

NASA Contractor Report 172559

FOR REFERENCE

NOT TO BE TAKEN FROM THIS ROOM

**F-14A AIRCRAFT  
HIGH-SPEED  
FLOW SIMULATIONS**

Charles W. Boppe  
Bruce S. Rosen

Grumman Aerospace Corporation  
Bethpage, NY 11714

LIBRARY COPY

APR 1985


NAS1-14732  
April 1985

LANGLEY RESEARCH CENTER  
LIBRARY NASA  
HAMPTON, VIRGINIA

**NASA**

National Aeronautics and  
Space Administration

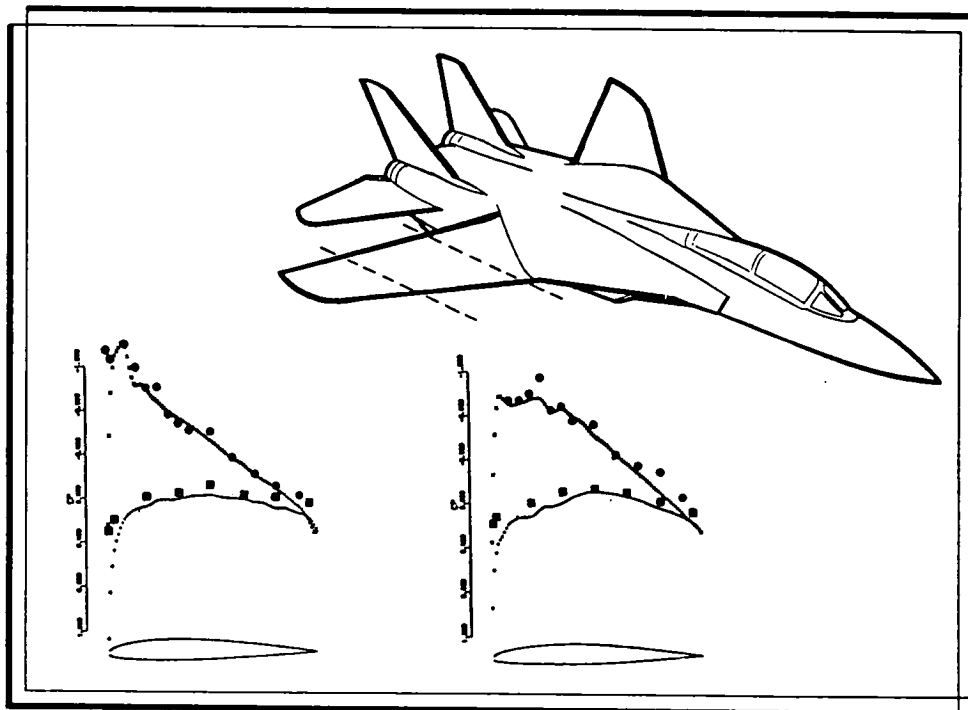
Langley Research Center  
Hampton, Virginia 23665



# F-14A AIRCRAFT HIGH-SPEED FLOW SIMULATIONS

by  
Charles W. Boppe  
Bruce S. Rosen

prepared for  
National Aeronautics &  
Space Administration  
Langley Research Center



**GRUMMAN AEROSPACE CORPORATION**

Under Contract  
NAS1-14732

*N85-23702#*



## CONTENTS

<u>Section</u>	<u>Page</u>
SUMMARY . . . . .	1
INTRODUCTION . . . . .	2
NOMENCLATURE . . . . .	4
PLOT SYMBOLS . . . . .	4
CONFIGURATION ANALYSIS MODELS . . . . .	5
FLIGHT TEST/ANALYSIS COMPARISONS . . . . .	110
WIND TUNNEL TEST/ANALYSIS COMPARISONS . . . . .	132
ISOLATED WING T.S.D.E/F.P.E. COMPARISONS . . . . .	155
OBSERVATIONS . . . . .	183
CONCLUDING REMARKS . . . . .	185
REFERENCES . . . . .	186
 <u>Appendix</u>	
A Wind Tunnel Model "Wing 7" Results . . . . .	187
B 2-D Analysis of Wing Pressure Characteristics . . . . .	195



## ILLUSTRATIONS

<u>Fig.</u>		<u>Page</u>
1	F-14A Variable Sweep Aircraft Configuration . . . . .	6
2	F-14A Quick-Geometry Model Cross-Section Line Models . . . . .	7
3	F-14A Quick-Geometry Model Cross-Section and Body Line Models . .	8
4	F-14A Transonic Analysis - Geometry Verification . . . . .	105
5	F-14A Transonic Analysis - Input Airfoil Shapes . . . . .	106
6	F-14A Transonic Analysis - Typical Wing Planform/Pressure Plots . .	108
7	F-14A Transonic Analysis - Typical Loading Plots . . . . .	109
8	F-14A Flight, Wind Tunnel, and Analysis Wing Pressure Correlations; $\Lambda = 20^\circ$ , $M = 0.70$ , $\alpha = 4^\circ$ . . . . .	111
9	F-14A Flight and Analysis Wing Pressure Correlations; $\Lambda = 20^\circ$ , $M = 0.75$ , $\alpha = 1.7^\circ$ . . . . .	117
10	F-14A Flight and Analysis Wing Pressure Correlations; $\Lambda = 20^\circ$ , $M = 0.80$ , $\alpha = 1.4^\circ$ . . . . .	122
11	F-14A Flight and Analysis Wing Pressure Correlations; $\Lambda = 25^\circ$ , $M = 0.80$ , $\alpha = 3^\circ$ . . . . .	127
12	Comparison of F-14A Predicted Lift Coefficient with Wind Tunnel Data . . . . .	133
13	F-14A Wind Tunnel and Analysis Wing Pressure Correlations; $\Lambda = 20^\circ$ , $M = 0.70$ , $\alpha = 5^\circ$ . . . . .	134
14	F-14A Wind Tunnel and Analysis Wing Pressure Correlations; $\Lambda = 20^\circ$ , $M = 0.75$ , $\alpha = 3^\circ$ . . . . .	137
15	F-14A Wind Tunnel and Analysis Wing Pressure Correlations; $\Lambda = 20^\circ$ , $M = 0.75$ , $\alpha = 4^\circ$ . . . . .	140
16	F-14A Wind Tunnel and Analysis Wing Pressure Correlations; $\Lambda = 25^\circ$ , $M = 0.775$ , $\alpha = 3^\circ$ . . . . .	143
17	F-14A Wind Tunnel and Analysis Wing Pressure Correlations; $\Lambda = 35^\circ$ , $M = 0.80$ , $\alpha = 3^\circ$ . . . . .	146

## ILLUSTRATIONS (contd)

<u>Fig.</u>		<u>Page</u>
18	F-14A Wind Tunnel and Analysis Wing Pressure Correlations; $\Lambda = 35^\circ$ , $M = 0.80$ , $\alpha = 5^\circ$ . . . . .	149
19	F-14A Wind Tunnel and Analysis Wing Pressure Correlations; $\Lambda = 35^\circ$ , $M = 0.85$ , $\alpha = 3^\circ$ . . . . .	152
20	F-14A Wing-Along Analysis Pressure Correlations; $\Lambda = 20^\circ$ , $M = 0.70$ , $\alpha = 4^\circ$ . . . . .	156
21	F-14A Wing-Along Analysis Pressure Correlations; $\Lambda = 20^\circ$ , $M = 0.70$ , $\alpha = 5^\circ$ . . . . .	161
22	F-14A Wing-Along Analysis Pressure Correlations; $\Lambda = 20^\circ$ , $M = 0.75$ , $\alpha = 1.7^\circ$ . . . . .	163
23	F-14A Wing-Along Analysis Pressure Correlations; $\Lambda = 20^\circ$ , $M = 0.75$ , $\alpha = 3^\circ$ . . . . .	167
24	F-14A Wing-Along Analysis Pressure Correlations; $\Lambda = 20^\circ$ , $M = 0.75$ , $\alpha = 4^\circ$ . . . . .	169
25	F-14A Wing-Along Analysis Pressure Correlations; $\Lambda = 25^\circ$ , $M = 0.775$ , $\alpha = 3^\circ$ . . . . .	171
26	F-14A Wing-Along Analysis Pressure Correlations; $\Lambda = 20^\circ$ , $M = 0.80$ , $\alpha = 1.4^\circ$ . . . . .	173
27	F-14A Wing-Along Analysis Pressure Correlations; $\Lambda = 35^\circ$ , $M = 0.80$ , $\alpha = 3^\circ$ . . . . .	177
28	F-14A Wing-Along Analysis Pressure Correlations; $\Lambda = 35^\circ$ , $M = 0.80$ , $\alpha = 5^\circ$ . . . . .	179
29	F-14A Wing-Along Analysis Pressure Correlations; $\Lambda = 35^\circ$ , $M = 0.85$ , $\alpha = 3^\circ$ . . . . .	181
A-1	F-14A Flight, Wind Tunnel, and Analysis Wing Pressure Correlations, Wing 7; $\Lambda = 20^\circ$ , $M = 0.70$ , $\alpha = 4^\circ$ . . . . .	189
B-1	F-14A Wing 2-D Section Analysis $M = 0.700/0.800$ . . . . .	196
B-2	F-14A Wing 2-D Section Analysis $M = 0.775/0.850$ . . . . .	197



## TABLES

<u>Table</u>		<u>Page</u>
1	F-14A Wing-Fuselage-Glove, $\Lambda = 20^\circ$ . . . . .	10
2	F-14A Wing-Fuselage-Glove, $\Lambda = 25^\circ$ . . . . .	19
3	F-14A Wing-Fuselage-Glove, $\Lambda = 35^\circ$ . . . . .	23
4	F-14A Isolated Wing, $\Lambda = 20^\circ$ . . . . .	27
5	F-14A Isolated Wing, $\Lambda = 25^\circ$ . . . . .	31
6	F-14A Isolated Wing, $\Lambda = 35^\circ$ . . . . .	35
7	F-14A Isolated Wing (FLO-22), $\Lambda = 20^\circ$ : . . . . .	39
8	F-14A Isolated Wing (FLO-22), $\Lambda = 25^\circ$ . . . . .	61
9	F-14A Isolated Wing (FLO-22), $\Lambda = 35^\circ$ . . . . .	83
A-1	F-14A Wing-Fuselage-Glove, $\Lambda = 20^\circ$ , (Wing 7 W.T. Model) . . . . .	188



## SUMMARY

A model of the Grumman/Navy F-14A aircraft has been developed for analyses using the NASA/Grumman Transonic Wing-Body Code. Computations were performed for isolated wing and wing-fuselage-glove arrangements to determine the extent of aerodynamic interference effects which propagate outward onto the main wing outer panel. Additional studies were conducted using the full potential analysis, FLO-22, to calibrate any inaccuracies that might accrue because of "small disturbance" code limitations. Comparisons indicate that the NASA/Grumman Code provides excellent flow simulations for the range of wing sweep angles and flow conditions that will be of interest for the upcoming "F-14 Variable Sweep Flight Transition Experiment".

## INTRODUCTION

The Grumman/Navy F-14A aircraft has been selected for NASA's "Variable Sweep Flight Transition Experiment." The objective of this effort is to provide high Reynolds number boundary layer transition data for use in the design of future laminar flow airfoils and wings. Critical wing sweep effects will be obtained using the F-14A variable-wing-sweep capability.

In order to produce data which is superior in quality to that generated in the past, using the F-111/TACT as a test bed aircraft, extensive computational analyses are planned along with a high-speed wind-tunnel test program. The computational tools will be used to design the natural laminar flow airfoil sections. In addition, analyses are to be performed to evaluate the effect of the F-14A's complex fuselage/glove shape on the wing outer panel flow. The magnitude and extent of the wing outer panel contamination is to be evaluated to insure that designed pressure fields are obtained in flight.

Two-dimensional airfoil design codes that might be used to synthesize the natural laminar flow shapes typically employ the full potential equation coupled with exact boundary conditions. These methods are quite powerful and there are few disadvantages associated with usage. For three-dimensional flows, however, the full potential equation/exact boundary condition approach has not progressed as far as approaches using an extended transonic small-disturbance equation coupled with planar boundary conditions. This applies both to the ability to 1) treat complex realistic aircraft and 2) resolve shock waves. The shape complexity limitation is linked to grid orthogonality constraints. As configurations become more complex, it becomes impossible to obtain a coordinate system which is orthogonal to all surfaces. Shock wave resolution, on the other hand, is limited by mesh system density and for finite volume formulations, a numerical tendency to smear the swept shock discontinuity. Thus, there is a need to study the F-14A configuration using a high resolution analysis capable of simulating complex geometric shapes. The NASA/Grumman Transonic Wing-Body Code (Refs 1, 2) was selected based on past application experiences. A user

manual is being reviewed for an NASA CR; it is entitled "Aerodynamic Analysis for Aircraft with Nacelles, Pylons, and Winglets at Transonic Speeds" by Charles W. Boppe.

Both wind tunnel (Ref 3) and flight data\* (Ref 4) were secured to evaluate the codes ability to predict the detailed aerodynamic pressure characteristics of the F-14A configuration. Isolated wing analyses were performed using both TSDE and FPE codes to evaluate 1) the fuselage/glove induced interference effects and 2) the magnitude of "small-disturbance" formulation errors. The FPE transonic wing analysis code FLO-22 (Ref 5, 6) was used. This report summarizes the modeling/correlation effort and provides observations on F-14A configuration aerodynamics and code capabilities.

---

\*An NASA TM detailing the flight data is in preparation; it is entitled "Inflight Wing Pressure Distributions for the F-14A" by T. Moes and R. Meyer.

## NOMENCLATURE

CP	Pressure Coefficient
$\alpha$ , ALPHA	Angle-of-Attack
RE	Reynolds Number
2Y/B ( $\eta$ )	Wing Semi-Span Position
$C_L$	Lift Coefficient
$C_M$	Moment Coefficient
$C_D$	Drag Coefficient
M, MACH	Mach Number
$\Lambda$	Wing Sweep Angle
DEG	Degrees
LE	Leading Edge

## PLOT SYMBOLS

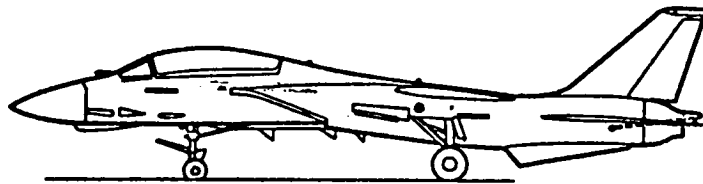
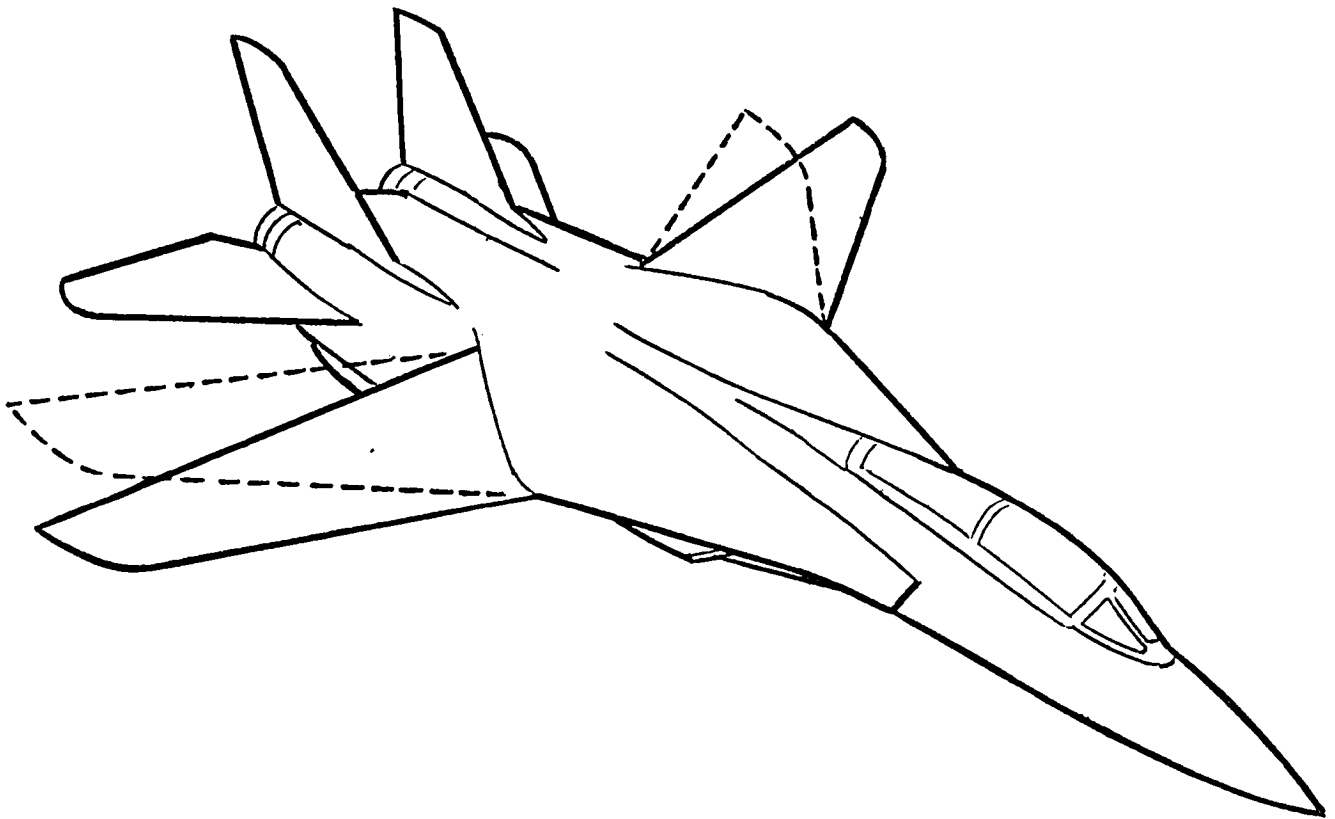

● ● ●	Upper Wing Surface Pressures - Wind Tunnel Data
○ ○ ○	Upper } Wing Surface Pressures - Flight Data
□ □ □	
x x x x	Upper } Wing Surface Pressures - NASA/Grumman Transonic Wing Body
++++	
	Code. (Title Describes Data: Isolated Wing or Wing-Body)
————	Isolated Wing Pressures (NASA/Grumman Transonic Wing Body Code)
-----	Isolated Wing Pressures (FLO-22)

## CONFIGURATION ANALYSIS MODELS

The F-14A general arrangement can be found in Fig. 1. The flow simulation capability was evaluated for three wing sweep angles;  $20^\circ$ ,  $25^\circ$  and  $35^\circ$ , where the sweep angle is taken as the wing leading edge sweep angle. This required that three separate models be developed to simulate the wing-fuselage-glove configurations. Three more models were then constructed for the isolated wing analyses and finally, three FLO-22 isolated wing models were created for a total of nine data sets.

A fuselage-nacelle geometry model was formulated based on a 1/40 scale F-14A three-view line drawing. The break between the body side and the wing was taken to be the side of the nacelle. Figures 2 and 3 illustrate the resulting cross-section and body line models. Note that no attempt was made to exactly represent the aft-end nacelle/pancake region because of the quick-geometry constraint which requires that the body surface radius distribution be a single valued function of the body angle. The inlet is modeled with a ramp which covers the inlet face.


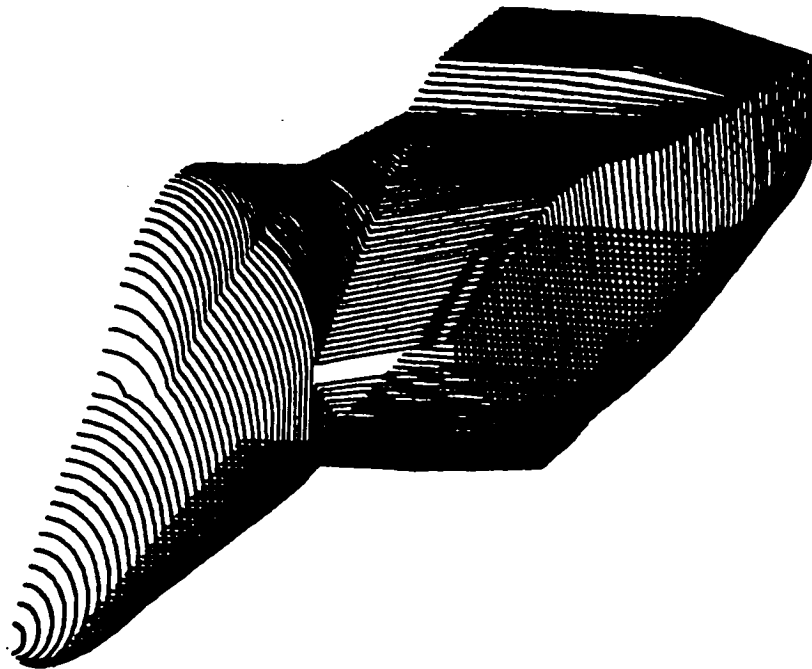
Wing section definition for each sweep angle was obtained through the contour development department. These shapes represent the manufactured wing external surface. Aerodynamic loading might in some cases slightly alter this shape. The fuselage shape is identical for each wing-fuselage-glove model. The glove planform ( $\Lambda_{LE} = 68^\circ$ ) is identical for each model, but, the streamwise airfoil contours are a combination of fixed glove shapes forward (recall Fig. 1) and main or outer wing panel contours toward the rear which vary with the wing sweep angle. During the course of this study, there appeared to be a chance that the final wing shape tested in the wind tunnel and the wing shape now manufactured are not exactly identical. In addition to the primary study performed using manufactured wing contours, a brief secondary study was executed using wind tunnel model contours. The study results along with the input data set can be found in Appendix A of this report.



R84-1788-004B

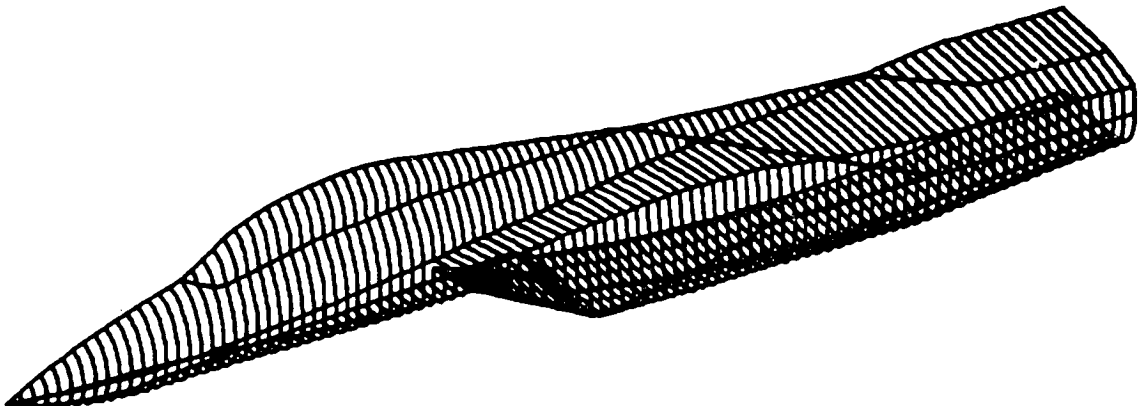
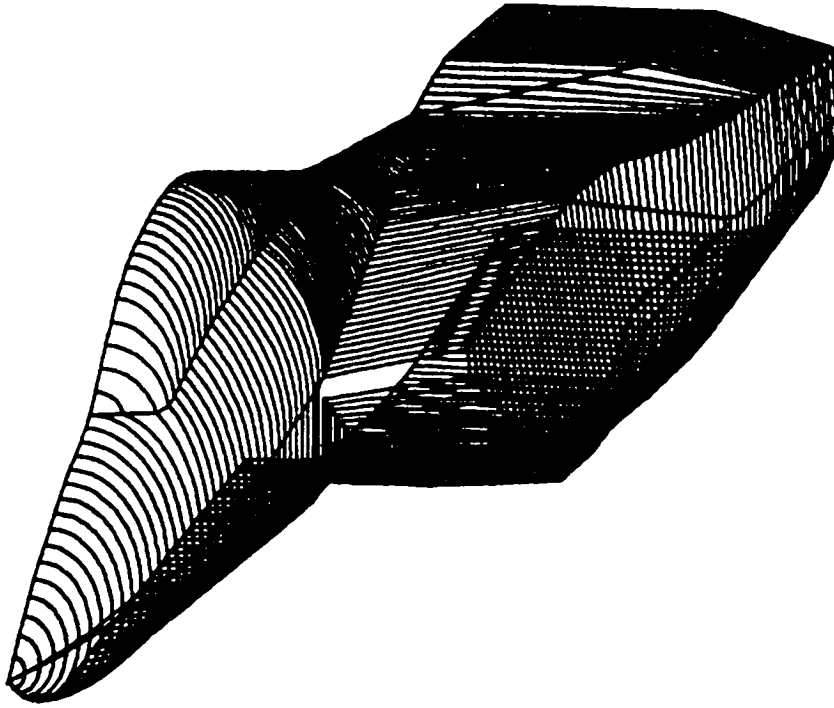
**Fig. 1 F-14A Variable Sweep Aircraft Configuration**





R84-1788-005B

Fig. 2 F-14A Quick-Geometry Model Cross-Section Line Models



R84-1788-006B

Fig. 3 F-14A Quick-Geometry Model Cross-Section and Body Line Models

All isolated wing models were generated by simply extending the main wing outer panel leading and trailing edge lines to the configuration centerline. The listing below provides the table number for each wing-fuselage-glove and isolated wing computational model; these are given as code input data files, as identified.

<u>TABLE</u>	<u>CONFIGURATION</u>	<u>FILE NAME</u>
1	F-14A Wing-Fuselage-Glove $\Lambda = 20^\circ$	A99WBG F14-20
2	F-14A Wing-Fuselage-Glove $\Lambda = 25^\circ$	A99WBG F14-25
3	F-14A Wing-Fuselage-Glove $\Lambda = 35^\circ$	A99WBG F14-35
4	F-14A Isolated Wing $\Lambda = 20^\circ$	A99W F14-20
5	F-14A Isolated Wing $\Lambda = 25^\circ$	A99W F14-25
6	F-14A Isolated Wing $\Lambda = 35^\circ$	A99W F14-35
7	F-14A Isolated Wing (FLO-22) $\Lambda = 20^\circ$	A22W F14-20
8	F-14A Isolated Wing (FLO-22) $\Lambda = 25^\circ$	A22W F14-25
9	F-14A Isolated Wing (FLO-22) $\Lambda = 35^\circ$	A22W F14-35
A-1	F-14A Wing-Fuselage-Glove $\Lambda = 20^\circ$ (Wing 7 W.T. Model)	A99W7BG F14-20

Descriptions of these input data and required file formats are given in Ref 1 and the WBPPW user manual for the NASA/Grumman Code and in Ref 6 for the FLO-22 Code.

Geometry verification plots for a typical analysis run can be found in Fig. 4. The input wing sections are shown in Fig. 5. A typical superimposed wing pressure plot, body pressure plot, and wing span load plot can be seen in Figs. 6 and 7.

Table 1 F-14A Wing-Fuselage-Glove,  $\Lambda = 20^\circ$  (Sheet 1 of 9)

FILE: A99WBG F14-20

F-14 WING/BODY/GLOVE (20 DEGREE LE)

3.0	0.75	3.0	10.0	100.0	80.0	3.0
0.0	0.0	0.0				
12.0	50.0	1.0	532.5	13.5	81360.0	0.4
187.90012	0.0	623.70898	0.0	1.00000		162.70581
0.0	0.00191	0.00496	0.00995	0.02000	0.03993	0.06000
0.08000	0.10000	0.12000	0.14000	0.16000	0.18000	0.20000
0.22000	0.24000	0.26000	0.28000	0.30000	0.32000	0.34000
0.36000	0.38000	0.40000	0.42000	0.44000	0.46000	0.48000
0.50000	0.52000	0.56000	0.60000	0.64000	0.68000	0.70000
0.72000	0.74000	0.76000	0.78000	0.80000	0.82000	0.84000
0.86000	0.88000	0.90000	0.92000	0.94000	0.96000	0.98000
1.00000						
-0.00037	0.00145	0.00248	0.00357	0.00510	0.00728	0.00912
0.01082	0.01244	0.01399	0.01546	0.01684	0.01813	0.01933
0.02043	0.02142	0.02231	0.02310	0.02379	0.02437	0.02487
0.02527	0.02558	0.02581	0.02597	0.02605	0.02607	0.02602
0.02591	0.02575	0.02524	0.02451	0.02354	0.02229	0.02155
0.02074	0.01984	0.01886	0.01779	0.01662	0.01537	0.01403
0.01261	0.01111	0.00954	0.00792	0.00624	0.00453	0.00280
0.00105						
-0.00037	-0.00142	-0.00203	-0.00271	-0.00368	-0.00497	-0.00598
-0.00688	-0.00769	-0.00843	-0.00909	-0.00968	-0.01020	-0.01064
-0.01101	-0.01133	-0.01159	-0.01179	-0.01193	-0.01202	-0.01207
-0.01208	-0.01204	-0.01197	-0.01186	-0.01173	-0.01156	-0.01138
-0.01117	-0.01095	-0.01045	-0.00990	-0.00929	-0.00862	-0.00826
-0.00788	-0.00747	-0.00704	-0.00657	-0.00609	-0.00557	-0.00504
-0.00447	-0.00389	-0.00330	-0.00271	-0.00210	-0.00151	-0.00092
-0.00032						
357.44357	68.50000	626.75684	0.0	1.00000		161.21141
-0.00061	0.00241	0.00412	0.00593	0.00846	0.01208	0.01513
0.01795	0.02064	0.02321	0.02565	0.02795	0.03009	0.03208
0.03390	0.03555	0.03703	0.03834	0.03948	0.04045	0.04127
0.04194	0.04246	0.04284	0.04310	0.04324	0.04326	0.04318
0.04300	0.04273	0.04189	0.04068	0.03906	0.03699	0.03577
0.03442	0.03293	0.03130	0.02952	0.02758	0.02550	0.02328
0.02092	0.01844	0.01584	0.01314	0.01036	0.00752	0.00464
0.00174						
-0.00061	-0.00236	-0.00337	-0.00449	-0.00611	-0.00825	-0.00992
-0.01141	-0.01276	-0.01399	-0.01509	-0.01606	-0.01692	-0.01766
-0.01828	-0.01881	-0.01923	-0.01956	-0.01980	-0.01995	-0.02003
-0.02004	-0.01998	-0.01986	-0.01968	-0.01946	-0.01919	-0.01888
-0.01854	-0.01817	-0.01735	-0.01643	-0.01542	-0.01431	-0.01371
-0.01307	-0.01240	-0.01168	-0.01091	-0.01010	-0.00925	-0.00836
-0.00742	-0.00646	-0.00548	-0.00449	-0.00349	-0.00250	-0.00152
-0.00053						
432.93372	99.00000	628.11401	0.0	1.00000		160.54604
0.00179	0.00824	0.01202	0.01620	0.02198	0.02985	0.03556
0.04009	0.04385	0.04706	0.04982	0.05221	0.05427	0.05605
0.05756	0.05883	0.05986	0.06067	0.06128	0.06168	0.06189
0.06192	0.06177	0.06144	0.06095	0.06030	0.05948	0.05852
0.05741	0.05616	0.05326	0.04987	0.04602	0.04179	0.03954
0.03722	0.03482	0.03236	0.02985	0.02728	0.02467	0.02200
0.01930	0.01656	0.01378	0.01096	0.00811	0.00522	0.00232

Table 1 F-14A Wing-Fuselage-Glove,  $\Lambda = 20^\circ$  (Sheet 2 of 9)

FILE: A99WBG F14-20

-0.00059							
0.00179	-0.00370	-0.00669	-0.00984	-0.01396	-0.01917	-0.02269	
-0.02531	-0.02736	-0.02899	-0.03029	-0.03134	-0.03217	-0.03283	
-0.03333	-0.03369	-0.03394	-0.03409	-0.03415	-0.03412	-0.03401	
-0.03384	-0.03358	-0.03326	-0.03287	-0.03241	-0.03187	-0.03127	
-0.03058	-0.02983	-0.02810	-0.02609	-0.02385	-0.02142	-0.02015	
-0.01886	-0.01755	-0.01625	-0.01496	-0.01369	-0.01246	-0.01126	
-0.01012	-0.00902	-0.00798	-0.00696	-0.00597	-0.00498	-0.00399	
-0.00299							
502.78067	127.22000	629.36968	0.0	1.00000			159.93040
0.00687	0.01446	0.01828	0.02287	0.02943	0.03840	0.04513	
0.05051	0.05486	0.05840	0.06126	0.06353	0.06531	0.06666	
0.06762	0.06825	0.06857	0.06863	0.06844	0.06803	0.06743	
0.06665	0.06571	0.06462	0.06340	0.06206	0.06061	0.05904	
0.05739	0.05563	0.05186	0.04776	0.04334	0.03865	0.03620	
0.03369	0.03114	0.02851	0.02584	0.02312	0.02036	0.01756	
0.01473	0.01187	0.00898	0.00608	0.00317	0.00025	-0.00268	
-0.00560							
0.00687	0.00056	-0.00315	-0.00715	-0.01207	-0.01817	-0.02219	
-0.02500	-0.02709	-0.02865	-0.02985	-0.03076	-0.03145	-0.03196	
-0.03232	-0.03256	-0.03270	-0.03274	-0.03269	-0.03258	-0.03240	
-0.03216	-0.03187	-0.03154	-0.03117	-0.03076	-0.03031	-0.02983	
-0.02931	-0.02875	-0.02757	-0.02625	-0.02482	-0.02327	-0.02245	
-0.02162	-0.02075	-0.01985	-0.01895	-0.01802	-0.01707	-0.01611	
-0.01513	-0.01415	-0.01315	-0.01215	-0.01115	-0.01014	-0.00913	
-0.00814							
502.80906	127.24000	629.37056	0.0	1.00000			159.92996
0.00756	0.01357	0.01710	0.02101	0.02672	0.03485	0.04095	
0.04582	0.04983	0.05317	0.05596	0.05827	0.06017	0.06170	
0.06291	0.06381	0.06444	0.06482	0.06496	0.06489	0.06462	
0.06416	0.06352	0.06271	0.06175	0.06064	0.05938	0.05800	
0.05648	0.05485	0.05124	0.04722	0.04284	0.03812	0.03566	
0.03313	0.03054	0.02790	0.02521	0.02247	0.01970	0.01689	
0.01405	0.01119	0.00830	0.00540	0.00249	-0.00043	-0.00335	
-0.00628							
0.00756	0.00182	-0.00176	-0.00548	-0.01013	-0.01567	-0.01922	
-0.02178	-0.02375	-0.02532	-0.02661	-0.02768	-0.02857	-0.02932	
-0.02994	-0.03046	-0.03087	-0.03120	-0.03144	-0.03160	-0.03168	
-0.03169	-0.03163	-0.03150	-0.03130	-0.03105	-0.03073	-0.03036	
-0.02993	-0.02945	-0.02834	-0.02706	-0.02562	-0.02405	-0.02322	
-0.02236	-0.02148	-0.02058	-0.01966	-0.01872	-0.01777	-0.01680	
-0.01582	-0.01484	-0.01385	-0.01285	-0.01185	-0.01085	-0.00984	
-0.00884							
516.19336	164.01460	631.00684	0.0	1.00000			159.12769
0.00878	0.01488	0.01831	0.02205	0.02742	0.03498	0.04063	
0.04519	0.04901	0.05226	0.05502	0.05737	0.05934	0.06097	
0.06229	0.06331	0.06406	0.06456	0.06481	0.06483	0.06464	
0.06424	0.06365	0.06288	0.06193	0.06081	0.05953	0.05811	
0.05654	0.05484	0.05107	0.04685	0.04224	0.03730	0.03473	
0.03209	0.02939	0.02665	0.02386	0.02103	0.01818	0.01529	
0.01239	0.00947	0.00653	0.00359	0.00064	-0.00231	-0.00526	
-0.00821							
0.00878	0.00324	-0.00023	-0.00362	-0.00778	-0.01273	-0.01589	
-0.01819	-0.01997	-0.02142	-0.02263	-0.02366	-0.02455	-0.02534	
-0.02604	-0.02665	-0.02720	-0.02767	-0.02808	-0.02843	-0.02871	

Table 1 F-14A Wing-Fuselage-Glove,  $\Lambda = 20^\circ$  (Sheet 3 of 9)

FILE: A99WBG F14-20

-0.02893	-0.02909	-0.02918	-0.02920	-0.02917	-0.02907	-0.02890
-0.02868	-0.02839	-0.02765	-0.02668	-0.02552	-0.02417	-0.02343
-0.02266	-0.02185	-0.02100	-0.02013	-0.01923	-0.01831	-0.01736
-0.01639	-0.01541	-0.01442	-0.01342	-0.01241	-0.01139	-0.01037
-0.00935						
529.58618	200.79919	632.64380	0.0	1.00000		158.07434
0.00722	0.01327	0.01657	0.02033	0.02564	0.03300	0.03852
0.04301	0.04682	0.05010	0.05294	0.05540	0.05751	0.05930
0.06078	0.06198	0.06291	0.06359	0.06402	0.06421	0.06419
0.06395	0.06351	0.06287	0.06205	0.06105	0.05989	0.05856
0.05708	0.05546	0.05182	0.04770	0.04317	0.03828	0.03572
0.03310	0.03042	0.02770	0.02492	0.02211	0.01927	0.01640
0.01351	0.01061	0.00770	0.00478	0.00185	-0.00107	-0.00400
-0.00692						
0.00722	0.00165	-0.00173	-0.00503	-0.00897	-0.01357	-0.01650
-0.01863	-0.02029	-0.02164	-0.02277	-0.02375	-0.02461	-0.02537
-0.02606	-0.02668	-0.02723	-0.02772	-0.02816	-0.02853	-0.02884
-0.02909	-0.02928	-0.02940	-0.02945	-0.02944	-0.02936	-0.02921
-0.02900	-0.02871	-0.02795	-0.02694	-0.02570	-0.02424	-0.02343
-0.02258	-0.02168	-0.02074	-0.01977	-0.01876	-0.01772	-0.01665
-0.01556	-0.01445	-0.01332	-0.01217	-0.01102	-0.00986	-0.00869
-0.00753						
542.98340	237.58369	634.28076	0.0	1.00000		156.86511
0.00316	0.00928	0.01260	0.01642	0.02180	0.02928	0.03490
0.03949	0.04341	0.04682	0.04981	0.05243	0.05472	0.05671
0.05840	0.05982	0.06098	0.06189	0.06256	0.06301	0.06323
0.06324	0.06304	0.06265	0.06207	0.06131	0.06038	0.05928
0.05802	0.05662	0.05338	0.04964	0.04545	0.04087	0.03846
0.03598	0.03342	0.03081	0.02815	0.02544	0.02270	0.01992
0.01712	0.01430	0.01146	0.00861	0.00575	0.00290	0.00004
-0.00282						
0.00316	-0.00259	-0.00581	-0.00904	-0.01292	-0.01739	-0.02019
-0.02220	-0.02375	-0.02501	-0.02606	-0.02696	-0.02775	-0.02844
-0.02906	-0.02962	-0.03010	-0.03052	-0.03088	-0.03117	-0.03139
-0.03155	-0.03163	-0.03164	-0.03158	-0.03144	-0.03123	-0.03094
-0.03057	-0.03014	-0.02905	-0.02768	-0.02605	-0.02418	-0.02316
-0.02209	-0.02097	-0.01980	-0.01859	-0.01734	-0.01606	-0.01474
-0.01340	-0.01203	-0.01064	-0.00923	-0.00781	-0.00638	-0.00494
-0.00350						
556.38062	274.36816	635.91772	0.0	1.00000		155.65588
-0.00210	0.00412	0.00754	0.01134	0.01680	0.02441	0.03016
0.03488	0.03893	0.04249	0.04565	0.04845	0.05094	0.05314
0.05507	0.05675	0.05817	0.05936	0.06032	0.06106	0.06158
0.06189	0.06200	0.06191	0.06164	0.06118	0.06054	0.05974
0.05877	0.05765	0.05496	0.05173	0.04802	0.04388	0.04168
0.03939	0.03702	0.03458	0.03209	0.02954	0.02694	0.02431
0.02164	0.01894	0.01623	0.01349	0.01075	0.00800	0.00525
0.00249						
-0.00210	-0.00787	-0.01123	-0.01427	-0.01799	-0.02226	-0.02490
-0.02674	-0.02814	-0.02926	-0.03019	-0.03098	-0.03167	-0.03227
-0.03280	-0.03325	-0.03363	-0.03395	-0.03419	-0.03436	-0.03446
-0.03447	-0.03441	-0.03426	-0.03404	-0.03373	-0.03334	-0.03286
-0.03230	-0.03167	-0.03015	-0.02833	-0.02622	-0.02384	-0.02256
-0.02122	-0.01982	-0.01837	-0.01687	-0.01532	-0.01374	-0.01211
-0.01046	-0.00877	-0.00706	-0.00533	-0.00358	-0.00183	-0.00006

Table 1 F-14A Wing-Fuselage-Glove,  $\Lambda = 20^\circ$  (Sheet 4 of 9)

FILE: A99WBG F14-20

0.00171							
569.77783	311.15283	637.55469	0.0	1.00000			154.44666
-0.00919	-0.00300	0.00061	0.00452	0.01008	0.01787	0.02378	
0.02865	0.03287	0.03659	0.03993	0.04294	0.04566	0.04810	
0.05030	0.05226	0.05399	0.05550	0.05679	0.05788	0.05876	
0.05944	0.05992	0.06022	0.06033	0.06026	0.06001	0.05960	
0.05902	0.05828	0.05634	0.05384	0.05083	0.04735	0.04545	
0.04347	0.04139	0.03923	0.03700	0.03471	0.03235	0.02994	
0.02749	0.02500	0.02249	0.01994	0.01738	0.01481	0.01223	
0.00965							
-0.00919	-0.01499	-0.01831	-0.02131	-0.02487	-0.02883	-0.03118	
-0.03278	-0.03396	-0.03488	-0.03563	-0.03626	-0.03679	-0.03722	
-0.03758	-0.03786	-0.03806	-0.03818	-0.03822	-0.03818	-0.03805	
-0.03784	-0.03753	-0.03715	-0.03667	-0.03610	-0.03545	-0.03470	
-0.03387	-0.03296	-0.03087	-0.02846	-0.02573	-0.02272	-0.02111	
-0.01943	-0.01769	-0.01590	-0.01404	-0.01214	-0.01019	-0.00820	
-0.00617	-0.00410	-0.00201	0.00011	0.00225	0.00440	0.00656	
0.00873							
583.17480	347.93726	639.19165	0.0	1.00000			153.24487
-0.01912	-0.01295	-0.00937	-0.00540	0.00037	0.00844	0.01456	
0.01963	0.02404	0.02796	0.03151	0.03474	0.03771	0.04043	
0.04293	0.04521	0.04729	0.04917	0.05085	0.05235	0.05366	
0.05479	0.05574	0.05652	0.05712	0.05755	0.05781	0.05791	
0.05785	0.05764	0.05676	0.05531	0.05333	0.05087	0.04947	
0.04796	0.04635	0.04466	0.04287	0.04101	0.03908	0.03708	
0.03503	0.03292	0.03078	0.02860	0.02639	0.02416	0.02192	
0.01968							
-0.01912	-0.02525	-0.02851	-0.03139	-0.03470	-0.03816	-0.04002	
-0.04117	-0.04195	-0.04251	-0.04293	-0.04322	-0.04342	-0.04353	
-0.04354	-0.04347	-0.04332	-0.04308	-0.04275	-0.04234	-0.04184	
-0.04125	-0.04058	-0.03982	-0.03897	-0.03803	-0.03700	-0.03588	
-0.03468	-0.03338	-0.03054	-0.02735	-0.02385	-0.02003	-0.01801	
-0.01592	-0.01376	-0.01154	-0.00926	-0.00692	-0.00452	-0.00208	
0.00040	0.00292	0.00548	0.00806	0.01067	0.01329	0.01592	
0.01856							
596.56421	384.69995	640.82764	0.0	1.00000			152.03552
-0.03451	-0.02816	-0.02443	-0.02028	-0.01435	-0.00591	0.00053	
0.00587	0.01053	0.01470	0.01850	0.02200	0.02525	0.02827	
0.03109	0.03373	0.03618	0.03847	0.04060	0.04256	0.04437	
0.04602	0.04752	0.04887	0.05007	0.05112	0.05202	0.05278	
0.05340	0.05388	0.05444	0.05449	0.05405	0.05317	0.05257	
0.05187	0.05107	0.05019	0.04923	0.04820	0.04709	0.04592	
0.04470	0.04343	0.04212	0.04078	0.03941	0.03802	0.03662	
0.03521							
-0.03451	-0.04097	-0.04400	-0.04663	-0.04935	-0.05135	-0.05167	
-0.05149	-0.05115	-0.05076	-0.05036	-0.04995	-0.04951	-0.04903	
-0.04851	-0.04793	-0.04729	-0.04658	-0.04580	-0.04495	-0.04401	
-0.04299	-0.04187	-0.04067	-0.03938	-0.03799	-0.03650	-0.03492	
-0.03324	-0.03147	-0.02763	-0.02341	-0.01884	-0.01392	-0.01135	
-0.00869	-0.00597	-0.00317	-0.00031	0.00261	0.00558	0.00859	
0.01166	0.01475	0.01788	0.02104	0.02421	0.02740	0.03060	
0.03380							
-3.	93.0	780.0					0.16
F-14 FUSELAGE MODEL							
8.							

Table 1 F-14A Wing-Fuselage-Glove,  $\Lambda = 20^\circ$  (Sheet 5 of 9)

FILE: A99WBG F14-20

1.		NOSE		
BLO	ELLI	BCL	MHB	SCPLO
BUP	ELLI	MHB	TCL	SCPUP
2.	4.	NOSE WITH CANOPY		
BLO	ELLI	BCL	MHB	SCPLO
BSI	LINE	MHB	FUP	
BUP	ELLI	FUP	CREASE	SCPUP
CAN	ELLI	CREASE	TCL	SCPCAN
3.	7.	INLET		
BLO	ELLI	BCL	MHB	SCPLO
BSI	LINE	MHB	FLO	
NACLO	LINE	FLO	INLTLO	
NACSI	LINE	INLTLO	INLTUP	
NACUP	LINE	INLTUP	FUP	
BUP	ELLI	FUP	CREASE	SCPUP
CAN	ELLI	CREASE	TCL	SCPCAN
4.	6.	INLET TO NACELLE FOWARD FAIRING		
BLO	ELLI	BCL	FLO	SCPLO
NACLO	LINE	FLO	INLTLO	
NACSI	LINE	INLTLO	INLTUP	
NACUP	LINE	INLTUP	FUP	
BUP	ELLI	FUP	CREASE	SCPUP
CAN	ELLI	CREASE	TCL	SCPCAN
5.	6.	INLET TO NACELLE AFT FAIRING		
BLO	LINE	BCL	FLO	
NACLO	LINE	FLO	INLTLO	
NACSI	LINE	INLTLO	INLTUP	
NACUP	LINE	INLTUP	FUP	
BUP	ELLI	FUP	CREASE	SCPUP
CAN	ELLI	CREASE	TCL	SCPCAN
6.	7.	FOWARD NACELLE		
BLO	LINE	BCL	FLO	
NACLO	LINE	FLO	INLTLO	
NACLS	ELLI	INLTLO	MHB	SCPLO
NACSI	LINE	MHB	INLTUP	
NACUP	LINE	INLTUP	FUP	
BUP	ELLI	FUP	CREASE	SCPUP
CAN	ELLI	CREASE	TCL	SCPCAN
7.	6.	MID NACELLE		
BLO	LINE	BCL	FLO	
NACLO	LINE	FLO	INLTLO	
NACLS	ELLI	INLTLO	MHB	SCPLO
NACSI	LINE	MHB	INLTUP	
NACUP	LINE	INLTUP	FUP	
BUP	ELLI	FUP	TCL	SCPUP
CAN	ELLI	CREASE	TCL	SCPCAN
8.	6.	AFT NACELLE		
BLO	LINE	BCL	FLO	
NACLO	LINE	FLO	INLTLO	
NACLS	ELLI	INLTLO	CREASE	SCPCAN
NACSI	LINE	CREASE	INLTUP	
NACUP	LINE	INLTUP	FUP	
BUP	LINE	FUP	TCL	
8.				
1.	1.	93.0	205.0	
2.	2.	205.0	352.0	



Table 1 F-14A Wing-Fuselage-Glove,  $\Lambda = 20^\circ$  (Sheet 6 of 9)

FILE: A99WBG F14-20

3.	3.	352.0	414.5			
4.	4.	414.5	425.0			
5.	5.	425.0	433.0			
6.	6.	433.0	497.0			
7.	7.	497.0	650.0			
8.	8.	650.0	780.0			
22.0	2.0					
10.0	ZTCL					
ELLX	93.0	131.45	205.0	171.0	127.5	152.0
LINE	205.0	171.0	241.0	191.65		
ELLY	241.0	191.65	313.0	203.0	274.0	203.0
ELLY	313.0	203.0	352.0	199.5	331.0	203.0
LINE	352.0	199.5	497.0	174.5		
LINE	497.0	174.5	546.0	169.5		
LINE	546.0	169.5	600.0	165.0		
LINE	600.0	165.0	650.0	160.5		
LINE	650.0	160.5	697.0	165.5		
LINE	697.0	165.5	780.0	162.75		
10.0	ZBCL					
ELLX	93.0	131.45	176.0	116.5	129.5	116.5
LINE	176.0	116.5	205.0	118.0		
LINE	205.0	118.0	352.0	121.75		
LINE	352.0	121.75	425.0	123.43		
LINE	425.0	123.43	433.0	117.0		
LINE	433.0	117.0	497.0	107.8		
LINE	497.0	107.8	546.0	104.7		
LINE	546.0	104.7	600.0	103.0		
LINE	600.0	103.0	650.0	104.0		
LINE	650.0	104.0	780.0	113.0		
7.0	YMHB					
ELLY	93.0	0.0	352.0	31.0	164.0	31.0
LINE	352.0	31.0	414.5	29.5		
LINE	414.5	29.5	433.0	75.0		
LINE	433.0	75.0	497.0	74.0		
LINE	497.0	74.0	546.0	73.0		
LINE	546.0	73.0	600.0	76.5		
LINE	600.0	76.5	650.0	79.0		
9.0	ZMHB					
LINE	93.0	131.45	164.0	138.0		
LINE	164.0	138.0	205.0	138.5		
LINE	205.0	138.5	352.0	130.5		
LINE	352.0	130.5	414.5	127.93		
LINE	414.5	127.93	433.0	119.0		
LINE	433.0	119.0	497.0	125.5		
LINE	497.0	125.5	546.0	139.0		
LINE	546.0	139.0	600.0	139.5		
LINE	600.0	139.5	650.0	140.0		
9.0	YCREASE					
LINE	205.0	0.0	221.0	15.5		
LINE	221.0	15.5	283.0	16.0		
LINE	283.0	16.0	328.0	16.5		
LINE	328.0	16.5	352.0	16.0		
LINE	352.0	16.0	405.0	13.0		
LINE	405.0	13.0	497.0	0.0		
LINE	497.0	0.0	650.0	79.0		

Table 1 F-14A Wing-Fuselage-Glove,  $\Lambda = 20^\circ$  (Sheet 7 of 9)

FILE: A99WBG F14-20

LINE	650.0	79.0	697.0	80.5		
LINE	697.0	80.5	780.0	81.0		
9.0	ZCREASE					
LINE	205.0	171.0	221.0	169.0		
LINE	221.0	169.0	283.0	179.0		
LINE	283.0	179.0	328.0	183.0		
LINE	328.0	183.0	352.0	183.5		
LINE	352.0	183.5	405.0	182.0		
LINE	405.0	182.0	497.0	174.5		
LINE	497.0	174.5	650.0	140.0		
LINE	650.0	140.0	697.0	140.0		
LINE	697.0	141.0	780.0	140.0		
7.0	YFUP					
ELLY	93.0	0.0	352.0	31.0	164.0	31.0
LINE	352.0	31.0	497.0	19.5		
LINE	497.0	19.5	546.0	14.0		
LINE	546.0	14.0	600.0	11.0		
LINE	600.0	11.0	650.0	0.0		
LINE	650.0	0.0	697.0	49.5		
LINE	697.0	49.5	780.0	51.0		
8.0	ZFUP					
LINE	93.0	131.45	205.0	138.5		
LINE	205.0	138.5	352.0	155.0		
LINE	352.0	155.0	497.0	163.0		
LINE	497.0	163.0	546.0	163.5		
LINE	546.0	163.5	600.0	163.0		
LINE	600.0	163.0	650.0	160.5		
LINE	650.0	160.5	697.0	165.5		
LINE	697.0	165.5	780.0	162.75		
6.0	YSCUP					
ELLY	93.0	0.0	352.0	31.0	164.0	31.0
LINE	352.0	31.0	405.0	23.5		
LINE	405.0	23.5	497.0	14.0		
LINE	497.0	14.0	546.0	7.5		
LINE	546.0	7.5	600.0	5.0		
LINE	600.0	5.0	650.0	0.0		
7.0	ZSCUP					
ELLX	93.0	131.45	205.0	171.0	127.5	152.0
LINE	205.0	171.0	221.0	158.0		
LINE	221.0	158.0	352.0	173.0		
LINE	352.0	173.0	497.0	174.5		
LINE	497.0	174.5	546.0	169.5		
LINE	546.0	169.5	600.0	165.0		
LINE	600.0	165.0	650.0	160.5		
9.0	YSCPCAN					
LINE	205.0	0.0	221.0	12.5		
LINE	221.0	12.5	283.0	16.0		
LINE	283.0	16.0	328.0	16.5		
LINE	328.0	16.5	352.0	16.0		
LINE	352.0	16.0	405.0	9.5		
LINE	405.0	9.5	497.0	0.0		
LINE	497.0	0.0	650.0	81.5		
LINE	650.0	81.5	697.0	82.5		
LINE	697.0	82.5	780.0	83.0		
7.0	ZSCPCAN					

Table 1 F-14A Wing-Fuselage-Glove,  $\Lambda = 20^\circ$  (Sheet 8 of 9)

FILE: A99WBG F14-20

LINE	205.0	171.0	241.0	191.65		
ELLY	241.0	191.65	313.0	203.0	274.0	203.0
ELLY	313.0	203.0	352.0	199.5	331.0	203.0
LINE	352.0	199.5	497.0	174.5		
LINE	497.0	174.5	650.0	105.5		
LINE	650.0	105.5	697.0	110.0		
LINE	697.0	110.0	780.0	116.0		
9.0	ZSCPLO					
ELLX	93.0	131.45	176.0	116.5	129.5	116.5
LINE	176.0	116.5	205.0	118.0		
LINE	205.0	118.0	352.0	121.75		
LINE	352.0	121.75	425.0	123.43		
LINE	425.0	123.43	433.0	119.0		
LINE	433.0	119.0	497.0	113.0		
LINE	497.0	113.0	546.0	110.0		
LINE	546.0	110.0	600.0	105.0		
LINE	600.0	105.0	650.0	105.5		
8.0	YSCPLO					
ELLY	93.0	0.0	352.0	31.0	164.0	31.0
LINE	352.0	31.0	414.5	29.5		
LINE	414.5	29.5	425.0	39.79		
LINE	425.0	39.79	433.0	75.0		
LINE	433.0	75.0	497.0	76.2		
LINE	497.0	76.2	546.0	77.7		
LINE	546.0	77.7	600.0	79.0		
LINE	600.0	79.0	650.0	81.5		
1.0	YMAPAXIS					
LINE	93.0	0.0	780.0	0.0		
2.0	ZMAPAXIS					
LINE	93.0	131.45	352.0	146.0		
LINE	352.0	146.0	780.0	147.0		
9.0	YFLO					
LINE	352.0	31.0	414.5	29.5		
LINE	414.5	29.5	425.0	39.79		
LINE	425.0	39.79	433.0	42.0		
LINE	433.0	42.0	497.0	46.3		
LINE	497.0	46.3	546.0	47.5		
LINE	546.0	47.5	600.0	48.5		
LINE	600.0	48.5	650.0	49.5		
LINE	650.0	49.5	697.0	49.75		
LINE	697.0	49.75	780.0	51.0		
9.0	ZFLO					
LINE	352.0	150.0	414.5	127.93		
LINE	414.5	127.93	425.0	123.43		
LINE	425.0	123.43	433.0	117.0		
LINE	433.0	117.0	497.0	107.8		
LINE	497.0	107.8	546.0	104.7		
LINE	546.0	104.7	600.0	103.0		
LINE	600.0	103.0	650.0	104.0		
LINE	650.0	104.0	697.0	107.0		
LINE	697.0	107.0	780.0	113.0		
7.0	YINLTUP					
LINE	352.0	66.5	433.0	66.5		
LINE	433.0	66.5	497.0	66.5		
LINE	497.0	66.5	546.0	68.0		

**Table 1 F-14A Wing-Fuselage-Glove,  $\Lambda = 20^\circ$  (Sheet 9 of 9)**

FILE: A99WBG F14-20

LINE	546.0	68.0	600.0	74.5
LINE	600.0	74.5	650.0	77.0
LINE	650.0	77.0	697.0	78.5
LINE	697.0	78.5	780.0	80.0
7.0	ZINLTUP			
LINE	352.0	162.5	433.0	169.0
LINE	433.0	169.0	497.0	171.5
LINE	497.0	171.5	546.0	170.0
LINE	546.0	170.0	600.0	165.0
LINE	600.0	165.0	650.0	162.0
LINE	650.0	162.0	697.0	160.0
LINE	697.0	160.0	780.0	155.5
7.0	YINLTLO			
LINE	352.0	67.0	433.0	75.0
LINE	433.0	75.0	497.0	65.5
LINE	497.0	66.5	546.0	61.0
LINE	546.0	61.0	600.0	57.0
LINE	600.0	57.0	650.0	57.5
LINE	650.0	57.5	697.0	58.0
LINE	697.0	58.0	780.0	59.0
7.0	ZINLTLO			
LINE	352.0	156.5	433.0	119.0
LINE	433.0	119.0	497.0	111.0
LINE	497.0	111.0	546.0	107.0
LINE	546.0	107.0	600.0	104.0
LINE	600.0	104.0	650.0	104.0
LINE	650.0	104.0	697.0	108.0
LINE	697.0	108.0	780.0	114.0
	YTCL	YMAPAXIS		
	YBCL	YMAPAXIS		

R84-1788-007(9/9)B

Table 2 F-14A Wing-Fuselage-Glove,  $\Lambda = 25^\circ$  (Sheet 1 of 4)

FILE: A99WBG F14-25

F-14 WING/BODY/GLOVE (25 DEGREE LE)							
3.0	0.775	3.0	10.0	100.0	80.0	3.0	
0.0	0.0	0.0					
12.0	50.0	1.0	532.5	13.5	81360.0	0.4	
187.90012	0.0	615.17920	0.0	1.00000			162.45967
0.0	0.00201	0.00501	0.01002	0.02005	0.04000	0.05997	
0.08000	0.10000	0.12000	0.14002	0.16000	0.18000	0.20000	
0.22000	0.24000	0.26000	0.28000	0.30000	0.32000	0.34000	
0.36000	0.38000	0.40000	0.42000	0.44000	0.46000	0.48000	
0.50000	0.52000	0.56000	0.60000	0.64000	0.68000	0.69998	
0.72000	0.74000	0.76000	0.78000	0.80000	0.82000	0.84000	
0.86000	0.88000	0.90000	0.92000	0.94000	0.96000	0.98000	
1.00000							
-0.00040	0.00148	0.00250	0.00361	0.00515	0.00736	0.00921	
0.01093	0.01257	0.01414	0.01563	0.01703	0.01834	0.01956	
0.02068	0.02169	0.02260	0.02341	0.02412	0.02473	0.02524	
0.02566	0.02600	0.02625	0.02643	0.02653	0.02656	0.02653	
0.02644	0.02628	0.02580	0.02507	0.02408	0.02279	0.02203	
0.02117	0.02022	0.01919	0.01806	0.01684	0.01553	0.01414	
0.01267	0.01114	0.00955	0.00791	0.00624	0.00453	0.00279	
0.00105							
-0.00040	-0.00150	-0.00210	-0.00278	-0.00377	-0.00507	-0.00609	
-0.00700	-0.00782	-0.00856	-0.00923	-0.00982	-0.01034	-0.01078	
-0.01116	-0.01148	-0.01173	-0.01192	-0.01207	-0.01215	-0.01220	
-0.01220	-0.01216	-0.01208	-0.01197	-0.01184	-0.01167	-0.01148	
-0.01128	-0.01105	-0.01055	-0.00999	-0.00937	-0.00869	-0.00832	
-0.00793	-0.00751	-0.00707	-0.00660	-0.00610	-0.00557	-0.00502	
-0.00445	-0.00386	-0.00327	-0.00266	-0.00205	-0.00145	-0.00085	
-0.00024							
357.44357	68.50000	624.19702	0.0	1.00000			161.10240
-0.00066	0.00244	0.00411	0.00594	0.00847	0.01210	0.01514	
0.01797	0.02066	0.02324	0.02569	0.02799	0.03015	0.03215	
0.03399	0.03566	0.03716	0.03849	0.03965	0.04065	0.04150	
0.04219	0.04274	0.04316	0.04345	0.04361	0.04367	0.04362	
0.04346	0.04321	0.04241	0.04121	0.03958	0.03746	0.03621	
-0.03480	0.03325	0.03155	0.02969	0.02768	0.02553	0.02324	
0.02083	0.01832	0.01570	0.01301	0.01026	0.00744	0.00459	
0.00172							
-0.00066	-0.00246	-0.00345	-0.00457	-0.00620	-0.00834	-0.01001	
-0.01150	-0.01286	-0.01408	-0.01518	-0.01615	-0.01700	-0.01773	
-0.01835	-0.01887	-0.01928	-0.01960	-0.01984	-0.01998	-0.02006	
-0.02006	-0.01999	-0.01986	-0.01968	-0.01946	-0.01919	-0.01888	
-0.01854	-0.01817	-0.01734	-0.01643	-0.01541	-0.01429	-0.01368	
-0.01304	-0.01235	-0.01162	-0.01085	-0.01003	-0.00916	-0.00826	
-0.00732	-0.00635	-0.00537	-0.00437	-0.00337	-0.00238	-0.00139	
-0.00040							
432.93372	99.00000	628.21216	0.0	1.00000			160.49806
0.00172	0.00833	0.01204	0.01618	0.02193	0.02979	0.03547	
0.04001	0.04377	0.04698	0.04974	0.05212	0.05419	0.05596	
0.05747	0.05874	0.05977	0.06058	0.06119	0.06159	0.06180	
0.06182	0.06166	0.06133	0.06083	0.06016	0.05934	0.05837	
0.05725	0.05598	0.05305	0.04963	0.04576	0.04151	0.03925	
0.03692	0.03453	0.03207	0.02956	0.02700	0.02440	0.02175	
0.01907	0.01635	0.01360	0.01080	0.00798	0.00512	0.00224	

Table 2 F-14A Wing-Fuselage-Glove,  $\Lambda = 25^\circ$  (Sheet 2 of 4)

FILE: A99WBG F14-25

-0.00065							
0.00172	-0.00389	-0.00683	-0.00994	-0.01404	-0.01925	-0.02275	
-0.02537	-0.02741	-0.02904	-0.03035	-0.03140	-0.03223	-0.03288	
-0.03338	-0.03375	-0.03400	-0.03415	-0.03420	-0.03418	-0.03407	
-0.03389	-0.03364	-0.03331	-0.03292	-0.03245	-0.03191	-0.03130	
-0.03061	-0.02984	-0.02809	-0.02606	-0.02378	-0.02132	-0.02003	
-0.01873	-0.01741	-0.01609	-0.01479	-0.01351	-0.01227	-0.01108	
-0.00993	-0.00884	-0.00779	-0.00677	-0.00578	-0.00479	-0.00380	
-0.00280							
503.77861	127.22000	631.92715	0.0	1.00000			159.93892
0.00663	0.01429	0.01801	0.02252	0.02899	0.03787	0.04448	
0.04978	0.05406	0.05753	0.06032	0.06254	0.06427	0.06557	
0.06651	0.06711	0.06742	0.06745	0.06725	0.06685	0.06625	
0.06548	0.06456	0.06349	0.06230	0.06100	0.05958	0.05805	
0.05644	0.05474	0.05106	0.04706	0.04276	0.03816	0.03576	
0.03330	0.03078	0.02820	0.02556	0.02288	0.02015	0.01738	
0.01458	0.01175	0.00889	0.00602	0.00313	0.00023	-0.00267	
-0.00557							
0.00663	0.00025	-0.00338	-0.00728	-0.01211	-0.01812	-0.02204	
-0.02481	-0.02683	-0.02835	-0.02950	-0.03037	-0.03103	-0.03151	
-0.03185	-0.03205	-0.03216	-0.03216	-0.03210	-0.03196	-0.03176	
-0.03151	-0.03121	-0.03087	-0.03048	-0.03007	-0.02962	-0.02914	
-0.02862	-0.02808	-0.02691	-0.02564	-0.02423	-0.02272	-0.02192	
-0.02109	-0.02024	-0.01937	-0.01846	-0.01754	-0.01661	-0.01564	
-0.01468	-0.01369	-0.01270	-0.01171	-0.01071	-0.00970	-0.00870	
-0.00769							
503.80836	127.24000	631.92979	0.0	1.00000			159.93852
0.00732	0.01337	0.01676	0.02056	0.02613	0.03411	0.04006	
0.04485	0.04880	0.05209	0.05484	0.05713	0.05902	0.06055	
0.06175	0.06267	0.06331	0.06371	0.06388	0.06384	0.06360	
0.06317	0.06257	0.06180	0.06087	0.05980	0.05858	0.05724	
0.05576	0.05416	0.05063	0.04668	0.04237	0.03772	0.03529	
0.03279	0.03024	0.02762	0.02496	0.02225	0.01951	0.01672	
0.01391	0.01107	0.00822	0.00534	0.00245	-0.00044	-0.00334	
-0.00624							
0.00732	0.00156	-0.00188	-0.00550	-0.01005	-0.01551	-0.01899	
-0.02150	-0.02343	-0.02496	-0.02621	-0.02723	-0.02809	-0.02880	
-0.02940	-0.02989	-0.03028	-0.03059	-0.03081	-0.03096	-0.03103	
-0.03103	-0.03097	-0.03084	-0.03065	-0.03040	-0.03009	-0.02973	
-0.02931	-0.02884	-0.02776	-0.02650	-0.02509	-0.02354	-0.02272	
-0.02187	-0.02100	-0.02011	-0.01919	-0.01826	-0.01731	-0.01635	
-0.01538	-0.01439	-0.01340	-0.01241	-0.01141	-0.01040	-0.00940	
-0.00839							
520.43506	162.97459	636.63403	0.0	1.00000			159.23047
0.00911	0.01409	0.01736	0.02102	0.02628	0.03369	0.03921	
0.04369	0.04744	0.05062	0.05335	0.05566	0.05761	0.05924	
0.06055	0.06158	0.06234	0.06286	0.06313	0.06319	0.06303	
0.06266	0.06211	0.06137	0.06046	0.05939	0.05815	0.05677	
0.05524	0.05358	0.04989	0.04575	0.04122	0.03635	0.03381	
0.03120	0.02853	0.02582	0.02306	0.02026	0.01743	0.01458	
0.01170	0.00880	0.00589	0.00297	0.00005	-0.00288	-0.00580	
-0.00873							
0.00911	0.00239	-0.00096	-0.00427	-0.00836	-0.01323	-0.01632	
-0.01857	-0.02031	-0.02171	-0.02287	-0.02385	-0.02470	-0.02545	
-0.02610	-0.02668	-0.02718	-0.02763	-0.02801	-0.02833	-0.02859	

Table 2 F-14A Wing-Fuselage-Glove,  $\Lambda = 25^\circ$  (Sheet 3 of 4)

FILE: A99WBG F14-25

-0.02879	-0.02893	-0.02902	-0.02904	-0.02900	-0.02890	-0.02874
-0.02853	-0.02825	-0.02754	-0.02661	-0.02548	-0.02416	-0.02344
-0.02269	-0.02189	-0.02106	-0.02020	-0.01931	-0.01840	-0.01746
-0.01651	-0.01553	-0.01455	-0.01355	-0.01254	-0.01152	-0.01051
-0.00948						
537.07056	198.71930	641.33887	0.0	1.00000		158.15393
0.00696	0.01317	0.01644	0.02003	0.02515	0.03235	0.03770
0.04207	0.04577	0.04895	0.05171	0.05410	0.05615	0.05789
0.05934	0.06052	0.06143	0.06210	0.06254	0.06274	0.06274
0.06252	0.06211	0.06151	0.06073	0.05978	0.05866	0.05739
0.05597	0.05440	0.05088	0.04689	0.04248	0.03772	0.03523
0.03267	0.03005	0.02738	0.02466	0.02191	0.01912	0.01630
0.01346	0.01061	0.00774	0.00487	0.00198	-0.00090	-0.00378
-0.00666						
0.00696	0.00141	-0.00175	-0.00491	-0.00880	-0.01339	-0.01630
-0.01844	-0.02011	-0.02147	-0.02261	-0.02360	-0.02446	-0.02523
-0.02592	-0.02654	-0.02710	-0.02760	-0.02803	-0.02841	-0.02873
-0.02899	-0.02918	-0.02931	-0.02937	-0.02937	-0.02930	-0.02916
-0.02896	-0.02868	-0.02794	-0.02695	-0.02572	-0.02427	-0.02346
-0.02261	-0.02171	-0.02076	-0.01978	-0.01876	-0.01770	-0.01662
-0.01550	-0.01437	-0.01321	-0.01204	-0.01086	-0.00966	-0.00846
-0.00726						
553.71191	234.46390	646.04419	0.0	1.00000		156.96802
0.00293	0.00920	0.01253	0.01614	0.02131	0.02861	0.03407
0.03855	0.04235	0.04566	0.04857	0.05111	0.05333	0.05526
0.05691	0.05830	0.05943	0.06033	0.06100	0.06145	0.06169
0.06171	0.06155	0.06119	0.06065	0.05993	0.05904	0.05799
0.05679	0.05544	0.05232	0.04870	0.04464	0.04020	0.03785
0.03543	0.03294	0.03039	0.02779	0.02514	0.02245	0.01973
0.01699	0.01422	0.01143	0.00864	0.00583	0.00303	0.00022
-0.00259						
0.00293	-0.00264	-0.00575	-0.00892	-0.01274	-0.01714	-0.01991
-0.02193	-0.02349	-0.02476	-0.02582	-0.02673	-0.02753	-0.02824
-0.02887	-0.02943	-0.02993	-0.03036	-0.03073	-0.03103	-0.03127
-0.03144	-0.03154	-0.03157	-0.03153	-0.03141	-0.03121	-0.03094
-0.03060	-0.03018	-0.02912	-0.02778	-0.02617	-0.02431	-0.02329
-0.02222	-0.02109	-0.01991	-0.01869	-0.01742	-0.01612	-0.01478
-0.01341	-0.01201	-0.01059	-0.00915	-0.00769	-0.00622	-0.00475
-0.00327						
570.35352	270.20850	650.74927	0.0	1.00000		155.78210
-0.00230	0.00406	0.00735	0.01110	0.01637	0.02382	0.02939
0.03398	0.03791	0.04135	0.04441	0.04713	0.04954	0.05168
0.05356	0.05519	0.05659	0.05775	0.05870	0.05943	0.05995
0.06028	0.06041	0.06035	0.06010	0.05968	0.05909	0.05833
0.05741	0.05634	0.05377	0.05067	0.04710	0.04310	0.04096
0.03874	0.03645	0.03408	0.03165	0.02917	0.02663	0.02406
0.02145	0.01882	0.01616	0.01348	0.01079	0.00809	0.00539
0.00269						
-0.00230	-0.00788	-0.01098	-0.01409	-0.01778	-0.02203	-0.02463
-0.02648	-0.02789	-0.02902	-0.02996	-0.03077	-0.03147	-0.03208
-0.03261	-0.03307	-0.03347	-0.03379	-0.03405	-0.03423	-0.03434
-0.03437	-0.03432	-0.03419	-0.03398	-0.03369	-0.03332	-0.03286
-0.03232	-0.03170	-0.03022	-0.02842	-0.02634	-0.02397	-0.02269
-0.02135	-0.01994	-0.01849	-0.01698	-0.01542	-0.01381	-0.01217
-0.01049	-0.00878	-0.00704	-0.00528	-0.00349	-0.00170	0.00010

Table 2 F-14A Wing-Fuselage-Glove,  $\Lambda = 25^\circ$  (Sheet 4 of 4)

FILE: A99WBG F14-25

0.00191							
586.99512	305.95312	655.45459	0.0	1.00000			154.59607
-0.00935	-0.00286	0.00047	0.00431	0.00970	0.01732	0.02303	
0.02777	0.03185	0.03546	0.03869	0.04160	0.04424	0.04661	
0.04874	0.05065	0.05234	0.05381	0.05508	0.05615	0.05703	
0.05771	0.05820	0.05852	0.05865	0.05861	0.05840	0.05803	
0.05749	0.05680	0.05498	0.05261	0.04973	0.04640	0.04458	
0.04266	0.04066	0.03858	0.03642	0.03420	0.03192	0.02958	
0.02720	0.02478	0.02233	0.01985	0.01735	0.01485	0.01233	
0.00981							
-0.00935	-0.01496	-0.01809	-0.02107	-0.02457	-0.02855	-0.03089	
-0.03250	-0.03369	-0.03462	-0.03538	-0.03602	-0.03655	-0.03700	
-0.03737	-0.03766	-0.03788	-0.03801	-0.03807	-0.03804	-0.03794	
-0.03774	-0.03746	-0.03709	-0.03664	-0.03609	-0.03546	-0.03474	
-0.03393	-0.03303	-0.03098	-0.02860	-0.02590	-0.02289	-0.02128	
-0.01960	-0.01786	-0.01606	-0.01419	-0.01228	-0.01031	-0.00830	
-0.00624	-0.00415	-0.00202	0.00013	0.00230	0.00449	0.00669	
0.00890							
603.63672	341.69775	660.15967	0.0	1.00000			153.41003
-0.01938	-0.01271	-0.00932	-0.00541	0.00018	0.00806	0.01399	
0.01891	0.02318	0.02698	0.03042	0.03355	0.03642	0.03905	
0.04147	0.04368	0.04570	0.04753	0.04917	0.05064	0.05192	
0.05304	0.05398	0.05476	0.05537	0.05582	0.05610	0.05623	
0.05621	0.05604	0.05526	0.05393	0.05209	0.04978	0.04845	
0.04703	0.04551	0.04389	0.04220	0.04042	0.03857	0.03666	
0.03469	0.03267	0.03061	0.02852	0.02640	0.02425	0.02210	
0.01994							
-0.01938	-0.02503	-0.02810	-0.03099	-0.03426	-0.03772	-0.03958	
-0.04075	-0.04155	-0.04213	-0.04256	-0.04287	-0.04307	-0.04319	
-0.04322	-0.04317	-0.04303	-0.04280	-0.04249	-0.04210	-0.04162	
-0.04106	-0.04040	-0.03966	-0.03883	-0.03791	-0.03691	-0.03581	
-0.03462	-0.03335	-0.03053	-0.02738	-0.02389	-0.02008	-0.01806	
-0.01597	-0.01381	-0.01158	-0.00928	-0.00693	-0.00452	-0.00206	
0.00044	0.00299	0.00558	0.00819	0.01083	0.01349	0.01616	
0.01883							
618.54053	373.70972	664.37329	0.0	1.00000			152.34717
-0.03280	-0.02607	-0.02241	-0.01837	-0.01258	-0.00439	0.00179	
0.00694	0.01142	0.01544	0.01910	0.02246	0.02557	0.02847	
0.03117	0.03368	0.03602	0.03820	0.04022	0.04207	0.04378	
0.04533	0.04674	0.04800	0.04911	0.05008	0.05090	0.05159	
0.05214	0.05256	0.05301	0.05297	0.05247	0.05153	0.05092	
0.05021	0.04940	0.04852	0.04755	0.04652	0.04541	0.04425	
0.04302	0.04175	0.04044	0.03909	0.03772	0.03632	0.03491	
0.03349							
-0.03280	-0.03857	-0.04159	-0.04421	-0.04701	-0.04939	-0.05010	
-0.05021	-0.05007	-0.04981	-0.04949	-0.04913	-0.04874	-0.04830	
-0.04781	-0.04727	-0.04667	-0.04600	-0.04527	-0.04446	-0.04357	
-0.04261	-0.04155	-0.04041	-0.03918	-0.03786	-0.03645	-0.03494	
-0.03334	-0.03164	-0.02797	-0.02392	-0.01951	-0.01476	-0.01226	
-0.00968	-0.00703	-0.00431	-0.00151	0.00134	0.00425	0.00721	
0.01022	0.01328	0.01636	0.01948	0.02262	0.02578	0.02895	
0.03212							
-3.	93.0	780.0					0.16

F-14 FUSELAGE MODEL

⋮

Fuselage model(as 20 deg. case)





Table 3 F-14A Wing-Fuselage-Glove,  $\Lambda = 35^\circ$  (Sheet 1 of 4)

FILE: A99WBG F14-35

F-14 WING/BODY/GLOVE (35 DEGREE LE)						
3.0	0.80	3.0	10.0	100.0	80.0	3.0
0.0	0.0	0.0				
12.0	50.0	1.0	532.5	13.5	81360.0	0.4
187.90012	0.0	599.60083	0.0	1.00000		162.59918
0.0	0.00198	0.00506	0.01000	0.02000	0.04005	0.06000
0.08000	0.10000	0.12000	0.14006	0.16000	0.18000	0.20000
0.22000	0.24000	0.26000	0.28000	0.30000	0.32000	0.34000
0.36000	0.38000	0.40000	0.42000	0.44000	0.46000	0.48000
0.50000	0.52000	0.56000	0.60000	0.64000	0.68000	0.70000
0.72000	0.74000	0.76000	0.78000	0.80000	0.82000	0.84000
0.86000	0.88000	0.90000	0.92000	0.94000	0.96000	0.98000
1.00000						
-0.00040	0.00153	0.00261	0.00373	0.00532	0.00760	0.00950
0.01126	0.01295	0.01455	0.01609	0.01753	0.01889	0.02015
0.02130	0.02236	0.02331	0.02415	0.02489	0.02554	0.02609
0.02654	0.02691	0.02719	0.02739	0.02752	0.02758	0.02757
0.02749	0.02735	0.02688	0.02612	0.02507	0.02367	0.02283
0.02188	0.02082	0.01967	0.01841	0.01705	0.01561	0.01412
0.01256	0.01096	0.00934	0.00769	0.00600	0.00429	0.00256
0.00082						
-0.00040	-0.00152	-0.00216	-0.00285	-0.00386	-0.00522	-0.00626
-0.00719	-0.00802	-0.00878	-0.00946	-0.01005	-0.01056	-0.01101
-0.01138	-0.01169	-0.01194	-0.01212	-0.01225	-0.01233	-0.01236
-0.01235	-0.01230	-0.01220	-0.01209	-0.01194	-0.01176	-0.01157
-0.01135	-0.01111	-0.01060	-0.01002	-0.00937	-0.00864	-0.00825
-0.00782	-0.00738	-0.00691	-0.00641	-0.00588	-0.00534	-0.00476
-0.00418	-0.00358	-0.00299	-0.00238	-0.00178	-0.00119	-0.00060
-0.00002						
357.44357	68.50000	621.27344	0.0	1.00000		161.17725
-0.00064	0.00246	0.00418	0.00599	0.00853	0.01219	0.01524
0.01807	0.02077	0.02335	0.02581	0.02813	0.03030	0.03232
0.03418	0.03587	0.03739	0.03875	0.03994	0.04098	0.04185
0.04258	0.04317	0.04362	0.04395	0.04415	0.04425	0.04423
0.04411	0.04388	0.04312	0.04191	0.04022	0.03797	0.03662
0.03510	0.03341	0.03155	0.02953	0.02736	0.02505	0.02265
0.02015	0.01759	0.01498	0.01233	0.00963	0.00689	0.00411
0.00132						
-0.00064	-0.00244	-0.00346	-0.00457	-0.00620	-0.00837	-0.01004
-0.01153	-0.01287	-0.01408	-0.01517	-0.01612	-0.01695	-0.01766
-0.01826	-0.01876	-0.01915	-0.01945	-0.01965	-0.01978	-0.01983
-0.01981	-0.01973	-0.01958	-0.01939	-0.01915	-0.01887	-0.01856
-0.01821	-0.01783	-0.01700	-0.01607	-0.01503	-0.01386	-0.01323
-0.01255	-0.01184	-0.01108	-0.01028	-0.00943	-0.00856	-0.00764
-0.00671	-0.00575	-0.00479	-0.00382	-0.00286	-0.00191	-0.00097
-0.00003						
432.93372	99.00000	630.92334	0.0	1.00000		160.54413
0.00164	0.00815	0.01187	0.01598	0.02168	0.02951	0.03514
0.03962	0.04334	0.04651	0.04924	0.05159	0.05362	0.05536
0.05683	0.05806	0.05905	0.05982	0.06038	0.06074	0.06090
0.06088	0.06067	0.06029	0.05974	0.05903	0.05816	0.05715
0.05598	0.05468	0.05168	0.04821	0.04431	0.04007	0.03783
0.03552	0.03316	0.03075	0.02829	0.02580	0.02326	0.02070
0.01810	0.01547	0.01280	0.01010	0.00737	0.00461	0.00182

Table 3 F-14A Wing-Fuselage-Glove,  $\Lambda = 35^\circ$  (Sheet 2 of 4)

FILE: A99WBG F14-35

-0.00097							
0.00164	-0.00389	-0.00684	-0.00992	-0.01398	-0.01916	-0.02262	
-0.02520	-0.02722	-0.02882	-0.03010	-0.03112	-0.03194	-0.03257	
-0.03305	-0.03340	-0.03363	-0.03376	-0.03380	-0.03376	-0.03363	
-0.03344	-0.03316	-0.03282	-0.03240	-0.03190	-0.03133	-0.03069	
-0.02996	-0.02916	-0.02735	-0.02525	-0.02293	-0.02043	-0.01913	
-0.01782	-0.01651	-0.01520	-0.01392	-0.01266	-0.01145	-0.01029	
-0.00918	-0.00812	-0.00711	-0.00613	-0.00517	-0.00422	-0.00327	
-0.00231							
505.34006	127.22000	639.85182	0.0	1.00000			159.95834
0.00604	0.01339	0.01705	0.02149	0.02770	0.03632	0.04268	
0.04775	0.05182	0.05507	0.05766	0.05969	0.06126	0.06243	
0.06323	0.06373	0.06395	0.06393	0.06368	0.06324	0.06263	
0.06186	0.06096	0.05993	0.05879	0.05756	0.05622	0.05480	
0.05329	0.05170	0.04829	0.04457	0.04056	0.03628	0.03403	
0.03171	0.02933	0.02689	0.02439	0.02184	0.01924	0.01659	
0.01391	0.01120	0.00846	0.00570	0.00293	0.00016	-0.00263	
-0.00542							
0.00604	0.00002	-0.00367	-0.00741	-0.01201	-0.01781	-0.02149	
-0.02406	-0.02594	-0.02731	-0.02835	-0.02911	-0.02968	-0.03008	
-0.03033	-0.03046	-0.03049	-0.03044	-0.03030	-0.03010	-0.02985	
-0.02956	-0.02923	-0.02885	-0.02846	-0.02803	-0.02757	-0.02710	
-0.02661	-0.02610	-0.02500	-0.02380	-0.02251	-0.02109	-0.02035	
-0.01958	-0.01877	-0.01795	-0.01709	-0.01622	-0.01531	-0.01440	
-0.01346	-0.01252	-0.01155	-0.01058	-0.00961	-0.00862	-0.00764	
-0.00666							
505.37272	127.24000	639.85814	0.0	1.00000			159.95792
0.00667	0.01231	0.01543	0.01904	0.02430	0.03179	0.03735	
0.04183	0.04554	0.04865	0.05127	0.05345	0.05526	0.05675	
0.05793	0.05885	0.05951	0.05994	0.06016	0.06018	0.06001	
0.05966	0.05915	0.05847	0.05765	0.05668	0.05557	0.05434	
0.05297	0.05149	0.04820	0.04449	0.04042	0.03602	0.03371	
0.03134	0.02890	0.02641	0.02387	0.02128	0.01865	0.01599	
0.01330	0.01058	0.00784	0.00508	0.00231	-0.00047	-0.00325	
-0.00604							
0.00667	0.00145	-0.00188	-0.00532	-0.00964	-0.01482	-0.01807	
-0.02041	-0.02219	-0.02359	-0.02472	-0.02564	-0.02640	-0.02703	
-0.02755	-0.02797	-0.02831	-0.02857	-0.02876	-0.02888	-0.02893	
-0.02893	-0.02886	-0.02874	-0.02856	-0.02833	-0.02804	-0.02771	
-0.02732	-0.02689	-0.02589	-0.02472	-0.02339	-0.02194	-0.02116	
-0.02036	-0.01953	-0.01867	-0.01780	-0.01690	-0.01599	-0.01506	
-0.01412	-0.01317	-0.01220	-0.01123	-0.01026	-0.00928	-0.00829	
-0.00731							
528.30591	159.98500	650.21826	0.0	1.00000			159.27820
0.00768	0.01341	0.01652	0.01992	0.02484	0.03182	0.03700	
0.04119	0.04470	0.04770	0.05027	0.05245	0.05432	0.05588	
0.05715	0.05817	0.05895	0.05949	0.05980	0.05991	0.05982	
0.05954	0.05908	0.05844	0.05764	0.05667	0.05556	0.05430	
0.05290	0.05137	0.04795	0.04409	0.03984	0.03526	0.03287	
0.03041	0.02789	0.02533	0.02272	0.02007	0.01739	0.01468	
0.01195	0.00921	0.00645	0.00368	0.00091	-0.00187	-0.00465	
-0.00743							
0.00768	0.00255	-0.00054	-0.00373	-0.00767	-0.01232	-0.01521	
-0.01728	-0.01886	-0.02013	-0.02116	-0.02203	-0.02276	-0.02340	
-0.02395	-0.02444	-0.02486	-0.02523	-0.02555	-0.02581	-0.02603	

R84-1788-009(2/4)B

Table 3 F-14A Wing-Fuselage-Glove,  $\Lambda = 35^\circ$  (Sheet 3 of 4)

FILE: A99WBG F14-35

-0.02620	-0.02632	-0.02639	-0.02642	-0.02639	-0.02631	-0.02617
-0.02599	-0.02576	-0.02514	-0.02432	-0.02331	-0.02211	-0.02145
-0.02075	-0.02001	-0.01923	-0.01842	-0.01758	-0.01670	-0.01580
-0.01487	-0.01392	-0.01295	-0.01197	-0.01097	-0.00997	-0.00895
-0.00794						
551.25439	192.74010	660.58105	0.0	1.00000		158.39294
0.00652	0.01219	0.01515	0.01851	0.02329	0.02992	0.03482
0.03880	0.04217	0.04508	0.04761	0.04979	0.05168	0.05330
0.05465	0.05575	0.05662	0.05727	0.05770	0.05793	0.05797
0.05781	0.05747	0.05696	0.05628	0.05544	0.05445	0.05331
0.05203	0.05062	0.04742	0.04377	0.03972	0.03533	0.03302
0.03064	0.02821	0.02572	0.02319	0.02062	0.01801	0.01537
0.01271	0.01003	0.00733	0.00462	0.00191	-0.00081	-0.00352
-0.00624						
0.00652	0.00128	-0.00172	-0.00478	-0.00852	-0.01292	-0.01571
-0.01778	-0.01940	-0.02074	-0.02187	-0.02285	-0.02371	-0.02448
-0.02518	-0.02581	-0.02638	-0.02689	-0.02735	-0.02775	-0.02809
-0.02837	-0.02860	-0.02876	-0.02886	-0.02889	-0.02886	-0.02876
-0.02860	-0.02837	-0.02770	-0.02678	-0.02560	-0.02419	-0.02340
-0.02256	-0.02166	-0.02072	-0.01973	-0.01869	-0.01762	-0.01651
-0.01537	-0.01420	-0.01301	-0.01179	-0.01056	-0.00932	-0.00807
-0.00681						
574.21240	225.49500	670.94409	0.0	1.00000		157.27454
0.00265	0.00839	0.01139	0.01478	0.01962	0.02634	0.03133
0.03539	0.03886	0.04187	0.04451	0.04682	0.04885	0.05062
0.05214	0.05341	0.05447	0.05531	0.05595	0.05639	0.05663
0.05669	0.05657	0.05628	0.05582	0.05520	0.05442	0.05350
0.05243	0.05123	0.04843	0.04517	0.04148	0.03743	0.03527
0.03304	0.03076	0.02841	0.02601	0.02356	0.02107	0.01854
0.01598	0.01340	0.01080	0.00818	0.00556	0.00293	0.00030
-0.00233						
0.00265	-0.00261	-0.00562	-0.00862	-0.01228	-0.01655	-0.01922
-0.02118	-0.02270	-0.02395	-0.02499	-0.02589	-0.02668	-0.02739
-0.02802	-0.02858	-0.02909	-0.02953	-0.02991	-0.03023	-0.03048
-0.03067	-0.03080	-0.03086	-0.03084	-0.03076	-0.03060	-0.03036
-0.03007	-0.02969	-0.02871	-0.02746	-0.02592	-0.02413	-0.02314
-0.02209	-0.02098	-0.01982	-0.01861	-0.01735	-0.01605	-0.01470
-0.01332	-0.01190	-0.01046	-0.00899	-0.00751	-0.00601	-0.00450
-0.00298						
597.17041	258.25000	681.30713	0.0	1.00000		156.15625
-0.00237	0.00345	0.00650	0.00993	0.01484	0.02169	0.02679
0.03097	0.03456	0.03770	0.04049	0.04296	0.04517	0.04714
0.04887	0.05038	0.05168	0.05277	0.05367	0.05438	0.05490
0.05524	0.05540	0.05539	0.05522	0.05488	0.05439	0.05374
0.05295	0.05202	0.04975	0.04698	0.04377	0.04015	0.03820
0.03617	0.03407	0.03190	0.02967	0.02738	0.02504	0.02265
0.02023	0.01778	0.01531	0.01281	0.01031	0.00779	0.00526
0.00274						
-0.00237	-0.00766	-0.01069	-0.01360	-0.01717	-0.02127	-0.02379
-0.02560	-0.02699	-0.02811	-0.02905	-0.02985	-0.03055	-0.03117
-0.03172	-0.03219	-0.03261	-0.03295	-0.03324	-0.03345	-0.03359
-0.03366	-0.03366	-0.03358	-0.03342	-0.03318	-0.03286	-0.03245
-0.03197	-0.03140	-0.03003	-0.02834	-0.02634	-0.02405	-0.02280
-0.02149	-0.02010	-0.01866	-0.01716	-0.01561	-0.01400	-0.01235
-0.01065	-0.00892	-0.00715	-0.00536	-0.00354	-0.00170	0.00014

R84-1788-009(3/4)B

Table 3 F-14A Wing-Fuselage-Glove,  $\Lambda = 35^\circ$  (Sheet 4 of 4)

FILE: A99WBG F14-35

0.00200								
620.12866	291.00513	691.66992	0.0	1.00000				155.03796
-0.00916	-0.00338	-0.00018	0.00333	0.00837	0.01542	0.02068		
0.02500	0.02872	0.03201	0.03496	0.03760	0.03999	0.04216		
0.04411	0.04586	0.04741	0.04878	0.04996	0.05097	0.05180		
0.05246	0.05296	0.05329	0.05347	0.05348	0.05335	0.05306		
0.05263	0.05206	0.05051	0.04845	0.04593	0.04297	0.04135		
0.03963	0.03784	0.03596	0.03401	0.03199	0.02991	0.02778		
0.02561	0.02339	0.02114	0.01886	0.01656	0.01425	0.01193		
0.00960								
-0.00916	-0.01455	-0.01752	-0.02035	-0.02377	-0.02763	-0.02993		
-0.03151	-0.03270	-0.03363	-0.03440	-0.03504	-0.03558	-0.03604		
-0.03642	-0.03673	-0.03697	-0.03713	-0.03722	-0.03722	-0.03715		
-0.03700	-0.03677	-0.03645	-0.03605	-0.03556	-0.03498	-0.03432		
-0.03356	-0.03273	-0.03080	-0.02853	-0.02593	-0.02302	-0.02145		
-0.01981	-0.01810	-0.01632	-0.01448	-0.01258	-0.01062	-0.00861		
-0.00655	-0.00446	-0.00232	-0.00015	0.00205	0.00426	0.00649		
0.00873								
643.08667	323.76025	702.03296	0.0	1.00000				153.91968
-0.01886	-0.01298	-0.00965	-0.00604	-0.00088	0.00641	0.01187		
0.01638	0.02027	0.02373	0.02686	0.02970	0.03230	0.03470		
0.03689	0.03891	0.04075	0.04243	0.04395	0.04531	0.04651		
0.04756	0.04846	0.04921	0.04981	0.05027	0.05059	0.05077		
0.05081	0.05072	0.05016	0.04909	0.04757	0.04561	0.04448		
0.04326	0.04195	0.04055	0.03907	0.03752	0.03590	0.03422		
0.03249	0.03071	0.02888	0.02703	0.02514	0.02324	0.02132		
0.01939								
-0.01886	-0.02428	-0.02723	-0.02998	-0.03316	-0.03657	-0.03843		
-0.03960	-0.04042	-0.04101	-0.04145	-0.04177	-0.04200	-0.04214		
-0.04220	-0.04217	-0.04207	-0.04188	-0.04162	-0.04127	-0.04084		
-0.04033	-0.03973	-0.03905	-0.03829	-0.03743	-0.03649	-0.03546		
-0.03434	-0.03313	-0.03046	-0.02743	-0.02407	-0.02037	-0.01841		
-0.01636	-0.01424	-0.01205	-0.00979	-0.00746	-0.00507	-0.00263		
-0.00013	0.00242	0.00500	0.00762	0.01027	0.01295	0.01564		
0.01833								
658.07690	345.14697	708.79883	0.0	1.00000				153.18933
-0.02779	-0.02173	-0.01837	-0.01469	-0.00942	-0.00193	0.00371		
0.00838	0.01243	0.01603	0.01930	0.02229	0.02504	0.02760		
0.02997	0.03218	0.03422	0.03612	0.03786	0.03947	0.04093		
0.04225	0.04344	0.04450	0.04542	0.04621	0.04687	0.04741		
0.04782	0.04811	0.04834	0.04811	0.04747	0.04642	0.04576		
0.04502	0.04419	0.04328	0.04231	0.04126	0.04015	0.03899		
0.03778	0.03652	0.03523	0.03390	0.03255	0.03118	0.02980		
0.02841								
-0.02779	-0.03330	-0.03621	-0.03885	-0.04176	-0.04457	-0.04583		
-0.04643	-0.04670	-0.04679	-0.04675	-0.04662	-0.04642	-0.04615		
-0.04582	-0.04543	-0.04497	-0.04445	-0.04386	-0.04320	-0.04247		
-0.04166	-0.04077	-0.03980	-0.03874	-0.03760	-0.03637	-0.03505		
-0.03365	-0.03215	-0.02888	-0.02525	-0.02126	-0.01693	-0.01464		
-0.01227	-0.00982	-0.00729	-0.00469	-0.00203	0.00070	0.00349		
0.00633	0.00921	0.01214	0.01511	0.01810	0.02111	0.02414		
0.02718								

-3. 93.0 780.0  
F-14 FUSELAGE MODEL

0.16

•  
•  
•

Fuselage model(as 20 deg. case)



Table 4 F-14A Isolated Wing,  $\Lambda = 20^\circ$  (Sheet 1 of 4)

FILE: A99W F14-20

F-14 WING ALONE (20 DEGREE LE)							
2.0	0.75	3.0	10.0	100.0	80.0	3.0	
11.0	50.0	1.0	532.5	160.0	81360.0	0.4	
456.49927	0.0	623.70898	0.0	1.00000			162.70581
0.0	0.00191	0.00491	0.00995	0.02000	0.03993	0.06000	
0.08000	0.10000	0.12000	0.14000	0.16000	0.18000	0.20000	
0.22000	0.24000	0.26000	0.28000	0.30000	0.32000	0.34000	
0.36000	0.38000	0.40000	0.42000	0.44000	0.46000	0.48000	
0.50000	0.52000	0.56000	0.60000	0.64000	0.68000	0.70000	
0.72000	0.74000	0.76000	0.78000	0.80000	0.82000	0.84000	
0.86000	0.88000	0.90000	0.92000	0.94000	0.96000	0.98000	
1.00000							
0.00466	0.01046	0.01422	0.01854	0.02504	0.03454	0.04170	
0.04730	0.05177	0.05534	0.05818	0.06042	0.06214	0.06344	
0.06437	0.06499	0.06533	0.06543	0.06532	0.06502	0.06456	
0.06395	0.06320	0.06232	0.06133	0.06023	0.05903	0.05773	
0.05635	0.05487	0.05165	0.04810	0.04424	0.04007	0.03788	
0.03561	0.03328	0.03088	0.02842	0.02590	0.02332	0.02069	
0.01800	0.01528	0.01251	0.00971	0.00688	0.00403	0.00117	
-0.00171							
0.00466	-0.00158	-0.00540	-0.00991	-0.01570	-0.02267	-0.02714	
-0.03032	-0.03272	-0.03459	-0.03606	-0.03721	-0.03810	-0.03876	
-0.03921	-0.03949	-0.03960	-0.03957	-0.03940	-0.03912	-0.03873	
-0.03824	-0.03766	-0.03701	-0.03629	-0.03551	-0.03468	-0.03381	
-0.03290	-0.03196	-0.03000	-0.02796	-0.02587	-0.02377	-0.02272	
-0.02166	-0.02062	-0.01957	-0.01854	-0.01751	-0.01649	-0.01547	
-0.01447	-0.01347	-0.01248	-0.01150	-0.01052	-0.00955	-0.00858	
-0.00761							
481.43018	68.50000	626.75684	0.0	1.00000			161.21141
0.00602	0.01192	0.01557	0.01970	0.02583	0.03469	0.04135	
0.04661	0.05086	0.05432	0.05714	0.05941	0.06122	0.06263	
0.06368	0.06443	0.06491	0.06514	0.06515	0.06496	0.06459	
0.06404	0.06335	0.06250	0.06153	0.06042	0.05920	0.05786	
0.05641	0.05486	0.05146	0.04769	0.04358	0.03916	0.03684	
0.03445	0.03200	0.02948	0.02692	0.02429	0.02162	0.01891	
0.01615	0.01336	0.01054	0.00769	0.00482	0.00194	-0.00095	
-0.00385							
0.00602	0.00001	-0.00369	-0.00783	-0.01309	-0.01939	-0.02343	
-0.02632	-0.02852	-0.03025	-0.03163	-0.03274	-0.03363	-0.03433	
-0.03487	-0.03525	-0.03551	-0.03565	-0.03567	-0.03559	-0.03542	
-0.03517	-0.03483	-0.03442	-0.03395	-0.03342	-0.03283	-0.03219	
-0.03151	-0.03078	-0.02922	-0.02754	-0.02576	-0.02390	-0.02295	
-0.02199	-0.02102	-0.02005	-0.01906	-0.01808	-0.01709	-0.01610	
-0.01510	-0.01411	-0.01312	-0.01213	-0.01114	-0.01016	-0.00917	
-0.00818							
492.53076	99.00000	628.11401	0.0	1.00000			160.54604
0.00677	0.01272	0.01631	0.02033	0.02626	0.03476	0.04116	
0.04622	0.05036	0.05376	0.05657	0.05886	0.06071	0.06218	
0.06331	0.06413	0.06468	0.06498	0.06506	0.06493	0.06460	
0.06410	0.06343	0.06261	0.06163	0.06053	0.05929	0.05793	
0.05645	0.05485	0.05135	0.04746	0.04322	0.03866	0.03627	
0.03381	0.03129	0.02872	0.02609	0.02341	0.02069	0.01793	
0.01513	0.01231	0.00946	0.00658	0.00369	0.00079	-0.00212	
-0.00503							

Table 4 F-14A Isolated Wing,  $\Lambda = 20^\circ$  (Sheet 2 of 4)

FILE: A99W

F14-20

0.00677	0.00089	-0.00276	-0.00669	-0.01165	-0.01759	-0.02139
-0.02412	-0.02621	-0.02786	-0.02920	-0.03029	-0.03118	-0.03190
-0.03248	-0.03293	-0.03326	-0.03349	-0.03362	-0.03366	-0.03361
-0.03348	-0.03328	-0.03301	-0.03267	-0.03227	-0.03181	-0.03130
-0.03074	-0.03014	-0.02880	-0.02731	-0.02569	-0.02397	-0.02308
-0.02217	-0.02125	-0.02030	-0.01935	-0.01839	-0.01742	-0.01644
-0.01545	-0.01446	-0.01347	-0.01248	-0.01148	-0.01049	-0.00949
-0.00850						
502.80542	127.23000	629.37012	0.0	1.00000		159.93018
0.00756	0.01357	0.01710	0.02101	0.02672	0.03485	0.04095
0.04582	0.04983	0.05317	0.05596	0.05827	0.06017	0.06170
0.06291	0.06381	0.06444	0.06482	0.06496	0.06489	0.06462
0.06416	0.06352	0.06271	0.06175	0.06064	0.05938	0.05800
0.05648	0.05485	0.05124	0.04722	0.04284	0.03812	0.03566
0.03313	0.03054	0.02790	0.02521	0.02247	0.01970	0.01689
0.01405	0.01119	0.00830	0.00540	0.00249	-0.00043	-0.00335
-0.00628						
0.00756	0.00182	-0.00176	-0.00548	-0.01013	-0.01567	-0.01922
-0.02178	-0.02375	-0.02532	-0.02661	-0.02768	-0.02857	-0.02932
-0.02994	-0.03046	-0.03087	-0.03120	-0.03144	-0.03160	-0.03168
-0.03169	-0.03163	-0.03150	-0.03130	-0.03105	-0.03073	-0.03036
-0.02993	-0.02945	-0.02834	-0.02706	-0.02562	-0.02405	-0.02322
-0.02236	-0.02148	-0.02058	-0.01966	-0.01872	-0.01777	-0.01680
-0.01582	-0.01484	-0.01385	-0.01285	-0.01185	-0.01085	-0.00984
-0.00884						
516.19336	164.01460	631.00684	0.0	1.00000		159.12769
0.00878	0.01488	0.01831	0.02205	0.02742	0.03498	0.04063
0.04519	0.04901	0.05226	0.05502	0.05737	0.05934	0.06097
0.06229	0.06331	0.06406	0.06456	0.06481	0.06483	0.06464
0.06424	0.06365	0.06288	0.06193	0.06081	0.05953	0.05811
0.05654	0.05484	0.05107	0.04685	0.04224	0.03730	0.03473
0.03209	0.02939	0.02665	0.02386	0.02103	0.01818	0.01529
0.01239	0.00947	0.00653	0.00359	0.00064	-0.00231	-0.00526
-0.00821						
0.00878	0.00324	-0.00023	-0.00362	-0.00778	-0.01273	-0.01589
-0.01819	-0.01997	-0.02142	-0.02263	-0.02366	-0.02455	-0.02534
-0.02604	-0.02665	-0.02720	-0.02767	-0.02808	-0.02843	-0.02871
-0.02893	-0.02909	-0.02918	-0.02920	-0.02917	-0.02907	-0.02890
-0.02868	-0.02839	-0.02765	-0.02668	-0.02552	-0.02417	-0.02343
-0.02266	-0.02185	-0.02100	-0.02013	-0.01923	-0.01831	-0.01736
-0.01639	-0.01541	-0.01442	-0.01342	-0.01241	-0.01139	-0.01037
-0.00935						
529.58618	200.79919	632.64380	0.0	1.00000		158.07434
0.00722	0.01327	0.01657	0.02033	0.02564	0.03300	0.03852
0.04301	0.04682	0.05010	0.05294	0.05540	0.05751	0.05930
0.06078	0.06198	0.06291	0.06359	0.06402	0.06421	0.06419
0.06395	0.06351	0.06287	0.06205	0.06105	0.05989	0.05856
0.05708	0.05546	0.05182	0.04770	0.04317	0.03828	0.03572
0.03310	0.03042	0.02770	0.02492	0.02211	0.01927	0.01640
0.01351	0.01061	0.00770	0.00478	0.00185	-0.00107	-0.00400
-0.00692						
0.00722	0.00165	-0.00173	-0.00503	-0.00897	-0.01357	-0.01650
-0.01863	-0.02029	-0.02164	-0.02277	-0.02375	-0.02461	-0.02537
-0.02506	-0.02668	-0.02723	-0.02772	-0.02816	-0.02853	-0.02884
-0.02909	-0.02928	-0.02940	-0.02945	-0.02944	-0.02936	-0.02921

R84-1788-010(2/4)B

Table 4 F-14A Isolated Wing,  $\Lambda = 20^\circ$  (Sheet 3 of 4)

FILE: A99W

F14-20

-0.02900	-0.02871	-0.02795	-0.02694	-0.02570	-0.02424	-0.02343
-0.02258	-0.02168	-0.02074	-0.01977	-0.01876	-0.01772	-0.01665
-0.01556	-0.01445	-0.01332	-0.01217	-0.01102	-0.00986	-0.00869
-0.00753						
542.98340	237.58369	634.28076	0.0	1.00000		156.86511
0.00316	0.00928	0.01260	0.01642	0.02180	0.02928	0.03490
0.03949	0.04341	0.04682	0.04981	0.05243	0.05472	0.05671
0.05840	0.05982	0.06098	0.06189	0.06256	0.06301	0.06323
0.06324	0.06304	0.06265	0.06207	0.06131	0.06038	0.05928
0.05802	0.05662	0.05338	0.04964	0.04545	0.04087	0.03846
0.03598	0.03342	0.03081	0.02815	0.02544	0.02270	0.01992
0.01712	0.01430	0.01146	0.00861	0.00575	0.00290	0.00004
-0.00282						
0.00316	-0.00259	-0.00581	-0.00904	-0.01292	-0.01739	-0.02019
-0.02220	-0.02375	-0.02501	-0.02606	-0.02696	-0.02775	-0.02844
-0.02906	-0.02962	-0.03010	-0.03052	-0.03088	-0.03117	-0.03139
-0.03155	-0.03163	-0.03164	-0.03158	-0.03144	-0.03123	-0.03094
-0.03057	-0.03014	-0.02905	-0.02768	-0.02605	-0.02418	-0.02316
-0.02209	-0.02097	-0.01980	-0.01859	-0.01734	-0.01606	-0.01474
-0.01340	-0.01203	-0.01064	-0.00923	-0.00781	-0.00638	-0.00494
-0.00350						
556.38062	274.36816	635.91772	0.0	1.00000		155.65588
-0.00210	0.00412	0.00754	0.01134	0.01680	0.02441	0.03016
0.03488	0.03893	0.04249	0.04565	0.04845	0.05094	0.05314
0.05507	0.05675	0.05817	0.05936	0.06032	0.06106	0.06158
0.06189	0.06200	0.06191	0.06164	0.06118	0.06054	0.05974
0.05877	0.05765	0.05496	0.05173	0.04802	0.04388	0.04168
0.03939	0.03702	0.03458	0.03209	0.02954	0.02694	0.02431
0.02164	0.01894	0.01623	0.01349	0.01075	0.00800	0.00525
0.00249						
-0.00210	-0.00787	-0.01123	-0.01427	-0.01799	-0.02226	-0.02490
-0.02674	-0.02814	-0.02926	-0.03019	-0.03098	-0.03167	-0.03227
-0.03280	-0.03325	-0.03363	-0.03395	-0.03419	-0.03436	-0.03446
-0.03447	-0.03441	-0.03426	-0.03404	-0.03373	-0.03334	-0.03286
-0.03230	-0.03167	-0.03015	-0.02833	-0.02622	-0.02384	-0.02256
-0.02122	-0.01982	-0.01837	-0.01687	-0.01532	-0.01374	-0.01211
-0.01046	-0.00877	-0.00706	-0.00533	-0.00358	-0.00183	-0.00006
0.00171						
569.77783	311.15283	637.55469	0.0	1.00000		154.44666
-0.00919	-0.00300	0.00061	0.00452	0.01008	0.01787	0.02378
0.02865	0.03287	0.03659	0.03993	0.04294	0.04566	0.04810
0.05030	0.05226	0.05399	0.05550	0.05679	0.05788	0.05876
0.05944	0.05992	0.06022	0.06033	0.06026	0.06001	0.05960
0.05902	0.05828	0.05634	0.05384	0.05083	0.04735	0.04545
0.04347	0.04139	0.03923	0.03700	0.03471	0.03235	0.02994
0.02749	0.02500	0.02249	0.01994	0.01738	0.01481	0.01223
0.00965						
-0.00919	-0.01499	-0.01831	-0.02131	-0.02487	-0.02883	-0.03118
-0.03278	-0.03396	-0.03488	-0.03563	-0.03626	-0.03679	-0.03722
-0.03758	-0.03786	-0.03806	-0.03818	-0.03822	-0.03818	-0.03805
-0.03784	-0.03753	-0.03715	-0.03667	-0.03610	-0.03545	-0.03470
-0.03387	-0.03296	-0.03087	-0.02846	-0.02573	-0.02272	-0.02111
-0.01943	-0.01769	-0.01590	-0.01404	-0.01214	-0.01019	-0.00820
-0.00617	-0.00410	-0.00201	0.00011	0.00225	0.00440	0.00656
0.00873						

Table 4 F-14A Isolated Wing,  $\Lambda = 20^\circ$  (Sheet 4 of 4)

FILE: A99W F 14-20

583.17480	347.93726	639.19165	0.0	1.00000			153.24487
-0.01912	-0.01295	-0.00937	-0.00540	0.00037	0.00844	0.01456	
0.01963	0.02404	0.02796	0.03151	0.03474	0.03771	0.04043	
0.04293	0.04521	0.04729	0.04917	0.05085	0.05235	0.05366	
0.05479	0.05574	0.05652	0.05712	0.05755	0.05781	0.05791	
0.05785	0.05764	0.05676	0.05531	0.05333	0.05087	0.04947	
0.04796	0.04635	0.04466	0.04287	0.04101	0.03908	0.03708	
0.03503	0.03292	0.03078	0.02860	0.02639	0.02416	0.02192	
0.01968							
-0.01912	-0.02525	-0.02851	-0.03139	-0.03470	-0.03816	-0.04002	
-0.04117	-0.04195	-0.04251	-0.04293	-0.04322	-0.04342	-0.04353	
-0.04354	-0.04347	-0.04332	-0.04308	-0.04275	-0.04234	-0.04184	
-0.04125	-0.04058	-0.03982	-0.03897	-0.03803	-0.03700	-0.03588	
-0.03468	-0.03338	-0.03054	-0.02735	-0.02385	-0.02003	-0.01801	
-0.01592	-0.01376	-0.01154	-0.00926	-0.00692	-0.00452	-0.00208	
0.00040	0.00292	0.00548	0.00806	0.01067	0.01329	0.01592	
0.01856							
596.56421	384.69995	640.82764	0.0	1.00000			152.03552
-0.03451	-0.02816	-0.02443	-0.02028	-0.01435	-0.00591	0.00053	
0.00587	0.01053	0.01470	0.01850	0.02200	0.02525	0.02827	
0.03109	0.03373	0.03618	0.03847	0.04060	0.04256	0.04437	
0.04602	0.04752	0.04887	0.05007	0.05112	0.05202	0.05278	
0.05340	0.05388	0.05444	0.05449	0.05405	0.05317	0.05257	
0.05187	0.05107	0.05019	0.04923	0.04820	0.04709	0.04592	
0.04470	0.04343	0.04212	0.04078	0.03941	0.03802	0.03662	
0.03521							
-0.03451	-0.04097	-0.04400	-0.04663	-0.04935	-0.05135	-0.05167	
-0.05149	-0.05115	-0.05076	-0.05036	-0.04995	-0.04951	-0.04903	
-0.04851	-0.04793	-0.04729	-0.04658	-0.04580	-0.04495	-0.04401	
-0.04299	-0.04187	-0.04067	-0.03938	-0.03799	-0.03650	-0.03492	
-0.03324	-0.03147	-0.02763	-0.02341	-0.01884	-0.01392	-0.01135	
-0.00869	-0.00597	-0.00317	-0.00031	0.00261	0.00558	0.00859	
0.01166	0.01475	0.01788	0.02104	0.02421	0.02740	0.03060	
0.03380							

R84-1788-010(4/4)B



Table 5 F-14A Isolated Wing,  $\Lambda = 25^\circ$  (Sheet 1 of 4)

FILE: A99W F14-25

F-14 WING ALONE (25 DEGREE LE)							
2.0	0.775	3.0	10.0	100.0	80.0	3.0	
11.0	50.0	1.0	532.5	160.0	81360.0	0.4	
444.60571	0.0	615.17920	0.0	1.00000			162.45967
0.0	0.00201	0.00500	0.01002	0.02005	0.04000	0.05997	
0.08000	0.10000	0.12000	0.14002	0.16000	0.18000	0.20000	
0.22000	0.24000	0.26000	0.28000	0.30000	0.32000	0.34000	
0.36000	0.38000	0.40000	0.42000	0.44000	0.46000	0.48000	
0.50000	0.52000	0.56000	0.60000	0.64000	0.68000	0.69998	
0.72000	0.74000	0.76000	0.78000	0.80000	0.82000	0.84000	
0.86000	0.88000	0.90000	0.92000	0.94000	0.96000	0.98000	
1.00000							
0.00298	0.01162	0.01530	0.01944	0.02578	0.03512	0.04213	
0.04767	0.05209	0.05564	0.05847	0.06070	0.06243	0.06373	
0.06468	0.06530	0.06566	0.06578	0.06569	0.06542	0.06498	
0.06440	0.06367	0.06283	0.06187	0.06080	0.05963	0.05837	
0.05701	0.05557	0.05242	0.04894	0.04515	0.04105	0.03889	
0.03666	0.03436	0.03200	0.02957	0.02708	0.02453	0.02193	
0.01928	0.01659	0.01385	0.01108	0.00828	0.00546	0.00263	
-0.00022							
0.00298	-0.00044	-0.00410	-0.00850	-0.01416	-0.02104	-0.02545	
-0.02862	-0.03101	-0.03285	-0.03430	-0.03543	-0.03630	-0.03694	
-0.03739	-0.03767	-0.03779	-0.03776	-0.03760	-0.03733	-0.03695	
-0.03647	-0.03591	-0.03527	-0.03456	-0.03379	-0.03297	-0.03211	
-0.03120	-0.03026	-0.02829	-0.02625	-0.02415	-0.02202	-0.02096	
-0.01990	-0.01884	-0.01779	-0.01674	-0.01570	-0.01467	-0.01365	
-0.01264	-0.01163	-0.01064	-0.00965	-0.00866	-0.00769	-0.00672	
-0.00574							
476.47754	68.50000	624.19702	0.0	1.00000			161.10240
0.00501	0.01244	0.01598	0.01996	0.02594	0.03465	0.04116	
0.04635	0.05055	0.05398	0.05678	0.05903	0.06084	0.06225	
0.06331	0.06407	0.06457	0.06482	0.06485	0.06468	0.06434	
0.06382	0.06316	0.06235	0.06140	0.06033	0.05914	0.05784	
0.05643	0.05491	0.05158	0.04789	0.04385	0.03949	0.03721	
0.03485	0.03243	0.02995	0.02742	0.02482	0.02218	0.01950	
0.01677	0.01401	0.01122	0.00840	0.00556	0.00271	-0.00016	
-0.00303							
0.00501	0.00049	-0.00306	-0.00710	-0.01224	-0.01846	-0.02243	
-0.02530	-0.02747	-0.02917	-0.03052	-0.03160	-0.03246	-0.03314	
-0.03366	-0.03403	-0.03428	-0.03441	-0.03443	-0.03435	-0.03419	
-0.03393	-0.03360	-0.03320	-0.03274	-0.03221	-0.03163	-0.03099	
-0.03032	-0.02960	-0.02804	-0.02637	-0.02459	-0.02273	-0.02178	
-0.02082	-0.01985	-0.01887	-0.01788	-0.01690	-0.01590	-0.01491	
-0.01392	-0.01292	-0.01193	-0.01094	-0.00995	-0.00896	-0.00797	
-0.00698							
490.66870	99.00000	628.21216	0.0	1.00000			160.49806
0.00612	0.01289	0.01635	0.02025	0.02604	0.03439	0.04063	
0.04563	0.04970	0.05307	0.05584	0.05811	0.05996	0.06142	
0.06256	0.06339	0.06396	0.06428	0.06438	0.06427	0.06398	
0.06351	0.06287	0.06208	0.06115	0.06007	0.05887	0.05755	
0.05610	0.05455	0.05112	0.04730	0.04313	0.03864	0.03628	
0.03386	0.03137	0.02883	0.02623	0.02358	0.02089	0.01816	
0.01539	0.01259	0.00977	0.00692	0.00406	0.00118	-0.00170	
-0.00459							

R84-1788-011(1/4)B

Table 5 F-14A Isolated Wing,  $\Lambda = 25^\circ$  (Sheet 2 of 4)

FILE: A99W

F14-25

0.00612	0.00101	-0.00249	-0.00633	-0.01118	-0.01703	-0.02077
-0.02346	-0.02551	-0.02713	-0.02843	-0.02949	-0.03035	-0.03104
-0.03160	-0.03203	-0.03234	-0.03256	-0.03268	-0.03271	-0.03266
-0.03253	-0.03233	-0.03206	-0.03173	-0.03133	-0.03088	-0.03038
-0.02983	-0.02923	-0.02790	-0.02643	-0.02483	-0.02312	-0.02224
-0.02133	-0.02041	-0.01947	-0.01852	-0.01756	-0.01658	-0.01561
-0.01462	-0.01363	-0.01264	-0.01165	-0.01065	-0.00966	-0.00866
-0.00766						
503.80371	127.23000	631.92847	0.0	1.00000		159.93872
0.00732	0.01337	0.01676	0.02056	0.02613	0.03411	0.04006
0.04485	0.04880	0.05209	0.05484	0.05713	0.05902	0.06055
0.06175	0.06267	0.06331	0.06371	0.06388	0.06384	0.06360
0.06317	0.06257	0.06180	0.06087	0.05980	0.05858	0.05724
0.05576	0.05416	0.05063	0.04668	0.04237	0.03772	0.03529
0.03279	0.03024	0.02762	0.02496	0.02225	0.01951	0.01672
0.01391	0.01107	0.00822	0.00534	0.00245	-0.00044	-0.00334
-0.00624						
0.00732	0.00156	-0.00188	-0.00550	-0.01005	-0.01551	-0.01899
-0.02150	-0.02343	-0.02496	-0.02621	-0.02723	-0.02809	-0.02880
-0.02940	-0.02989	-0.03028	-0.03059	-0.03081	-0.03096	-0.03103
-0.03103	-0.03097	-0.03084	-0.03065	-0.03040	-0.03009	-0.02973
-0.02931	-0.02884	-0.02776	-0.02650	-0.02509	-0.02354	-0.02272
-0.02187	-0.02100	-0.02011	-0.01919	-0.01826	-0.01731	-0.01635
-0.01538	-0.01439	-0.01340	-0.01241	-0.01141	-0.01040	-0.00940
-0.00839						
520.43506	162.97459	636.63403	0.0	1.00000		159.23047
0.00911	0.01409	0.01736	0.02102	0.02628	0.03369	0.03921
0.04369	0.04744	0.05062	0.05335	0.05566	0.05761	0.05924
0.06055	0.06158	0.06234	0.06286	0.06313	0.06319	0.06303
0.06266	0.06211	0.06137	0.06046	0.05939	0.05815	0.05677
0.05524	0.05358	0.04989	0.04575	0.04122	0.03635	0.03381
0.03120	0.02853	0.02582	0.02306	0.02026	0.01743	0.01458
0.01170	0.00880	0.00589	0.00297	0.00005	-0.00288	-0.00580
-0.00873						
0.00911	0.00239	-0.00096	-0.00427	-0.00836	-0.01323	-0.01632
-0.01857	-0.02031	-0.02171	-0.02287	-0.02385	-0.02470	-0.02545
-0.02610	-0.02668	-0.02718	-0.02763	-0.02801	-0.02833	-0.02859
-0.02879	-0.02893	-0.02902	-0.02904	-0.02900	-0.02890	-0.02874
-0.02853	-0.02825	-0.02754	-0.02661	-0.02548	-0.02416	-0.02344
-0.02269	-0.02189	-0.02106	-0.02020	-0.01931	-0.01840	-0.01746
-0.01651	-0.01553	-0.01455	-0.01355	-0.01254	-0.01152	-0.01051
-0.00948						
537.07056	198.71930	641.33887	0.0	1.00000		158.15393
0.00696	0.01317	0.01644	0.02003	0.02515	0.03235	0.03770
0.04207	0.04577	0.04895	0.05171	0.05410	0.05615	0.05789
0.05934	0.06052	0.06143	0.06210	0.06254	0.06274	0.06274
0.06252	0.06211	0.06151	0.06073	0.05978	0.05866	0.05739
0.05597	0.05440	0.05088	0.04689	0.04248	0.03772	0.03523
0.03267	0.03005	0.02738	0.02466	0.02191	0.01912	0.01630
0.01346	0.01061	0.00774	0.00487	0.00198	-0.00090	-0.00378
-0.00666						
0.00696	0.00141	-0.00175	-0.00491	-0.00880	-0.01339	-0.01630
-0.01844	-0.02011	-0.02147	-0.02261	-0.02360	-0.02446	-0.02523
-0.02592	-0.02654	-0.02710	-0.02760	-0.02803	-0.02841	-0.02873
-0.02899	-0.02918	-0.02931	-0.02937	-0.02937	-0.02930	-0.02916

R84-1788-011(2/4)B

Table 5 F-14A Isolated Wing,  $\Lambda = 25^\circ$  (Sheet 3 of 4)

FILE: A99W

F14-25

-0.02896	-0.02868	-0.02794	-0.02695	-0.02572	-0.02427	-0.02346
-0.02261	-0.02171	-0.02076	-0.01978	-0.01876	-0.01770	-0.01662
-0.01550	-0.01437	-0.01321	-0.01204	-0.01086	-0.00966	-0.00846
-0.00726						
553.71191	234.46390	646.04419	0.0	1.00000		156.96802
0.00293	0.00920	0.01253	0.01614	0.02131	0.02861	0.03407
0.03855	0.04235	0.04566	0.04857	0.05111	0.05333	0.05526
0.05691	0.05830	0.05943	0.06033	0.06100	0.06145	0.06169
0.06171	0.06155	0.06119	0.06065	0.05993	0.05904	0.05799
0.05679	0.05544	0.05232	0.04870	0.04464	0.04020	0.03785
0.03543	0.03294	0.03039	0.02779	0.02514	0.02245	0.01973
0.01699	0.01422	0.01143	0.00864	0.00583	0.00303	0.00022
-0.00259						
0.00293	-0.00264	-0.00575	-0.00892	-0.01274	-0.01714	-0.01991
-0.02193	-0.02349	-0.02476	-0.02582	-0.02673	-0.02753	-0.02824
-0.02887	-0.02943	-0.02993	-0.03036	-0.03073	-0.03103	-0.03127
-0.03144	-0.03154	-0.03157	-0.03153	-0.03141	-0.03121	-0.03094
-0.03060	-0.03018	-0.02912	-0.02778	-0.02617	-0.02431	-0.02329
-0.02222	-0.02109	-0.01991	-0.01869	-0.01742	-0.01612	-0.01478
-0.01341	-0.01201	-0.01059	-0.00915	-0.00769	-0.00622	-0.00475
-0.00327						
570.35352	270.20850	650.74927	0.0	1.00000		155.78210
-0.00230	0.00406	0.00735	0.01110	0.01637	0.02382	0.02939
0.03398	0.03791	0.04135	0.04441	0.04713	0.04954	0.05168
0.05356	0.05519	0.05659	0.05775	0.05870	0.05943	0.05995
0.06028	0.06041	0.06035	0.06010	0.05968	0.05909	0.05833
0.05741	0.05634	0.05377	0.05067	0.04710	0.04310	0.04096
0.03874	0.03645	0.03408	0.03165	0.02917	0.02663	0.02406
0.02145	0.01882	0.01616	0.01348	0.01079	0.00809	0.00539
0.00269						
-0.00230	-0.00788	-0.01098	-0.01409	-0.01778	-0.02203	-0.02463
-0.02648	-0.02789	-0.02902	-0.02996	-0.03077	-0.03147	-0.03208
-0.03261	-0.03307	-0.03347	-0.03379	-0.03405	-0.03423	-0.03434
-0.03437	-0.03432	-0.03419	-0.03398	-0.03369	-0.03332	-0.03286
-0.03232	-0.03170	-0.03022	-0.02842	-0.02634	-0.02397	-0.02269
-0.02135	-0.01994	-0.01849	-0.01698	-0.01542	-0.01381	-0.01217
-0.01049	-0.00878	-0.00704	-0.00528	-0.00349	-0.00170	0.00010
0.00191						
586.99512	305.95312	655.45459	0.0	1.00000		154.59607
-0.00935	-0.00286	0.00047	0.00431	0.00970	0.01732	0.02303
0.02777	0.03185	0.03546	0.03869	0.04160	0.04424	0.04661
0.04874	0.05065	0.05234	0.05381	0.05508	0.05615	0.05703
0.05771	0.05820	0.05852	0.05865	0.05861	0.05840	0.05803
0.05749	0.05680	0.05498	0.05261	0.04973	0.04640	0.04458
0.04266	0.04066	0.03858	0.03642	0.03420	0.03192	0.02958
0.02720	0.02478	0.02233	0.01985	0.01735	0.01485	0.01233
0.00981						
-0.00935	-0.01496	-0.01809	-0.02107	-0.02457	-0.02855	-0.03089
-0.03250	-0.03369	-0.03462	-0.03538	-0.03602	-0.03655	-0.03700
-0.03737	-0.03766	-0.03788	-0.03801	-0.03807	-0.03804	-0.03794
-0.03774	-0.03746	-0.03709	-0.03664	-0.03609	-0.03546	-0.03474
-0.03393	-0.03303	-0.03098	-0.02860	-0.02590	-0.02289	-0.02128
-0.01960	-0.01786	-0.01606	-0.01419	-0.01228	-0.01031	-0.00830
-0.00624	-0.00415	-0.00202	0.00013	0.00230	0.00449	0.00669
0.00890						

R84-1788-011(3/4)B

Table 5 F-14A Isolated Wing,  $\Lambda = 25^\circ$  (Sheet 4 of 4)

FILE: A99W

F14-25

603.63672	341.69775	660.15967	0.0	1.00000			153.41003
-0.01938	-0.01271	-0.00932	-0.00541	0.00018	0.00806	0.01399	
0.01891	0.02318	0.02698	0.03042	0.03355	0.03642	0.03905	
0.04147	0.04368	0.04570	0.04753	0.04917	0.05064	0.05192	
0.05304	0.05398	0.05476	0.05537	0.05582	0.05610	0.05623	
0.05621	0.05604	0.05526	0.05393	0.05209	0.04978	0.04845	
0.04703	0.04551	0.04389	0.04220	0.04042	0.03857	0.03666	
0.03469	0.03267	0.03061	0.02852	0.02640	0.02425	0.02210	
0.01994							
-0.01938	-0.02503	-0.02810	-0.03099	-0.03426	-0.03772	-0.03958	
-0.04075	-0.04155	-0.04213	-0.04256	-0.04287	-0.04307	-0.04319	
-0.04322	-0.04317	-0.04303	-0.04280	-0.04249	-0.04210	-0.04162	
-0.04106	-0.04040	-0.03966	-0.03883	-0.03791	-0.03691	-0.03581	
-0.03462	-0.03335	-0.03053	-0.02738	-0.02389	-0.02008	-0.01806	
-0.01597	-0.01381	-0.01158	-0.00928	-0.00693	-0.00452	-0.00206	
0.00044	0.00299	0.00558	0.00819	0.01083	0.01349	0.01616	
0.01883							
618.54053	373.70972	664.37329	0.0	1.00000			152.34717
-0.03280	-0.02607	-0.02241	-0.01837	-0.01258	-0.00439	0.00179	
0.00694	0.01142	0.01544	0.01910	0.02246	0.02557	0.02847	
0.03117	0.03368	0.03602	0.03820	0.04022	0.04207	0.04378	
0.04533	0.04674	0.04800	0.04911	0.05008	0.05090	0.05159	
0.05214	0.05256	0.05301	0.05297	0.05247	0.05153	0.05092	
0.05021	0.04940	0.04852	0.04755	0.04652	0.04541	0.04425	
0.04302	0.04175	0.04044	0.03909	0.03772	0.03632	0.03491	
0.03349							
-0.03280	-0.03857	-0.04159	-0.04421	-0.04701	-0.04939	-0.05010	
-0.05021	-0.05007	-0.04981	-0.04949	-0.04913	-0.04874	-0.04830	
-0.04781	-0.04727	-0.04667	-0.04600	-0.04527	-0.04446	-0.04357	
-0.04261	-0.04155	-0.04041	-0.03918	-0.03786	-0.03645	-0.03494	
-0.03334	-0.03164	-0.02797	-0.02392	-0.01951	-0.01476	-0.01226	
-0.00968	-0.00703	-0.00431	-0.00151	0.00134	0.00425	0.00721	
0.01022	0.01328	0.01636	0.01948	0.02262	0.02578	0.02895	
0.03212							

R84-1788-011(4/4)B

Table 6 F-14A Isolated Wing,  $\Lambda = 35^\circ$  (Sheet 1 of 4)

FILE: A99W F14-35

F-14 WING ALONE (35 DEGREE LE)

2.0	0.80	3.0	10.0	100.0	80.0	3.0	
11.0	50.0	1.0	532.5	160.0	81360.0	0.4	
416.25928	0.0	599.60083	0.0	1.00000			162.59918
0.0	0.00198	0.00499	0.01000	0.02000	0.04005	0.06000	
0.08000	0.10000	0.12000	0.14006	0.16000	0.18000	0.20000	
0.22000	0.24000	0.26000	0.28000	0.30000	0.32000	0.34000	
0.36000	0.38000	0.40000	0.42000	0.44000	0.46000	0.48000	
0.50000	0.52000	0.56000	0.60000	0.64000	0.68000	0.70000	
0.72000	0.74000	0.76000	0.78000	0.80000	0.82000	0.84000	
0.86000	0.88000	0.90000	0.92000	0.94000	0.96000	0.98000	
1.00000							
0.00407	0.00948	0.01259	0.01677	0.02290	0.03171	0.03824	
0.04347	0.04770	0.05110	0.05384	0.05601	0.05770	0.05899	
0.05994	0.06058	0.06097	0.06113	0.06109	0.06087	0.06049	
0.05997	0.05933	0.05856	0.05768	0.05670	0.05561	0.05444	
0.05317	0.05182	0.04885	0.04555	0.04193	0.03799	0.03590	
0.03375	0.03151	0.02921	0.02685	0.02442	0.02192	0.01937	
0.01677	0.01412	0.01143	0.00870	0.00594	0.00315	0.00035	
-0.00246							
0.00407	-0.00141	-0.00531	-0.00945	-0.01471	-0.02127	-0.02547	
-0.02849	-0.03077	-0.03253	-0.03390	-0.03497	-0.03579	-0.03640	
-0.03683	-0.03709	-0.03721	-0.03719	-0.03704	-0.03679	-0.03643	
-0.03597	-0.03542	-0.03480	-0.03411	-0.03335	-0.03253	-0.03167	
-0.03076	-0.02981	-0.02783	-0.02575	-0.02362	-0.02147	-0.02040	
-0.01933	-0.01827	-0.01722	-0.01618	-0.01516	-0.01415	-0.01316	
-0.01218	-0.01121	-0.01027	-0.00933	-0.00841	-0.00750	-0.00659	
-0.00569							
464.23364	68.50000	621.27344	0.0	1.00000			161.17725
0.00527	0.01078	0.01390	0.01781	0.02355	0.03175	0.03783	
0.04271	0.04670	0.04997	0.05266	0.05483	0.05658	0.05796	
0.05901	0.05978	0.06030	0.06058	0.06066	0.06055	0.06027	
0.05983	0.05924	0.05852	0.05766	0.05669	0.05559	0.05439	
0.05308	0.05167	0.04855	0.04506	0.04123	0.03708	0.03489	
0.03264	0.03031	0.02792	0.02547	0.02297	0.02042	0.01781	
0.01517	0.01249	0.00977	0.00703	0.00427	0.00148	-0.00131	
-0.00411							
0.00527	-0.00009	-0.00373	-0.00755	-0.01237	-0.01830	-0.02206	
-0.02477	-0.02681	-0.02840	-0.02967	-0.03066	-0.03146	-0.03208	
-0.03255	-0.03289	-0.03310	-0.03321	-0.03322	-0.03314	-0.03297	
-0.03272	-0.03240	-0.03201	-0.03155	-0.03103	-0.03046	-0.02984	
-0.02917	-0.02846	-0.02693	-0.02527	-0.02352	-0.02168	-0.02075	
-0.01980	-0.01885	-0.01789	-0.01693	-0.01596	-0.01500	-0.01403	
-0.01307	-0.01211	-0.01116	-0.01021	-0.00926	-0.00832	-0.00738	
-0.00644							
485.59448	99.00000	630.92334	0.0	1.00000			160.54413
0.00595	0.01152	0.01463	0.01840	0.02391	0.03177	0.03760	
0.04229	0.04614	0.04933	0.05199	0.05416	0.05595	0.05738	
0.05849	0.05933	0.05992	0.06027	0.06042	0.06037	0.06015	
0.05975	0.05920	0.05850	0.05766	0.05668	0.05558	0.05436	
0.05303	0.05158	0.04838	0.04479	0.04084	0.03657	0.03433	
0.03201	0.02963	0.02720	0.02470	0.02216	0.01957	0.01694	
0.01427	0.01157	0.00884	0.00609	0.00333	0.00055	-0.00224	
-0.00504							

R84-1788-012(1/4)B

Table 6 F-14A Isolated Wing,  $\Lambda = 35^\circ$  (Sheet 2 of 4)

FILE: A99W

F14-35

0.00595	0.00065	-0.00284	-0.00648	-0.01106	-0.01662	-0.02014
-0.02267	-0.02459	-0.02609	-0.02729	-0.02825	-0.02903	-0.02965
-0.03014	-0.03052	-0.03080	-0.03098	-0.03108	-0.03109	-0.03103
-0.03090	-0.03070	-0.03044	-0.03011	-0.02973	-0.02930	-0.02882
-0.02828	-0.02771	-0.02643	-0.02501	-0.02346	-0.02181	-0.02095
-0.02007	-0.01917	-0.01827	-0.01734	-0.01641	-0.01547	-0.01453
-0.01358	-0.01262	-0.01166	-0.01070	-0.00974	-0.00878	-0.00782
-0.00686						
505.36572	127.23000	639.85498	0.0	1.00000		159.95813
0.00667	0.01231	0.01543	0.01904	0.02430	0.03179	0.03735
0.04183	0.04554	0.04865	0.05127	0.05345	0.05526	0.05675
0.05793	0.05885	0.05951	0.05994	0.06016	0.06018	0.06001
0.05966	0.05915	0.05847	0.05765	0.05668	0.05557	0.05434
0.05297	0.05149	0.04820	0.04449	0.04042	0.03602	0.03371
0.03134	0.02890	0.02641	0.02387	0.02128	0.01865	0.01599
0.01330	0.01058	0.00784	0.00508	0.00231	-0.00047	-0.00325
-0.00604						
0.00667	0.00145	-0.00188	-0.00532	-0.00964	-0.01482	-0.01807
-0.02041	-0.02219	-0.02359	-0.02472	-0.02564	-0.02640	-0.02703
-0.02755	-0.02797	-0.02831	-0.02857	-0.02876	-0.02888	-0.02893
-0.02893	-0.02886	-0.02874	-0.02856	-0.02833	-0.02804	-0.02771
-0.02732	-0.02689	-0.02589	-0.02472	-0.02339	-0.02194	-0.02116
-0.02036	-0.01953	-0.01867	-0.01780	-0.01690	-0.01599	-0.01506
-0.01412	-0.01317	-0.01220	-0.01123	-0.01026	-0.00928	-0.00829
-0.00731						
528.30591	159.98500	650.21826	0.0	1.00000		159.27820
0.00768	0.01341	0.01652	0.01992	0.02484	0.03182	0.03700
0.04119	0.04470	0.04770	0.05027	0.05245	0.05432	0.05588
0.05715	0.05817	0.05895	0.05949	0.05980	0.05991	0.05982
0.05954	0.05908	0.05844	0.05764	0.05667	0.05556	0.05430
0.05290	0.05137	0.04795	0.04409	0.03984	0.03526	0.03287
0.03041	0.02789	0.02533	0.02272	0.02007	0.01739	0.01468
0.01195	0.00921	0.00645	0.00368	0.00091	-0.00187	-0.00465
-0.00743						
0.00768	0.00255	-0.00054	-0.00373	-0.00767	-0.01232	-0.01521
-0.01728	-0.01886	-0.02013	-0.02116	-0.02203	-0.02276	-0.02340
-0.02395	-0.02444	-0.02486	-0.02523	-0.02555	-0.02581	-0.02603
-0.02620	-0.02632	-0.02639	-0.02642	-0.02639	-0.02631	-0.02617
-0.02599	-0.02576	-0.02514	-0.02432	-0.02331	-0.02211	-0.02145
-0.02075	-0.02001	-0.01923	-0.01842	-0.01758	-0.01670	-0.01580
-0.01487	-0.01392	-0.01295	-0.01197	-0.01097	-0.00997	-0.00895
-0.00794						
551.25439	192.74010	660.58105	0.0	1.00000		158.39294
0.00652	0.01219	0.01515	0.01851	0.02329	0.02992	0.03482
0.03880	0.04217	0.04508	0.04761	0.04979	0.05168	0.05330
0.05465	0.05575	0.05662	0.05727	0.05770	0.05793	0.05797
0.05781	0.05747	0.05696	0.05628	0.05544	0.05445	0.05331
0.05203	0.05062	0.04742	0.04377	0.03972	0.03533	0.03302
0.03064	0.02821	0.02572	0.02319	0.02062	0.01801	0.01537
0.01271	0.01003	0.00733	0.00462	0.00191	-0.00081	-0.00352
-0.00624						
0.00652	0.00128	-0.00172	-0.00478	-0.00852	-0.01292	-0.01571
-0.01778	-0.01940	-0.02074	-0.02187	-0.02285	-0.02371	-0.02448
-0.02518	-0.02581	-0.02638	-0.02689	-0.02735	-0.02775	-0.02809
-0.02837	-0.02860	-0.02876	-0.02886	-0.02889	-0.02886	-0.02876

Table 6 F-14A Isolated Wing,  $\Lambda = 35^\circ$  (Sheet 3 of 4)

FILE: A99W

F14-35

-0.02860	-0.02837	-0.02770	-0.02678	-0.02560	-0.02419	-0.02340
-0.02256	-0.02166	-0.02072	-0.01973	-0.01869	-0.01762	-0.01651
-0.01537	-0.01420	-0.01301	-0.01179	-0.01056	-0.00932	-0.00807
-0.00681						
574.21240	225.49500	670.94409	0.0	1.00000		157.27454
0.00265	0.00839	0.01139	0.01478	0.01962	0.02634	0.03133
0.03539	0.03886	0.04187	0.04451	0.04682	0.04885	0.05062
0.05214	0.05341	0.05447	0.05531	0.05595	0.05639	0.05663
0.05669	0.05657	0.05628	0.05582	0.05520	0.05442	0.05350
0.05243	0.05123	0.04843	0.04517	0.04148	0.03743	0.03527
0.03304	0.03076	0.02841	0.02601	0.02356	0.02107	0.01854
0.01598	0.01340	0.01080	0.00818	0.00556	0.00293	0.00030
-0.00233						
0.00265	-0.00261	-0.00562	-0.00862	-0.01228	-0.01655	-0.01922
-0.02118	-0.02270	-0.02395	-0.02499	-0.02589	-0.02668	-0.02739
-0.02802	-0.02858	-0.02909	-0.02953	-0.02991	-0.03023	-0.03048
-0.03067	-0.03080	-0.03086	-0.03084	-0.03076	-0.03060	-0.03036
-0.03007	-0.02969	-0.02871	-0.02746	-0.02592	-0.02413	-0.02314
-0.02209	-0.02098	-0.01982	-0.01861	-0.01735	-0.01605	-0.01470
-0.01332	-0.01190	-0.01046	-0.00899	-0.00751	-0.00601	-0.00450
-0.00298						
597.17041	258.25000	681.30713	0.0	1.00000		156.15625
-0.00237	0.00345	0.00650	0.00993	0.01484	0.02169	0.02679
0.03097	0.03456	0.03770	0.04049	0.04296	0.04517	0.04714
0.04887	0.05038	0.05168	0.05277	0.05367	0.05438	0.05490
0.05524	0.05540	0.05539	0.05522	0.05488	0.05439	0.05374
0.05295	0.05202	0.04975	0.04698	0.04377	0.04015	0.03820
0.03617	0.03407	0.03190	0.02967	0.02738	0.02504	0.02265
0.02023	0.01778	0.01531	0.01281	0.01031	0.00779	0.00526
0.00274						
-0.00237	-0.00766	-0.01069	-0.01360	-0.01717	-0.02127	-0.02379
-0.02560	-0.02699	-0.02811	-0.02905	-0.02985	-0.03055	-0.03117
-0.03172	-0.03219	-0.03261	-0.03295	-0.03324	-0.03345	-0.03359
-0.03366	-0.03366	-0.03358	-0.03342	-0.03318	-0.03286	-0.03245
-0.03197	-0.03140	-0.03003	-0.02834	-0.02634	-0.02405	-0.02280
-0.02149	-0.02010	-0.01866	-0.01716	-0.01561	-0.01400	-0.01235
-0.01065	-0.00892	-0.00715	-0.00536	-0.00354	-0.00170	0.00014
0.00200						
620.12866	291.00513	691.66992	0.0	1.00000		155.03796
-0.00916	-0.00338	-0.00018	0.00333	0.00837	0.01542	0.02068
0.02500	0.02872	0.03201	0.03496	0.03760	0.03999	0.04216
0.04411	0.04586	0.04741	0.04878	0.04996	0.05097	0.05180
0.05246	0.05296	0.05329	0.05347	0.05348	0.05335	0.05306
0.05263	0.05206	0.05051	0.04845	0.04593	0.04297	0.04135
0.03963	0.03784	0.03596	0.03401	0.03199	0.02991	0.02778
0.02561	0.02339	0.02114	0.01886	0.01656	0.01425	0.01193
0.00960						
-0.00916	-0.01455	-0.01752	-0.02035	-0.02377	-0.02763	-0.02993
-0.03151	-0.03270	-0.03363	-0.03440	-0.03504	-0.03558	-0.03604
-0.03642	-0.03673	-0.03697	-0.03713	-0.03722	-0.03722	-0.03715
-0.03700	-0.03677	-0.03645	-0.03605	-0.03556	-0.03498	-0.03432
-0.03356	-0.03273	-0.03080	-0.02853	-0.02593	-0.02302	-0.02145
-0.01981	-0.01810	-0.01632	-0.01448	-0.01258	-0.01062	-0.00861
-0.00655	-0.00446	-0.00232	-0.00015	0.00205	0.00426	0.00649
0.00873						

R84-1788-012(3/4)B

Table 6 F-14A Isolated Wing,  $\Lambda = 35^\circ$  (Sheet 4 of 4)

FILE: A99W

F14-35

643.08667	323.76025	702.03296	0.0	1.00000			153.91968
-0.01886	-0.01298	-0.00965	-0.00604	-0.00088	0.00641	0.01187	
0.01638	0.02027	0.02373	0.02686	0.02970	0.03230	0.03470	
0.03689	0.03891	0.04075	0.04243	0.04395	0.04531	0.04651	
0.04756	0.04846	0.04921	0.04981	0.05027	0.05059	0.05077	
0.05081	0.05072	0.05016	0.04909	0.04757	0.04561	0.04448	
0.04326	0.04195	0.04055	0.03907	0.03752	0.03590	0.03422	
0.03249	0.03071	0.02888	0.02703	0.02514	0.02324	0.02132	
0.01939							
-0.01886	-0.02428	-0.02723	-0.02998	-0.03316	-0.03657	-0.03843	
-0.03960	-0.04042	-0.04101	-0.04145	-0.04177	-0.04200	-0.04214	
-0.04220	-0.04217	-0.04207	-0.04188	-0.04162	-0.04127	-0.04084	
-0.04033	-0.03973	-0.03905	-0.03829	-0.03743	-0.03649	-0.03546	
-0.03434	-0.03313	-0.03046	-0.02743	-0.02407	-0.02037	-0.01841	
-0.01636	-0.01424	-0.01205	-0.00979	-0.00746	-0.00507	-0.00263	
-0.00013	0.00242	0.00500	0.00762	0.01027	0.01295	0.01564	
0.01833							
658.07690	345.14697	708.79883	0.0	1.00000			153.18933
-0.02779	-0.02173	-0.01837	-0.01469	-0.00942	-0.00193	0.00371	
0.00838	0.01243	0.01603	0.01930	0.02229	0.02504	0.02760	
0.02997	0.03218	0.03422	0.03612	0.03786	0.03947	0.04093	
0.04225	0.04344	0.04450	0.04542	0.04621	0.04687	0.04741	
0.04782	0.04811	0.04834	0.04811	0.04747	0.04642	0.04576	
0.04502	0.04419	0.04328	0.04231	0.04126	0.04015	0.03899	
0.03778	0.03652	0.03523	0.03390	0.03255	0.03118	0.02980	
0.02841							
-0.02779	-0.03330	-0.03621	-0.03885	-0.04176	-0.04457	-0.04583	
-0.04643	-0.04670	-0.04679	-0.04675	-0.04662	-0.04642	-0.04615	
-0.04582	-0.04543	-0.04497	-0.04445	-0.04386	-0.04320	-0.04247	
-0.04166	-0.04077	-0.03980	-0.03874	-0.03760	-0.03637	-0.03505	
-0.03365	-0.03215	-0.02888	-0.02525	-0.02126	-0.01693	-0.01464	
-0.01227	-0.00982	-0.00729	-0.00469	-0.00203	0.00070	0.00349	
0.00633	0.00921	0.01214	0.01511	0.01810	0.02111	0.02414	
0.02718							

R84-1788-012(4/4)B



Table 7 F-14A Isolated Wing (FLO-22),  $\Lambda = 20^\circ$  (Sheet 1 of 22)

FILE: A22W F14-20

F-14 WING ALONE (20 DEGREE LE)

FNX	FNY	FNZ	FPLOT	FCONT				
48.	4.	8.	-1.	0.				
FIT	COV	P1	P2	P3	BETA	STRIP	F	
15.		1.E-6 1.6	1.00	1.0	.20	0.7	1.	
15.		1.E-6 1.6	1.00	1.0	.20	0.7	1.	
30.		1.E-6 1.6	1.00	1.0	.2	0.7		
FMACH	YA	AL	CDD					
.70	0.	4.0	0.					
ZSYM	FNC	SWEEP1	SWEEP2	SWEEP	DIHED1	DIHED2	DIHED	
1.00	11.00	19.92	20.02	20.02	-1.14	-2.82	-2.82	
YLE	XLE	ZLE	CHORD	THICK	ALPHA	NEWSEC		
0.0	456.499	162.706	167.210	1.000	0.0	1.000		
YSYM	FNU	FNL						
	0.0	50.0	50.0					
TRL	SLT	XSING	ZSING					
10.9990	-0.0476	0.0043	0.0045					
XU	ZU							
0.0	0.00466							
0.00191	0.01046							
0.00491	0.01422							
0.00995	0.01854							
0.02000	0.02504							
0.03993	0.03454							
0.06000	0.04170							
0.08000	0.04730							
0.10000	0.05177							
0.12000	0.05534							
0.14000	0.05818							
0.16000	0.06042							
0.18000	0.06214							
0.20000	0.06344							
0.22000	0.06437							
0.24000	0.06499							
0.26000	0.06533							
0.28000	0.06543							
0.30000	0.06532							
0.32000	0.06502							
0.34000	0.06456							
0.36000	0.06395							
0.38000	0.06320							
0.40000	0.06232							
0.42000	0.06133							
0.44000	0.06023							
0.46000	0.05903							
0.48000	0.05773							
0.50000	0.05635							
0.52000	0.05487							
0.56000	0.05165							
0.60000	0.04810							
0.64000	0.04424							
0.68000	0.04007							
0.70000	0.03788							
0.72000	0.03561							

R84-1788-013(1/22)B

Table 7 F-14A Isolated Wing (FLO-22),  $\Lambda = 20^\circ$  (Sheet 2 of 22)

FILE: A22W F 14-20

0.74000	0.03328
0.76000	0.03088
0.78000	0.02842
0.80000	0.02590
0.82000	0.02332
0.84000	0.02069
0.86000	0.01800
0.88000	0.01528
0.90000	0.01251
0.92000	0.00971
0.94000	0.00688
0.96000	0.00403
0.98000	0.00117
1.00000	-0.00171
XL	ZL
0.0	0.00466
0.00191	-0.00158
0.00491	-0.00540
0.00995	-0.00991
0.02000	-0.01570
0.03993	-0.02267
0.06000	-0.02714
0.08000	-0.03032
0.10000	-0.03272
0.12000	-0.03459
0.14000	-0.03606
0.16000	-0.03721
0.18000	-0.03810
0.20000	-0.03876
0.22000	-0.03921
0.24000	-0.03949
0.26000	-0.03960
0.28000	-0.03957
0.30000	-0.03940
0.32000	-0.03912
0.34000	-0.03873
0.36000	-0.03824
0.38000	-0.03766
0.40000	-0.03701
0.42000	-0.03629
0.44000	-0.03551
0.46000	-0.03468
0.48000	-0.03381
0.50000	-0.03290
0.52000	-0.03196
0.56000	-0.03000
0.60000	-0.02796
0.64000	-0.02587
0.68000	-0.02377
0.70000	-0.02272
0.72000	-0.02166
0.74000	-0.02062
0.76000	-0.01957
0.78000	-0.01854
0.80000	-0.01751

R84-1788-013(2/22)B

Table 7 F-14A Isolated Wing (FLO-22),  $\Lambda = 20^\circ$  (Sheet 3 of 22)

FILE: A22W F14-20

0.82000	-0.01649							
0.84000	-0.01547							
0.86000	-0.01447							
0.88000	-0.01347							
0.90000	-0.01248							
0.92000	-0.01150							
0.94000	-0.01052							
0.96000	-0.00955							
0.98000	-0.00858							
1.00000	-0.00761							
YLE	XLE	ZLE	CHORD	THICK	ALPHA	NEWSEC		
68.500	481.430	161.211	145.327	1.000	0.0	1.000		
YSYM	FNU	FNL						
0.0	50.0	50.0						
TRL	SLT	XSING	ZSING					
11.0983	-0.0474	0.0042	0.0061					
XU	ZU							
0.0	0.00602							
0.00191	0.01192							
0.00491	0.01557							
0.00995	0.01970							
0.02000	0.02583							
0.03993	0.03469							
0.06000	0.04135							
0.08000	0.04661							
0.10000	0.05086							
0.12000	0.05432							
0.14000	0.05714							
0.16000	0.05941							
0.18000	0.06122							
0.20000	0.06263							
0.22000	0.06368							
0.24000	0.06443							
0.26000	0.06491							
0.28000	0.06514							
0.30000	0.06515							
0.32000	0.06496							
0.34000	0.06459							
0.36000	0.06404							
0.38000	0.06335							
0.40000	0.06250							
0.42000	0.06153							
0.44000	0.06042							
0.46000	0.05920							
0.48000	0.05786							
0.50000	0.05641							
0.52000	0.05486							
0.56000	0.05146							
0.60000	0.04769							
0.64000	0.04358							
0.68000	0.03916							
0.70000	0.03684							
0.72000	0.03445							
0.74000	0.03200							
0.76000	0.02948							

R84-1788-013(3/22)B

Table 7 F-14A Isolated Wing (FLO-22),  $\Lambda = 20^\circ$  (Sheet 4 of 22)

FILE: A22W F14-20

0.78000	0.02692
0.80000	0.02429
0.82000	0.02162
0.84000	0.01891
0.86000	0.01615
0.88000	0.01336
0.90000	0.01054
0.92000	0.00769
0.94000	0.00482
0.96000	0.00194
0.98000	-0.00095
1.00000	-0.00385
XL	ZL
0.0	0.00602
0.00191	0.00001
0.00491	-0.00369
0.00995	-0.00783
0.02000	-0.01309
0.03993	-0.01939
0.06000	-0.02343
0.08000	-0.02632
0.10000	-0.02852
0.12000	-0.03025
0.14000	-0.03163
0.16000	-0.03274
0.18000	-0.03363
0.20000	-0.03433
0.22000	-0.03487
0.24000	-0.03525
0.26000	-0.03551
0.28000	-0.03565
0.30000	-0.03567
0.32000	-0.03559
0.34000	-0.03542
0.36000	-0.03517
0.38000	-0.03483
0.40000	-0.03442
0.42000	-0.03395
0.44000	-0.03342
0.46000	-0.03283
0.48000	-0.03219
0.50000	-0.03151
0.52000	-0.03078
0.56000	-0.02922
0.60000	-0.02754
0.64000	-0.02576
0.68000	-0.02390
0.70000	-0.02295
0.72000	-0.02199
0.74000	-0.02102
0.76000	-0.02005
0.78000	-0.01906
0.80000	-0.01808
0.82000	-0.01709
0.84000	-0.01610

R84-1788-013(4/22)B

Table 7 F-14A Isolated Wing (FLO-22),  $\Lambda = 20^\circ$  (Sheet 5 of 22)

FILE: A22W

F14-20

0.86000	-0.01510							
0.88000	-0.01411							
0.90000	-0.01312							
0.92000	-0.01213							
0.94000	-0.01114							
0.96000	-0.01016							
0.98000	-0.00917							
1.00000	-0.00818							
YLE	XLE	ZLE	CHORD	THICK	ALPHA	NEWSEC		
99.000	492.531	160.546	135.583	1.000	0.0	1.000		
YSYM	FNU	FNL						
0.0	50.0	50.0						
TRL	SLT	XSING	ZSING					
11.0980	-0.0477	0.0042	0.0067					
XU	ZU							
0.0	0.00677							
0.00191	0.01272							
0.00491	0.01631							
0.00995	0.02033							
0.02000	0.02626							
0.03993	0.03476							
0.06000	0.04116							
0.08000	0.04622							
0.10000	0.05036							
0.12000	0.05376							
0.14000	0.05657							
0.16000	0.05886							
0.18000	0.06071							
0.20000	0.06218							
0.22000	0.06331							
0.24000	0.06413							
0.26000	0.06468							
0.28000	0.06498							
0.30000	0.06506							
0.32000	0.06493							
0.34000	0.06460							
0.36000	0.06410							
0.38000	0.06343							
0.40000	0.06261							
0.42000	0.06163							
0.44000	0.06053							
0.46000	0.05929							
0.48000	0.05793							
0.50000	0.05645							
0.52000	0.05485							
0.56000	0.05135							
0.60000	0.04746							
0.64000	0.04322							
0.68000	0.03866							
0.70000	0.03627							
0.72000	0.03381							
0.74000	0.03129							
0.76000	0.02872							
0.78000	0.02609							
0.80000	0.02341							

R84-1788-013(5/22)B

Table 7 F-14A Isolated Wing (FLO-22),  $\Lambda = 20^\circ$  (Sheet 6 of 22)

FILE: A22W F14-20

0.82000	0.02069
0.84000	0.01793
0.86000	0.01513
0.88000	0.01231
0.90000	0.00946
0.92000	0.00658
0.94000	0.00369
0.96000	0.00079
0.98000	-0.00212
1.00000	-0.00503
XL	ZL
0.0	0.00677
0.00191	0.00089
0.00491	-0.00276
0.00995	-0.00669
0.02000	-0.01165
0.03993	-0.01759
0.06000	-0.02139
0.08000	-0.02412
0.10000	-0.02621
0.12000	-0.02786
0.14000	-0.02920
0.16000	-0.03029
0.18000	-0.03118
0.20000	-0.03190
0.22000	-0.03248
0.24000	-0.03293
0.26000	-0.03326
0.28000	-0.03349
0.30000	-0.03362
0.32000	-0.03366
0.34000	-0.03361
0.36000	-0.03348
0.38000	-0.03328
0.40000	-0.03301
0.42000	-0.03267
0.44000	-0.03227
0.46000	-0.03181
0.48000	-0.03130
0.50000	-0.03074
0.52000	-0.03014
0.56000	-0.02880
0.60000	-0.02731
0.64000	-0.02569
0.68000	-0.02397
0.70000	-0.02308
0.72000	-0.02217
0.74000	-0.02125
0.76000	-0.02030
0.78000	-0.01935
0.80000	-0.01839
0.82000	-0.01742
0.84000	-0.01644
0.86000	-0.01545
0.88000	-0.01446

R84-1788-013(6/22)B

Table 7 F-14A Isolated Wing (FLO-22),  $\Lambda = 20^\circ$  (Sheet 7 of 22)

FILE: A22W F14-20

0.90000	-0.01347							
0.92000	-0.01248							
0.94000	-0.01148							
0.96000	-0.01049							
0.98000	-0.00949							
1.00000	-0.00850							
YLE	XLE	ZLE	CHORD	THICK	ALPHA	NEWSEC		
127.230	502.805	159.930	126.565	1.000	0.0	1.000		
YSYM	FNU	FNL						
0.0	50.0	50.0						
TRL	SLT	XSING	ZSING					
11.1967	-0.0480	0.0041	0.0076					
XU	ZU							
0.0	0.00756							
0.00191	0.01357							
0.00491	0.01710							
0.00995	0.02101							
0.02000	0.02672							
0.03993	0.03485							
0.06000	0.04095							
0.08000	0.04582							
0.10000	0.04983							
0.12000	0.05317							
0.14000	0.05596							
0.16000	0.05827							
0.18000	0.06017							
0.20000	0.06170							
0.22000	0.06291							
0.24000	0.06381							
0.26000	0.06444							
0.28000	0.06482							
0.30000	0.06496							
0.32000	0.06489							
0.34000	0.06462							
0.36000	0.06416							
0.38000	0.06352							
0.40000	0.06271							
0.42000	0.06175							
0.44000	0.06064							
0.46000	0.05938							
0.48000	0.05800							
0.50000	0.05648							
0.52000	0.05485							
0.56000	0.05124							
0.60000	0.04722							
0.64000	0.04284							
0.68000	0.03812							
0.70000	0.03566							
0.72000	0.03313							
0.74000	0.03054							
0.76000	0.02790							
0.78000	0.02521							
0.80000	0.02247							
0.82000	0.01970							
0.84000	0.01689							

R84-1788-013(7/22)B

Table 7 F-14A Isolated Wing (FLO-22),  $\Lambda = 20^\circ$  (Sheet 8 of 22)

FILE: A22W F 14-20

0.86000	0.01405
0.88000	0.01119
0.90000	0.00830
0.92000	0.00540
0.94000	0.00249
0.96000	-0.00043
0.98000	-0.00335
1.00000	-0.00628
XL	ZL
0.0	0.00756
0.00191	0.00182
0.00491	-0.00176
0.00995	-0.00548
0.02000	-0.01013
0.03993	-0.01567
0.06000	-0.01922
0.08000	-0.02178
0.10000	-0.02375
0.12000	-0.02532
0.14000	-0.02661
0.16000	-0.02768
0.18000	-0.02857
0.20000	-0.02932
0.22000	-0.02994
0.24000	-0.03046
0.26000	-0.03087
0.28000	-0.03120
0.30000	-0.03144
0.32000	-0.03160
0.34000	-0.03168
0.36000	-0.03169
0.38000	-0.03163
0.40000	-0.03150
0.42000	-0.03130
0.44000	-0.03105
0.46000	-0.03073
0.48000	-0.03036
0.50000	-0.02993
0.52000	-0.02945
0.56000	-0.02834
0.60000	-0.02706
0.64000	-0.02562
0.68000	-0.02405
0.70000	-0.02322
0.72000	-0.02236
0.74000	-0.02148
0.76000	-0.02058
0.78000	-0.01966
0.80000	-0.01872
0.82000	-0.01777
0.84000	-0.01680
0.86000	-0.01582
0.88000	-0.01484
0.90000	-0.01385
0.92000	-0.01285

R84-1788-013(8/22)B



Table 7 F-14A Isolated Wing (FLO-22),  $\Lambda = 20^\circ$  (Sheet 9 of 22)

FILE: A22W F14-20

0.94000	-0.01185						
0.96000	-0.01085						
0.98000	-0.00984						
1.00000	-0.00884						
YLE	XLE	ZLE	CHORD	THICK	ALPHA	NEWSEC	
164.015	516.193	159.128	114.813	1.000	0.0	1.000	
YSYM	FNU	FNL					
	0.0	50.0	50.0				
TRL	SLT	XSING	ZSING				
11.3102	-0.0478	0.0041	0.0090				
XU	ZU						
0.0	0.00878						
0.00191	0.01488						
0.00491	0.01831						
0.00995	0.02205						
0.02000	0.02742						
0.03993	0.03498						
0.06000	0.04063						
0.08000	0.04519						
0.10000	0.04901						
0.12000	0.05226						
0.14000	0.05502						
0.16000	0.05737						
0.18000	0.05934						
0.20000	0.06097						
0.22000	0.06229						
0.24000	0.06331						
0.26000	0.06406						
0.28000	0.06456						
0.30000	0.06481						
0.32000	0.06483						
0.34000	0.06464						
0.36000	0.06424						
0.38000	0.06365						
0.40000	0.06288						
0.42000	0.06193						
0.44000	0.06081						
0.46000	0.05953						
0.48000	0.05811						
0.50000	0.05654						
0.52000	0.05484						
0.56000	0.05107						
0.60000	0.04685						
0.64000	0.04224						
0.68000	0.03730						
0.70000	0.03473						
0.72000	0.03209						
0.74000	0.02939						
0.76000	0.02665						
0.78000	0.02386						
0.80000	0.02103						
0.82000	0.01818						
0.84000	0.01529						
0.86000	0.01239						
0.88000	0.00947						

R84-1788-013(9/22)B

Table 7 F-14A Isolated Wing (FLO-22),  $\Lambda = 20^\circ$  (Sheet 10 of 22)

FILE: A22W F14-20

0.90000	0.00653
0.92000	0.00359
0.94000	0.00064
0.96000	-0.00231
0.98000	-0.00526
1.00000	-0.00821
XL	ZL
0.0	0.00878
0.00191	0.00324
0.00491	-0.00023
0.00995	-0.00362
0.02000	-0.00778
0.03993	-0.01273
0.06000	-0.01589
0.08000	-0.01819
0.10000	-0.01997
0.12000	-0.02142
0.14000	-0.02263
0.16000	-0.02366
0.18000	-0.02455
0.20000	-0.02534
0.22000	-0.02604
0.24000	-0.02665
0.26000	-0.02720
0.28000	-0.02767
0.30000	-0.02808
0.32000	-0.02843
0.34000	-0.02871
0.36000	-0.02893
0.38000	-0.02909
0.40000	-0.02918
0.42000	-0.02920
0.44000	-0.02917
0.46000	-0.02907
0.48000	-0.02890
0.50000	-0.02868
0.52000	-0.02839
0.56000	-0.02765
0.60000	-0.02668
0.64000	-0.02552
0.68000	-0.02417
0.70000	-0.02343
0.72000	-0.02266
0.74000	-0.02185
0.76000	-0.02100
0.78000	-0.02013
0.80000	-0.01923
0.82000	-0.01831
0.84000	-0.01736
0.86000	-0.01639
0.88000	-0.01541
0.90000	-0.01442
0.92000	-0.01342
0.94000	-0.01241
0.96000	-0.01139

Table 7 F-14A Isolated Wing (FLO-22),  $\Lambda = 20^\circ$  (Sheet 11 of 22)

FILE: A22W F14-20

	0.98000	-0.01037							
	1.00000	-0.00935							
YLE	XLE	ZLE	CHORD	THICK	ALPHA	NEWSEC			
	200.799	529.586	158.074	103.058	1.000	0.0	1.000		
YSYM	FNU	FNL							
	0.0	50.0	50.0						
TRL	SLT	XSING	ZSING						
	11.5976	-0.0435	0.0042	0.0074					
XU	ZU								
	0.0	0.00722							
	0.00191	0.01327							
	0.00491	0.01657							
	0.00995	0.02033							
	0.02000	0.02564							
	0.03993	0.03300							
	0.06000	0.03852							
	0.08000	0.04301							
	0.10000	0.04682							
	0.12000	0.05010							
	0.14000	0.05294							
	0.16000	0.05540							
	0.18000	0.05751							
	0.20000	0.05930							
	0.22000	0.06078							
	0.24000	0.06198							
	0.26000	0.06291							
	0.28000	0.06359							
	0.30000	0.06402							
	0.32000	0.06421							
	0.34000	0.06419							
	0.36000	0.06395							
	0.38000	0.06351							
	0.40000	0.06287							
	0.42000	0.06205							
	0.44000	0.06105							
	0.46000	0.05989							
	0.48000	0.05856							
	0.50000	0.05708							
	0.52000	0.05546							
	0.56000	0.05182							
	0.60000	0.04770							
	0.64000	0.04317							
	0.68000	0.03828							
	0.70000	0.03572							
	0.72000	0.03310							
	0.74000	0.03042							
	0.76000	0.02770							
	0.78000	0.02492							
	0.80000	0.02211							
	0.82000	0.01927							
	0.84000	0.01640							
	0.86000	0.01351							
	0.88000	0.01061							
	0.90000	0.00770							
	0.92000	0.00478							

R84-1788-013(11/22)B

Table 7 F-14A Isolated Wing (FLO-22),  $\Lambda = 20^\circ$  (Sheet 12 of 22)

FILE: A22W F14-20

	0.94000	0.00185
	0.96000	-0.00107
	0.98000	-0.00400
	1.00000	-0.00692
XL	ZL	
	0.0	0.00722
	0.00191	0.00165
	0.00491	-0.00173
	0.00995	-0.00503
	0.02000	-0.00897
	0.03993	-0.01357
	0.06000	-0.01650
	0.08000	-0.01863
	0.10000	-0.02029
	0.12000	-0.02164
	0.14000	-0.02277
	0.16000	-0.02375
	0.18000	-0.02461
	0.20000	-0.02537
	0.22000	-0.02606
	0.24000	-0.02668
	0.26000	-0.02723
	0.28000	-0.02772
	0.30000	-0.02816
	0.32000	-0.02853
	0.34000	-0.02884
	0.36000	-0.02909
	0.38000	-0.02928
	0.40000	-0.02940
	0.42000	-0.02945
	0.44000	-0.02944
	0.46000	-0.02936
	0.48000	-0.02921
	0.50000	-0.02900
	0.52000	-0.02871
	0.56000	-0.02795
	0.60000	-0.02694
	0.64000	-0.02570
	0.68000	-0.02424
	0.70000	-0.02343
	0.72000	-0.02258
	0.74000	-0.02168
	0.76000	-0.02074
	0.78000	-0.01977
	0.80000	-0.01876
	0.82000	-0.01772
	0.84000	-0.01665
	0.86000	-0.01556
	0.88000	-0.01445
	0.90000	-0.01332
	0.92000	-0.01217
	0.94000	-0.01102
	0.96000	-0.00986
	0.98000	-0.00869
	1.00000	-0.00753

R84-1788-013(12/22)B

Table 7 F-14A Isolated Wing (FLO-22),  $\Lambda = 20^\circ$  (Sheet 13 of 22)

FILE: A22W F 14-20

YLE	XLE	ZLE	CHORD	THICK	ALPHA	NEWSEC
237.584	542.983	156.865	91.297	1.000	0.0	1.000
YSYM	FNU	FNL				
0.0	50.0	50.0				
TRL	SLT	XSING	ZSING			
12.2563	-0.0351	0.0045	0.0032			
XU	ZU					
0.0	0.00316					
0.00191	0.00928					
0.00491	0.01260					
0.00995	0.01642					
0.02000	0.02180					
0.03993	0.02928					
0.06000	0.03490					
0.08000	0.03949					
0.10000	0.04341					
0.12000	0.04682					
0.14000	0.04981					
0.16000	0.05243					
0.18000	0.05472					
0.20000	0.05671					
0.22000	0.05840					
0.24000	0.05982					
0.26000	0.06098					
0.28000	0.06189					
0.30000	0.06256					
0.32000	0.06301					
0.34000	0.06323					
0.36000	0.06324					
0.38000	0.06304					
0.40000	0.06265					
0.42000	0.06207					
0.44000	0.06131					
0.46000	0.06038					
0.48000	0.05928					
0.50000	0.05802					
0.52000	0.05662					
0.56000	0.05338					
0.60000	0.04964					
0.64000	0.04545					
0.68000	0.04087					
0.70000	0.03846					
0.72000	0.03598					
0.74000	0.03342					
0.76000	0.03081					
0.78000	0.02815					
0.80000	0.02544					
0.82000	0.02270					
0.84000	0.01992					
0.86000	0.01712					
0.88000	0.01430					
0.90000	0.01146					
0.92000	0.00861					
0.94000	0.00575					
0.96000	0.00290					

R84-1788-013(13/22)B

Table 7 F-14A Isolated Wing (FLO-22),  $\Lambda = 20^\circ$  (Sheet 14 of 22)

FILE: A22W F 14-20

	0.98000	0.00004					
	1.00000	-0.00282					
XL		ZL					
	0.0	0.00316					
	0.00191	-0.00259					
	0.00491	-0.00581					
	0.00995	-0.00904					
	0.02000	-0.01292					
	0.03993	-0.01739					
	0.06000	-0.02019					
	0.08000	-0.02220					
	0.10000	-0.02375					
	0.12000	-0.02501					
	0.14000	-0.02606					
	0.16000	-0.02696					
	0.18000	-0.02775					
	0.20000	-0.02844					
	0.22000	-0.02906					
	0.24000	-0.02962					
	0.26000	-0.03010					
	0.28000	-0.03052					
	0.30000	-0.03088					
	0.32000	-0.03117					
	0.34000	-0.03139					
	0.36000	-0.03155					
	0.38000	-0.03163					
	0.40000	-0.03164					
	0.42000	-0.03158					
	0.44000	-0.03144					
	0.46000	-0.03123					
	0.48000	-0.03094					
	0.50000	-0.03057					
	0.52000	-0.03014					
	0.56000	-0.02905					
	0.60000	-0.02768					
	0.64000	-0.02605					
	0.68000	-0.02418					
	0.70000	-0.02316					
	0.72000	-0.02209					
	0.74000	-0.02097					
	0.76000	-0.01980					
	0.78000	-0.01859					
	0.80000	-0.01734					
	0.82000	-0.01606					
	0.84000	-0.01474					
	0.86000	-0.01340					
	0.88000	-0.01203					
	0.90000	-0.01064					
	0.92000	-0.00923					
	0.94000	-0.00781					
	0.96000	-0.00638					
	0.98000	-0.00494					
	1.00000	-0.00350					
YLE		XLE	ZLE	CHORD	THICK	ALPHA	NEWSEC
	274.368	556.381	155.656	79.537	1.000	0.0	1.000

R84-1788-013(14/22)B

Table 7 F-14A Isolated Wing (FLO-22),  $\Lambda = 20^\circ$  (Sheet 15 of 22)

FILE: A22W F14-20

YSYM	FNU	FNL		
	0.0	50.0	50.0	
TRL	SLT	XSING	ZSING	
	12.9288	-0.0246	0.0044	-0.0020
XU	ZU			
0.0	-0.00210			
0.00191	0.00412			
0.00491	0.00754			
0.00995	0.01134			
0.02000	0.01680			
0.03993	0.02441			
0.06000	0.03016			
0.08000	0.03488			
0.10000	0.03893			
0.12000	0.04249			
0.14000	0.04565			
0.16000	0.04845			
0.18000	0.05094			
0.20000	0.05314			
0.22000	0.05507			
0.24000	0.05675			
0.26000	0.05817			
0.28000	0.05936			
0.30000	0.06032			
0.32000	0.06106			
0.34000	0.06158			
0.36000	0.06189			
0.38000	0.06200			
0.40000	0.06191			
0.42000	0.06164			
0.44000	0.06118			
0.46000	0.06054			
0.48000	0.05974			
0.50000	0.05877			
0.52000	0.05765			
0.56000	0.05496			
0.60000	0.05173			
0.64000	0.04802			
0.68000	0.04388			
0.70000	0.04168			
0.72000	0.03939			
0.74000	0.03702			
0.76000	0.03458			
0.78000	0.03209			
0.80000	0.02954			
0.82000	0.02694			
0.84000	0.02431			
0.86000	0.02164			
0.88000	0.01894			
0.90000	0.01623			
0.92000	0.01349			
0.94000	0.01075			
0.96000	0.00800			
0.98000	0.00525			
1.00000	0.00249			

R84-1788-013(15/22)B

Table 7 F-14A Isolated Wing (FLO-22),  $\Lambda = 20^\circ$  (Sheet 16 of 22)

FILE: A22W F14-20

XL	ZL	YLE	XLE	ZLE	CHORD	THICK	ALPHA	NEWSEC
0.0	-0.00210	311.153	569.778	154.447	67.777	1.000	0.0	1.000
0.00191	-0.00787							
0.00491	-0.01123							
0.00995	-0.01427							
0.02000	-0.01799							
0.03993	-0.02226							
0.06000	-0.02490							
0.08000	-0.02674							
0.10000	-0.02814							
0.12000	-0.02926							
0.14000	-0.03019							
0.16000	-0.03098							
0.18000	-0.03167							
0.20000	-0.03227							
0.22000	-0.03280							
0.24000	-0.03325							
0.26000	-0.03363							
0.28000	-0.03395							
0.30000	-0.03419							
0.32000	-0.03436							
0.34000	-0.03446							
0.36000	-0.03447							
0.38000	-0.03441							
0.40000	-0.03426							
0.42000	-0.03404							
0.44000	-0.03373							
0.46000	-0.03334							
0.48000	-0.03286							
0.50000	-0.03230							
0.52000	-0.03167							
0.56000	-0.03015							
0.60000	-0.02833							
0.64000	-0.02622							
0.68000	-0.02384							
0.70000	-0.02256							
0.72000	-0.02122							
0.74000	-0.01982							
0.76000	-0.01837							
0.78000	-0.01687							
0.80000	-0.01532							
0.82000	-0.01374							
0.84000	-0.01211							
0.86000	-0.01046							
0.88000	-0.00877							
0.90000	-0.00706							
0.92000	-0.00533							
0.94000	-0.00358							
0.96000	-0.00183							
0.98000	-0.00006							
1.00000	0.00171							
		YSYM	FNU	FNL				
		0.0	50.0	50.0				

R84-1788-013(16/22)B



Table 7 F-14A Isolated Wing (FLO-22),  $\Lambda = 20^\circ$  (Sheet 17 of 22)

FILE: A22W F14-20

TRL	SLT	XSING	ZSING
13.5571	-0.0100	0.0045	-0.0093
XU	ZU		
0.0	-0.00919		
0.00191	-0.00300		
0.00491	0.00061		
0.00995	0.00452		
0.02000	0.01008		
0.03993	0.01787		
0.06000	0.02378		
0.08000	0.02865		
0.10000	0.03287		
0.12000	0.03659		
0.14000	0.03993		
0.16000	0.04294		
0.18000	0.04566		
0.20000	0.04810		
0.22000	0.05030		
0.24000	0.05226		
0.26000	0.05399		
0.28000	0.05550		
0.30000	0.05679		
0.32000	0.05788		
0.34000	0.05876		
0.36000	0.05944		
0.38000	0.05992		
0.40000	0.06022		
0.42000	0.06033		
0.44000	0.06026		
0.46000	0.06001		
0.48000	0.05960		
0.50000	0.05902		
0.52000	0.05828		
0.56000	0.05634		
0.60000	0.05384		
0.64000	0.05083		
0.68000	0.04735		
0.70000	0.04545		
0.72000	0.04347		
0.74000	0.04139		
0.76000	0.03923		
0.78000	0.03700		
0.80000	0.03471		
0.82000	0.03235		
0.84000	0.02994		
0.86000	0.02749		
0.88000	0.02500		
0.90000	0.02249		
0.92000	0.01994		
0.94000	0.01738		
0.96000	0.01481		
0.98000	0.01223		
1.00000	0.00965		
XL	ZL		
0.0	-0.00919		

Table 7 F-14A Isolated Wing (FLO-22),  $\Lambda = 20^\circ$  (Sheet 18 of 22)

FILE: A22W F14-20

0.00191 -0.01499  
 0.00491 -0.01831  
 0.00995 -0.02131  
 0.02000 -0.02487  
 0.03993 -0.02883  
 0.06000 -0.03118  
 0.08000 -0.03278  
 0.10000 -0.03396  
 0.12000 -0.03488  
 0.14000 -0.03563  
 0.16000 -0.03626  
 0.18000 -0.03679  
 0.20000 -0.03722  
 0.22000 -0.03758  
 0.24000 -0.03786  
 0.26000 -0.03806  
 0.28000 -0.03818  
 0.30000 -0.03822  
 0.32000 -0.03818  
 0.34000 -0.03805  
 0.36000 -0.03784  
 0.38000 -0.03753  
 0.40000 -0.03715  
 0.42000 -0.03667  
 0.44000 -0.03610  
 0.46000 -0.03545  
 0.48000 -0.03470  
 0.50000 -0.03387  
 0.52000 -0.03296  
 0.56000 -0.03087  
 0.60000 -0.02846  
 0.64000 -0.02573  
 0.68000 -0.02272  
 0.70000 -0.02111  
 0.72000 -0.01943  
 0.74000 -0.01769  
 0.76000 -0.01590  
 0.78000 -0.01404  
 0.80000 -0.01214  
 0.82000 -0.01019  
 0.84000 -0.00820  
 0.86000 -0.00617  
 0.88000 -0.00410  
 0.90000 -0.00201  
 0.92000 0.00011  
 0.94000 0.00225  
 0.96000 0.00440  
 0.98000 0.00656  
 1.00000 0.00873

YLE	XLE	ZLE	CHORD	THICK	ALPHA	NEWSEC
347.937	583.175	153.245	56.017	1.000	0.0	1.000
YSYM	FNU	FNL				
0.0	50.0	50.0				
TRL	SLT	XSING	ZSING			
13.9241	0.0100	0.0048	-0.0193			

R84-1788-013(18/22)B

Table 7 F-14A Isolated Wing (FLO-22),  $\Lambda = 20^\circ$  (Sheet 19 of 22)

FILE: A22W F14-20

XU	ZU
0.0	-0.01912
0.00191	-0.01295
0.00491	-0.00937
0.00995	-0.00540
0.02000	0.00037
0.03993	0.00844
0.06000	0.01456
0.08000	0.01963
0.10000	0.02404
0.12000	0.02796
0.14000	0.03151
0.16000	0.03474
0.18000	0.03771
0.20000	0.04043
0.22000	0.04293
0.24000	0.04521
0.26000	0.04729
0.28000	0.04917
0.30000	0.05085
0.32000	0.05235
0.34000	0.05366
0.36000	0.05479
0.38000	0.05574
0.40000	0.05652
0.42000	0.05712
0.44000	0.05755
0.46000	0.05781
0.48000	0.05791
0.50000	0.05785
0.52000	0.05764
0.56000	0.05676
0.60000	0.05531
0.64000	0.05333
0.68000	0.05087
0.70000	0.04947
0.72000	0.04796
0.74000	0.04635
0.76000	0.04466
0.78000	0.04287
0.80000	0.04101
0.82000	0.03908
0.84000	0.03708
0.86000	0.03503
0.88000	0.03292
0.90000	0.03078
0.92000	0.02860
0.94000	0.02639
0.96000	0.02416
0.98000	0.02192
1.00000	0.01968

XL	ZL
0.0	-0.01912
0.00191	-0.02525
0.00491	-0.02851

R84-1788-013(19/22)B

Table 7 F-14A Isolated Wing (FLO-22),  $\Lambda = 20^\circ$  (Sheet 20 of 22)

FILE: A22W F14-20

0.00995 -0.03139  
 0.02000 -0.03470  
 0.03993 -0.03816  
 0.06000 -0.04002  
 0.08000 -0.04117  
 0.10000 -0.04195  
 0.12000 -0.04251  
 0.14000 -0.04293  
 0.16000 -0.04322  
 0.18000 -0.04342  
 0.20000 -0.04353  
 0.22000 -0.04354  
 0.24000 -0.04347  
 0.26000 -0.04332  
 0.28000 -0.04308  
 0.30000 -0.04275  
 0.32000 -0.04234  
 0.34000 -0.04184  
 0.36000 -0.04125  
 0.38000 -0.04058  
 0.40000 -0.03982  
 0.42000 -0.03897  
 0.44000 -0.03803  
 0.46000 -0.03700  
 0.48000 -0.03588  
 0.50000 -0.03468  
 0.52000 -0.03338  
 0.56000 -0.03054  
 0.60000 -0.02735  
 0.64000 -0.02385  
 0.68000 -0.02003  
 0.70000 -0.01801  
 0.72000 -0.01592  
 0.74000 -0.01376  
 0.76000 -0.01154  
 0.78000 -0.00926  
 0.80000 -0.00692  
 0.82000 -0.00452  
 0.84000 -0.00208  
 0.86000 0.00040  
 0.88000 0.00292  
 0.90000 0.00548  
 0.92000 0.00806  
 0.94000 0.01067  
 0.96000 0.01329  
 0.98000 0.01592  
 1.00000 0.01856

YLE XLE ZLE CHORD THICK ALPHA NEWSEC  
 384.700 596.564 152.036 44.263 1.000 0.0 1.000  
 YSYM FNU FNL 50.0  
 0.0 50.0  
 TRL SLT XSING ZSING  
 13.1372 0.0440 0.0062 -0.0380  
 XU ZU  
 0.0 -0.03451

R84-1788-013(20/22)B

Table 7 F-14A Isolated Wing (FLO-22),  $\Lambda = 20^\circ$  (Sheet 21 of 22)

FILE: A22W F 14-20

0.00191	-0.02816
0.00491	-0.02443
0.00995	-0.02028
0.02000	-0.01435
0.03993	-0.00591
0.06000	0.00053
0.08000	0.00587
0.10000	0.01053
0.12000	0.01470
0.14000	0.01850
0.16000	0.02200
0.18000	0.02525
0.20000	0.02827
0.22000	0.03109
0.24000	0.03373
0.26000	0.03618
0.28000	0.03847
0.30000	0.04060
0.32000	0.04256
0.34000	0.04437
0.36000	0.04602
0.38000	0.04752
0.40000	0.04887
0.42000	0.05007
0.44000	0.05112
0.46000	0.05202
0.48000	0.05278
0.50000	0.05340
0.52000	0.05388
0.56000	0.05444
0.60000	0.05449
0.64000	0.05405
0.68000	0.05317
0.70000	0.05257
0.72000	0.05187
0.74000	0.05107
0.76000	0.05019
0.78000	0.04923
0.80000	0.04820
0.82000	0.04709
0.84000	0.04592
0.86000	0.04470
0.88000	0.04343
0.90000	0.04212
0.92000	0.04078
0.94000	0.03941
0.96000	0.03802
0.98000	0.03662
1.00000	0.03521
XL	ZL
0.0	-0.03451
0.00191	-0.04097
0.00491	-0.04400
0.00995	-0.04663
0.02000	-0.04935

Table 7 F-14A Isolated Wing (FLO-22),  $\Lambda = 20^\circ$  (Sheet 22 of 22)

FILE: A22W F 14-20

0.03993	-0.05135
0.06000	-0.05167
0.08000	-0.05149
0.10000	-0.05115
0.12000	-0.05076
0.14000	-0.05036
0.16000	-0.04995
0.18000	-0.04951
0.20000	-0.04903
0.22000	-0.04851
0.24000	-0.04793
0.26000	-0.04729
0.28000	-0.04658
0.30000	-0.04580
0.32000	-0.04495
0.34000	-0.04401
0.36000	-0.04299
0.38000	-0.04187
0.40000	-0.04067
0.42000	-0.03938
0.44000	-0.03799
0.46000	-0.03650
0.48000	-0.03492
0.50000	-0.03324
0.52000	-0.03147
0.56000	-0.02763
0.60000	-0.02341
0.64000	-0.01884
0.68000	-0.01392
0.70000	-0.01135
0.72000	-0.00869
0.74000	-0.00597
0.76000	-0.00317
0.78000	-0.00031
0.80000	0.00261
0.82000	0.00558
0.84000	0.00859
0.86000	0.01166
0.88000	0.01475
0.90000	0.01788
0.92000	0.02104
0.94000	0.02421
0.96000	0.02740
0.98000	0.03060
1.00000	0.03380

R84-1788-013(22/22)B

Table 8 F-14A Isolated Wing (FLO-22),  $\Lambda = 25^\circ$  (Sheet 1 of 22)

FILE: A22W F14-25

F-14 WING ALONE (25 DEGREE LE)

FNX	FNY	FNZ	FPLOT	FCONT				
48.	4.	8.	-1.	0.				
FIT	COV	P1	P2	P3	BETA	STRIP	F	
15.		1.E-6 1.6	1.00	1.0	.20	0.7	1.	
15.		1.E-6 1.6	1.00	1.0	.20	0.7	1.	
30.		1.E-6 1.6	1.00	1.0	.2	0.7		
FMACH	YA	AL	CDO					
.70	0.	4.0	0.					
ZSYM	FNC	SWEEP1	SWEEP2	SWEEP	DIHED1	DIHED2	DIHED	
1.00	11.00	24.98	24.90	24.90	-1.02	-2.64	-2.64	
YLE	XLE	ZLE	CHORD	THICK	ALPHA	NEWSEC		
0.0	444.606	162.460	170.573	1.000	0.0	1.000		
YSYM	FNU	FNL						
	0.0	50.0	50.0					
TRL	SLT	XSING	ZSING					
10.9577	-0.0464	0.0029	0.0041					
XU	ZU							
0.0	0.00298							
0.00201	0.01162							
0.00500	0.01530							
0.01002	0.01944							
0.02005	0.02578							
0.04000	0.03512							
0.05997	0.04213							
0.08000	0.04767							
0.10000	0.05209							
0.12000	0.05564							
0.14002	0.05847							
0.16000	0.06070							
0.18000	0.06243							
0.20000	0.06373							
0.22000	0.06468							
0.24000	0.06530							
0.26000	0.06566							
0.28000	0.06578							
0.30000	0.06569							
0.32000	0.06542							
0.34000	0.06498							
0.36000	0.06440							
0.38000	0.06367							
0.40000	0.06283							
0.42000	0.06187							
0.44000	0.06080							
0.46000	0.05963							
0.48000	0.05837							
0.50000	0.05701							
0.52000	0.05557							
0.56000	0.05242							
0.60000	0.04894							
0.64000	0.04515							
0.68000	0.04105							
0.69998	0.03889							
0.72000	0.03666							

R84-1788-014(1/22)B

Table 8 F-14A Isolated Wing (FLO-22),  $\Lambda = 25^\circ$  (Sheet 2 of 22)

FILE: A22W F14-25

0.74000	0.03436
0.76000	0.03200
0.78000	0.02957
0.80000	0.02708
0.82000	0.02453
0.84000	0.02193
0.86000	0.01928
0.88000	0.01659
0.90000	0.01385
0.92000	0.01108
0.94000	0.00828
0.96000	0.00546
0.98000	0.00263
1.00000	-0.00022
XL	ZL
0.0	0.00298
0.00201	-0.00044
0.00500	-0.00410
0.01002	-0.00850
0.02005	-0.01416
0.04000	-0.02104
0.05997	-0.02545
0.08000	-0.02862
0.10000	-0.03101
0.12000	-0.03285
0.14002	-0.03430
0.16000	-0.03543
0.18000	-0.03630
0.20000	-0.03694
0.22000	-0.03739
0.24000	-0.03767
0.26000	-0.03779
0.28000	-0.03776
0.30000	-0.03760
0.32000	-0.03733
0.34000	-0.03695
0.36000	-0.03647
0.38000	-0.03591
0.40000	-0.03527
0.42000	-0.03456
0.44000	-0.03379
0.46000	-0.03297
0.48000	-0.03211
0.50000	-0.03120
0.52000	-0.03026
0.56000	-0.02829
0.60000	-0.02625
0.64000	-0.02415
0.68000	-0.02202
0.69998	-0.02096
0.72000	-0.01990
0.74000	-0.01884
0.76000	-0.01779
0.78000	-0.01674
0.80000	-0.01570

R84-1788-014(2/22)B



Table 8 F-14A Isolated Wing (FLO-22),  $\Lambda = 25^\circ$  (Sheet 3 of 22)

FILE: A22W F14-25

0.82000	-0.01467						
0.84000	-0.01365						
0.86000	-0.01264						
0.88000	-0.01163						
0.90000	-0.01064						
0.92000	-0.00965						
0.94000	-0.00866						
0.96000	-0.00769						
0.98000	-0.00672						
1.00000	-0.00574						
YLE	XLE	ZLE	CHORD	THICK	ALPHA	NEWSEC	
68.500	476.478	161.102	147.719	1.000	0.0	1.000	
YSYM	FNU	FNL					
0.0	50.0	50.0					
TRL	SLT	XSING	ZSING				
11.0000	-0.0466	0.0036	0.0057				
XU	ZU						
0.0	0.00501						
0.00201	0.01244						
0.00500	0.01598						
0.01002	0.01996						
0.02005	0.02594						
0.04000	0.03465						
0.05997	0.04116						
0.08000	0.04635						
0.10000	0.05055						
0.12000	0.05398						
0.14002	0.05678						
0.16000	0.05903						
0.18000	0.06084						
0.20000	0.06225						
0.22000	0.06331						
0.24000	0.06407						
0.26000	0.06457						
0.28000	0.06482						
0.30000	0.06485						
0.32000	0.06468						
0.34000	0.06434						
0.36000	0.06382						
0.38000	0.06316						
0.40000	0.06235						
0.42000	0.06140						
0.44000	0.06033						
0.46000	0.05914						
0.48000	0.05784						
0.50000	0.05643						
0.52000	0.05491						
0.56000	0.05158						
0.60000	0.04789						
0.64000	0.04385						
0.68000	0.03949						
0.69998	0.03721						
0.72000	0.03485						
0.74000	0.03243						
0.76000	0.02995						

R84-1788-014(3/22)B

Table 8 F-14A Isolated Wing (FLO-22),  $\Lambda = 25^\circ$  (Sheet 4 of 22)

FILE: A22W F14-25

0.78000	0.02742
0.80000	0.02482
0.82000	0.02218
0.84000	0.01950
0.86000	0.01677
0.88000	0.01401
0.90000	0.01122
0.92000	0.00840
0.94000	0.00556
0.96000	0.00271
0.98000	-0.00016
1.00000	-0.00303
XL	ZL
0.0	0.00501
0.00201	0.00049
0.00500	-0.00306
0.01002	-0.00710
0.02005	-0.01224
0.04000	-0.01846
0.05997	-0.02243
0.08000	-0.02530
0.10000	-0.02747
0.12000	-0.02917
0.14002	-0.03052
0.16000	-0.03160
0.18000	-0.03246
0.20000	-0.03314
0.22000	-0.03366
0.24000	-0.03403
0.26000	-0.03428
0.28000	-0.03441
0.30000	-0.03443
0.32000	-0.03435
0.34000	-0.03419
0.36000	-0.03393
0.38000	-0.03360
0.40000	-0.03320
0.42000	-0.03274
0.44000	-0.03221
0.46000	-0.03163
0.48000	-0.03099
0.50000	-0.03032
0.52000	-0.02960
0.56000	-0.02804
0.60000	-0.02637
0.64000	-0.02459
0.68000	-0.02273
0.69998	-0.02178
0.72000	-0.02082
0.74000	-0.01985
0.76000	-0.01887
0.78000	-0.01788
0.80000	-0.01690
0.82000	-0.01590
0.84000	-0.01491

R84-1788-014(4/22)B

Table 8 F-14A Isolated Wing (FLO-22),  $\Lambda = 25^\circ$  (Sheet 5 of 22)

FILE: A22W F 14-25

0.86000	-0.01392						
0.88000	-0.01292						
0.90000	-0.01193						
0.92000	-0.01094						
0.94000	-0.00995						
0.96000	-0.00896						
0.98000	-0.00797						
1.00000	-0.00698						
YLE	XLE	ZLE	CHORD	THICK	ALPHA	NEWSEC	
99.000	490.669	160.498	137.543	1.000	0.0	1.000	
YSYM	FNU	FNL					
	0.0	50.0	50.0				
TRL	SLT	XSING	ZSING				
11.0988	-0.0469	0.0039	0.0067				
XU	ZU						
0.0	0.00612						
0.00201	0.01289						
0.00500	0.01635						
0.01002	0.02025						
0.02005	0.02604						
0.04000	0.03439						
0.05997	0.04063						
0.08000	0.04563						
0.10000	0.04970						
0.12000	0.05307						
0.14002	0.05584						
0.16000	0.05811						
0.18000	0.05996						
0.20000	0.06142						
0.22000	0.06256						
0.24000	0.06339						
0.26000	0.06396						
0.28000	0.06428						
0.30000	0.06438						
0.32000	0.06427						
0.34000	0.06398						
0.36000	0.06351						
0.38000	0.06287						
0.40000	0.06208						
0.42000	0.06115						
0.44000	0.06007						
0.46000	0.05887						
0.48000	0.05755						
0.50000	0.05610						
0.52000	0.05455						
0.56000	0.05112						
0.60000	0.04730						
0.64000	0.04313						
0.68000	0.03864						
0.69998	0.03628						
0.72000	0.03386						
0.74000	0.03137						
0.76000	0.02883						
0.78000	0.02623						
0.80000	0.02358						

R84-1788-014(5/22)B

Table 8 F-14A Isolated Wing (FLO-22),  $\Lambda = 25^\circ$  (Sheet 6 of 22)

FILE: A22W F 14-25

0.82000	0.02089
0.84000	0.01816
0.86000	0.01539
0.88000	0.01259
0.90000	0.00977
0.92000	0.00692
0.94000	0.00406
0.96000	0.00118
0.98000	-0.00170
1.00000	-0.00459
XL	ZL
0.0	0.00612
0.00201	0.00101
0.00500	-0.00249
0.01002	-0.00633
0.02005	-0.01118
0.04000	-0.01703
0.05997	-0.02077
0.08000	-0.02346
0.10000	-0.02551
0.12000	-0.02713
0.14002	-0.02843
0.16000	-0.02949
0.18000	-0.03035
0.20000	-0.03104
0.22000	-0.03160
0.24000	-0.03203
0.26000	-0.03234
0.28000	-0.03256
0.30000	-0.03268
0.32000	-0.03271
0.34000	-0.03266
0.36000	-0.03253
0.38000	-0.03233
0.40000	-0.03206
0.42000	-0.03173
0.44000	-0.03133
0.46000	-0.03088
0.48000	-0.03038
0.50000	-0.02983
0.52000	-0.02923
0.56000	-0.02790
0.60000	-0.02643
0.64000	-0.02483
0.68000	-0.02312
0.69998	-0.02224
0.72000	-0.02133
0.74000	-0.02041
0.76000	-0.01947
0.78000	-0.01852
0.80000	-0.01756
0.82000	-0.01658
0.84000	-0.01561
0.86000	-0.01462
0.88000	-0.01363

R84-1788-014(6/22)B

Table 8 F-14A Isolated Wing (FLO-22),  $\Lambda = 25^\circ$  (Sheet 7 of 22)

FILE: A22W F14-25

0.90000	-0.01264						
0.92000	-0.01165						
0.94000	-0.01065						
0.96000	-0.00966						
0.98000	-0.00866						
1.00000	-0.00766						
YLE	XLE	ZLE	CHORD	THICK	ALPHA	NEWSEC	
127.230	503.804	159.939	128.125	1.000	0.0	1.000	
YSYM	FNU	FNL					
0.0	50.0	50.0					
TRL	SLT	XSING	ZSING				
11.1557	-0.0467	0.0040	0.0073				
XU	ZU						
0.0	0.00732						
0.00201	0.01337						
0.00500	0.01676						
0.01002	0.02056						
0.02005	0.02613						
0.04000	0.03411						
0.05997	0.04006						
0.08000	0.04485						
0.10000	0.04880						
0.12000	0.05209						
0.14002	0.05484						
0.16000	0.05713						
0.18000	0.05902						
0.20000	0.06055						
0.22000	0.06175						
0.24000	0.06267						
0.26000	0.06331						
0.28000	0.06371						
0.30000	0.06388						
0.32000	0.06384						
0.34000	0.06360						
0.36000	0.06317						
0.38000	0.06257						
0.40000	0.06180						
0.42000	0.06087						
0.44000	0.05980						
0.46000	0.05858						
0.48000	0.05724						
0.50000	0.05576						
0.52000	0.05416						
0.56000	0.05063						
0.60000	0.04668						
0.64000	0.04237						
0.68000	0.03772						
0.69998	0.03529						
0.72000	0.03279						
0.74000	0.03024						
0.76000	0.02762						
0.78000	0.02496						
0.80000	0.02225						
0.82000	0.01951						
0.84000	0.01672						

R84-1788-014(7/22)B

Table 8 F-14A Isolated Wing (FLO-22),  $\Lambda = 25^\circ$  (Sheet 8 of 22)

FILE: A22W F14-25

0.86000	0.01391
0.88000	0.01107
0.90000	0.00822
0.92000	0.00534
0.94000	0.00245
0.96000	-0.00044
0.98000	-0.00334
1.00000	-0.00624
XL	ZL
0.0	0.00732
0.00201	0.00156
0.00500	-0.00188
0.01002	-0.00550
0.02005	-0.01005
0.04000	-0.01551
0.05997	-0.01899
0.08000	-0.02150
0.10000	-0.02343
0.12000	-0.02496
0.14002	-0.02621
0.16000	-0.02723
0.18000	-0.02809
0.20000	-0.02880
0.22000	-0.02940
0.24000	-0.02989
0.26000	-0.03028
0.28000	-0.03059
0.30000	-0.03081
0.32000	-0.03096
0.34000	-0.03103
0.36000	-0.03103
0.38000	-0.03097
0.40000	-0.03084
0.42000	-0.03065
0.44000	-0.03040
0.46000	-0.03009
0.48000	-0.02973
0.50000	-0.02931
0.52000	-0.02884
0.56000	-0.02776
0.60000	-0.02650
0.64000	-0.02509
0.68000	-0.02354
0.69998	-0.02272
0.72000	-0.02187
0.74000	-0.02100
0.76000	-0.02011
0.78000	-0.01919
0.80000	-0.01826
0.82000	-0.01731
0.84000	-0.01635
0.86000	-0.01538
0.88000	-0.01439
0.90000	-0.01340
0.92000	-0.01241

R84-1788-014(8/22)B

Table 8 F-14A Isolated Wing (FLO-22),  $\Lambda = 25^\circ$  (Sheet 9 of 22)

FILE: A22W F14-25

	0.94000	-0.01141						
	0.96000	-0.01040						
	0.98000	-0.00940						
	1.00000	-0.00839						
YLE	XLE	ZLE	CHORD	THICK	ALPHA	NEWSEC		
	162.975	520.435	159.230	116.199	1.000	0.0	1.000	
YSYM	FNU	FNL						
	0.0	50.0	50.0					
TRL	SLT	XSING	ZSING					
	11.3253	-0.0469	0.0038	0.0088				
XU	ZU							
	0.0	0.00911						
	0.00201	0.01409						
	0.00500	0.01736						
	0.01002	0.02102						
	0.02005	0.02628						
	0.04000	0.03369						
	0.05997	0.03921						
	0.08000	0.04369						
	0.10000	0.04744						
	0.12000	0.05062						
	0.14002	0.05335						
	0.16000	0.05566						
	0.18000	0.05761						
	0.20000	0.05924						
	0.22000	0.06055						
	0.24000	0.06158						
	0.26000	0.06234						
	0.28000	0.06286						
	0.30000	0.06313						
	0.32000	0.06319						
	0.34000	0.06303						
	0.36000	0.06266						
	0.38000	0.06211						
	0.40000	0.06137						
	0.42000	0.06046						
	0.44000	0.05939						
	0.46000	0.05815						
	0.48000	0.05677						
	0.50000	0.05524						
	0.52000	0.05358						
	0.56000	0.04989						
	0.60000	0.04575						
	0.64000	0.04122						
	0.68000	0.03635						
	0.69998	0.03381						
	0.72000	0.03120						
	0.74000	0.02853						
	0.76000	0.02582						
	0.78000	0.02306						
	0.80000	0.02026						
	0.82000	0.01743						
	0.84000	0.01458						
	0.86000	0.01170						
	0.88000	0.00880						

R84-1788-014(9/22)B

Table 8 F-14A Isolated Wing (FLO-22),  $\Lambda = 25^\circ$  (Sheet 10 of 22)

FILE: A22W F14-25

0.90000	0.00589
0.92000	0.00297
0.94000	0.00005
0.96000	-0.00288
0.98000	-0.00580
1.00000	-0.00873
XL	ZL
0.0	0.00911
0.00201	0.00239
0.00500	-0.00096
0.01002	-0.00427
0.02005	-0.00836
0.04000	-0.01323
0.05997	-0.01632
0.08000	-0.01857
0.10000	-0.02031
0.12000	-0.02171
0.14002	-0.02287
0.16000	-0.02385
0.18000	-0.02470
0.20000	-0.02545
0.22000	-0.02610
0.24000	-0.02668
0.26000	-0.02718
0.28000	-0.02763
0.30000	-0.02801
0.32000	-0.02833
0.34000	-0.02859
0.36000	-0.02879
0.38000	-0.02893
0.40000	-0.02902
0.42000	-0.02904
0.44000	-0.02900
0.46000	-0.02890
0.48000	-0.02874
0.50000	-0.02853
0.52000	-0.02825
0.56000	-0.02754
0.60000	-0.02661
0.64000	-0.02548
0.68000	-0.02416
0.69998	-0.02344
0.72000	-0.02269
0.74000	-0.02189
0.76000	-0.02106
0.78000	-0.02020
0.80000	-0.01931
0.82000	-0.01840
0.84000	-0.01746
0.86000	-0.01651
0.88000	-0.01553
0.90000	-0.01455
0.92000	-0.01355
0.94000	-0.01254
0.96000	-0.01152

R84-1788-014(10/22)B



Table 8 F-14A Isolated Wing (FLO-22),  $\Lambda = 25^\circ$  (Sheet 11 of 22)

FILE: A22W F14-25

	0.98000	-0.01051						
	1.00000	-0.00948						
YLE	XLE	ZLE	CHORD	THICK	ALPHA	NEWSEC		
	198.719	537.071	158.154	104.268	1.000	0.0	1.000	
YSYM	FNU	FNL						
	0.0	50.0	50.0					
TRL	SLT	XSING	ZSING					
	11.6279	-0.0416	0.0040	0.0071				
XU	ZU							
	0.0	0.00696						
	0.00201	0.01317						
	0.00500	0.01644						
	0.01002	0.02003						
	0.02005	0.02515						
	0.04000	0.03235						
	0.05997	0.03770						
	0.08000	0.04207						
	0.10000	0.04577						
	0.12000	0.04895						
	0.14002	0.05171						
	0.16000	0.05410						
	0.18000	0.05615						
	0.20000	0.05789						
	0.22000	0.05934						
	0.24000	0.06052						
	0.26000	0.06143						
	0.28000	0.06210						
	0.30000	0.06254						
	0.32000	0.06274						
	0.34000	0.06274						
	0.36000	0.06252						
	0.38000	0.06211						
	0.40000	0.06151						
	0.42000	0.06073						
	0.44000	0.05978						
	0.46000	0.05866						
	0.48000	0.05739						
	0.50000	0.05597						
	0.52000	0.05440						
	0.56000	0.05088						
	0.60000	0.04689						
	0.64000	0.04248						
	0.68000	0.03772						
	0.69998	0.03523						
	0.72000	0.03267						
	0.74000	0.03005						
	0.76000	0.02738						
	0.78000	0.02466						
	0.80000	0.02191						
	0.82000	0.01912						
	0.84000	0.01630						
	0.86000	0.01346						
	0.88000	0.01061						
	0.90000	0.00774						
	0.92000	0.00487						

R84-1788-014(11/22)B

Table 8 F-14A Isolated Wing (FLO-22),  $\Lambda = 25^\circ$  (Sheet 12 of 22)

FILE: A22W F14-25

	0.94000	0.00198
	0.96000	-0.00090
	0.98000	-0.00378
	1.00000	-0.00666
XL		ZL
	0.0	0.00696
	0.00201	0.00141
	0.00500	-0.00175
	0.01002	-0.00491
	0.02005	-0.00880
	0.04000	-0.01339
	0.05997	-0.01630
	0.08000	-0.01844
	0.10000	-0.02011
	0.12000	-0.02147
	0.14002	-0.02261
	0.16000	-0.02360
	0.18000	-0.02446
	0.20000	-0.02523
	0.22000	-0.02592
	0.24000	-0.02654
	0.26000	-0.02710
	0.28000	-0.02760
	0.30000	-0.02803
	0.32000	-0.02841
	0.34000	-0.02873
	0.36000	-0.02899
	0.38000	-0.02918
	0.40000	-0.02931
	0.42000	-0.02937
	0.44000	-0.02937
	0.46000	-0.02930
	0.48000	-0.02916
	0.50000	-0.02896
	0.52000	-0.02868
	0.56000	-0.02794
	0.60000	-0.02695
	0.64000	-0.02572
	0.68000	-0.02427
	0.69998	-0.02346
	0.72000	-0.02261
	0.74000	-0.02171
	0.76000	-0.02076
	0.78000	-0.01978
	0.80000	-0.01876
	0.82000	-0.01770
	0.84000	-0.01662
	0.86000	-0.01550
	0.88000	-0.01437
	0.90000	-0.01321
	0.92000	-0.01204
	0.94000	-0.01086
	0.96000	-0.00966
	0.98000	-0.00846
	1.00000	-0.00726

R84-1788-014(12/22)B

Table 8 F-14A Isolated Wing (FLO-22),  $\Lambda = 25^\circ$  (Sheet 13 of 22)

FILE: A22W F14-25

YLE	XLE	ZLE	CHORD	THICK	ALPHA	NEWSEC
234.464	553.712	156.968	92.332	1.000	0.0	1.000
YSYM	FNU	FNL				
0.0	50.0	50.0				
TRL	SLT	XSING	ZSING			
12.2441	-0.0327	0.0041	0.0031			
XU	ZU					
0.0	0.00293					
0.00201	0.00920					
0.00500	0.01253					
0.01002	0.01614					
0.02005	0.02131					
0.04000	0.02861					
0.05997	0.03407					
0.08000	0.03855					
0.10000	0.04235					
0.12000	0.04566					
0.14002	0.04857					
0.16000	0.05111					
0.18000	0.05333					
0.20000	0.05526					
0.22000	0.05691					
0.24000	0.05830					
0.26000	0.05943					
0.28000	0.06033					
0.30000	0.06100					
0.32000	0.06145					
0.34000	0.06169					
0.36000	0.06171					
0.38000	0.06155					
0.40000	0.06119					
0.42000	0.06065					
0.44000	0.05993					
0.46000	0.05904					
0.48000	0.05799					
0.50000	0.05679					
0.52000	0.05544					
0.56000	0.05232					
0.60000	0.04870					
0.64000	0.04464					
0.68000	0.04020					
0.69998	0.03785					
0.72000	0.03543					
0.74000	0.03294					
0.76000	0.03039					
0.78000	0.02779					
0.80000	0.02514					
0.82000	0.02245					
0.84000	0.01973					
0.86000	0.01699					
0.88000	0.01422					
0.90000	0.01143					
0.92000	0.00864					
0.94000	0.00583					
0.96000	0.00303					

R84-1788-014(13/22)B

Table 8 F-14A Isolated Wing (FLO-22),  $\Lambda = 25^\circ$  (Sheet 14 of 22)

FILE: A22W F 14-25

	0.98000	0.00022					
	1.00000	-0.00259					
XL		ZL					
	0.0	0.00293					
	0.00201	-0.00264					
	0.00500	-0.00575					
	0.01002	-0.00892					
	0.02005	-0.01274					
	0.04000	-0.01714					
	0.05997	-0.01991					
	0.08000	-0.02193					
	0.10000	-0.02349					
	0.12000	-0.02476					
	0.14002	-0.02582					
	0.16000	-0.02673					
	0.18000	-0.02753					
	0.20000	-0.02824					
	0.22000	-0.02887					
	0.24000	-0.02943					
	0.26000	-0.02993					
	0.28000	-0.03036					
	0.30000	-0.03073					
	0.32000	-0.03103					
	0.34000	-0.03127					
	0.36000	-0.03144					
	0.38000	-0.03154					
	0.40000	-0.03157					
	0.42000	-0.03153					
	0.44000	-0.03141					
	0.46000	-0.03121					
	0.48000	-0.03094					
	0.50000	-0.03060					
	0.52000	-0.03018					
	0.56000	-0.02912					
	0.60000	-0.02778					
	0.64000	-0.02617					
	0.68000	-0.02431					
	0.69998	-0.02329					
	0.72000	-0.02222					
	0.74000	-0.02109					
	0.76000	-0.01991					
	0.78000	-0.01869					
	0.80000	-0.01742					
	0.82000	-0.01612					
	0.84000	-0.01478					
	0.86000	-0.01341					
	0.88000	-0.01201					
	0.90000	-0.01059					
	0.92000	-0.00915					
	0.94000	-0.00769					
	0.96000	-0.00622					
	0.98000	-0.00475					
	1.00000	-0.00327					
YLE	XLE	ZLE	CHORD	THICK	ALPHA	NEWSEC	
270.208	570.354	155.782	80.396	1.000	0.0	1.000	

R84-1788-014(14/22)B

Table 8 F-14A Isolated Wing (FLO-22),  $\Lambda = 25^\circ$  (Sheet 15 of 22)

FILE: A22W F14-25

YSYM	FNU	FNL		
	0.0	50.0	50.0	
TRL	SLT	XSING	ZSING	
	12.8738	-0.0218	0.0043	-0.0022
XU	ZU			
	0.0	-0.00230		
	0.00201	0.00406		
	0.00500	0.00735		
	0.01002	0.01110		
	0.02005	0.01637		
	0.04000	0.02382		
	0.05997	0.02939		
	0.08000	0.03398		
	0.10000	0.03791		
	0.12000	0.04135		
	0.14002	0.04441		
	0.16000	0.04713		
	0.18000	0.04954		
	0.20000	0.05168		
	0.22000	0.05356		
	0.24000	0.05519		
	0.26000	0.05659		
	0.28000	0.05775		
	0.30000	0.05870		
	0.32000	0.05943		
	0.34000	0.05995		
	0.36000	0.06028		
	0.38000	0.06041		
	0.40000	0.06035		
	0.42000	0.06010		
	0.44000	0.05968		
	0.46000	0.05909		
	0.48000	0.05833		
	0.50000	0.05741		
	0.52000	0.05634		
	0.56000	0.05377		
	0.60000	0.05067		
	0.64000	0.04710		
	0.68000	0.04310		
	0.69998	0.04096		
	0.72000	0.03874		
	0.74000	0.03645		
	0.76000	0.03408		
	0.78000	0.03165		
	0.80000	0.02917		
	0.82000	0.02663		
	0.84000	0.02406		
	0.86000	0.02145		
	0.88000	0.01882		
	0.90000	0.01616		
	0.92000	0.01348		
	0.94000	0.01079		
	0.96000	0.00809		
	0.98000	0.00539		
	1.00000	0.00269		

R84-1788-014(15/22)B

Table 8 F-14A Isolated Wing (FLO-22),  $\Lambda = 25^\circ$  (Sheet 16 of 22)

FILE: A22W F14-25

XL	ZL	YLE	XLE	ZLE	CHORD	THICK	ALPHA	NEWSEC
0.0	-0.00230	305.953	586.995	154.596	68.459	1.000	0.0	1.000
0.00201	-0.00788							
0.00500	-0.01098							
0.01002	-0.01409							
0.02005	-0.01778							
0.04000	-0.02203							
0.05997	-0.02463							
0.08000	-0.02648							
0.10000	-0.02789							
0.12000	-0.02902							
0.14002	-0.02996							
0.16000	-0.03077							
0.18000	-0.03147							
0.20000	-0.03208							
0.22000	-0.03261							
0.24000	-0.03307							
0.26000	-0.03347							
0.28000	-0.03379							
0.30000	-0.03405							
0.32000	-0.03423							
0.34000	-0.03434							
0.36000	-0.03437							
0.38000	-0.03432							
0.40000	-0.03419							
0.42000	-0.03398							
0.44000	-0.03369							
0.46000	-0.03332							
0.48000	-0.03286							
0.50000	-0.03232							
0.52000	-0.03170							
0.56000	-0.03022							
0.60000	-0.02842							
0.64000	-0.02634							
0.68000	-0.02397							
0.69998	-0.02269							
0.72000	-0.02135							
0.74000	-0.01994							
0.76000	-0.01849							
0.78000	-0.01698							
0.80000	-0.01542							
0.82000	-0.01381							
0.84000	-0.01217							
0.86000	-0.01049							
0.88000	-0.00878							
0.90000	-0.00704							
0.92000	-0.00528							
0.94000	-0.00349							
0.96000	-0.00170							
0.98000	0.00010							
1.00000	0.00191							
		YSYM	FNU	FNL				
		0.0	50.0	50.0				

R84-1788-014(16/22)B

Table 8 F-14A Isolated Wing (FLO-22),  $\Lambda = 25^\circ$  (Sheet 17 of 22)

FILE: A22W F14-25

TRL	SLT	XSING	ZSING
13.5012	-0.0075	0.0044	-0.0090
XU	ZU		
0.0	-0.00935		
0.00201	-0.00286		
0.00500	0.00047		
0.01002	0.00431		
0.02005	0.00970		
0.04000	0.01732		
0.05997	0.02303		
0.08000	0.02777		
0.10000	0.03185		
0.12000	0.03546		
0.14002	0.03869		
0.16000	0.04160		
0.18000	0.04424		
0.20000	0.04661		
0.22000	0.04874		
0.24000	0.05065		
0.26000	0.05234		
0.28000	0.05381		
0.30000	0.05508		
0.32000	0.05615		
0.34000	0.05703		
0.36000	0.05771		
0.38000	0.05820		
0.40000	0.05852		
0.42000	0.05865		
0.44000	0.05861		
0.46000	0.05840		
0.48000	0.05803		
0.50000	0.05749		
0.52000	0.05680		
0.56000	0.05498		
0.60000	0.05261		
0.64000	0.04973		
0.68000	0.04640		
0.69998	0.04458		
0.72000	0.04266		
0.74000	0.04066		
0.76000	0.03858		
0.78000	0.03642		
0.80000	0.03420		
0.82000	0.03192		
0.84000	0.02958		
0.86000	0.02720		
0.88000	0.02478		
0.90000	0.02233		
0.92000	0.01985		
0.94000	0.01735		
0.96000	0.01485		
0.98000	0.01233		
1.00000	0.00981		
XL	ZL		
0.0	-0.00935		

R84-1788-014(17/22)B

Table 8 F-14A Isolated Wing (FLO-22),  $\Lambda = 25^\circ$  (Sheet 18 of 22)

FILE: A22W F14-25

0.00201 -0.01496  
 0.00500 -0.01809  
 0.01002 -0.02107  
 0.02005 -0.02457  
 0.04000 -0.02855  
 0.05997 -0.03089  
 0.08000 -0.03250  
 0.10000 -0.03369  
 0.12000 -0.03462  
 0.14002 -0.03538  
 0.16000 -0.03602  
 0.18000 -0.03655  
 0.20000 -0.03700  
 0.22000 -0.03737  
 0.24000 -0.03766  
 0.26000 -0.03788  
 0.28000 -0.03801  
 0.30000 -0.03807  
 0.32000 -0.03804  
 0.34000 -0.03794  
 0.36000 -0.03774  
 0.38000 -0.03746  
 0.40000 -0.03709  
 0.42000 -0.03664  
 0.44000 -0.03609  
 0.46000 -0.03546  
 0.48000 -0.03474  
 0.50000 -0.03393  
 0.52000 -0.03303  
 0.56000 -0.03098  
 0.60000 -0.02860  
 0.64000 -0.02590  
 0.68000 -0.02289  
 0.69998 -0.02128  
 0.72000 -0.01960  
 0.74000 -0.01786  
 0.76000 -0.01606  
 0.78000 -0.01419  
 0.80000 -0.01228  
 0.82000 -0.01031  
 0.84000 -0.00830  
 0.86000 -0.00624  
 0.88000 -0.00415  
 0.90000 -0.00202  
 0.92000 0.00013  
 0.94000 0.00230  
 0.96000 0.00449  
 0.98000 0.00669  
 1.00000 0.00890

YLE	XLE	ZLE	CHORD	THICK	ALPHA	NEWSEC
341.698	603.637	153.410	56.523	1.000	0.0	1.000
YSYM	FNU	FNL				
0.0	50.0	50.0				
TRL	SLT	XSING	ZSING			
13.7822	0.0124	0.0045	-0.0192			

R84-1788-014(18/22)B



Table 8 F-14A Isolated Wing (FLO-22),  $\Lambda = 25^\circ$  (Sheet 19 of 22)

FILE: A22W F14-25

XU	ZU
0.0	-0.01938
0.00201	-0.01271
0.00500	-0.00932
0.01002	-0.00541
0.02005	0.00018
0.04000	0.00806
0.05997	0.01399
0.08000	0.01891
0.10000	0.02318
0.12000	0.02698
0.14002	0.03042
0.16000	0.03355
0.18000	0.03642
0.20000	0.03905
0.22000	0.04147
0.24000	0.04368
0.26000	0.04570
0.28000	0.04753
0.30000	0.04917
0.32000	0.05064
0.34000	0.05192
0.36000	0.05304
0.38000	0.05398
0.40000	0.05476
0.42000	0.05537
0.44000	0.05582
0.46000	0.05610
0.48000	0.05623
0.50000	0.05621
0.52000	0.05604
0.56000	0.05526
0.60000	0.05393
0.64000	0.05209
0.68000	0.04978
0.69998	0.04845
0.72000	0.04703
0.74000	0.04551
0.76000	0.04389
0.78000	0.04220
0.80000	0.04042
0.82000	0.03857
0.84000	0.03666
0.86000	0.03469
0.88000	0.03267
0.90000	0.03061
0.92000	0.02852
0.94000	0.02640
0.96000	0.02425
0.98000	0.02210
1.00000	0.01994
XL	ZL
0.0	-0.01938
0.00201	-0.02503
0.00500	-0.02810

R84-1788-014(19/22)B

Table 8 F-14A Isolated Wing (FLO-22),  $\Lambda = 25^\circ$  (Sheet 20 of 22)

FILE: A22W F 14-25

0.01002	-0.03099								
0.02005	-0.03426								
0.04000	-0.03772								
0.05997	-0.03958								
0.08000	-0.04075								
0.10000	-0.04155								
0.12000	-0.04213								
0.14002	-0.04256								
0.16000	-0.04287								
0.18000	-0.04307								
0.20000	-0.04319								
0.22000	-0.04322								
0.24000	-0.04317								
0.26000	-0.04303								
0.28000	-0.04280								
0.30000	-0.04249								
0.32000	-0.04210								
0.34000	-0.04162								
0.36000	-0.04106								
0.38000	-0.04040								
0.40000	-0.03966								
0.42000	-0.03883								
0.44000	-0.03791								
0.46000	-0.03691								
0.48000	-0.03581								
0.50000	-0.03462								
0.52000	-0.03335								
0.56000	-0.03053								
0.60000	-0.02738								
0.64000	-0.02389								
0.68000	-0.02008								
0.69998	-0.01806								
0.72000	-0.01597								
0.74000	-0.01381								
0.76000	-0.01158								
0.78000	-0.00928								
0.80000	-0.00693								
0.82000	-0.00452								
0.84000	-0.00206								
0.86000	0.00044								
0.88000	0.00299								
0.90000	0.00558								
0.92000	0.00819								
0.94000	0.01083								
0.96000	0.01349								
0.98000	0.01616								
1.00000	0.01883								
YLE	XLE	ZLE	CHORD	THICK	ALPHA	NEWSEC			
	373.710	618.541	152.347	45.833	1.000	0.0	1.000		
YSYM	FNU	FNL							
	0.0	50.0	50.0						
TRL	SLT	XSING	ZSING						
	13.0819	0.0431	0.0046	-0.0326					
XU	ZU								
	0.0	-0.03280							

R84-1788-014(20/22)B

Table 8 F-14A Isolated Wing (FLO-22),  $\Lambda = 25^\circ$  (Sheet 21 of 22)

FILE: A22W F14-25

0.00201	-0.02607
0.00500	-0.02241
0.01002	-0.01837
0.02005	-0.01258
0.04000	-0.00439
0.05997	0.00179
0.08000	0.00694
0.10000	0.01142
0.12000	0.01544
0.14002	0.01910
0.16000	0.02246
0.18000	0.02557
0.20000	0.02847
0.22000	0.03117
0.24000	0.03368
0.26000	0.03602
0.28000	0.03820
0.30000	0.04022
0.32000	0.04207
0.34000	0.04378
0.36000	0.04533
0.38000	0.04674
0.40000	0.04800
0.42000	0.04911
0.44000	0.05008
0.46000	0.05090
0.48000	0.05159
0.50000	0.05214
0.52000	0.05256
0.56000	0.05301
0.60000	0.05297
0.64000	0.05247
0.68000	0.05153
0.69998	0.05092
0.72000	0.05021
0.74000	0.04940
0.76000	0.04852
0.78000	0.04755
0.80000	0.04652
0.82000	0.04541
0.84000	0.04425
0.86000	0.04302
0.88000	0.04175
0.90000	0.04044
0.92000	0.03909
0.94000	0.03772
0.96000	0.03632
0.98000	0.03491
1.00000	0.03349

XL	ZL
0.0	-0.03280
0.00201	-0.03857
0.00500	-0.04159
0.01002	-0.04421
0.02005	-0.04701

Table 8 F-14A Isolated Wing (FLO-22),  $\Lambda = 25^\circ$  (Sheet 22 of 22)

FILE: A22W F14-25

0.04000	-0.04939
0.05997	-0.05010
0.08000	-0.05021
0.10000	-0.05007
0.12000	-0.04981
0.14002	-0.04949
0.16000	-0.04913
0.18000	-0.04874
0.20000	-0.04830
0.22000	-0.04781
0.24000	-0.04727
0.26000	-0.04667
0.28000	-0.04600
0.30000	-0.04527
0.32000	-0.04446
0.34000	-0.04357
0.36000	-0.04261
0.38000	-0.04155
0.40000	-0.04041
0.42000	-0.03918
0.44000	-0.03786
0.46000	-0.03645
0.48000	-0.03494
0.50000	-0.03334
0.52000	-0.03164
0.56000	-0.02797
0.60000	-0.02392
0.64000	-0.01951
0.68000	-0.01476
0.69998	-0.01226
0.72000	-0.00968
0.74000	-0.00703
0.76000	-0.00431
0.78000	-0.00151
0.80000	0.00134
0.82000	0.00425
0.84000	0.00721
0.86000	0.01022
0.88000	0.01328
0.90000	0.01636
0.92000	0.01948
0.94000	0.02262
0.96000	0.02578
0.98000	0.02895
1.00000	0.03212

R84-1788-014(22/22)B

Table 9 F-14A Isolated Wing (FLO-22),  $\Lambda = 35^\circ$  (Sheet 1 of 22)

FILE: A22W F14-35

F-14 WING ALONE (35 DEGREE LE)

FNX	FNY	FNZ	FPLOT	FCONT				
48.	4.	8.	-1.	0.				
FIT	COV	P1	P2	P3	BETA	STRIP	F	
15.		1.E-6 1.6	1.00	1.0	.20	0.7	1.	
15.		1.E-6 1.6	1.00	1.0	.20	0.7	1.	
30.		1.E-6 1.6	1.00	1.0	.2	0.7		
FMACH	YA	AL	CDD					
.70	0.	4.0	0.					
ZSYM	FNC	SWEEP1	SWEEP2	SWEEP	DIHED1	DIHED2	DIHED	
	1.00	11.00	34.97	35.00	35.00	-1.13	-2.74	-2.74
YLE	XLE	ZLE	CHORD	THICK	ALPHA	NEWSEC		
	0.0	416.259	162.599	183.342	1.000	0.0	1.000	
YSYM	FNU	FNL						
	0.0	50.0	50.0					
TRL	SLT	XSING	ZSING					
	10.5740	-0.0476	0.0032	0.0041				
XU	ZU							
	0.0	0.00407						
	0.00198	0.00948						
	0.00499	0.01259						
	0.01000	0.01677						
	0.02000	0.02290						
	0.04005	0.03171						
	0.06000	0.03824						
	0.08000	0.04347						
	0.10000	0.04770						
	0.12000	0.05110						
	0.14006	0.05384						
	0.16000	0.05601						
	0.18000	0.05770						
	0.20000	0.05899						
	0.22000	0.05994						
	0.24000	0.06058						
	0.26000	0.06097						
	0.28000	0.06113						
	0.30000	0.06109						
	0.32000	0.06087						
	0.34000	0.06049						
	0.36000	0.05997						
	0.38000	0.05933						
	0.40000	0.05856						
	0.42000	0.05768						
	0.44000	0.05670						
	0.46000	0.05561						
	0.48000	0.05444						
	0.50000	0.05317						
	0.52000	0.05182						
	0.56000	0.04885						
	0.60000	0.04555						
	0.64000	0.04193						
	0.68000	0.03799						
	0.70000	0.03590						
	0.72000	0.03375						

R84-1788-015(1/22)B

Table 9 F-14A Isolated Wing (FLO-22),  $\Lambda = 35^\circ$  (Sheet 2 of 22)

FILE: A22W F14-35

0.74000	0.03151
0.76000	0.02921
0.78000	0.02685
0.80000	0.02442
0.82000	0.02192
0.84000	0.01937
0.86000	0.01677
0.88000	0.01412
0.90000	0.01143
0.92000	0.00870
0.94000	0.00594
0.96000	0.00315
0.98000	0.00035
1.00000	-0.00246
XL	ZL
0.0	0.00407
0.00198	-0.00141
0.00499	-0.00531
0.01000	-0.00945
0.02000	-0.01471
0.04005	-0.02127
0.06000	-0.02547
0.08000	-0.02849
0.10000	-0.03077
0.12000	-0.03253
0.14006	-0.03390
0.16000	-0.03497
0.18000	-0.03579
0.20000	-0.03640
0.22000	-0.03683
0.24000	-0.03709
0.26000	-0.03721
0.28000	-0.03719
0.30000	-0.03704
0.32000	-0.03679
0.34000	-0.03643
0.36000	-0.03597
0.38000	-0.03542
0.40000	-0.03480
0.42000	-0.03411
0.44000	-0.03335
0.46000	-0.03253
0.48000	-0.03167
0.50000	-0.03076
0.52000	-0.02981
0.56000	-0.02783
0.60000	-0.02575
0.64000	-0.02362
0.68000	-0.02147
0.70000	-0.02040
0.72000	-0.01933
0.74000	-0.01827
0.76000	-0.01722
0.78000	-0.01618
0.80000	-0.01516

R84-1788-015(2/22)B

Table 9 F-14A Isolated Wing (FLO-22),  $\Lambda = 35^\circ$  (Sheet 3 of 22)

FILE: A22W F14-35

0.82000	-0.01415							
0.84000	-0.01316							
0.86000	-0.01218							
0.88000	-0.01121							
0.90000	-0.01027							
0.92000	-0.00933							
0.94000	-0.00841							
0.96000	-0.00750							
0.98000	-0.00659							
1.00000	-0.00569							
YLE	XLE	ZLE	CHORD	THICK	ALPHA	NEWSEC		
	68.500	464.234	161.177	157.040	1.000	0.0	1.000	
YSYM	FNU	FNL						
	0.0	50.0	50.0					
TRL	SLT	XSING	ZSING					
	10.6746	-0.0462	0.0034	0.0052				
XU	ZU							
	0.0	0.00527						
	0.00198	0.01078						
	0.00499	0.01390						
	0.01000	0.01781						
	0.02000	0.02355						
	0.04005	0.03175						
	0.06000	0.03783						
	0.08000	0.04271						
	0.10000	0.04670						
	0.12000	0.04997						
	0.14006	0.05266						
	0.16000	0.05483						
	0.18000	0.05658						
	0.20000	0.05796						
	0.22000	0.05901						
	0.24000	0.05978						
	0.26000	0.06030						
	0.28000	0.06058						
	0.30000	0.06066						
	0.32000	0.06055						
	0.34000	0.06027						
	0.36000	0.05983						
	0.38000	0.05924						
	0.40000	0.05852						
	0.42000	0.05766						
	0.44000	0.05669						
	0.46000	0.05559						
	0.48000	0.05439						
	0.50000	0.05308						
	0.52000	0.05167						
	0.56000	0.04855						
	0.60000	0.04506						
	0.64000	0.04123						
	0.68000	0.03708						
	0.70000	0.03489						
	0.72000	0.03264						
	0.74000	0.03031						
	0.76000	0.02792						

R84-1788-015(3/22)B

Table 9 F-14A Isolated Wing (FLO-22),  $\Lambda = 35^\circ$  (Sheet 4 of 22)

FILE: A22W F14-35

0.78000	0.02547
0.80000	0.02297
0.82000	0.02042
0.84000	0.01781
0.86000	0.01517
0.88000	0.01249
0.90000	0.00977
0.92000	0.00703
0.94000	0.00427
0.96000	0.00148
0.98000	-0.00131
1.00000	-0.00411
XL	ZL
0.0	0.00527
0.00198	-0.00009
0.00499	-0.00373
0.01000	-0.00755
0.02000	-0.01237
0.04005	-0.01830
0.06000	-0.02206
0.08000	-0.02477
0.10000	-0.02681
0.12000	-0.02840
0.14006	-0.02967
0.16000	-0.03066
0.18000	-0.03146
0.20000	-0.03208
0.22000	-0.03255
0.24000	-0.03289
0.26000	-0.03310
0.28000	-0.03321
0.30000	-0.03322
0.32000	-0.03314
0.34000	-0.03297
0.36000	-0.03272
0.38000	-0.03240
0.40000	-0.03201
0.42000	-0.03155
0.44000	-0.03103
0.46000	-0.03046
0.48000	-0.02984
0.50000	-0.02917
0.52000	-0.02846
0.56000	-0.02693
0.60000	-0.02527
0.64000	-0.02352
0.68000	-0.02168
0.70000	-0.02075
0.72000	-0.01980
0.74000	-0.01885
0.76000	-0.01789
0.78000	-0.01693
0.80000	-0.01596
0.82000	-0.01500
0.84000	-0.01403

R84-1788-015(4/22)B



Table 9 F-14A Isolated Wing (FLO-22),  $\Lambda = 35^\circ$  (Sheet 5 of 22)

FILE: A22W F14-35

0.86000	-0.01307						
0.88000	-0.01211						
0.90000	-0.01116						
0.92000	-0.01021						
0.94000	-0.00926						
0.96000	-0.00832						
0.98000	-0.00738						
1.00000	-0.00644						
YLE	XLE	ZLE	CHORD	THICK	ALPHA	NEWSEC	
99.000	485.594	160.544	145.329	1.000	0.0	1.000	
YSYM	FNU	FNL					
	0.0	50.0	50.0				
TRL	SLT	XSING	ZSING				
10.7318	-0.0457	0.0033	0.0060				
XU	ZU						
0.0	0.00595						
0.00198	0.01152						
0.00499	0.01463						
0.01000	0.01840						
0.02000	0.02391						
0.04005	0.03177						
0.06000	0.03760						
0.08000	0.04229						
0.10000	0.04614						
0.12000	0.04933						
0.14006	0.05199						
0.16000	0.05416						
0.18000	0.05595						
0.20000	0.05738						
0.22000	0.05849						
0.24000	0.05933						
0.26000	0.05992						
0.28000	0.06027						
0.30000	0.06042						
0.32000	0.06037						
0.34000	0.06015						
0.36000	0.05975						
0.38000	0.05920						
0.40000	0.05850						
0.42000	0.05766						
0.44000	0.05668						
0.46000	0.05558						
0.48000	0.05436						
0.50000	0.05303						
0.52000	0.05158						
0.56000	0.04838						
0.60000	0.04479						
0.64000	0.04084						
0.68000	0.03657						
0.70000	0.03433						
0.72000	0.03201						
0.74000	0.02963						
0.76000	0.02720						
0.78000	0.02470						
0.80000	0.02216						

R84-1788-015(5/22)B

Table 9 F-14A Isolated Wing (FLO-22),  $\Lambda = 35^\circ$  (Sheet 6 of 22)

FILE: A22W F14-35

0.82000	0.01957
0.84000	0.01694
0.86000	0.01427
0.88000	0.01157
0.90000	0.00884
0.92000	0.00609
0.94000	0.00333
0.96000	0.00055
0.98000	-0.00224
1.00000	-0.00504
XL	ZL
0.0	0.00595
0.00198	0.00065
0.00499	-0.00284
0.01000	-0.00648
0.02000	-0.01106
0.04005	-0.01662
0.06000	-0.02014
0.08000	-0.02267
0.10000	-0.02459
0.12000	-0.02609
0.14006	-0.02729
0.16000	-0.02825
0.18000	-0.02903
0.20000	-0.02965
0.22000	-0.03014
0.24000	-0.03052
0.26000	-0.03080
0.28000	-0.03098
0.30000	-0.03108
0.32000	-0.03109
0.34000	-0.03103
0.36000	-0.03090
0.38000	-0.03070
0.40000	-0.03044
0.42000	-0.03011
0.44000	-0.02973
0.46000	-0.02930
0.48000	-0.02882
0.50000	-0.02828
0.52000	-0.02771
0.56000	-0.02643
0.60000	-0.02501
0.64000	-0.02346
0.68000	-0.02181
0.70000	-0.02095
0.72000	-0.02007
0.74000	-0.01917
0.76000	-0.01827
0.78000	-0.01734
0.80000	-0.01641
0.82000	-0.01547
0.84000	-0.01453
0.86000	-0.01358
0.88000	-0.01262

R84-1788-015(6/22)B

Table 9 F-14A Isolated Wing (FLO-22),  $\Lambda = 35^\circ$  (Sheet 7 of 22)

FILE: A22W F14-35

	0.90000	-0.01166						
	0.92000	-0.01070						
	0.94000	-0.00974						
	0.96000	-0.00878						
	0.98000	-0.00782						
	1.00000	-0.00686						
YLE	XLE	ZLE	CHORD	THICK	ALPHA	NEWSEC		
	127.230	505.366	159.958	134.489	1.000	0.0	1.000	
YSYM	FNU	FNL						
	0.0	50.0	50.0					
TRL	SLT	XSING	ZSING					
	10.7465	-0.0451	0.0034	0.0068				
XU	ZU							
	0.0	0.00667						
	0.00198	0.01231						
	0.00499	0.01543						
	0.01000	0.01904						
	0.02000	0.02430						
	0.04005	0.03179						
	0.06000	0.03735						
	0.08000	0.04183						
	0.10000	0.04554						
	0.12000	0.04865						
	0.14006	0.05127						
	0.16000	0.05345						
	0.18000	0.05526						
	0.20000	0.05675						
	0.22000	0.05793						
	0.24000	0.05885						
	0.26000	0.05951						
	0.28000	0.05994						
	0.30000	0.06016						
	0.32000	0.06018						
	0.34000	0.06001						
	0.36000	0.05966						
	0.38000	0.05915						
	0.40000	0.05847						
	0.42000	0.05765						
	0.44000	0.05668						
	0.46000	0.05557						
	0.48000	0.05434						
	0.50000	0.05297						
	0.52000	0.05149						
	0.56000	0.04820						
	0.60000	0.04449						
	0.64000	0.04042						
	0.68000	0.03602						
	0.70000	0.03371						
	0.72000	0.03134						
	0.74000	0.02890						
	0.76000	0.02641						
	0.78000	0.02387						
	0.80000	0.02128						
	0.82000	0.01865						
	0.84000	0.01599						

R84-1788-015(7/22)B

Table 9 F-14A Isolated Wing (FLO-22),  $\Lambda = 35^\circ$  (Sheet 8 of 22)

FILE: A22W F14-35

0.86000	0.01330
0.88000	0.01058
0.90000	0.00784
0.92000	0.00508
0.94000	0.00231
0.96000	-0.00047
0.98000	-0.00325
1.00000	-0.00604
XL	ZL
0.0	0.00667
0.00198	0.00145
0.00499	-0.00188
0.01000	-0.00532
0.02000	-0.00964
0.04005	-0.01482
0.06000	-0.01807
0.08000	-0.02041
0.10000	-0.02219
0.12000	-0.02359
0.14006	-0.02472
0.16000	-0.02564
0.18000	-0.02640
0.20000	-0.02703
0.22000	-0.02755
0.24000	-0.02797
0.26000	-0.02831
0.28000	-0.02857
0.30000	-0.02876
0.32000	-0.02888
0.34000	-0.02893
0.36000	-0.02893
0.38000	-0.02886
0.40000	-0.02874
0.42000	-0.02856
0.44000	-0.02833
0.46000	-0.02804
0.48000	-0.02771
0.50000	-0.02732
0.52000	-0.02689
0.56000	-0.02589
0.60000	-0.02472
0.64000	-0.02339
0.68000	-0.02194
0.70000	-0.02116
0.72000	-0.02036
0.74000	-0.01953
0.76000	-0.01867
0.78000	-0.01780
0.80000	-0.01690
0.82000	-0.01599
0.84000	-0.01506
0.86000	-0.01412
0.88000	-0.01317
0.90000	-0.01220
0.92000	-0.01123

R84-1788-015(8/22)B

Table 9 F-14A Isolated Wing (FLO-22),  $\Lambda = 35^\circ$  (Sheet 9 of 22)

FILE: A22W

F14-35

0.94000	-0.01026						
0.96000	-0.00928						
0.98000	-0.00829						
1.00000	-0.00731						
YLE	XLE	ZLE	CHORD	THICK	ALPHA	NEWSEC	
159.985	528.306	159.278	121.912	1.000	0.0	1.000	
YSYM	FNU	FNL					
0.0	50.0	50.0					
TRL	SLT	XSING	ZSING				
10.7901	-0.0440	0.0035	0.0080				
XU	ZU						
0.0	0.00768						
0.00198	0.01341						
0.00499	0.01652						
0.01000	0.01992						
0.02000	0.02484						
0.04005	0.03182						
0.06000	0.03700						
0.08000	0.04119						
0.10000	0.04470						
0.12000	0.04770						
0.14006	0.05027						
0.16000	0.05245						
0.18000	0.05432						
0.20000	0.05588						
0.22000	0.05715						
0.24000	0.05817						
0.26000	0.05895						
0.28000	0.05949						
0.30000	0.05980						
0.32000	0.05991						
0.34000	0.05982						
0.36000	0.05954						
0.38000	0.05908						
0.40000	0.05844						
0.42000	0.05764						
0.44000	0.05667						
0.46000	0.05556						
0.48000	0.05430						
0.50000	0.05290						
0.52000	0.05137						
0.56000	0.04795						
0.60000	0.04409						
0.64000	0.03984						
0.68000	0.03526						
0.70000	0.03287						
0.72000	0.03041						
0.74000	0.02789						
0.76000	0.02533						
0.78000	0.02272						
0.80000	0.02007						
0.82000	0.01739						
0.84000	0.01468						
0.86000	0.01195						
0.88000	0.00921						

R84-1788-015(9/22)B

Table 9 F-14A Isolated Wing (FLO-22),  $\Lambda = 35^\circ$  (Sheet 10 of 22)

FILE: A22W F 14-35

0.90000	0.00645
0.92000	0.00368
0.94000	0.00091
0.96000	-0.00187
0.98000	-0.00465
1.00000	-0.00743
XL	ZL
0.0	0.00768
0.00198	0.00255
0.00499	-0.00054
0.01000	-0.00373
0.02000	-0.00767
0.04005	-0.01232
0.06000	-0.01521
0.08000	-0.01728
0.10000	-0.01886
0.12000	-0.02013
0.14006	-0.02116
0.16000	-0.02203
0.18000	-0.02276
0.20000	-0.02340
0.22000	-0.02395
0.24000	-0.02444
0.26000	-0.02486
0.28000	-0.02523
0.30000	-0.02555
0.32000	-0.02581
0.34000	-0.02603
0.36000	-0.02620
0.38000	-0.02632
0.40000	-0.02639
0.42000	-0.02642
0.44000	-0.02639
0.46000	-0.02631
0.48000	-0.02617
0.50000	-0.02599
0.52000	-0.02576
0.56000	-0.02514
0.60000	-0.02432
0.64000	-0.02331
0.68000	-0.02211
0.70000	-0.02145
0.72000	-0.02075
0.74000	-0.02001
0.76000	-0.01923
0.78000	-0.01842
0.80000	-0.01758
0.82000	-0.01670
0.84000	-0.01580
0.86000	-0.01487
0.88000	-0.01392
0.90000	-0.01295
0.92000	-0.01197
0.94000	-0.01097
0.96000	-0.00997

R84-1788-015(10/22)B

Table 9 F-14A Isolated Wing (FLO-22),  $\Lambda = 35^\circ$  (Sheet 11 of 22)

FILE: A22W F14-35

0.98000	-0.00895						
1.00000	-0.00794						
YLE	XLE	ZLE	CHORD	THICK	ALPHA	NEWSEC	
192.740	551.254	158.393	109.327	1.000	0.0	1.000	
YSYM	FNU	FNL					
	0.0	50.0	50.0				
TRL	SLT	XSING	ZSING				
11.3779	-0.0361	0.0035	0.0066				
XU	ZU						
0.0	0.00652						
0.00198	0.01219						
0.00499	0.01515						
0.01000	0.01851						
0.02000	0.02329						
0.04005	0.02992						
0.06000	0.03482						
0.08000	0.03880						
0.10000	0.04217						
0.12000	0.04508						
0.14006	0.04761						
0.16000	0.04979						
0.18000	0.05168						
0.20000	0.05330						
0.22000	0.05465						
0.24000	0.05575						
0.26000	0.05662						
0.28000	0.05727						
0.30000	0.05770						
0.32000	0.05793						
0.34000	0.05797						
0.36000	0.05781						
0.38000	0.05747						
0.40000	0.05696						
0.42000	0.05628						
0.44000	0.05544						
0.46000	0.05445						
0.48000	0.05331						
0.50000	0.05203						
0.52000	0.05062						
0.56000	0.04742						
0.60000	0.04377						
0.64000	0.03972						
0.68000	0.03533						
0.70000	0.03302						
0.72000	0.03064						
0.74000	0.02821						
0.76000	0.02572						
0.78000	0.02319						
0.80000	0.02062						
0.82000	0.01801						
0.84000	0.01537						
0.86000	0.01271						
0.88000	0.01003						
0.90000	0.00733						
0.92000	0.00462						

R84-1788-015(11/22)B

Table 9 F-14A Isolated Wing (FLO-22),  $\Lambda = 35^\circ$  (Sheet 12 of 22)

FILE: A22W F14-35

	0.94000	0.00191
	0.96000	-0.00081
	0.98000	-0.00352
	1.00000	-0.00624
XL	ZL	
	0.0	0.00652
	0.00198	0.00128
	0.00499	-0.00172
	0.01000	-0.00478
	0.02000	-0.00852
	0.04005	-0.01292
	0.06000	-0.01571
	0.08000	-0.01778
	0.10000	-0.01940
	0.12000	-0.02074
	0.14006	-0.02187
	0.16000	-0.02285
	0.18000	-0.02371
	0.20000	-0.02448
	0.22000	-0.02518
	0.24000	-0.02581
	0.26000	-0.02638
	0.28000	-0.02689
	0.30000	-0.02735
	0.32000	-0.02775
	0.34000	-0.02809
	0.36000	-0.02837
	0.38000	-0.02860
	0.40000	-0.02876
	0.42000	-0.02886
	0.44000	-0.02889
	0.46000	-0.02886
	0.48000	-0.02876
	0.50000	-0.02860
	0.52000	-0.02837
	0.56000	-0.02770
	0.60000	-0.02678
	0.64000	-0.02560
	0.68000	-0.02419
	0.70000	-0.02340
	0.72000	-0.02256
	0.74000	-0.02166
	0.76000	-0.02072
	0.78000	-0.01973
	0.80000	-0.01869
	0.82000	-0.01762
	0.84000	-0.01651
	0.86000	-0.01537
	0.88000	-0.01420
	0.90000	-0.01301
	0.92000	-0.01179
	0.94000	-0.01056
	0.96000	-0.00932
	0.98000	-0.00807
	1.00000	-0.00681

R84-1788-015(12/22)B



Table 9 F-14A Isolated Wing (FLO-22),  $\Lambda = 35^\circ$  (Sheet 13 of 22)

FILE: A22W F14-35

YLE	XLE	ZLE	CHORD	THICK	ALPHA	NEWSEC
225.495	574.212	157.275	96.732	1.000	0.0	1.000
YSYM	FNU	FNL				
0.0	50.0	50.0				
TRL	SLT	XSING	ZSING			
11.8518	-0.0273	0.0037	0.0027			
XU	ZU					
0.0	0.00265					
0.00198	0.00839					
0.00499	0.01139					
0.01000	0.01478					
0.02000	0.01962					
0.04005	0.02634					
0.06000	0.03133					
0.08000	0.03539					
0.10000	0.03886					
0.12000	0.04187					
0.14006	0.04451					
0.16000	0.04682					
0.18000	0.04885					
0.20000	0.05062					
0.22000	0.05214					
0.24000	0.05341					
0.26000	0.05447					
0.28000	0.05531					
0.30000	0.05595					
0.32000	0.05639					
0.34000	0.05663					
0.36000	0.05669					
0.38000	0.05657					
0.40000	0.05628					
0.42000	0.05582					
0.44000	0.05520					
0.46000	0.05442					
0.48000	0.05350					
0.50000	0.05243					
0.52000	0.05123					
0.56000	0.04843					
0.60000	0.04517					
0.64000	0.04148					
0.68000	0.03743					
0.70000	0.03527					
0.72000	0.03304					
0.74000	0.03076					
0.76000	0.02841					
0.78000	0.02601					
0.80000	0.02356					
0.82000	0.02107					
0.84000	0.01854					
0.86000	0.01598					
0.88000	0.01340					
0.90000	0.01080					
0.92000	0.00818					
0.94000	0.00556					
0.96000	0.00293					

R84-1788-015(13/22)B

Table 9 F-14A Isolated Wing (FLO-22),  $\Lambda = 35^\circ$  (Sheet 14 of 22)

FILE: A22W F14-35

	0.98000	0.00030					
	1.00000	-0.00233					
XL		ZL					
	0.0	0.00265					
	0.00198	-0.00261					
	0.00499	-0.00562					
	0.01000	-0.00862					
	0.02000	-0.01228					
	0.04005	-0.01655					
	0.06000	-0.01922					
	0.08000	-0.02118					
	0.10000	-0.02270					
	0.12000	-0.02395					
	0.14006	-0.02499					
	0.16000	-0.02589					
	0.18000	-0.02668					
	0.20000	-0.02739					
	0.22000	-0.02802					
	0.24000	-0.02858					
	0.26000	-0.02909					
	0.28000	-0.02953					
	0.30000	-0.02991					
	0.32000	-0.03023					
	0.34000	-0.03048					
	0.36000	-0.03067					
	0.38000	-0.03080					
	0.40000	-0.03086					
	0.42000	-0.03084					
	0.44000	-0.03076					
	0.46000	-0.03060					
	0.48000	-0.03036					
	0.50000	-0.03007					
	0.52000	-0.02969					
	0.56000	-0.02871					
	0.60000	-0.02746					
	0.64000	-0.02592					
	0.68000	-0.02413					
	0.70000	-0.02314					
	0.72000	-0.02209					
	0.74000	-0.02098					
	0.76000	-0.01982					
	0.78000	-0.01861					
	0.80000	-0.01735					
	0.82000	-0.01605					
	0.84000	-0.01470					
	0.86000	-0.01332					
	0.88000	-0.01190					
	0.90000	-0.01046					
	0.92000	-0.00899					
	0.94000	-0.00751					
	0.96000	-0.00601					
	0.98000	-0.00450					
	1.00000	-0.00298					
YLE	XLE	ZLE	CHORD	THICK	ALPHA	NEWSEC	
258.250	597.170	156.156	84.137	1.000	0.0	1.000	

R84-1788-015(14/22)B

Table 9 F-14A Isolated Wing (FLO-22),  $\Lambda = 35^\circ$  (Sheet 15 of 22)

FILE: A22W F14-35

YSYM	FNU	FNL		
	0.0	50.0	50.0	
TRL	SLT	XSING	ZSING	
	12.5089	-0.0159	0.0037	-0.0021
XU	ZU			
0.0	-0.00237			
0.00198	0.00345			
0.00499	0.00650			
0.01000	0.00993			
0.02000	0.01484			
0.04005	0.02169			
0.06000	0.02679			
0.08000	0.03097			
0.10000	0.03456			
0.12000	0.03770			
0.14006	0.04049			
0.16000	0.04296			
0.18000	0.04517			
0.20000	0.04714			
0.22000	0.04887			
0.24000	0.05038			
0.26000	0.05168			
0.28000	0.05277			
0.30000	0.05367			
0.32000	0.05438			
0.34000	0.05490			
0.36000	0.05524			
0.38000	0.05540			
0.40000	0.05539			
0.42000	0.05522			
0.44000	0.05488			
0.46000	0.05439			
0.48000	0.05374			
0.50000	0.05295			
0.52000	0.05202			
0.56000	0.04975			
0.60000	0.04698			
0.64000	0.04377			
0.68000	0.04015			
0.70000	0.03820			
0.72000	0.03617			
0.74000	0.03407			
0.76000	0.03190			
0.78000	0.02967			
0.80000	0.02738			
0.82000	0.02504			
0.84000	0.02265			
0.86000	0.02023			
0.88000	0.01778			
0.90000	0.01531			
0.92000	0.01281			
0.94000	0.01031			
0.96000	0.00779			
0.98000	0.00526			
1.00000	0.00274			

R84-1788-015(15/22)B

Table 9 F-14A Isolated Wing (FLO-22),  $\Lambda = 35^\circ$  (Sheet 16 of 22)

FILE: A22W F14-35

XL	ZL	YLE	XLE	ZLE	CHORD	THICK	ALPHA	NEWSEC
0.0	-0.00237							
0.00198	-0.00766							
0.00499	-0.01069							
0.01000	-0.01360							
0.02000	-0.01717							
0.04005	-0.02127							
0.06000	-0.02379							
0.08000	-0.02560							
0.10000	-0.02699							
0.12000	-0.02811							
0.14006	-0.02905							
0.16000	-0.02985							
0.18000	-0.03055							
0.20000	-0.03117							
0.22000	-0.03172							
0.24000	-0.03219							
0.26000	-0.03261							
0.28000	-0.03295							
0.30000	-0.03324							
0.32000	-0.03345							
0.34000	-0.03359							
0.36000	-0.03366							
0.38000	-0.03366							
0.40000	-0.03358							
0.42000	-0.03342							
0.44000	-0.03318							
0.46000	-0.03286							
0.48000	-0.03245							
0.50000	-0.03197							
0.52000	-0.03140							
0.56000	-0.03003							
0.60000	-0.02834							
0.64000	-0.02634							
0.68000	-0.02405							
0.70000	-0.02280							
0.72000	-0.02149							
0.74000	-0.02010							
0.76000	-0.01866							
0.78000	-0.01716							
0.80000	-0.01561							
0.82000	-0.01400							
0.84000	-0.01235							
0.86000	-0.01065							
0.88000	-0.00892							
0.90000	-0.00715							
0.92000	-0.00536							
0.94000	-0.00354							
0.96000	-0.00170							
0.98000	0.00014							
1.00000	0.00200							
		291.005	620.129	155.038	71.541	1.000	0.0	1.000
		YSYM	FNU	FNL				
		0.0	50.0	50.0				

R84-1788-015(16/22)B

Table 9 F-14A Isolated Wing (FLO-22),  $\Lambda = 35^\circ$  (Sheet 17 of 22)

FILE: A22W F14-35

TRL	SLT	XSING	ZSING
13.0638	-0.0022	0.0037	-0.0091
XU	ZU		
0.0	-0.00916		
0.00198	-0.00338		
0.00499	-0.00018		
0.01000	0.00333		
0.02000	0.00837		
0.04005	0.01542		
0.06000	0.02068		
0.08000	0.02500		
0.10000	0.02872		
0.12000	0.03201		
0.14006	0.03496		
0.16000	0.03760		
0.18000	0.03999		
0.20000	0.04216		
0.22000	0.04411		
0.24000	0.04586		
0.26000	0.04741		
0.28000	0.04878		
0.30000	0.04996		
0.32000	0.05097		
0.34000	0.05180		
0.36000	0.05246		
0.38000	0.05296		
0.40000	0.05329		
0.42000	0.05347		
0.44000	0.05348		
0.46000	0.05335		
0.48000	0.05306		
0.50000	0.05263		
0.52000	0.05206		
0.56000	0.05051		
0.60000	0.04845		
0.64000	0.04593		
0.68000	0.04297		
0.70000	0.04135		
0.72000	0.03963		
0.74000	0.03784		
0.76000	0.03596		
0.78000	0.03401		
0.80000	0.03199		
0.82000	0.02991		
0.84000	0.02778		
0.86000	0.02561		
0.88000	0.02339		
0.90000	0.02114		
0.92000	0.01886		
0.94000	0.01656		
0.96000	0.01425		
0.98000	0.01193		
1.00000	0.00960		
XL	ZL		
0.0	-0.00916		

R84-1788-015(17/22)B

Table 9 F-14A Isolated Wing (FLO-22),  $\Lambda = 35^\circ$  (Sheet 18 of 22)

FILE: A22W F14-35

0.00198 -0.01455  
 0.00499 -0.01752  
 0.01000 -0.02035  
 0.02000 -0.02377  
 0.04005 -0.02763  
 0.06000 -0.02993  
 0.08000 -0.03151  
 0.10000 -0.03270  
 0.12000 -0.03363  
 0.14006 -0.03440  
 0.16000 -0.03504  
 0.18000 -0.03558  
 0.20000 -0.03604  
 0.22000 -0.03642  
 0.24000 -0.03673  
 0.26000 -0.03697  
 0.28000 -0.03713  
 0.30000 -0.03722  
 0.32000 -0.03722  
 0.34000 -0.03715  
 0.36000 -0.03700  
 0.38000 -0.03677  
 0.40000 -0.03645  
 0.42000 -0.03605  
 0.44000 -0.03556  
 0.46000 -0.03498  
 0.48000 -0.03432  
 0.50000 -0.03356  
 0.52000 -0.03273  
 0.56000 -0.03080  
 0.60000 -0.02853  
 0.64000 -0.02593  
 0.68000 -0.02302  
 0.70000 -0.02145  
 0.72000 -0.01981  
 0.74000 -0.01810  
 0.76000 -0.01632  
 0.78000 -0.01448  
 0.80000 -0.01258  
 0.82000 -0.01062  
 0.84000 -0.00861  
 0.86000 -0.00655  
 0.88000 -0.00446  
 0.90000 -0.00232  
 0.92000 -0.00015  
 0.94000 0.00205  
 0.96000 0.00426  
 0.98000 0.00649  
 1.00000 0.00873

YLE	XLE	ZLE	CHORD	THICK	ALPHA	NEWSEC
323.760	643.087	153.920	58.946	1.000	0.0	1.000
YSYM	FNU	FNL				
	0.0	50.0	50.0			
TRL	SLT	XSING	ZSING			
13.1865	0.0186	0.0038	-0.0188			

R84-1788-015(18/22)B

Table 9 F-14A Isolated Wing (FLO-22),  $\Lambda = 35^\circ$  (Sheet 19 of 22)

FILE: A22W F14-35

XU	ZU
0.0	-0.01886
0.00198	-0.01298
0.00499	-0.00965
0.01000	-0.00604
0.02000	-0.00088
0.04005	0.00641
0.06000	0.01187
0.08000	0.01638
0.10000	0.02027
0.12000	0.02373
0.14006	0.02686
0.16000	0.02970
0.18000	0.03230
0.20000	0.03470
0.22000	0.03689
0.24000	0.03891
0.26000	0.04075
0.28000	0.04243
0.30000	0.04395
0.32000	0.04531
0.34000	0.04651
0.36000	0.04756
0.38000	0.04846
0.40000	0.04921
0.42000	0.04981
0.44000	0.05027
0.46000	0.05059
0.48000	0.05077
0.50000	0.05081
0.52000	0.05072
0.56000	0.05016
0.60000	0.04909
0.64000	0.04757
0.68000	0.04561
0.70000	0.04448
0.72000	0.04326
0.74000	0.04195
0.76000	0.04055
0.78000	0.03907
0.80000	0.03752
0.82000	0.03590
0.84000	0.03422
0.86000	0.03249
0.88000	0.03071
0.90000	0.02888
0.92000	0.02703
0.94000	0.02514
0.96000	0.02324
0.98000	0.02132
1.00000	0.01939
XL	ZL
0.0	-0.01886
0.00198	-0.02428
0.00499	-0.02723

R84-1788-015(19/22)B

Table 9 F-14A Isolated Wing (FLO-22),  $\Lambda = 35^\circ$  (Sheet 20 of 22)

FILE: A22W F14-35

0.01000	-0.02998								
0.02000	-0.03316								
0.04005	-0.03657								
0.06000	-0.03843								
0.08000	-0.03960								
0.10000	-0.04042								
0.12000	-0.04101								
0.14006	-0.04145								
0.16000	-0.04177								
0.18000	-0.04200								
0.20000	-0.04214								
0.22000	-0.04220								
0.24000	-0.04217								
0.26000	-0.04207								
0.28000	-0.04188								
0.30000	-0.04162								
0.32000	-0.04127								
0.34000	-0.04084								
0.36000	-0.04033								
0.38000	-0.03973								
0.40000	-0.03905								
0.42000	-0.03829								
0.44000	-0.03743								
0.46000	-0.03649								
0.48000	-0.03546								
0.50000	-0.03434								
0.52000	-0.03313								
0.56000	-0.03046								
0.60000	-0.02743								
0.64000	-0.02407								
0.68000	-0.02037								
0.70000	-0.01841								
0.72000	-0.01636								
0.74000	-0.01424								
0.76000	-0.01205								
0.78000	-0.00979								
0.80000	-0.00746								
0.82000	-0.00507								
0.84000	-0.00263								
0.86000	-0.00013								
0.88000	0.00242								
0.90000	0.00500								
0.92000	0.00762								
0.94000	0.01027								
0.96000	0.01295								
0.98000	0.01564								
1.00000	0.01833								
YLE	XLE	ZLE	CHORD	THICK	ALPHA	NEWSEC			
345.147	658.077	153.189	50.722	1.000	0.0	1.000			
YSYM	FNU	FNL							
0.0	50.0	50.0							
TRL	SLT	XSING	ZSING						
12.6467	0.0407	0.0041	-0.0276						
XU	ZU								
0.0	-0.02779								

R84-1788-015(20/22)B



Table 9 F-14A Isolated Wing (FLO-22),  $\Lambda = 35^\circ$  (Sheet 21 of 22)

FILE: A22W F14-35

0.00198	-0.02173
0.00499	-0.01837
0.01000	-0.01469
0.02000	-0.00942
0.04005	-0.00193
0.06000	0.00371
0.08000	0.00838
0.10000	0.01243
0.12000	0.01603
0.14006	0.01930
0.16000	0.02229
0.18000	0.02504
0.20000	0.02760
0.22000	0.02997
0.24000	0.03218
0.26000	0.03422
0.28000	0.03612
0.30000	0.03786
0.32000	0.03947
0.34000	0.04093
0.36000	0.04225
0.38000	0.04344
0.40000	0.04450
0.42000	0.04542
0.44000	0.04621
0.46000	0.04687
0.48000	0.04741
0.50000	0.04782
0.52000	0.04811
0.56000	0.04834
0.60000	0.04811
0.64000	0.04747
0.68000	0.04642
0.70000	0.04576
0.72000	0.04502
0.74000	0.04419
0.76000	0.04328
0.78000	0.04231
0.80000	0.04126
0.82000	0.04015
0.84000	0.03899
0.86000	0.03778
0.88000	0.03652
0.90000	0.03523
0.92000	0.03390
0.94000	0.03255
0.96000	0.03118
0.98000	0.02980
1.00000	0.02841

XL	ZL
0.0	-0.02779
0.00198	-0.03330
0.00499	-0.03621
0.01000	-0.03885
0.02000	-0.04176

R84-1788-015(21/22)B

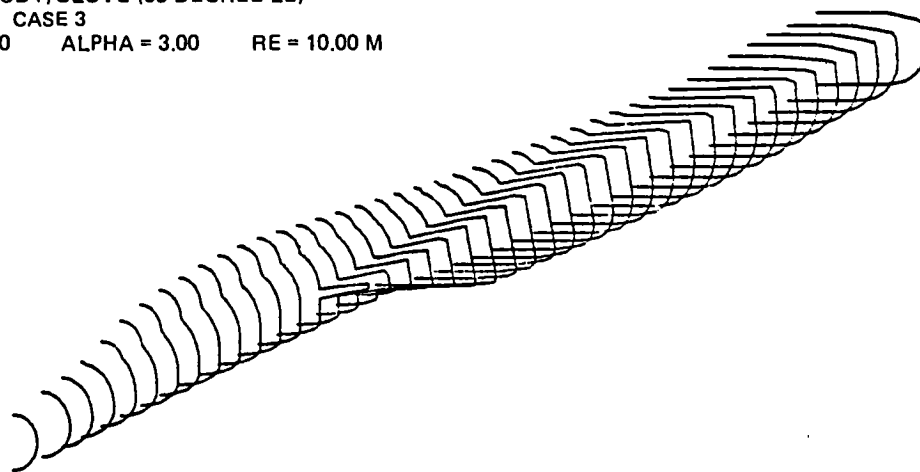
Table 9 F-14A Isolated Wing (FLO-22),  $\Lambda = 35^\circ$  (Sheet 22 of 22)

FILE: A22W F 14-35

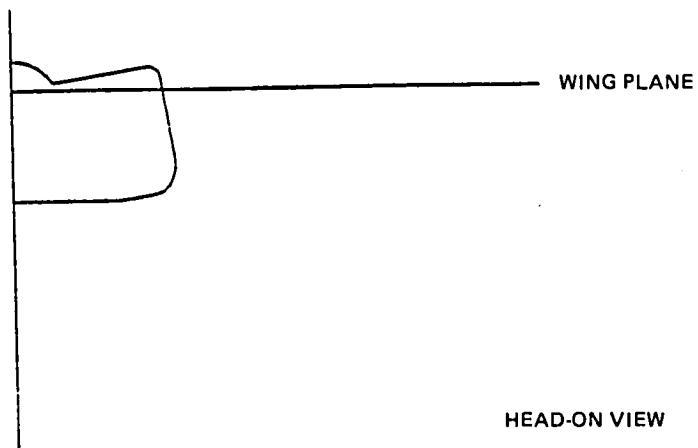
0.04005	-0.04457
0.06000	-0.04583
0.08000	-0.04643
0.10000	-0.04670
0.12000	-0.04679
0.14006	-0.04675
0.16000	-0.04662
0.18000	-0.04642
0.20000	-0.04615
0.22000	-0.04582
0.24000	-0.04543
0.26000	-0.04497
0.28000	-0.04445
0.30000	-0.04386
0.32000	-0.04320
0.34000	-0.04247
0.36000	-0.04166
0.38000	-0.04077
0.40000	-0.03980
0.42000	-0.03874
0.44000	-0.03760
0.46000	-0.03637
0.48000	-0.03505
0.50000	-0.03365
0.52000	-0.03215
0.56000	-0.02888
0.60000	-0.02525
0.64000	-0.02126
0.68000	-0.01693
0.70000	-0.01464
0.72000	-0.01227
0.74000	-0.00982
0.76000	-0.00729
0.78000	-0.00469
0.80000	-0.00203
0.82000	0.00070
0.84000	0.00349
0.86000	0.00633
0.88000	0.00921
0.90000	0.01214
0.92000	0.01511
0.94000	0.01810
0.96000	0.02111
0.98000	0.02414
1.00000	0.02718

R84-1788-015(22/22)B

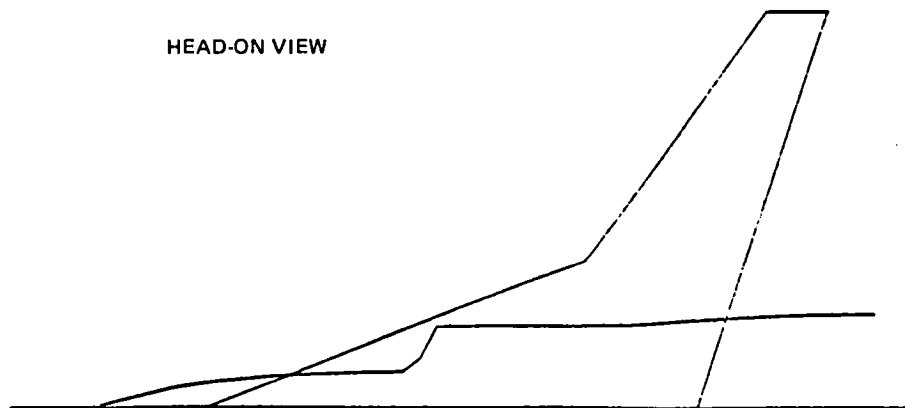
INPUT GEOMETRY VERIFICATION  
F-14 WING/BODY/GLOVE (35 DEGREE LE)  
WING-BODY CASE 3  
MACH = 0.800    ALPHA = 3.00    RE = 10.00 M



BODY CROSS-SECTIONS



HEAD-ON VIEW



R84-1788-016B

Fig. 4 F-14A Transonic Analysis – Geometry Verification




INPUT WING SECTION 1

$2Y/B = 0.00$




INPUT WING SECTION 2

$2Y/B = 0.20$




INPUT WING SECTION 3

$2Y/B = 0.29$




INPUT WING SECTION 4

$2Y/B = 0.37$



INPUT WING SECTION 5

$2Y/B = 0.37$




INPUT WING SECTION 6

$2Y/B = 0.46$


R84-1788-017(1/2)B

Fig. 5 F-14A Transonic Analysis – Input Airfoil Shapes (Sheet 1 of 2)



INPUT WING SECTION 7

$2Y/B = 0.56$



INPUT WING SECTION 8

$2Y/B = 0.65$




INPUT WING SECTION 9

$2Y/B = 0.75$




INPUT WING SECTION 10

$2Y/B = 0.84$



INPUT WING SECTION 11

$2Y/B = 0.94$

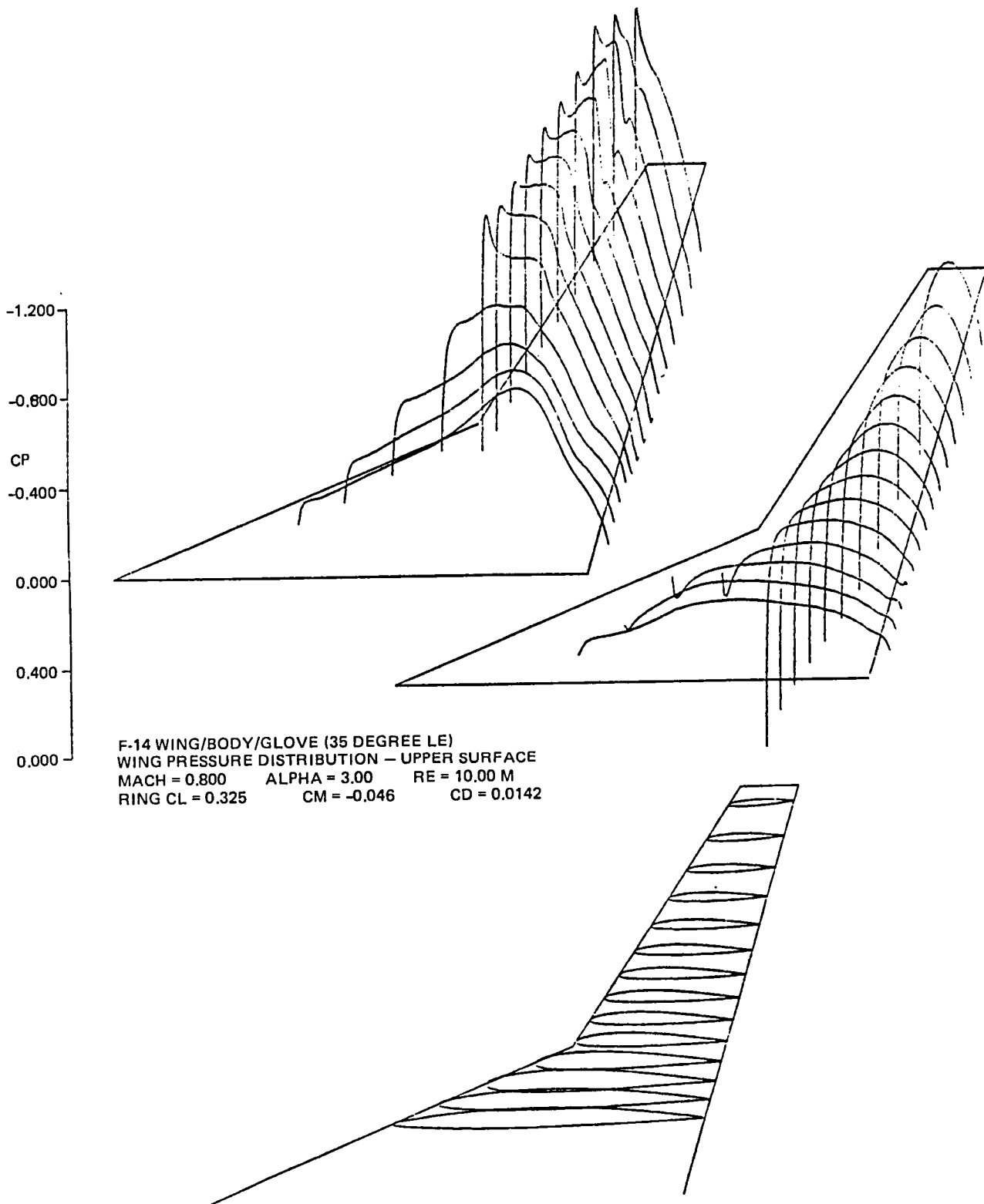


INPUT WING SECTION 12

$2Y/B = 1.00$

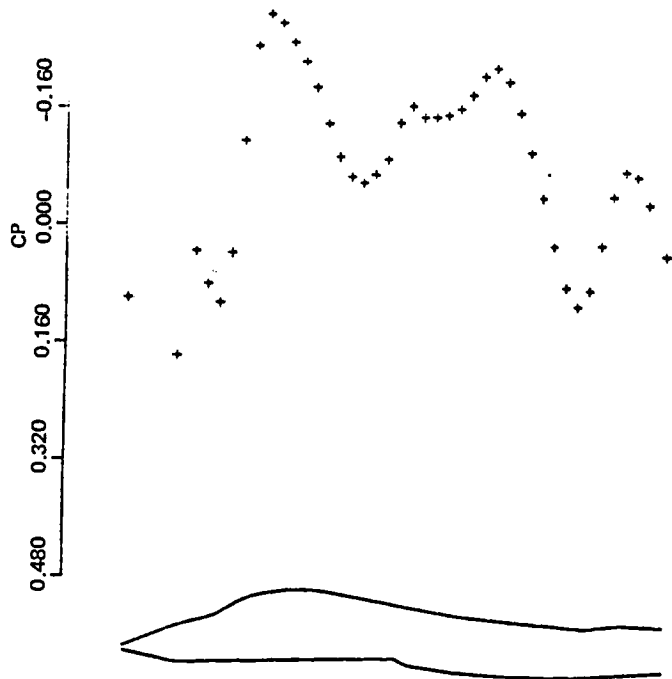
R84-1788-017(2/2)B

Fig. 5 F-14A Transonic Analysis – Input Airfoil Shapes,(Sheet 2 of 2)

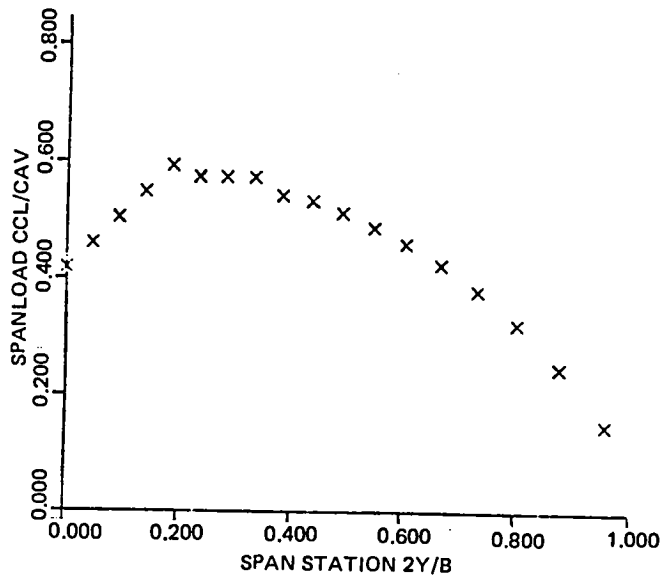


R84-1788-018B

Fig. 6 F-14A Transonic Analysis - Typical Wing Planform/Pressure Plots



F-14 WING/BODY/GLOVE (35 DEGREE LE)  
 BODY PRESSURE DISTRIBUTION  
 BODY STATION 1 BODY ANGLE = 90.00 DEGREES  
 MACH = 0.800 ALPHA = 3.00



F-14 WING/BODY/GLOVE (35 DEGREE LE)  
 SPAN EFFICIENCY  $E = 0.998$   
 LIFT INDUCED DRAG = 0.0119  
 WAVE DRAG = 0.0041  
 FRICTION DRAG = 0.0097

R84-1788-019B

Fig. 7 F-14A Transonic Analysis – Typical Loading Plots

## FLIGHT TEST/ANALYSIS COMPARISONS

F-14A Aircraft 1-X was flight tested at NASA's Dryden Research Facility on 11 January 1984. Wing pressures were obtained at four buttlines using "Strip-A-Tube". Pressure tubes were positioned at buttlines 152", 216", 281", and 333" on the wing which was swept at 19°. Given the F-14A half-span of 384", this resulted in comparison stations at 40%, 56%, 73%, and 87% of the half-span.

Wing flight pressure correlations were performed primarily for the  $\Lambda = 20^\circ$  case. At higher sweep angles, tube misalignment with the free-stream flow direction might induce flow separation and/or erroneous expansions and compressions. One case, however, at  $\Lambda = 25^\circ$  has been included. The flight conditions selected are listed below.

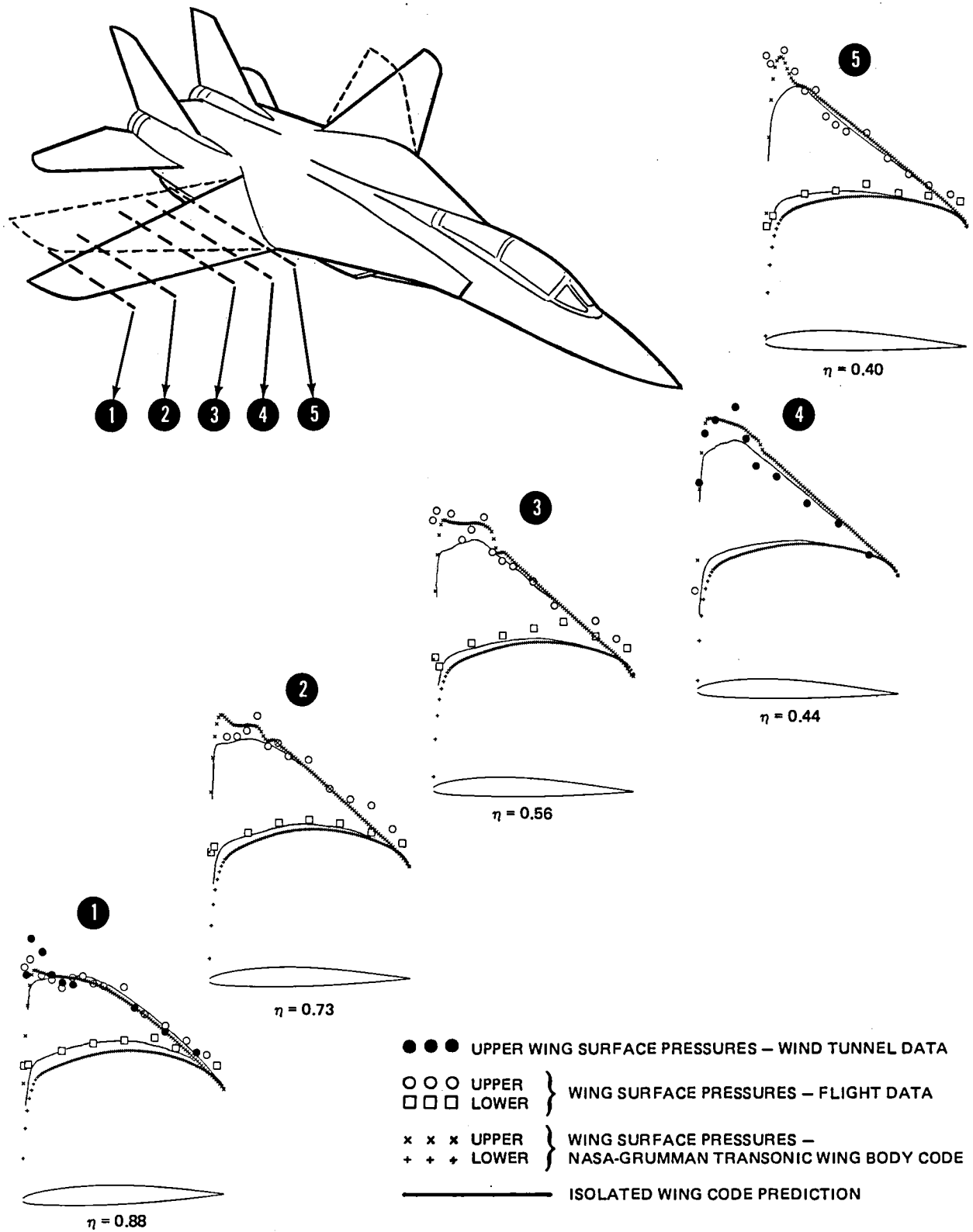
<u>Case</u>	<u><math>\Lambda</math></u>	<u>M</u>	<u><math>\alpha</math></u>	<u>Figure Set</u>
#1	19°	0.70	3.6°	8
#2	19°	0.75	1.7°	9
#3	19°	0.80	1.4°	10
#4	25°	0.80	3.0°	11

It should be noted that the first analysis model was developed based on a sweep angle of 20°. This discrepancy in sweep (19°-20°) is judged to be insignificant. Also, by performing Case #1 analyses at  $\alpha = 4^\circ$  instead of  $\alpha = 3.6^\circ$ , wind tunnel data could be superimposed on the same figure (see Figs. 8 and A-1). All analyses were obtained using 100 crude iterations followed by 80 crude/fine cycles. The interactive "viscous option" was used; in it the boundary layer is transitioned at 5% chord.

Composite pressure distribution correlations for the four flight cases can be found on the first sheets of Figs. 8-11, respectively. The remaining sheets of each of these figures show individual 5" chord plots so that comparisons can be made to results generated using other model types. The solid lines provide a comparison of isolated wing computations to identify fuselage/glove interference effects.

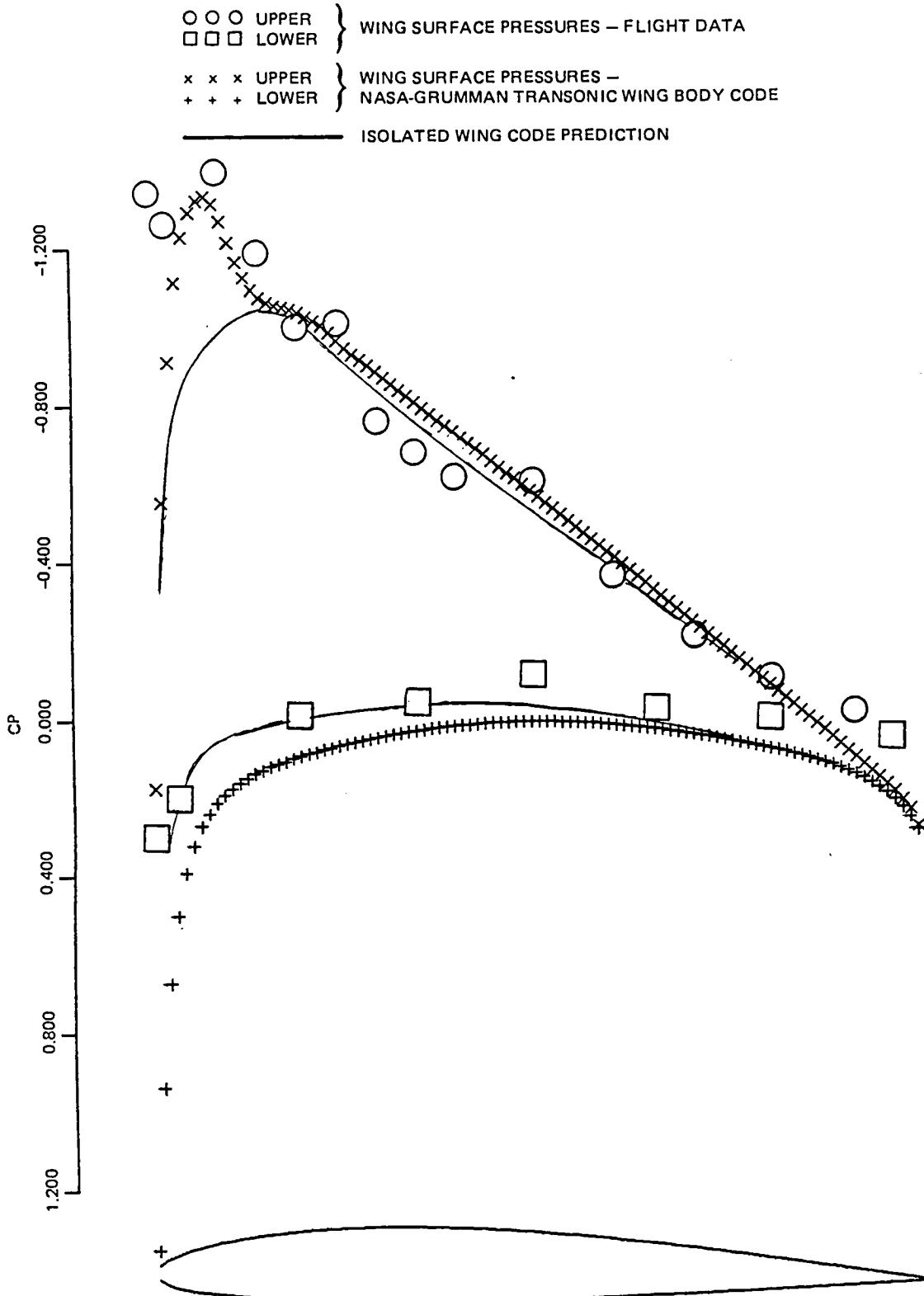
All analyses were performed at the measured flight angle-of-attack. No attempt was made to match aircraft  $C_L$  levels because of the unknown lift components carried by the horizontal/vertical tails and the pancake region between the nacelles. None of these components were modeled.





R84-1788-020(1/6)B

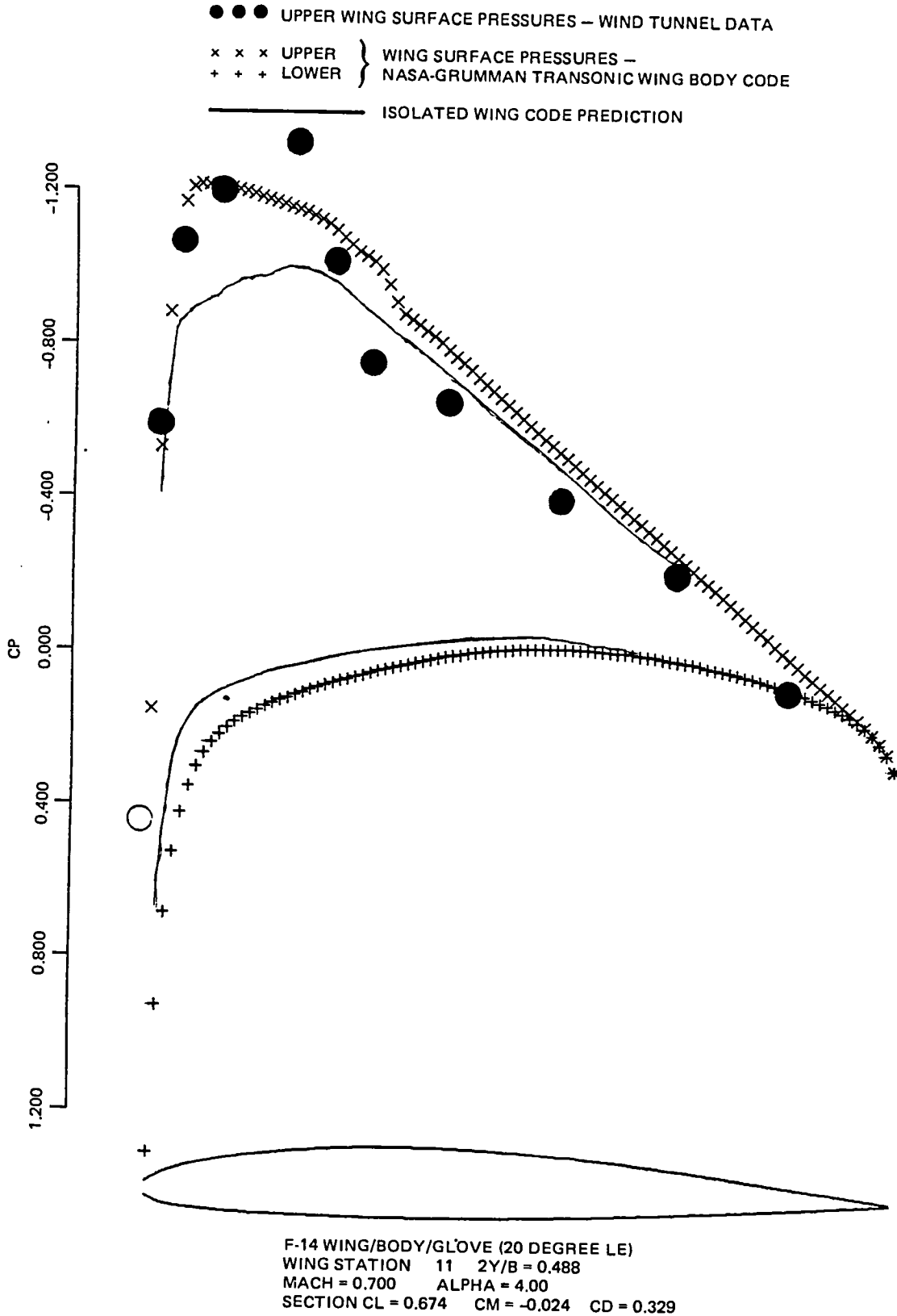
Fig. 8 F-14A Flight, Wind Tunnel, and Analysis Wing Pressure Correlations;  $\Lambda = 20^\circ$ ,  $M = 0.70$ ,  $\alpha = 4^\circ$  (Sheet 1 of 6)



R84-1788-020(2/6)B

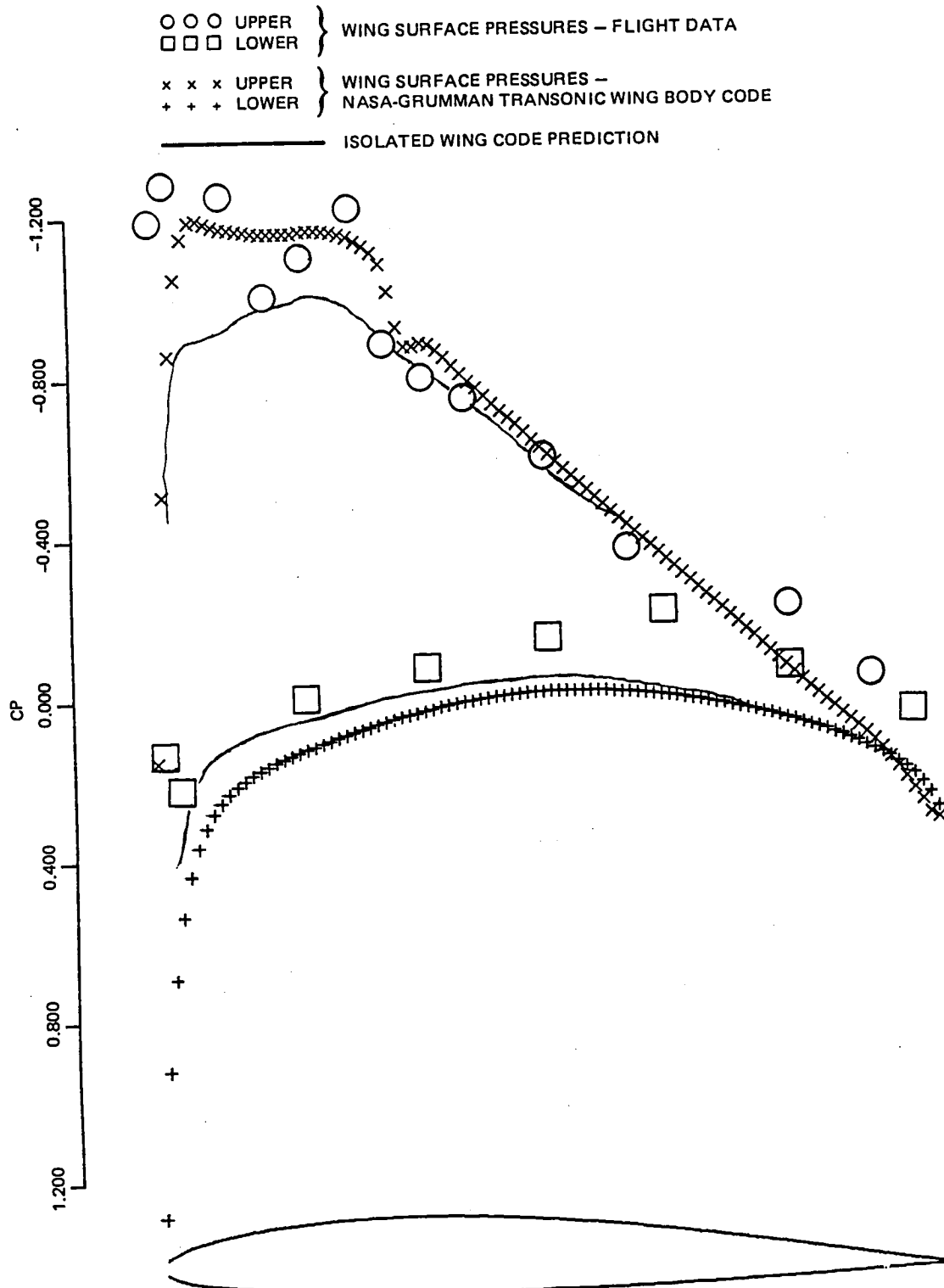
F-14 WING/BODY/GLOVE (20 DEGREE LE)  
 WING STATION 9 2Y/B = 0.382  
 MACH = 0.700 ALPHA = 4.00  
 SECTION CL = 0.648 CM = -0.027 CD = 0.0333

Fig. 8 F-14A Flight, Wind Tunnel, and Analysis Wing Pressure Correlations;  $\Lambda = 20^\circ$ ,  $M = 0.70$ ,  $\alpha = 4^\circ$  (Sheet 2 of 6)



R84-1788-020(3/6)B

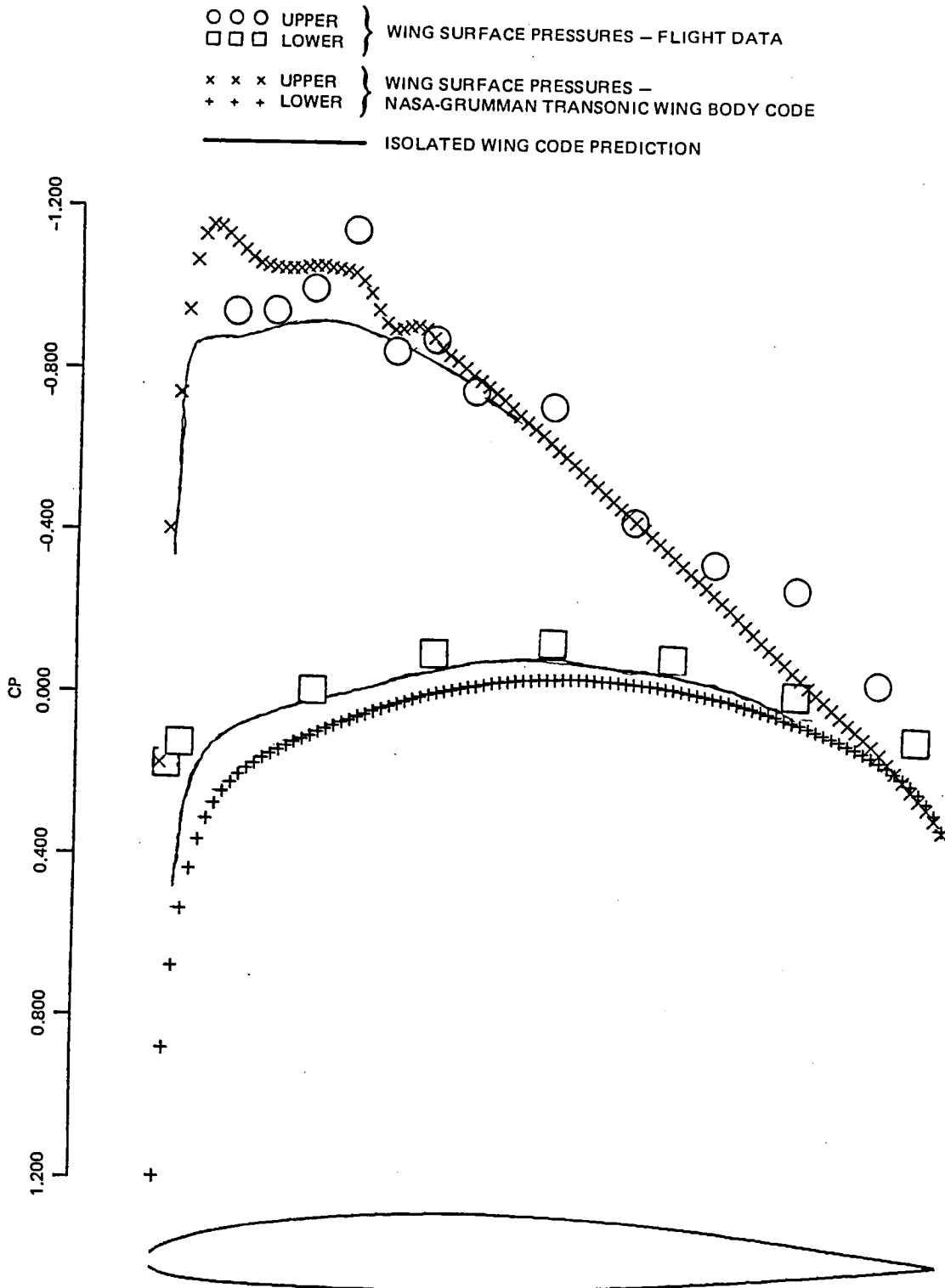
Fig. 8 F-14A Flight, Wind Tunnel, and Analysis Wing Pressure Correlations;  $\Lambda = 20^\circ$ ,  $M = 0.70$ ,  $\alpha = 4^\circ$  (Sheet 3 of 6)



F-14 WING/BODY/GLOVE (20 DEGREE LE)  
 WING STATION 12 2Y/B = 0.544  
 MACH = 0.700 ALPHA = 4.00  
 SECTION CL = 0.675 CM = 0.023 CD = 0.0305

R84-1788-020(4/6)B

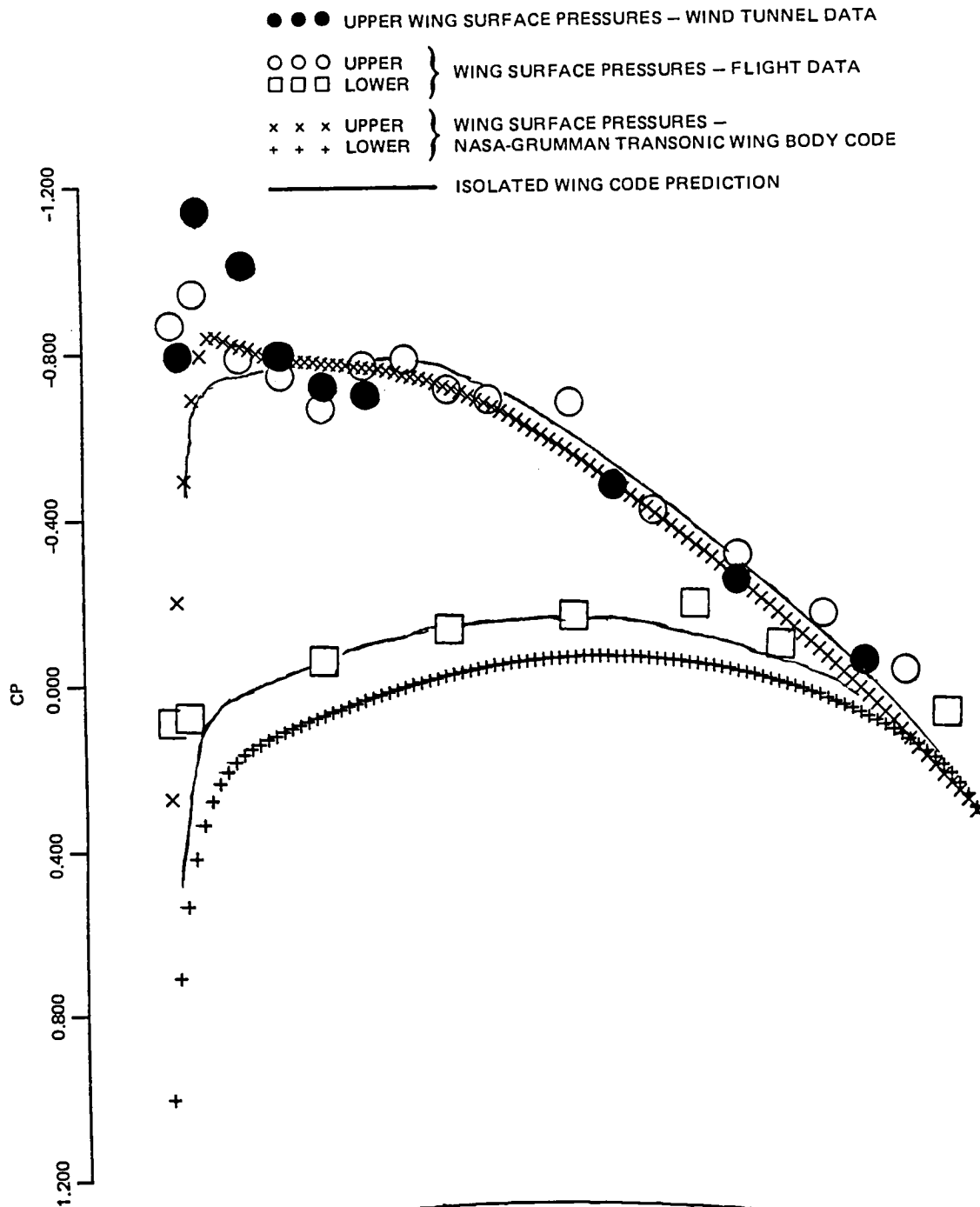
Fig. 8 F-14A Flight, Wind Tunnel, and Analysis Wing Pressure Correlations;  $\Lambda = 20^\circ$ ,  $M = 0.70$ ,  $\alpha = 4^\circ$  (Sheet 4 of 6)



F-14 WING/BODY/GLOVE (20 DEGREE LE)  
 WING STATION 15  $2Y/B = 0.730$   
 MACH = 0.700 ALPHA = 4.00  
 SECTION CL = 0.627 CM = -0.023 CD = 0.0146

R84-1788-020(5/6)B

Fig. 8 F-14A Flight, Wind Tunnel, and Analysis Wing Pressure Correlations;  $\Lambda = 20^\circ$ ,  $M = 0.70$ ,  $\alpha = 4^\circ$  (Sheet 5 of 6)

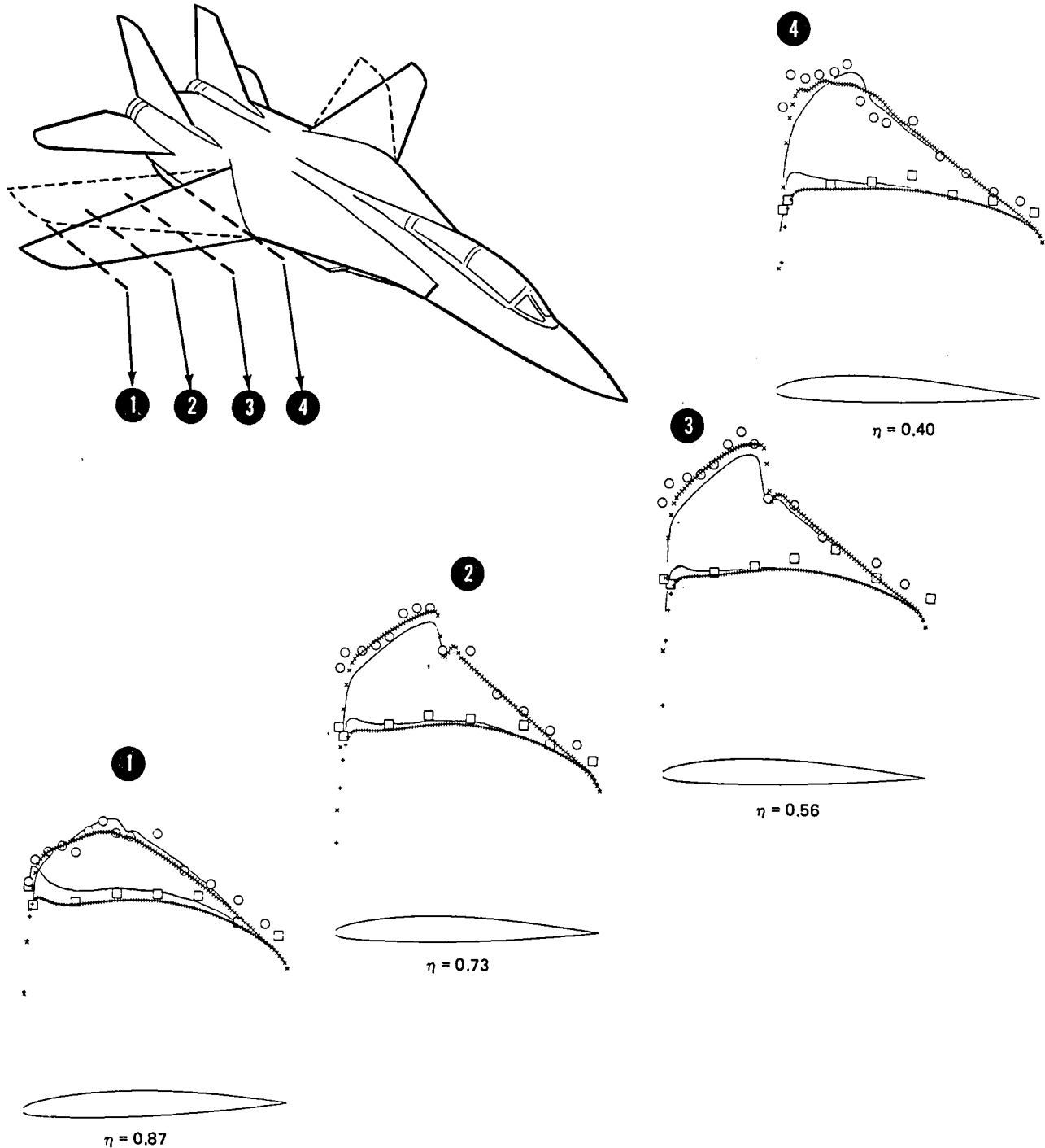


F-14 WING/BODY/GLOVE (20 DEGREE LE)  
 WING STATION 17 2Y/B = 0.874  
 MACH = 0.700 ALPHA = 4.00  
 SECTION CL = 0.491 CM = -0.025 CD = 0.0030

R84-1788-020(6/6)B

Fig. 8 F-14A Flight, Wind Tunnel, and Analysis Wing Pressure Correlations;  $\Lambda = 20^\circ$ ,  $M = 0.70$ ,  $\alpha = 4^\circ$  (Sheet 6 of 6)

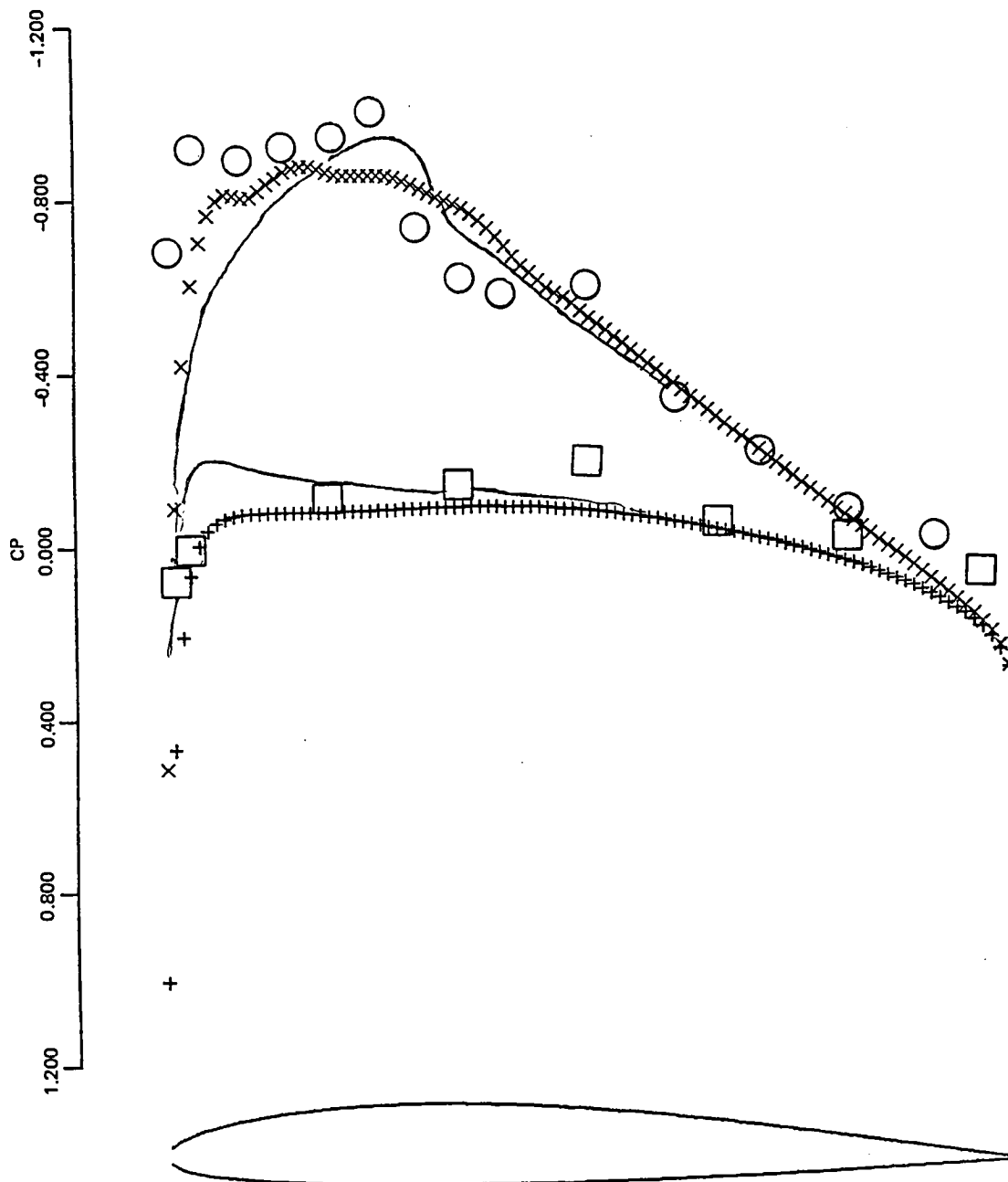
○ ○ ○ UPPER } WING SURFACE PRESSURES – FLIGHT DATA  
 □ □ □ LOWER }  
 × × × UPPER } WING SURFACE PRESSURES –  
 + + + LOWER } NASA-GRUMMAN TRANSONIC WING BODY CODE  
 ————— ISOLATED WING CODE PREDICTION



R84-1788-021(1/5)B

Fig. 9 F-14A Flight and Analysis Wing Pressure Correlations;  $\Lambda = 20^\circ$ ,  $M = 0.75$ ,  $\alpha = 1.7^\circ$  (Sheet 1 of 5)

○ ○ ○ UPPER } WING SURFACE PRESSURES – FLIGHT DATA  
 □ □ □ LOWER }  
 × × × UPPER } WING SURFACE PRESSURES –  
 + + + LOWER } NASA-GRUMMAN TRANSONIC WING BODY CODE  
 ————— ISOLATED WING CODE PREDICTION




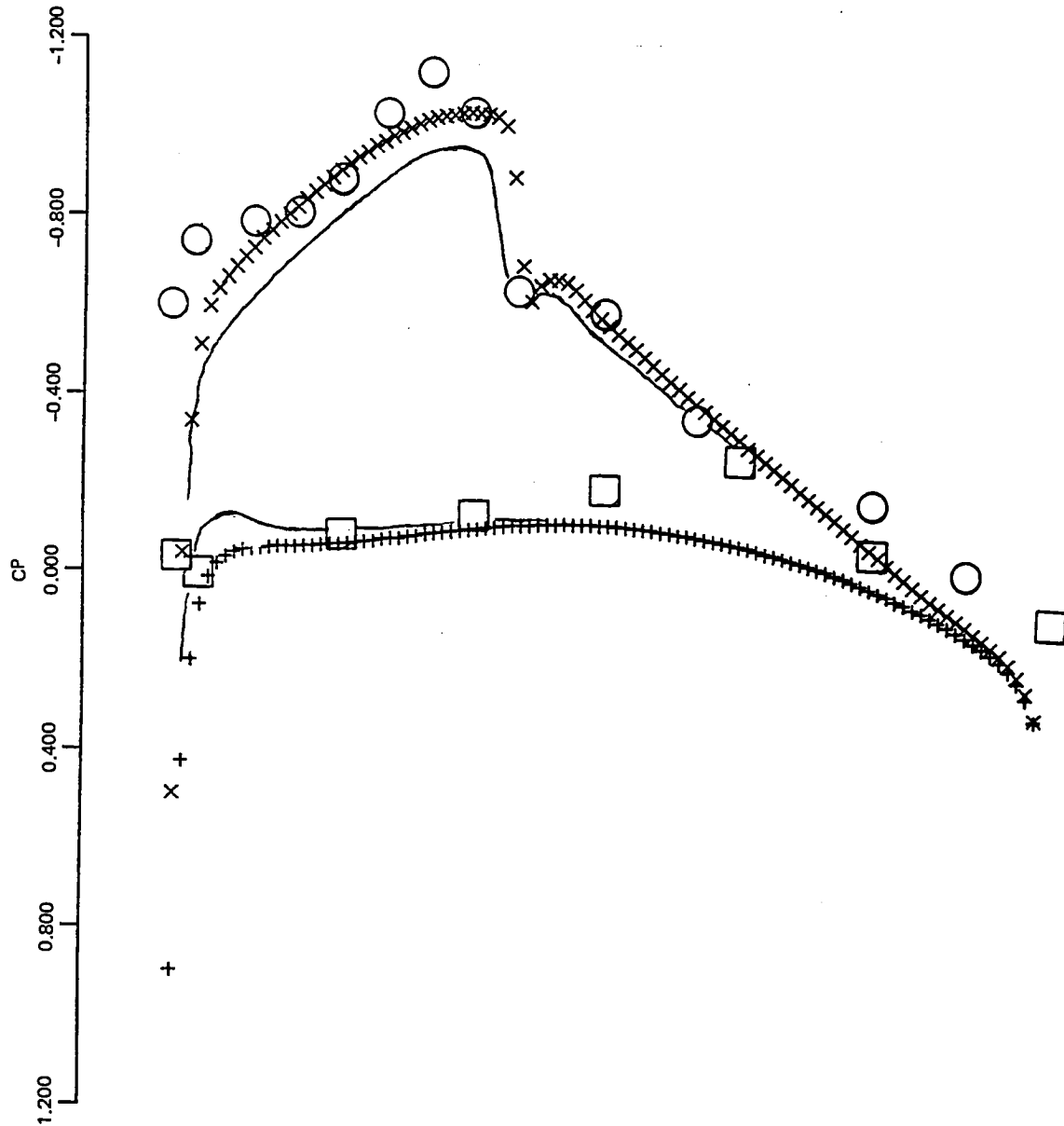
F-14 WING/BODY/GLOVE (20 DEGREE LE)  
 WING STATION 9 2Y/B = 0.382  
 MACH = 0.750 ALPHA = 1.70  
 SECTION CL = 0.433 CM = -0.032 CD = 0.0106

R84-1788-021(2/5)B

Fig. 9 F-14A Flight and Analysis Wing Pressure Correlations;  $\Lambda = 20^\circ$ ,  $M = 0.75$ ,  $\alpha = 1.7^\circ$  (Sheet 2 of 5)



○ ○ ○ UPPER } WING SURFACE PRESSURES – FLIGHT DATA  
 □ □ □ LOWER }  
 × × × UPPER } WING SURFACE PRESSURES –  
 + + + LOWER } NASA-GRUMMAN TRANSONIC WING BODY CODE  
 ————— ISOLATED WING CODE PREDICTION

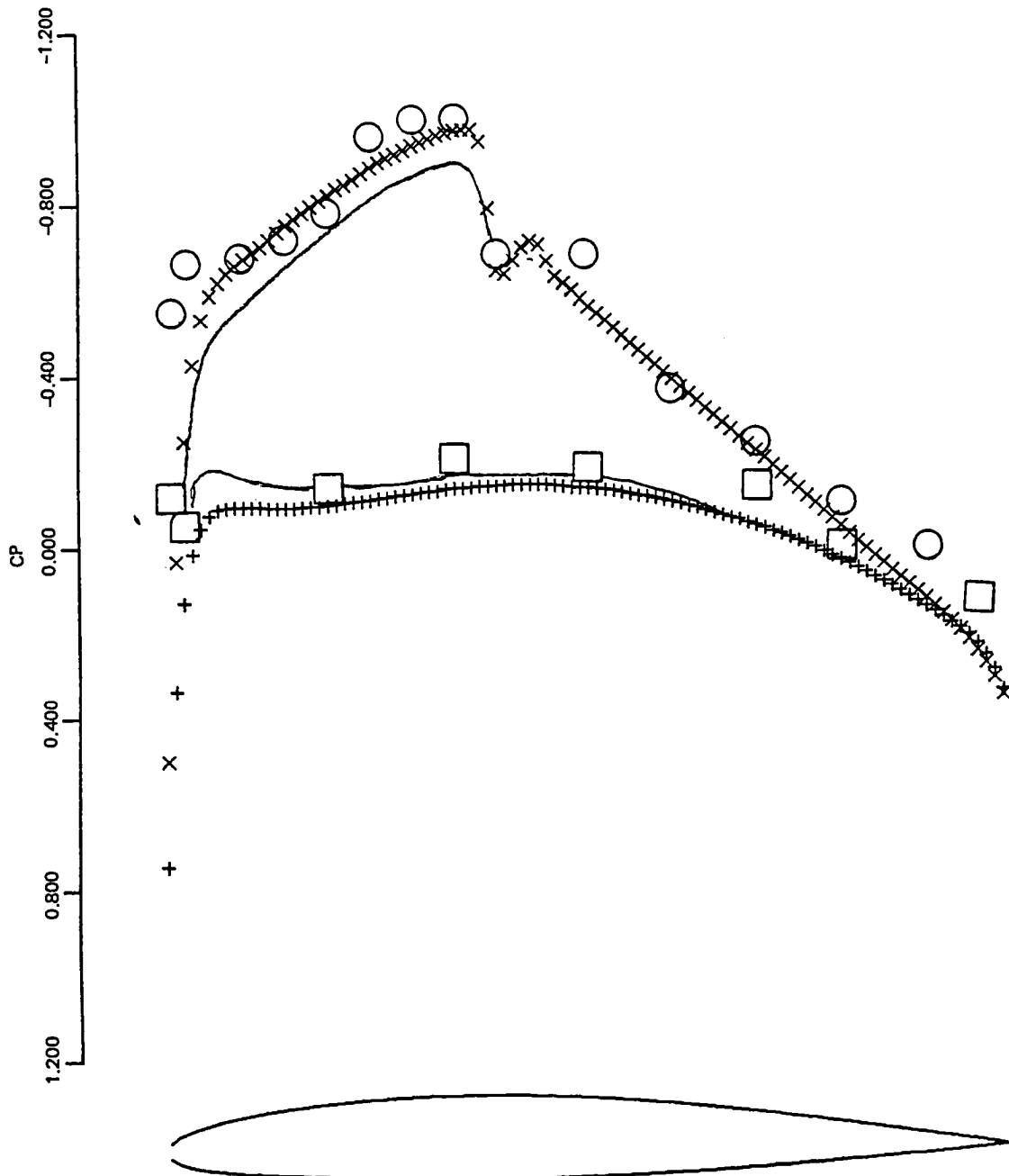


F-14 WING/BODY/GLOVE (20 DEGREE LE)  
 WING STATION 12 2Y/B = 0.544  
 MACH = 0.750 ALPHA = 1.70  
 SECTION CL = 0.452 CM = -0.033 CD = 0.0089

R84-1788-021(3/5)B

Fig. 9 F-14A Flight and Analysis Wing Pressure Correlations;  $\Lambda = 20^\circ$ ,  $M = 0.75$ ,  $\alpha = 1.7^\circ$  (Sheet 3 of 5)

○ ○ ○ UPPER } WING SURFACE PRESSURES – FLIGHT DATA  
 □ □ □ LOWER }  
 × × × UPPER } WING SURFACE PRESSURES –  
 + + + LOWER } NASA-GRUMMAN TRANSONIC WING BODY CODE  
 ————— ISOLATED WING CODE PREDICTION

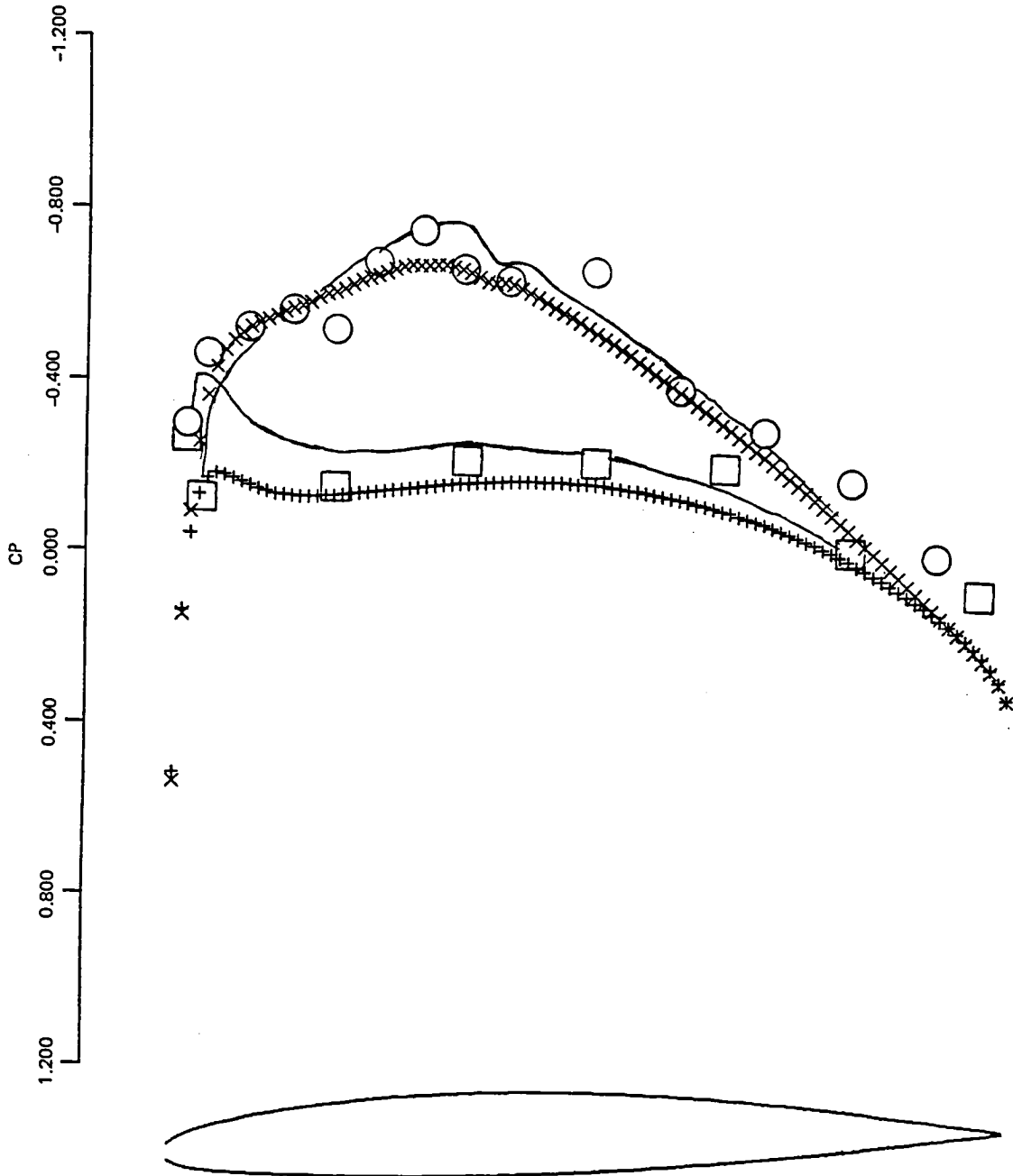


F-14 WING/BODY/GLOVE (20 DEGREE LE)  
 WING STATION 15 2Y/B = 0.730  
 MACH = 0.750 ALPHA = 1.70  
 SECTION CL = 0.395 CM = -0.031 CD = -0.0043

R84-1788-021(4/5)B

Fig. 9 F-14A Flight and Analysis Wing Pressure Correlations;  $\Lambda = 20^\circ$ ,  $M = 0.75$ ,  $\alpha = 1.7^\circ$  (Sheet 4 of 5)

○ ○ ○ UPPER } WING SURFACE PRESSURES - FLIGHT DATA  
 □ □ □ LOWER }  
 × × × UPPER } WING SURFACE PRESSURES -  
 + + + LOWER } NASA-GRUMMAN TRANSONIC WING BODY CODE  
 ————— ISOLATED WING CODE PREDICTION

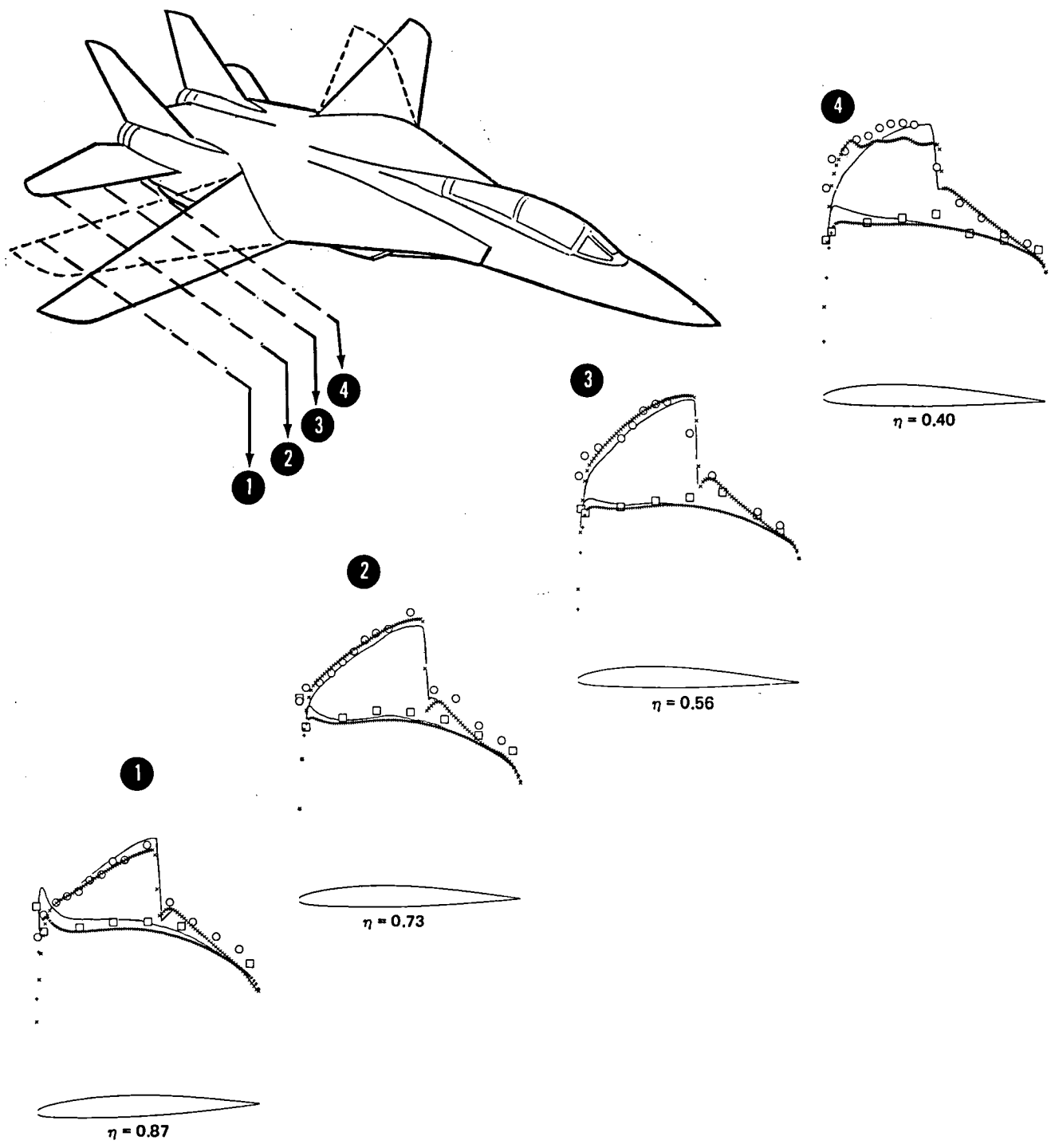


F-14 WING/BODY/GLOVE (20 DEGREE LE)  
 WING STATION 17 2Y/B = 0.874  
 MACH = 0.750 ALPHA = 1.70  
 SECTION CL = 0.272 CM = -0.031 CD = -0.0107

R84-1788-021(5/5)B

Fig. 9 F-14A Flight and Analysis Wing Pressure Correlations;  $\Lambda = 20^\circ$ ,  $M = 0.75$ ,  $\alpha = 1.7^\circ$  (Sheet 5 of 5)

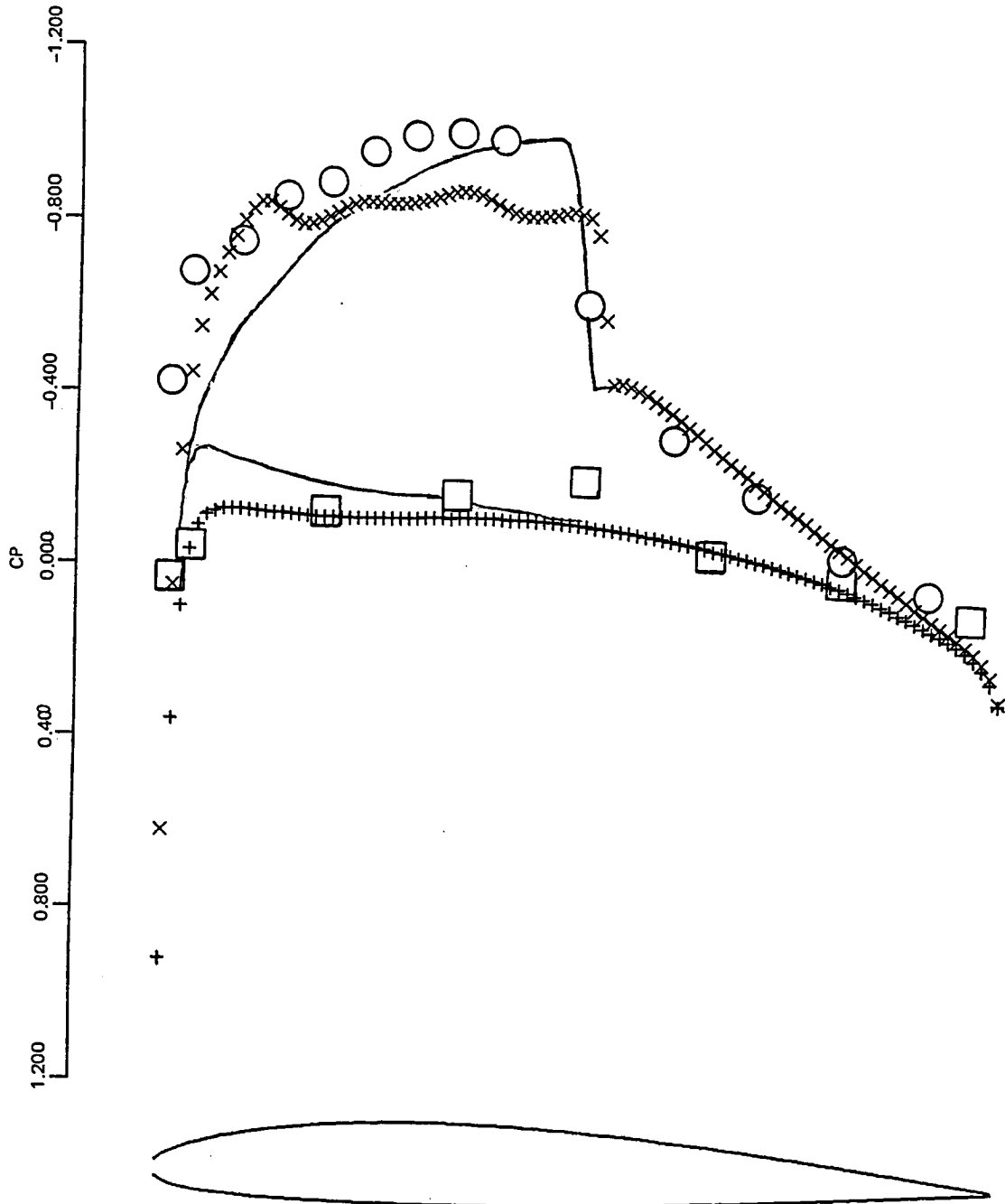
○ ○ ○ UPPER } WING SURFACE PRESSURES – FLIGHT DATA  
 □ □ □ LOWER }  
 x x x UPPER } WING SURFACE PRESSURES –  
 + + + LOWER } NASA-GRUMMAN TRANSONIC WING BODY CODE  
 ————— ISOLATED WING CODE PREDICTION



R84-1788-022(1/5)B

Fig. 10 F-14A Flight and Analysis Wing Pressure Correlations;  $\Lambda = 20^\circ$ ,  $M = 0.80$ ,  $\alpha = 1.4^\circ$  (Sheet 1 of 5)

○ ○ ○ UPPER } WING SURFACE PRESSURES – FLIGHT DATA  
 □ □ □ LOWER }  
 × × × UPPER } WING SURFACE PRESSURES –  
 + + + LOWER } NASA-GRUMMAN TRANSONIC WING BODY CODE  
 ————— ISOLATED WING CODE PREDICTION

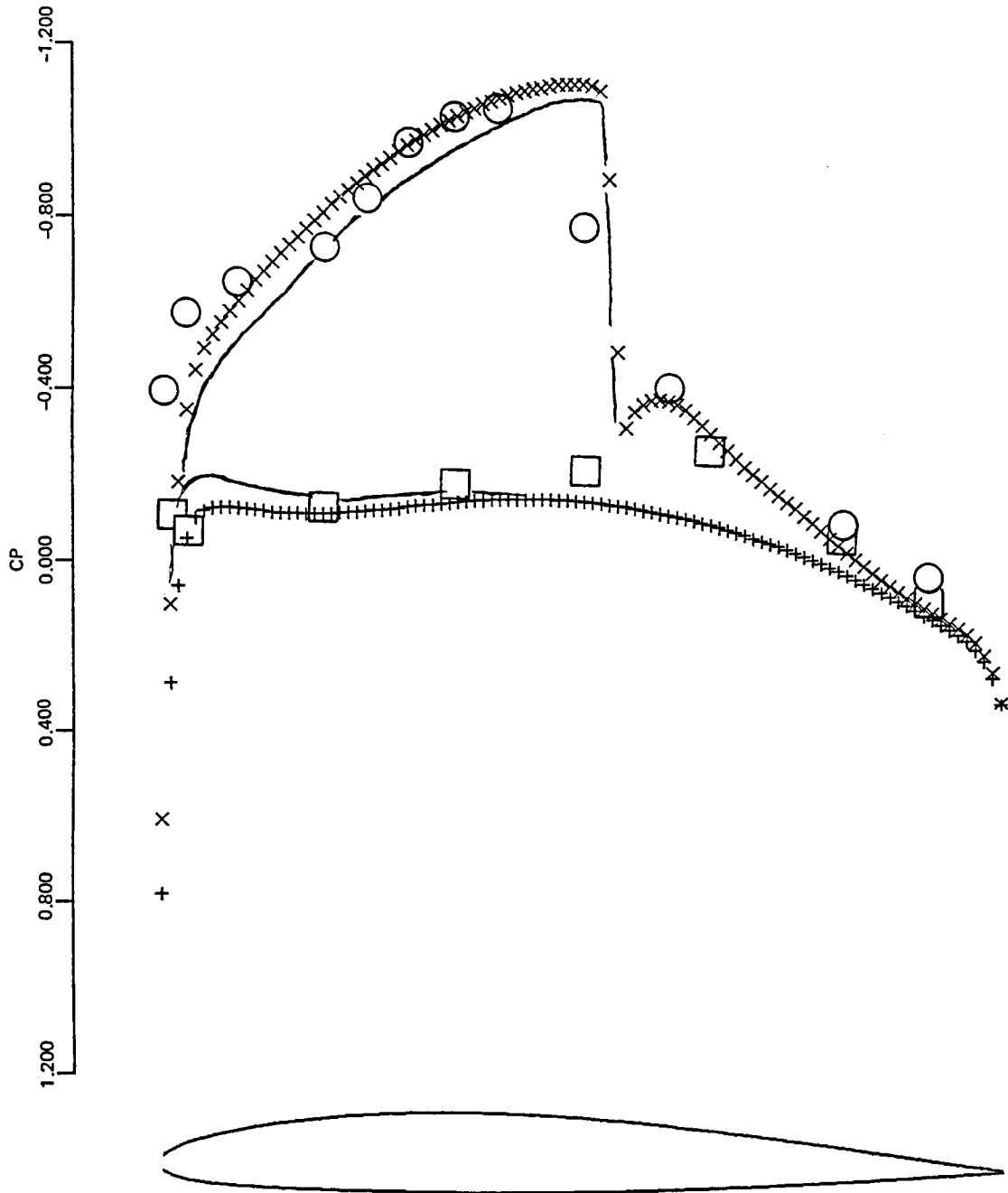


F-14 WING/BODY/GLOVE (20 DEGREE LE)  
 WING STATION 9 2Y/B = 0.382  
 MACH = 0.800 ALPHA = 1.40  
 SECTION CL = 0.424 CM = -0.039 CD = 0.0122

R84-1788-022(2/5)B

Fig. 10 F-14A Flight and Analysis Wing Pressure Correlations;  $\Lambda = 20^\circ$ ,  $M = 0.80$ ,  $\alpha = 1.4^\circ$  (Sheet 2 of 5)

○ ○ ○ UPPER } WING SURFACE PRESSURES – FLIGHT DATA  
 □ □ □ LOWER }  
 × × × UPPER } WING SURFACE PRESSURES –  
 + + + LOWER } NASA-GRUMMAN TRANSONIC WING BODY CODE  
 ————— ISOLATED WING CODE PREDICTION

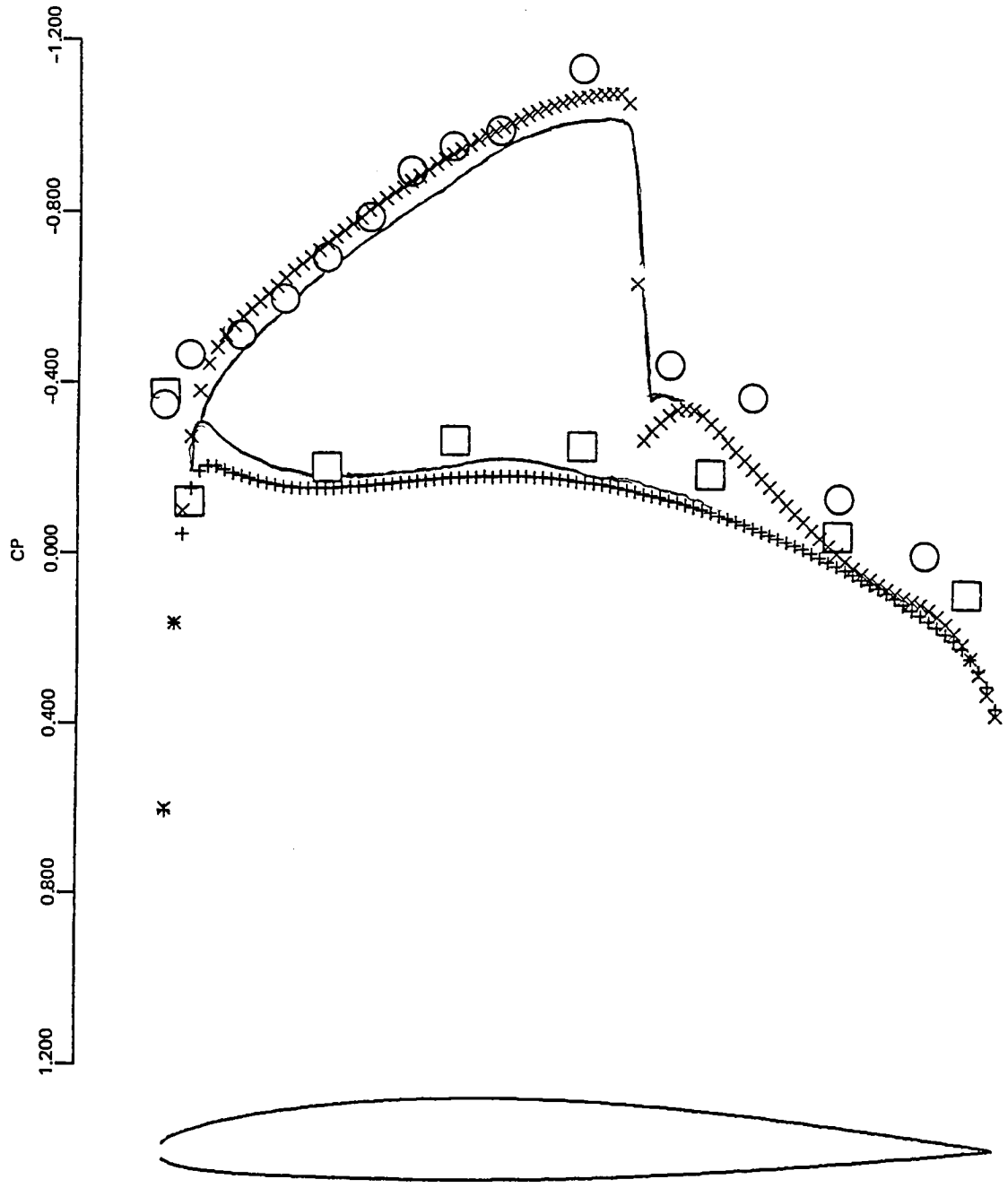


F-14 WING/BODY/GLOVE (20 DEGREE LE)  
 WING STATION 12 2Y/B = 0.544  
 MACH = 0.800 ALPHA = 1.40  
 SECTION CL = 0.447 CM = -0.047 CD = 0.0139

R84-1788-022(3/5)B

Fig. 10 F-14A Flight and Analysis Wing Pressure Correlations;  $\Lambda = 20^\circ$ ,  $M = 0.80$ ,  $\alpha = 1.4^\circ$  (Sheet 3 of 5)

○ ○ ○ UPPER } WING SURFACE PRESSURES – FLIGHT DATA  
 □ □ □ LOWER }  
 × × × UPPER } WING SURFACE PRESSURES –  
 + + + LOWER } NASA-GRUMMAN TRANSONIC WING BODY CODE  
 ————— ISOLATED WING CODE PREDICTION

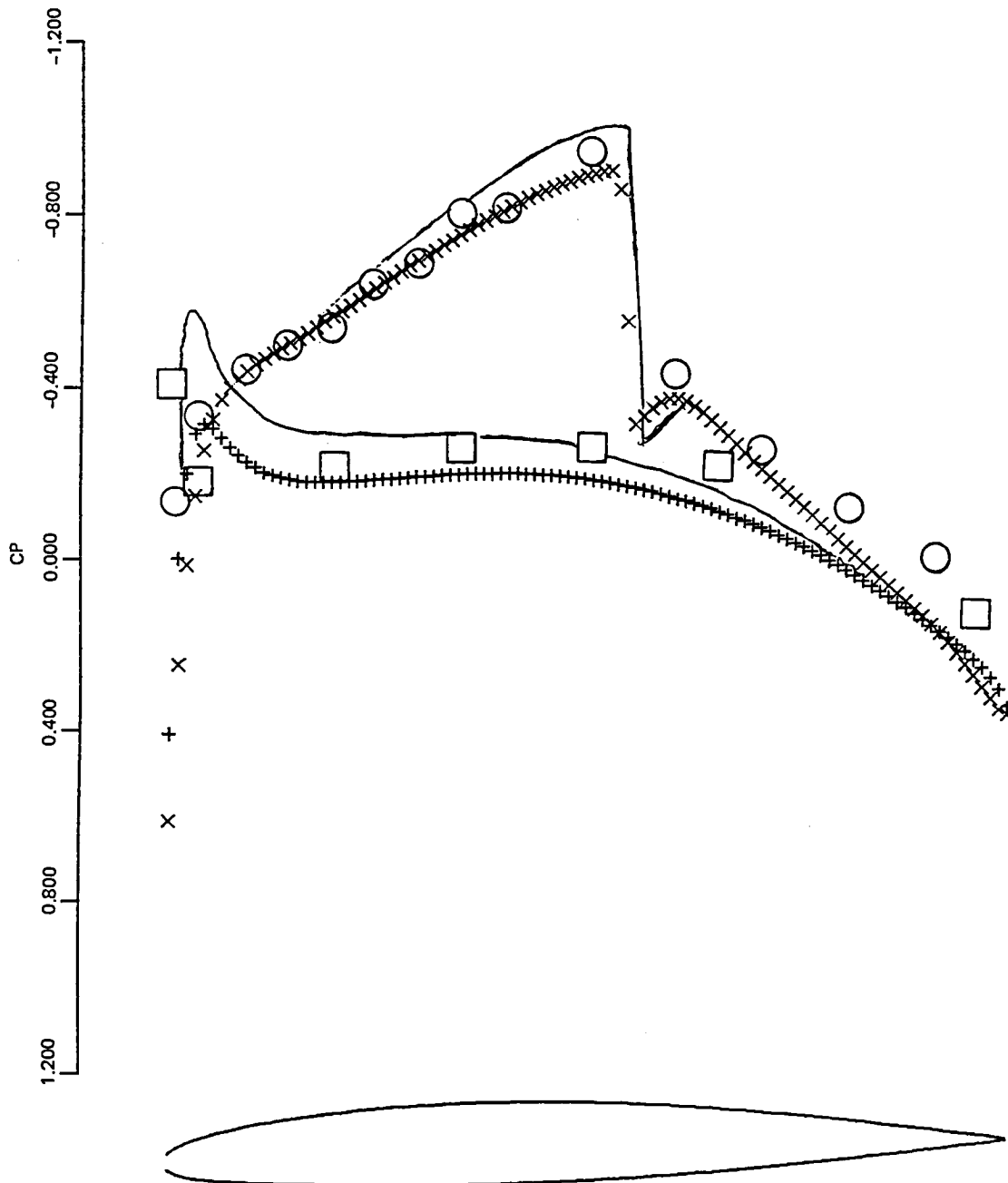


F-14 WING/BODY/GLOVE (20 DEGREE LE)  
 WING STATION 15 2Y/B = 0.730  
 MACH = 0.800 ALPHA = 1.40  
 SECTION CL = 0.391 CM = -0.049 CD = 0.0007

R84-1788-022(4/5)B

Fig. 10 F-14A Flight and Analysis Wing Pressure Correlations;  $\Lambda = 20^\circ$ ,  $M = 0.80$ ,  $\alpha = 1.4^\circ$  (Sheet 4 of 5)

○ ○ ○ UPPER } WING SURFACE PRESSURES - FLIGHT DATA  
 □ □ □ LOWER }  
 x x x UPPER } WING SURFACE PRESSURES -  
 + + + LOWER } NASA-GRUMMAN TRANSONIC WING BODY CODE  
 ————— ISOLATED WING CODE PREDICTION



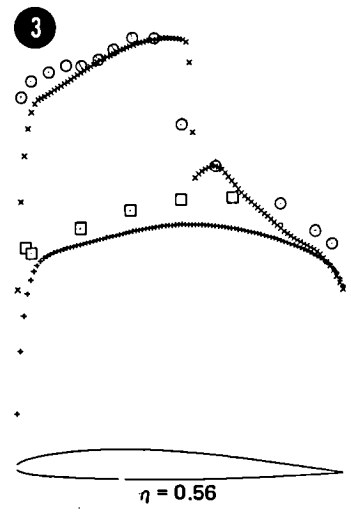
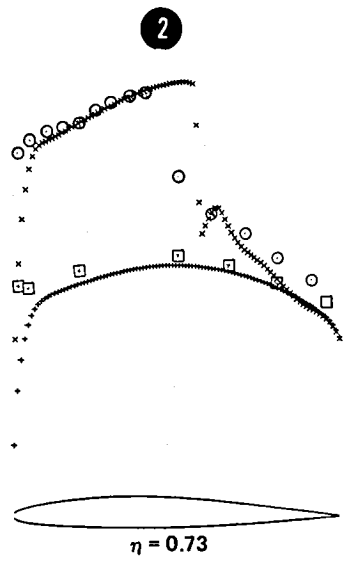
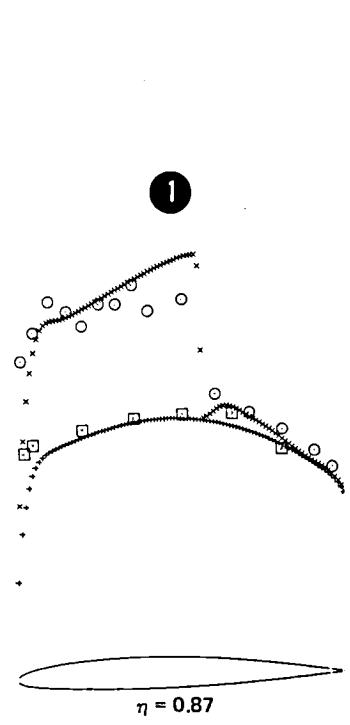
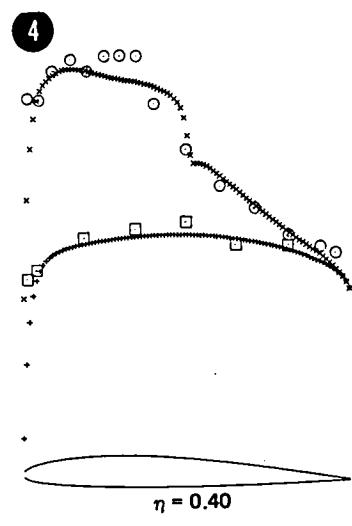
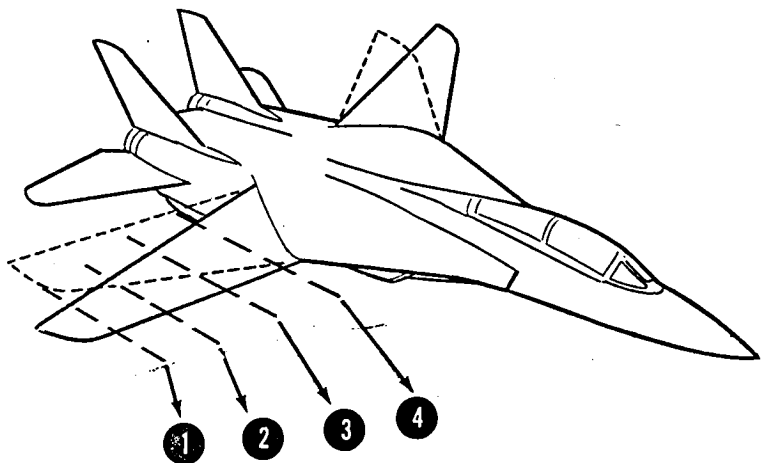
F-14 WING/BODY/GLOVE (20 DEGREE LE)  
 WING STATION 17 2Y/B = 0.874  
 MACH = 0.800 ALPHA = 1.40  
 SECTION CL = 0.269 CM = -0.042 CD = -0.0096

R84-1788-022(5/5)B

Fig. 10 F-14A Flight and Analysis Wing Pressure Correlations;  $\Lambda = 20^\circ$ ,  $M = 0.80$ ,  $\alpha = 1.4^\circ$  (Sheet 5 of 5)



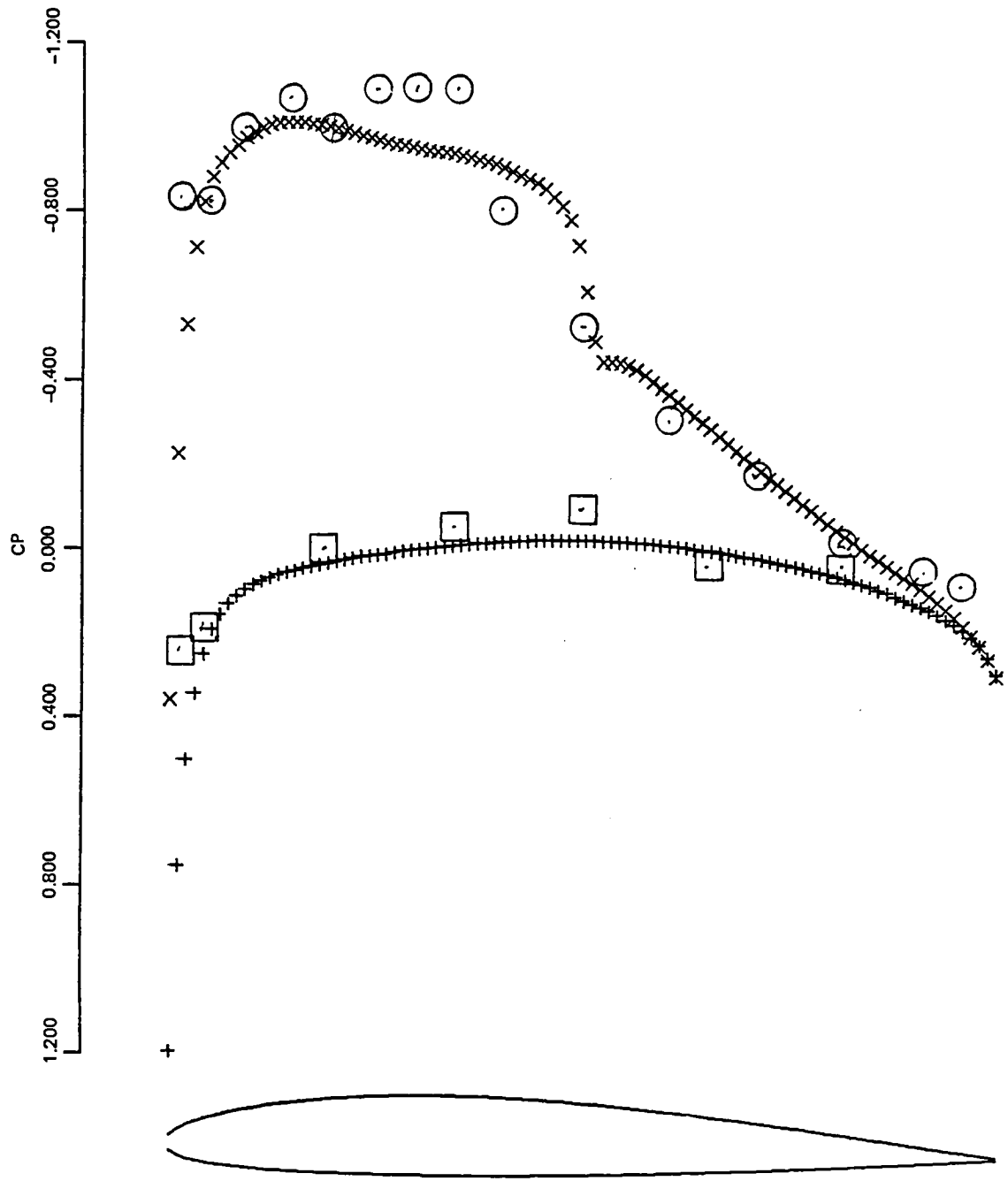
○ ○ ○ UPPER } WING SURFACE PRESSURES – FLIGHT DATA  
 □ □ □ LOWER }  
 × × × UPPER } WING SURFACE PRESSURES –  
 + + + LOWER } NASA-GRUMMAN TRANSONIC WING BODY CODE



R84-1788-023(1/5)B

Fig. 11 F-14A Flight and Analysis Wing Pressure Correlations;  $\Lambda = 25^\circ$ ,  $M = 0.80$ ,  $\alpha = 3^\circ$  (Sheet 1 of 5)

○ ○ ○ UPPER } WING SURFACE PRESSURES - FLIGHT DATA  
 □ □ □ LOWER }  
 × × × UPPER } WING SURFACE PRESSURES -  
 + + + LOWER } NASA-GRUMMAN TRANSONIC WING BODY CODE

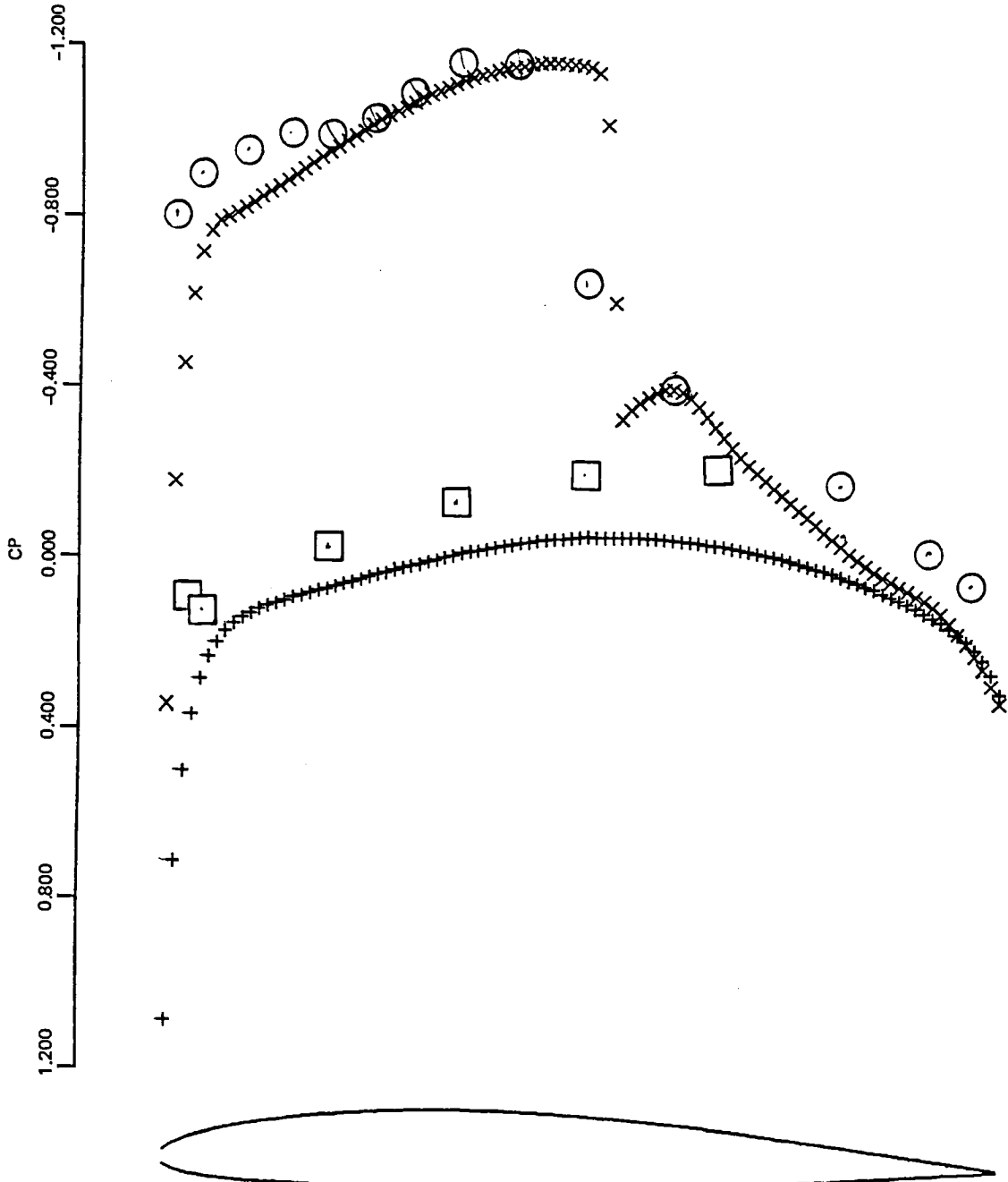


F-14 WING/BODY/GLOVE (25 DEGREE LE)  
 WING STATION 9 2Y/B = 0.382  
 MACH = 0.801 ALPHA = 3.09  
 SECTION CL = 0.582 CM = -0.033 CD = 0.0299

R84-1788-023(2/5)B

Fig. 11 F-14A Flight and Analysis Wing Pressure Correlations;  $\Lambda = 25^\circ$ ,  $M = 0.80$ ,  $\alpha = 3^\circ$  (Sheet 2 of 5)

○ ○ ○ UPPER } WING SURFACE PRESSURES – FLIGHT DATA  
 □ □ □ LOWER }  
 × × × UPPER } WING SURFACE PRESSURES –  
 + + + LOWER } NASA-GRUMMAN TRANSONIC WING BODY CODE

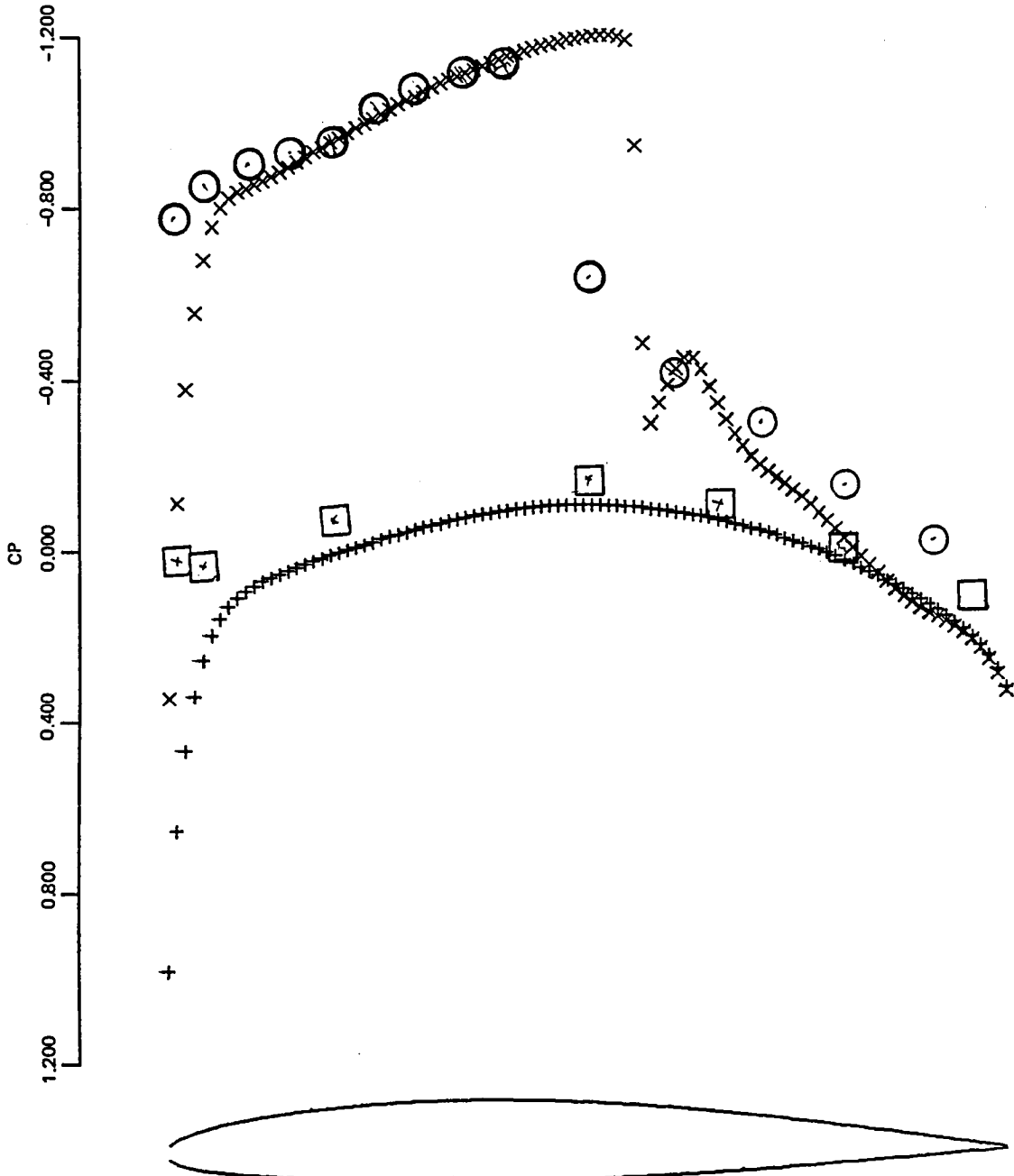


F-14 WING/BODY/GLOVE (25 DEGREE LE)  
 WING STATION 12 2Y/B = 0.544  
 MACH = 0.801 ALPHA = 3.09  
 SECTION CL = 0.625 CM = -0.041 CD = 0.0349

R84-1788-023(3/5)B

Fig. 11 F-14A Flight and Analysis Wing Pressure Correlations;  $\Lambda = 25^\circ$ ,  $M = 0.80$ ,  $\alpha = 3^\circ$  (Sheet 3 of 5)

○ ○ ○ UPPER } WING SURFACE PRESSURES – FLIGHT DATA  
 □ □ □ LOWER }  
 × × × UPPER } WING SURFACE PRESSURES –  
 + + + LOWER } NASA-GRUMMAN TRANSONIC WING BODY CODE

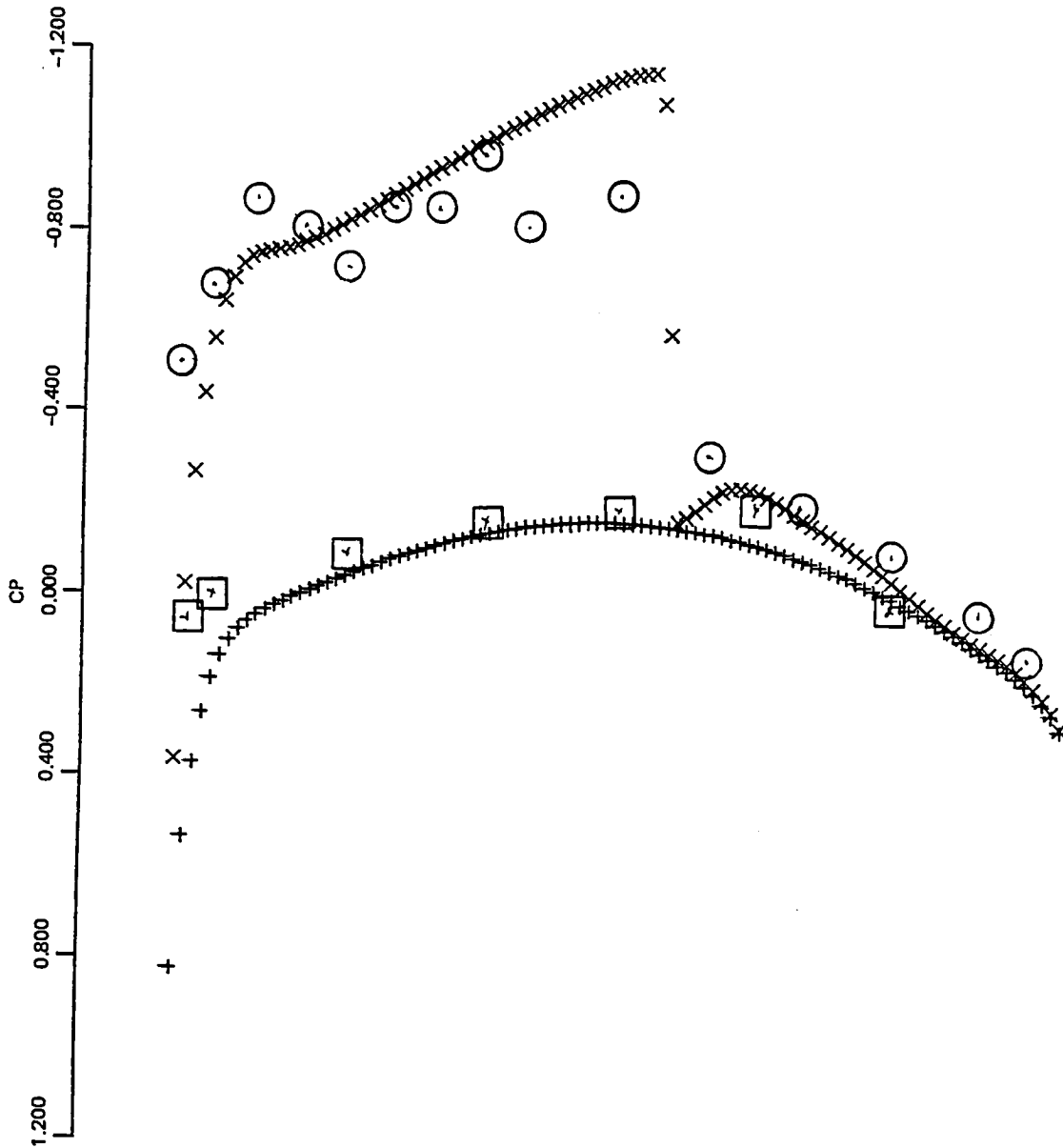


F-14 WING/BODY/GLOVE (25 DEGREE LE)  
 WING STATION 15 2Y/B = 0.730  
 MACH = 0.801 ALPHA = 3.09  
 SECTION CL = 0.606 CM = -0.043 CD = 0.0197

R84-1788-023(4/5)B

Fig. 11 F-14A Flight and Analysis Wing Pressure Correlations;  $\Lambda = 25^\circ$ ,  $M = 0.80$ ,  $\alpha = 3^\circ$  (Sheet 4 of 5)

○ ○ ○ UPPER } WING SURFACE PRESSURES – FLIGHT DATA  
 □ □ □ LOWER }  
 × × × UPPER } WING SURFACE PRESSURES –  
 + + + LOWER } NASA-GRUMMAN TRANSONIC WING BODY CODE



F-14 WING/BODY/GLOVE (25 DEGREE LE)  
 WING STATION 17 2Y/B = 0.874  
 MACH = 0.801 ALPHA = 3.09  
 SECTION CL = 0.485 CM = -0.031 CD = 0.0021

R84-1788-023(5/5)B

Fig. 11 F-14A Flight and Analysis Wing Pressure Correlations;  $\Lambda = 25^\circ$ ,  $M = 0.80$ ,  $\alpha = 3^\circ$  (Sheet 5 of 5)

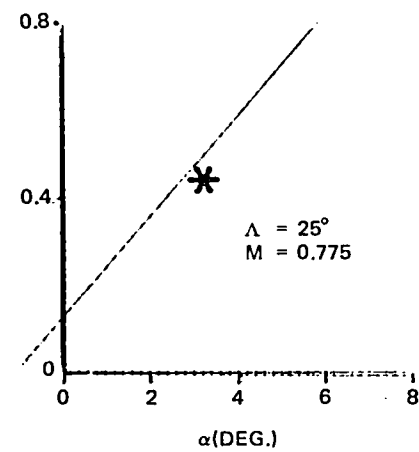
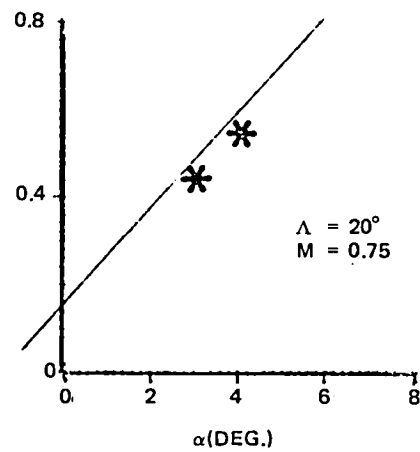
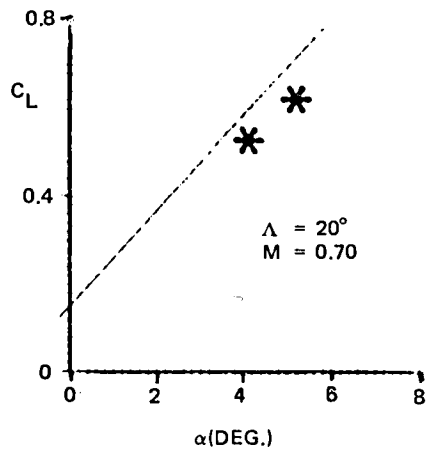
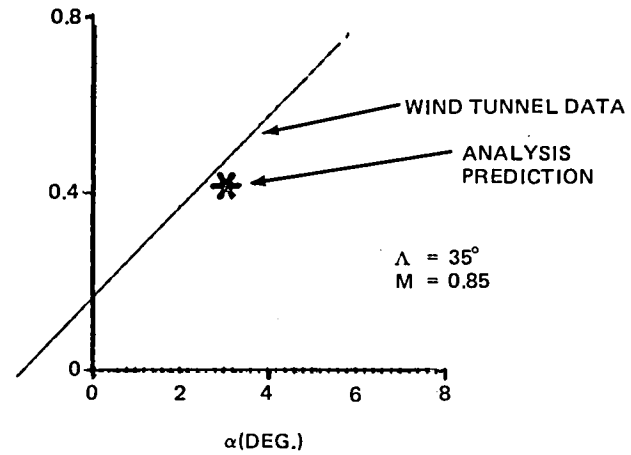
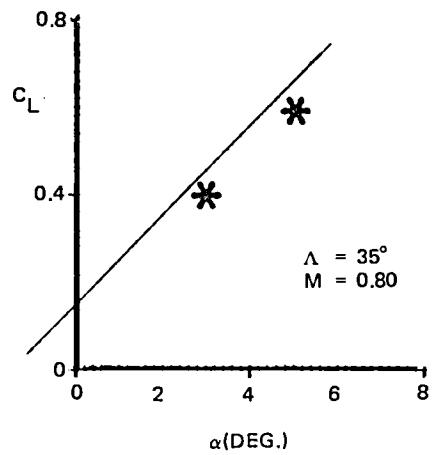
## WIND TUNNEL TEST/ANALYSIS COMPARISONS

Wind tunnel data generated at Calspan (Ref 3) in 1969 was used for correlation studies. Eight points were selected.

<u>Case</u>	<u><math>\Lambda</math></u>	<u>M</u>	<u><math>\alpha</math></u>	<u>Figure Set</u>
#1	20°	0.700	4°	8
#2	20°	0.700	5°	13
#3	20°	0.750	3°	14
#4	20°	0.750	4°	15
#5	25°	0.775	3°	16
#6	35°	0.800	3°	17
#7	35°	0.800	5°	18
#8	35°	0.850	3°	19

As was the case for the flight comparisons, no attempt was made to match configuration lift levels. Instead, analyses were performed at the wind tunnel angle-of-attack. Predicted lift levels compared to wind tunnel lift levels in Fig. 12 indicate that additional lift is probably generated on the pancake region and horizontal/vertical tail surfaces. Upper surface only pressure stations at buttlines 177 and 340 provide comparisons at 46% and 89% of the wing half-span.

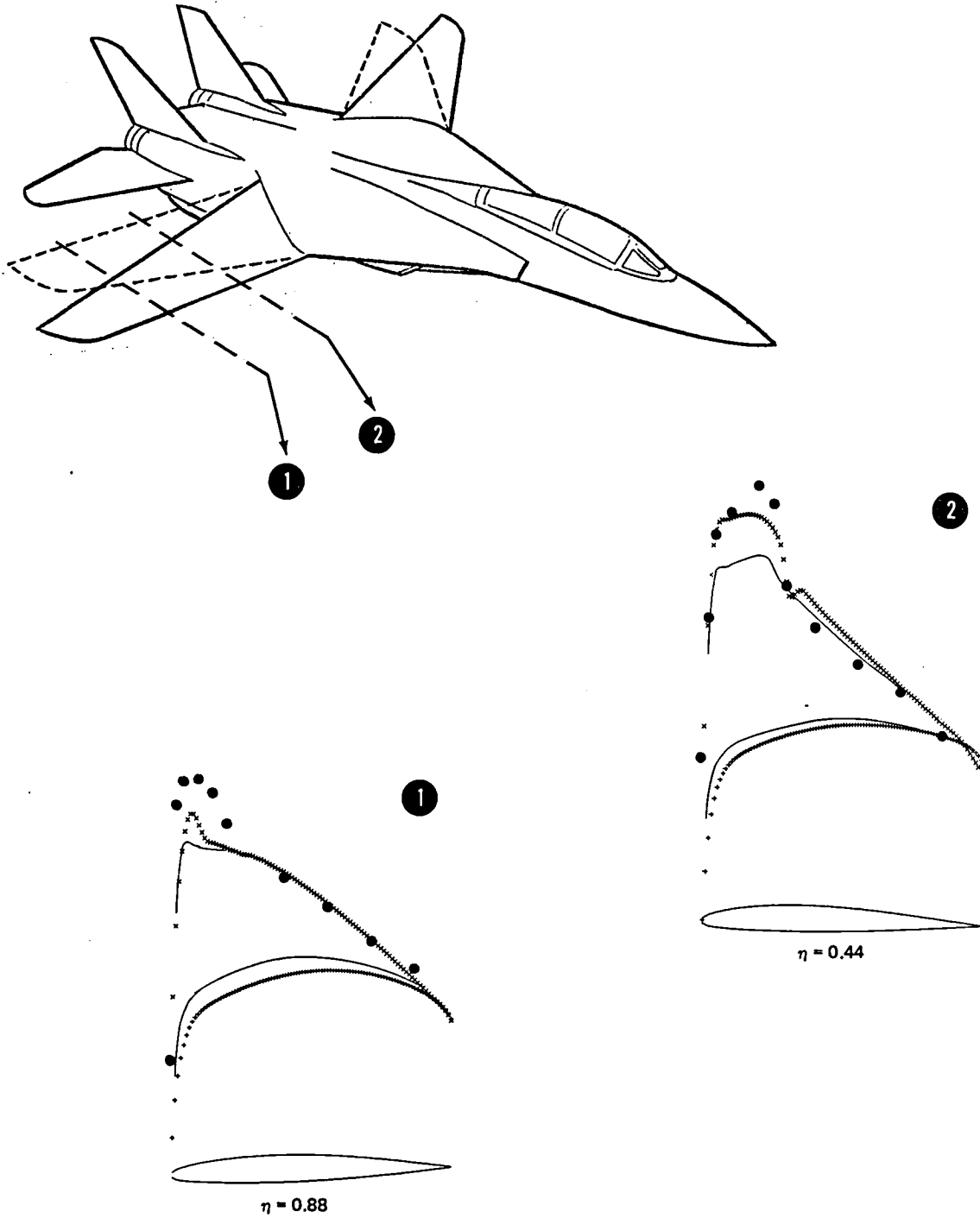
The above list also identifies the figure number associated with each case. Composite wing pressure distribution correlations are shown on sheet 1 of each figure; individual 5" chord plots can be found on the remaining sheets of each figure.



R84-1788-024B

Fig. 12 Comparison of F-14A Predicted Lift Coefficient with Wind Tunnel Data

● ● ● UPPER WING SURFACE PRESSURES – WIND TUNNEL DATA  
 x x x UPPER } WING SURFACE PRESSURES – NASA-GRUMMAN TRANSONIC WING BODY CODE  
 + + + LOWER }  
 \_\_\_\_\_ ISOLATED WING CODE PREDICTION

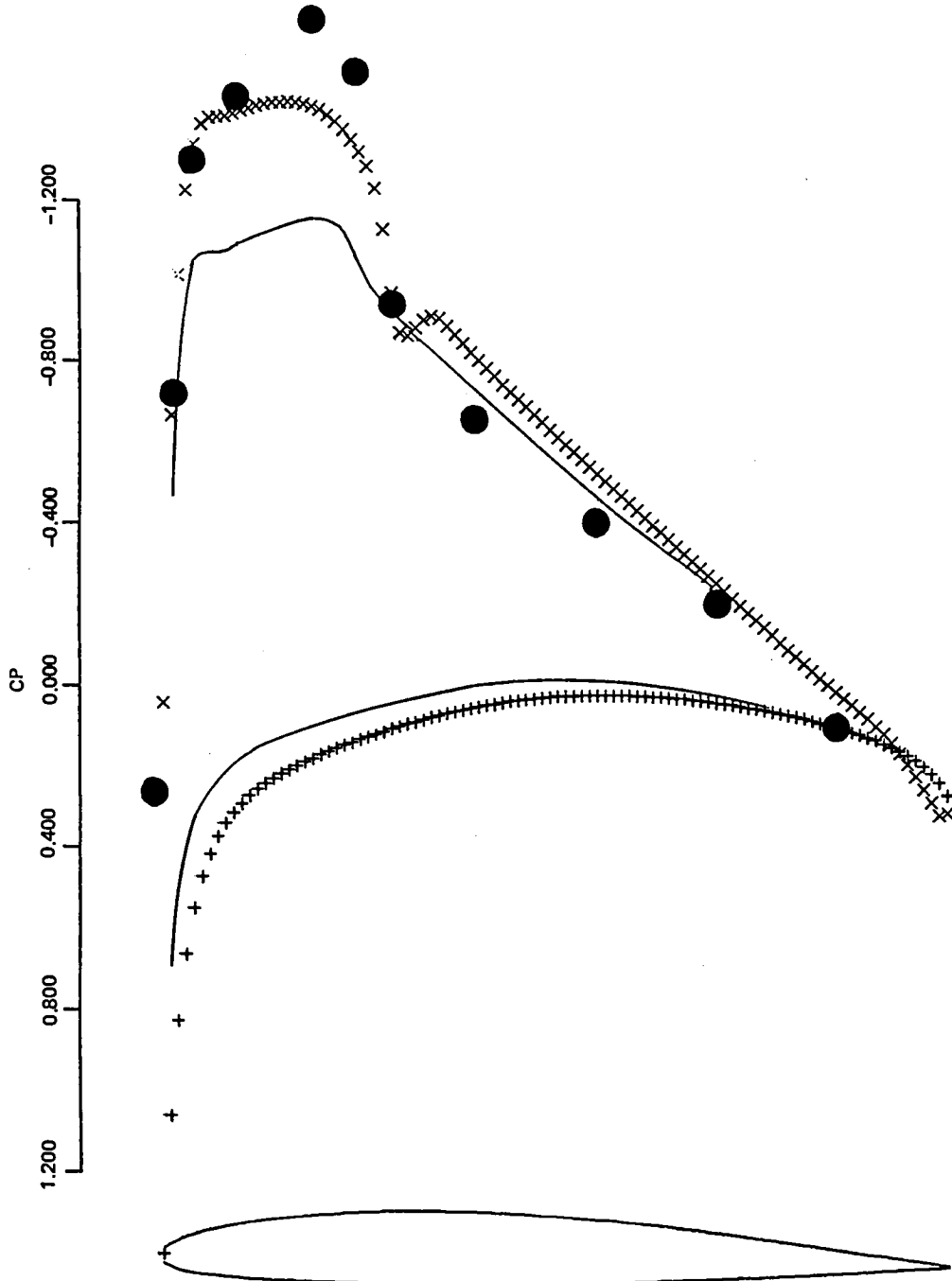


R84-1788-025(1/3)B

Fig. 13 F-14A Wind Tunnel and Analysis Wing Pressure Correlations;  $\Lambda = 20^\circ$ ,  $M = 0.70$ ,  $\alpha = 5^\circ$  (Sheet 1 of 3)



● ● ● UPPER WING SURFACE PRESSURES – WIND TUNNEL DATA  
 x x x UPPER } WING SURFACE PRESSURES – NASA-GRUMMAN TRANSONIC WING BODY CODE  
 + + + LOWER }  
 \_\_\_\_\_ ISOLATED WING CODE PREDICTION

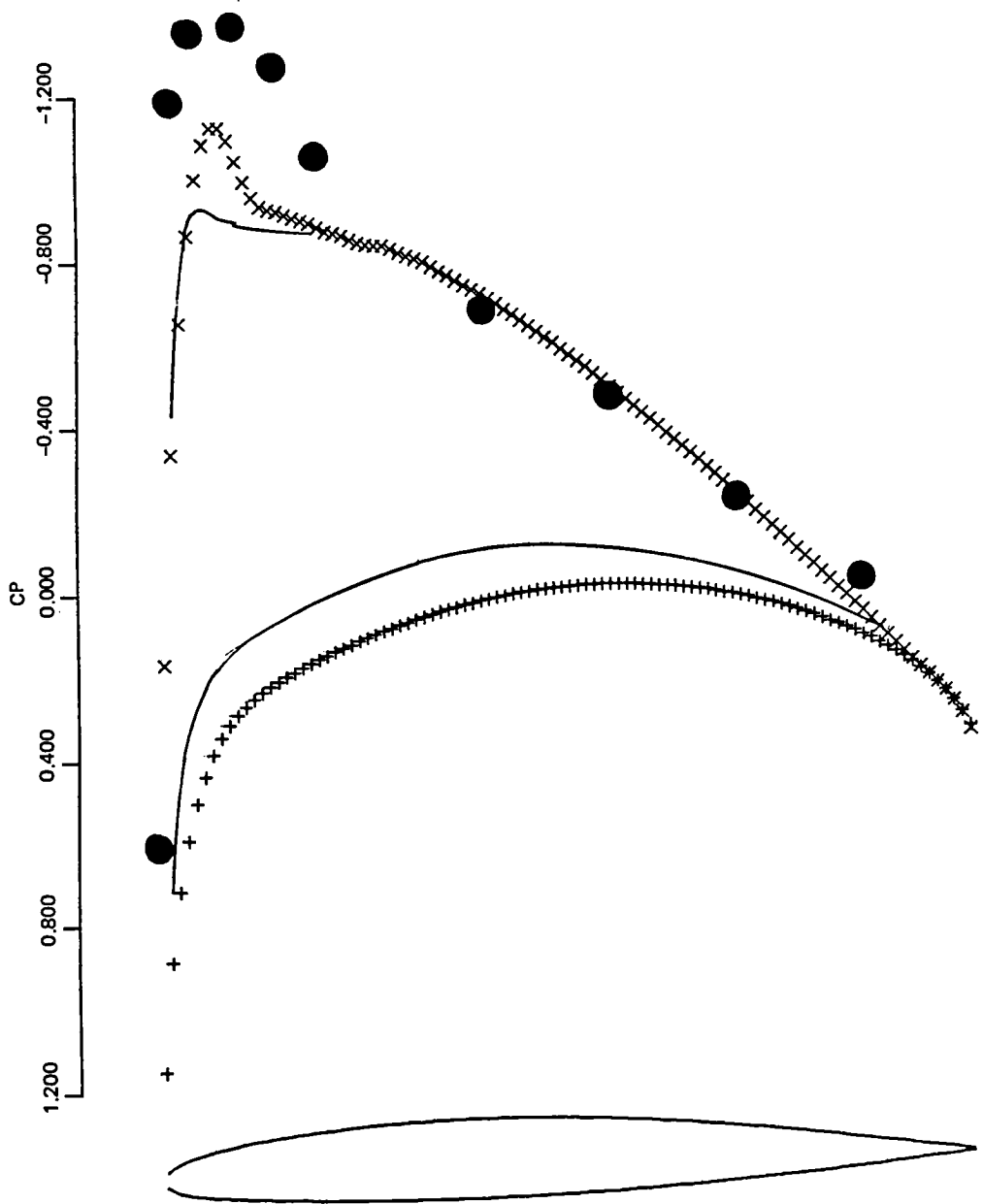


F-14 WING/BODY/GLOVE (20 DEGREE LE)  
 WING STATION 11 2Y/B = 0.488  
 MACH = 0.700 ALPHA = 5.00  
 SECTION CL = 0.780 CM = -0.019 CD = 0.0464

R84-1788-025(2/3)B

Fig. 13 F-14A Wind Tunnel and Analysis Wing Pressure Correlations;  $\Lambda = 20^\circ$ ,  $M = 0.70$ ,  $\alpha = 5^\circ$  (Sheet 2 of 3)

● ● ● UPPER WING SURFACE PRESSURES – WIND TUNNEL DATA  
 x x x UPPER } WING SURFACE PRESSURES – NASA-GRUMMAN TRANSONIC WING BODY CODE  
 + + + LOWER }  
 \_\_\_\_\_ ISOLATED WING CODE PREDICTION

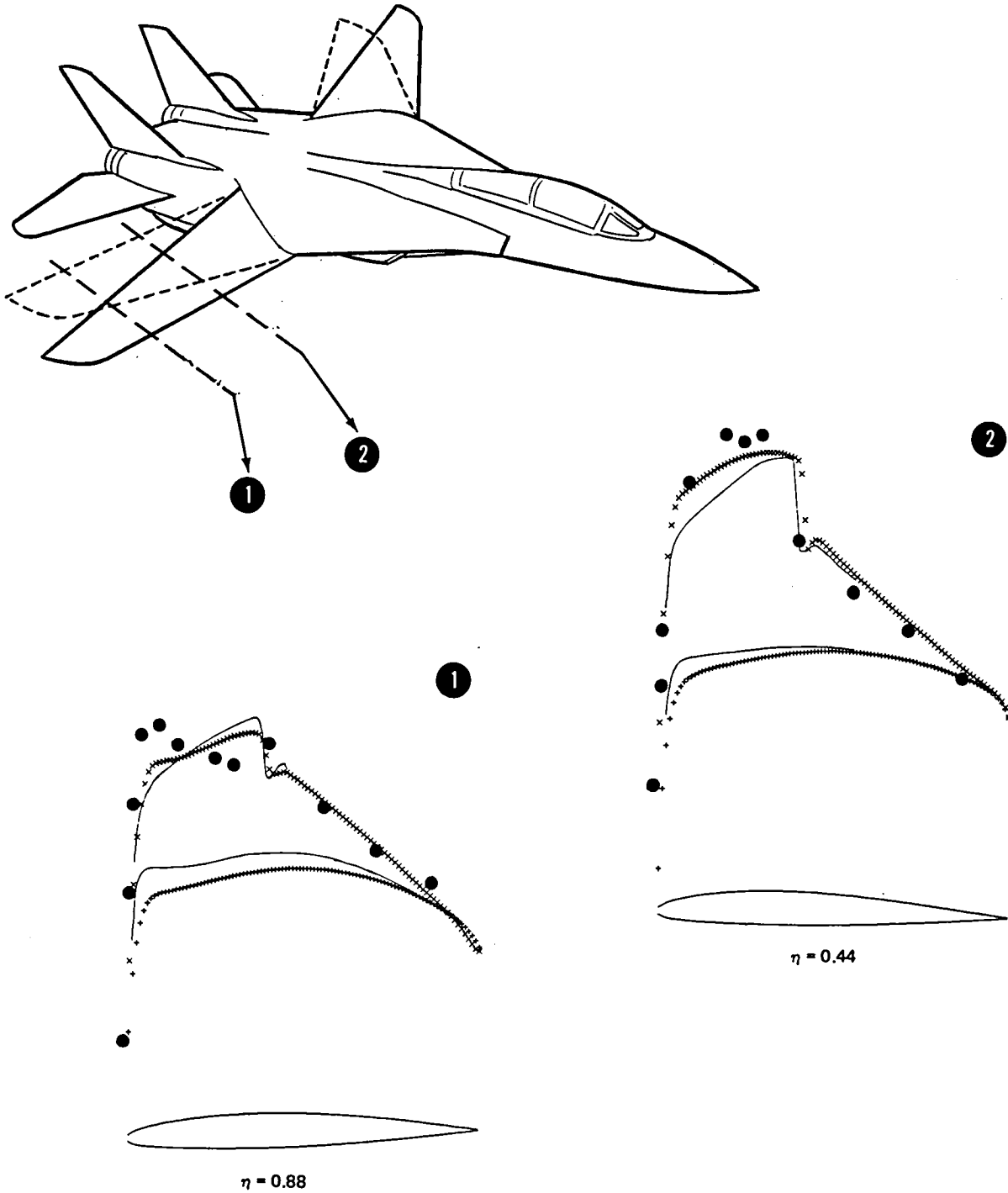


F-14 WING/BODY/GLOVE (20 DEGREE LE)  
 WING STATION 17 2Y/B = 0.874  
 MACH = 0.700 ALPHA = 5.00  
 SECTION CL = 0.601 CM = -0.024 CD = 0.0116

R84-1788-025(3/3)B

Fig. 13 F-14A Wind Tunnel and Analysis Wing Pressure Correlations;  $\Lambda = 20^\circ$ ,  $M = 0.70$ ,  $\alpha = 5^\circ$  (Sheet 3 of 3)

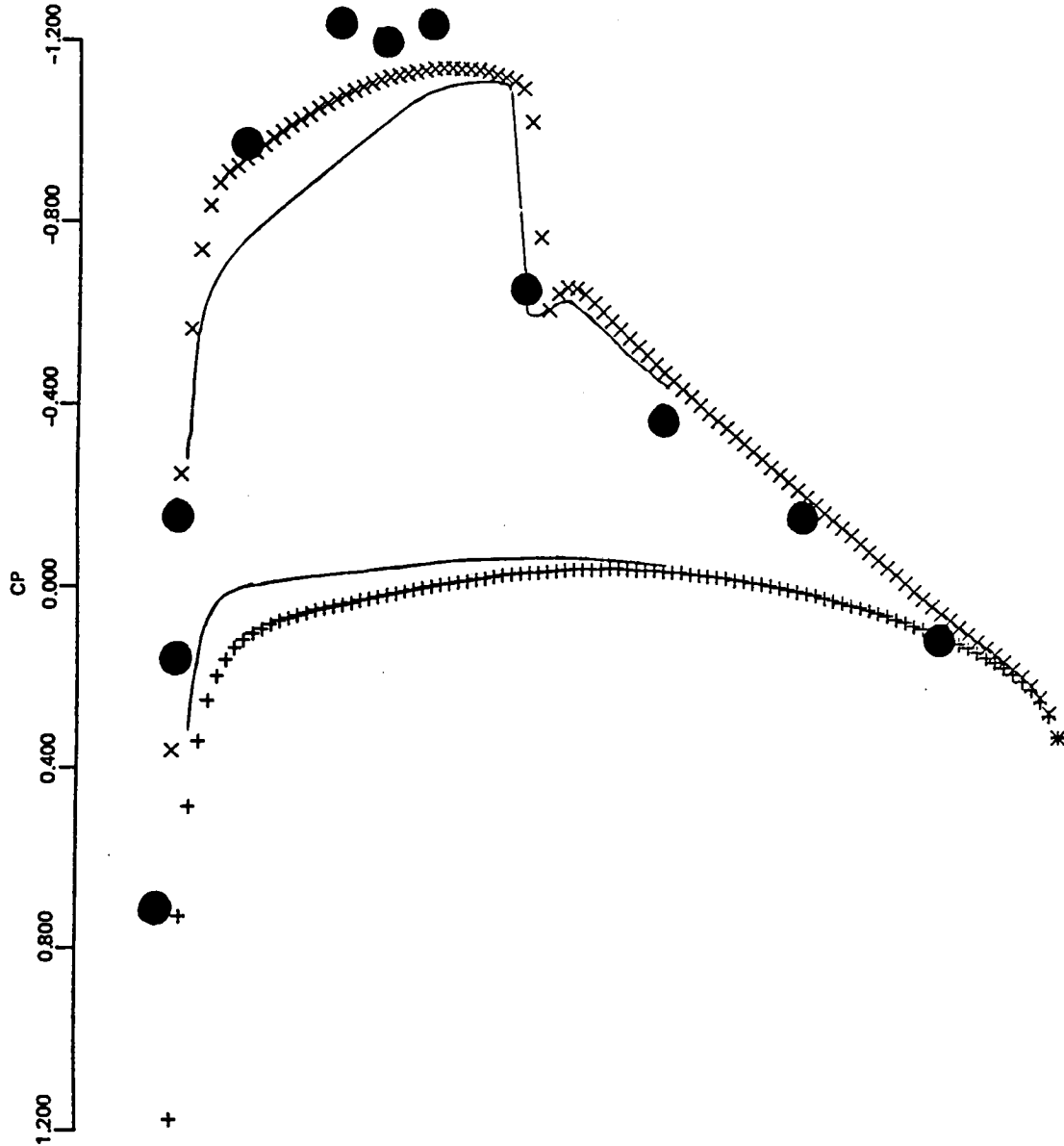
● ● ● UPPER WING SURFACE PRESSURES – WIND TUNNEL DATA  
 x x x UPPER } WING SURFACE PRESSURES – NASA-GRUMMAN TRANSONIC WING BODY CODE  
 + + + LOWER }  
 \_\_\_\_\_ ISOLATED WING CODE PREDICTION



R84-1788-026(1/3)B

Fig. 14 F-14A Wind Tunnel and Analysis Wing Pressure Correlations;  $\Lambda = 20^\circ$ ,  $M = 0.75$ ,  $\alpha = 3^\circ$  (Sheet 1 of 3)

● ● ● UPPER WING SURFACE PRESSURES – WIND TUNNEL DATA  
 x x x UPPER } WING SURFACE PRESSURES – NASA-GRUMMAN TRANSONIC WING BODY CODE  
 + + + LOWER }  
 \_\_\_\_\_ ISOLATED WING CODE PREDICTION

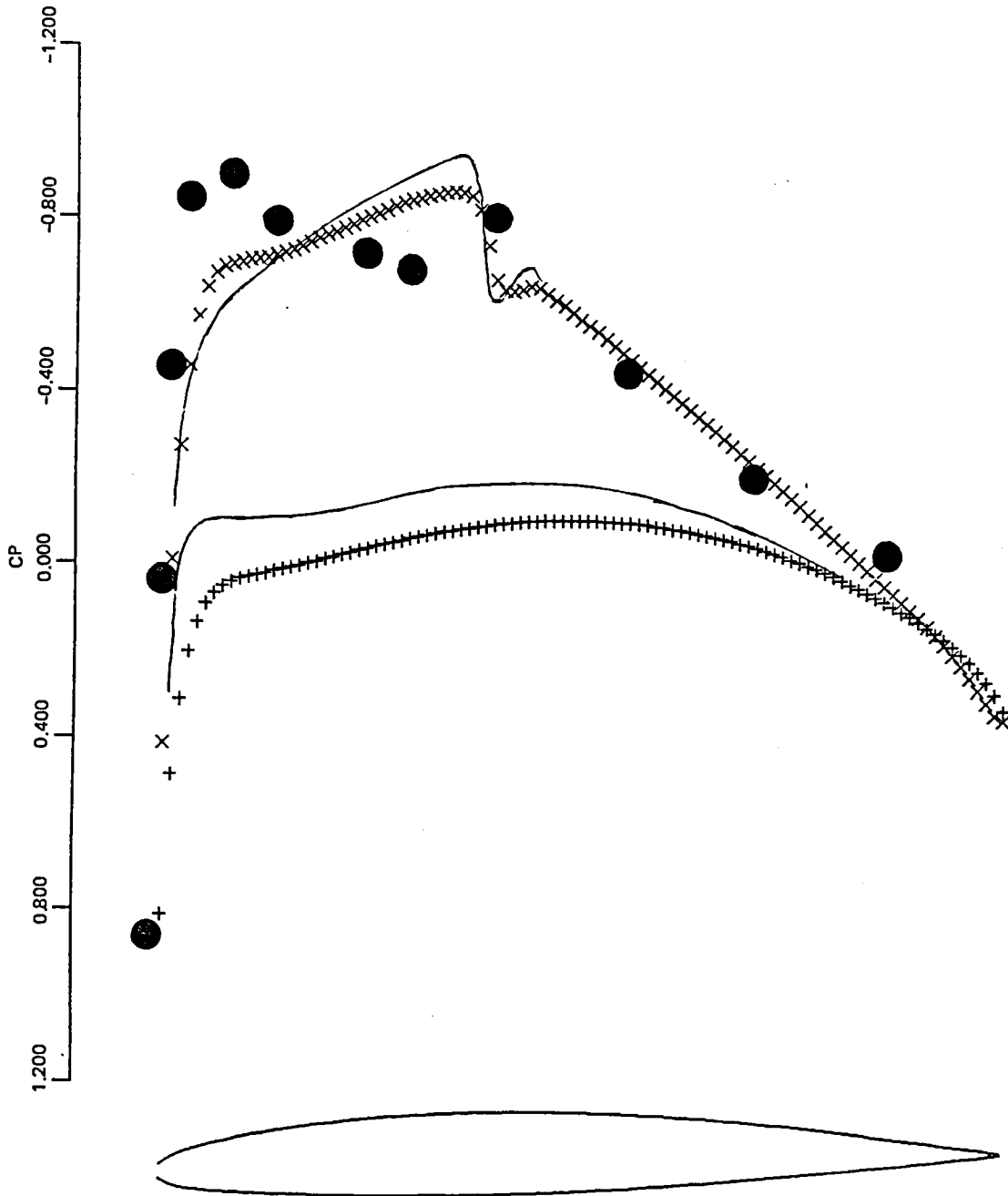


F-14 WING/BODY/GLOVE (20 DEGREE LE)  
 WING STATION 11 2Y/B = 0.488  
 MACH = 0.750 ALPHA = 3.00  
 SECTION CL = 0.600 CM = -0.030 CD = 0.0256

R84-1788-026(2/3)B

Fig. 14 F-14A Wind Tunnel and Analysis Wing Pressure Correlations;  $\Lambda = 20^\circ$ ,  $M = 0.75$ ,  $\alpha = 3^\circ$  (Sheet 2 of 3)

● ● ● UPPER WING SURFACE PRESSURES – WIND TUNNEL DATA  
 x x x UPPER } WING SURFACE PRESSURES – NASA-GRUMMAN TRANSONIC WING BODY CODE  
 + + + LOWER }  
 ——— ISOLATED WING CODE PREDICTION

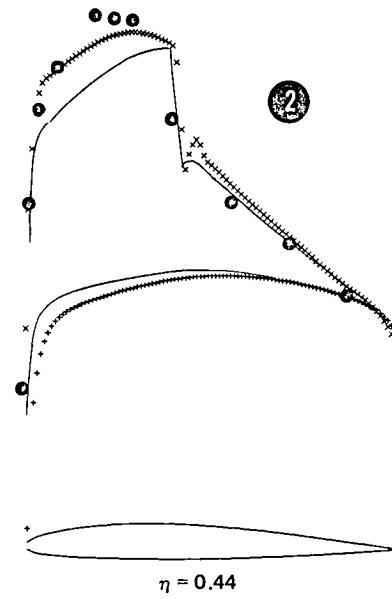
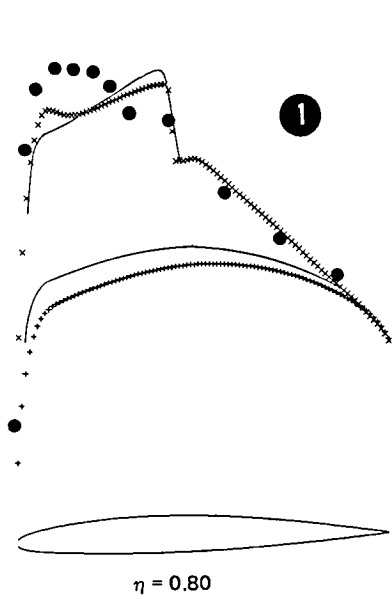
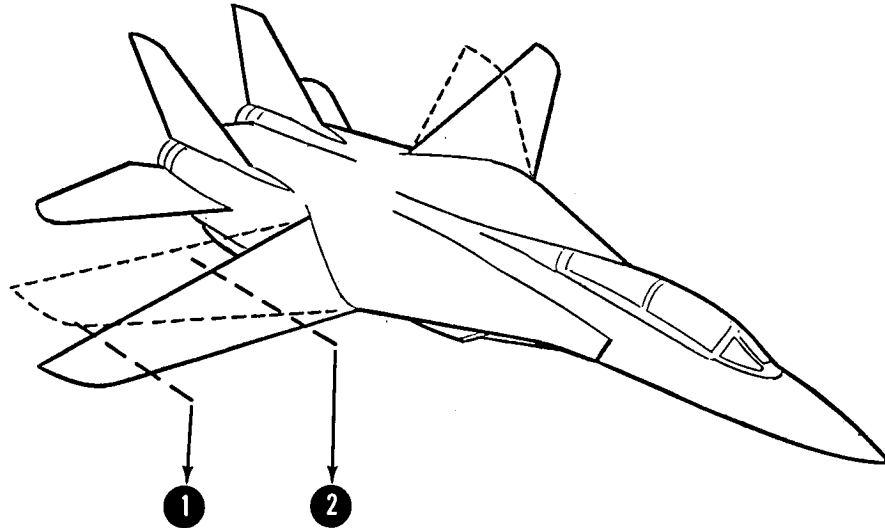


F-14 WING/BODY/GLOVE (20 DEGREE LE)  
 WING STATION 17 2Y/B = 0.874  
 MACH = 0.750 ALPHA = 3.00  
 SECTION CL = 0.422 CM = -0.026 CD = -0.0044

R84-1788-026(3/3)B

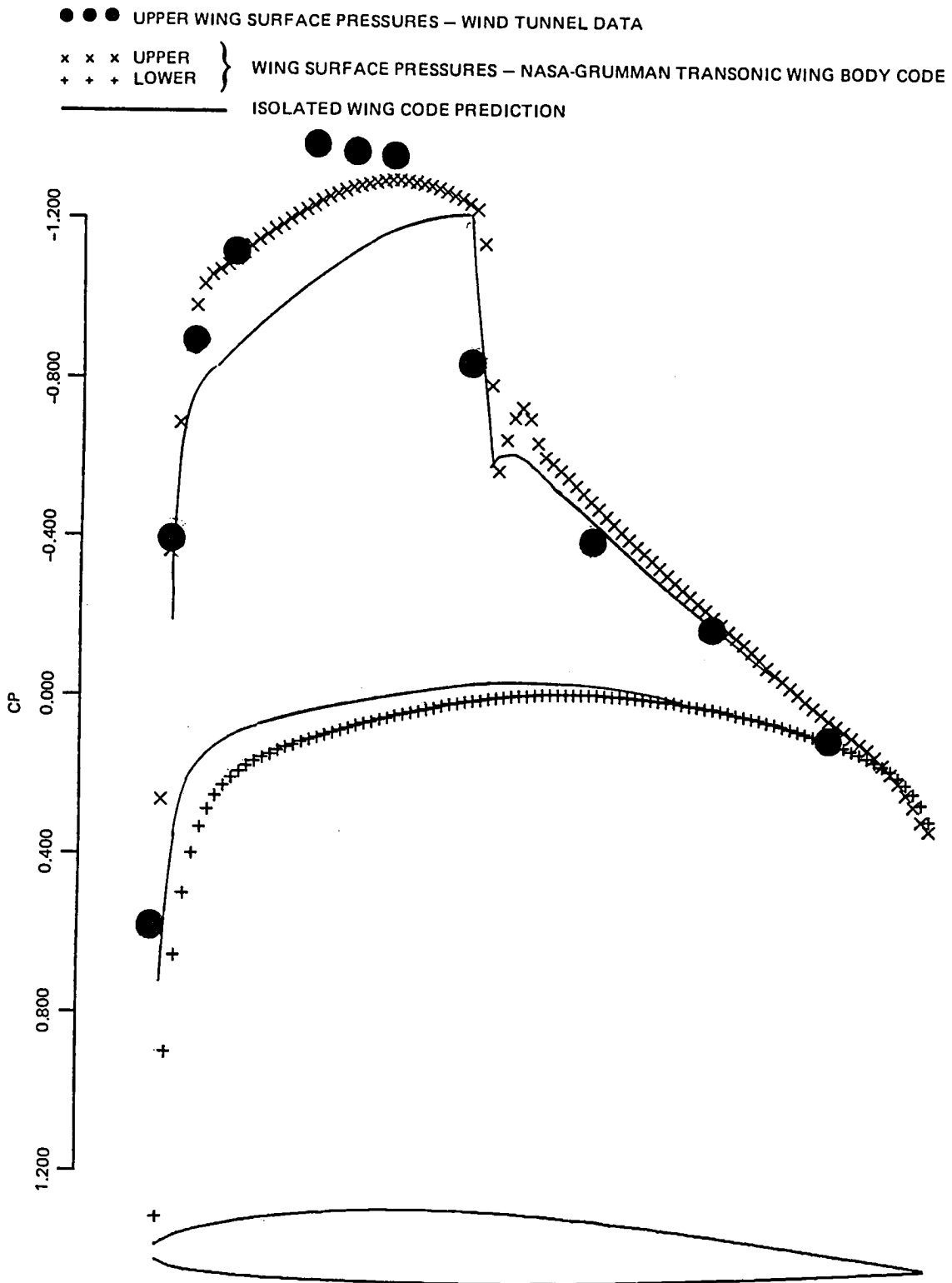
Fig. 14 F-14A Wind Tunnel and Analysis Wing Pressure Correlations;  $\Lambda = 20^\circ$ ,  $M = 0.75$ ,  $\alpha = 3^\circ$  (Sheet 3 of 3)

● ● ● UPPER WING SURFACE PRESSURES – WIND TUNNEL DATA  
 x x x UPPER } WING SURFACE PRESSURES – NASA-GRUMMAN TRANSONIC WING BODY CODE  
 + + + LOWER }  
 ————— ISOLATED WING CODE PREDICTION



R84-1788-027(1/3)B

Fig. 15 F-14A Wind Tunnel and Analysis Wing Pressure Correlations;  $\Lambda = 20^\circ$ ,  $M = 0.75$ ,  $\alpha = 4^\circ$  (Sheet 1 of 3)

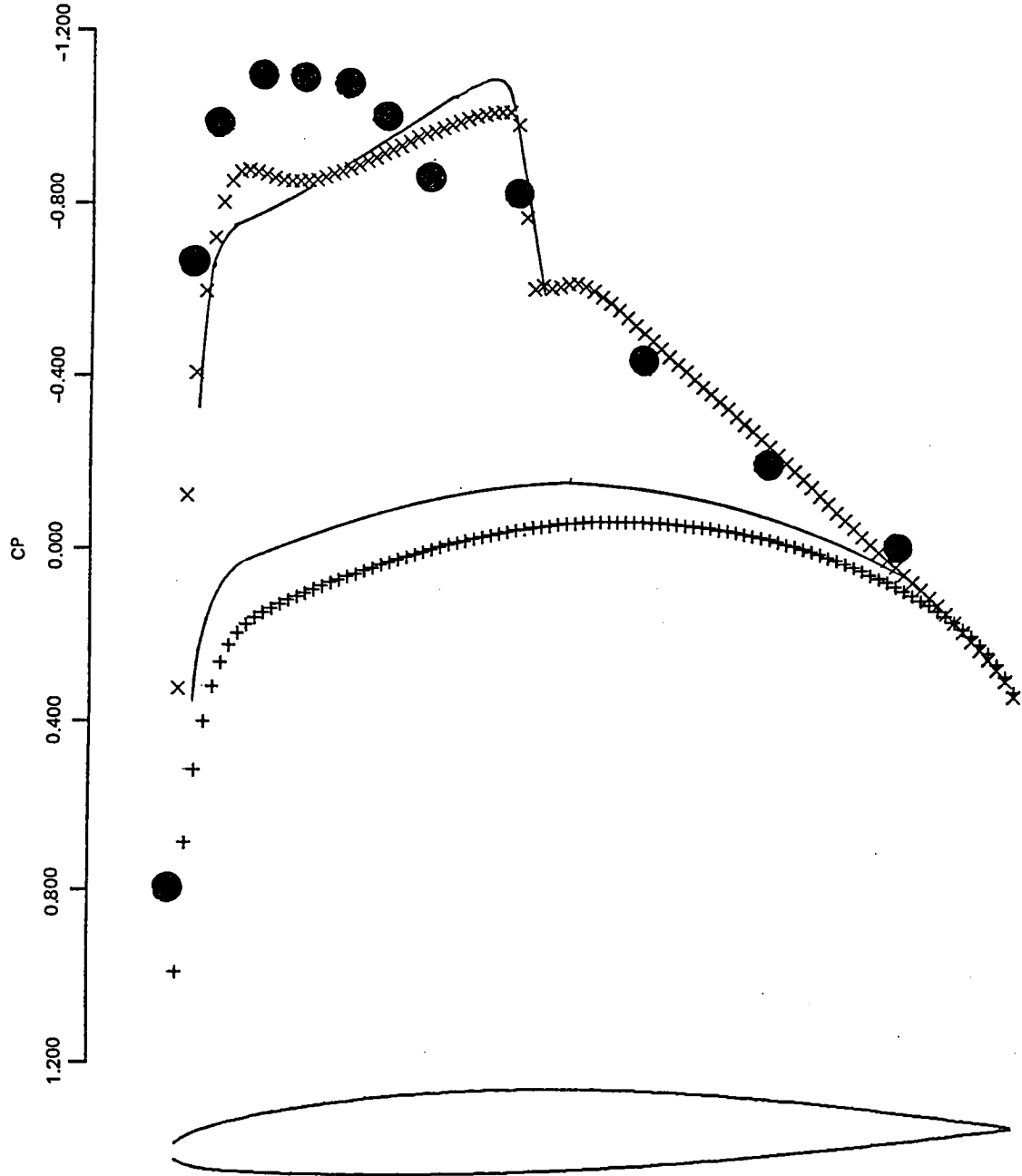


F-14 WING/BODY/GLOVE (20 DEGREE LE)  
 WING STATION 11 2Y/B = 0.488  
 MACH = 0.750 ALPHA = 4.00  
 SECTION CL = 0.714 CM = -0.029 CD = 0.0413

R84-1788-027(2/3)B

Fig. 15 F-14A Wind Tunnel and Analysis Wing Pressure Correlations;  $\Lambda = 20^\circ$ ,  $M = 0.75$ ,  $\alpha = 4^\circ$  (Sheet 2 of 3)

● ● ● UPPER WING SURFACE PRESSURES – WIND TUNNEL DATA  
 x x x UPPER } WING SURFACE PRESSURES – NASA-GRUMMAN TRANSONIC WING BODY CODE  
 + + + LOWER }  
 ————— ISOLATED WING CODE PREDICTION




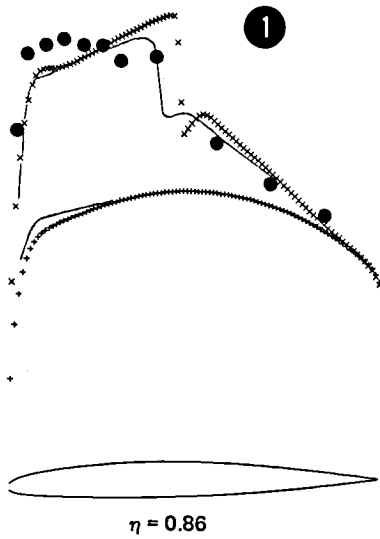
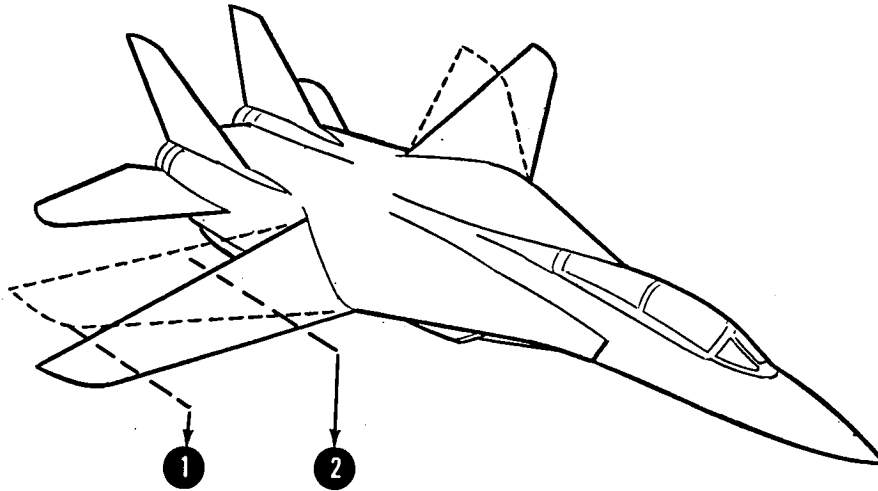
F-14 WING/BODY/GLOVE (20 DEGREE LE)  
 WING STATION 17 2Y/B = 0.874  
 MACH = 0.750 ALPHA = 4.00  
 SECTION CL = 0.542 CM = -0.028 CD = 0.0041

R84-1788-027(3/3)B

Fig. 15 F-14A Wind Tunnel and Analysis Wing Pressure Correlations;  $\Lambda = 20^\circ$ ,  $M = 0.75$ ,  $\alpha = 4^\circ$  (Sheet 3 of 3)




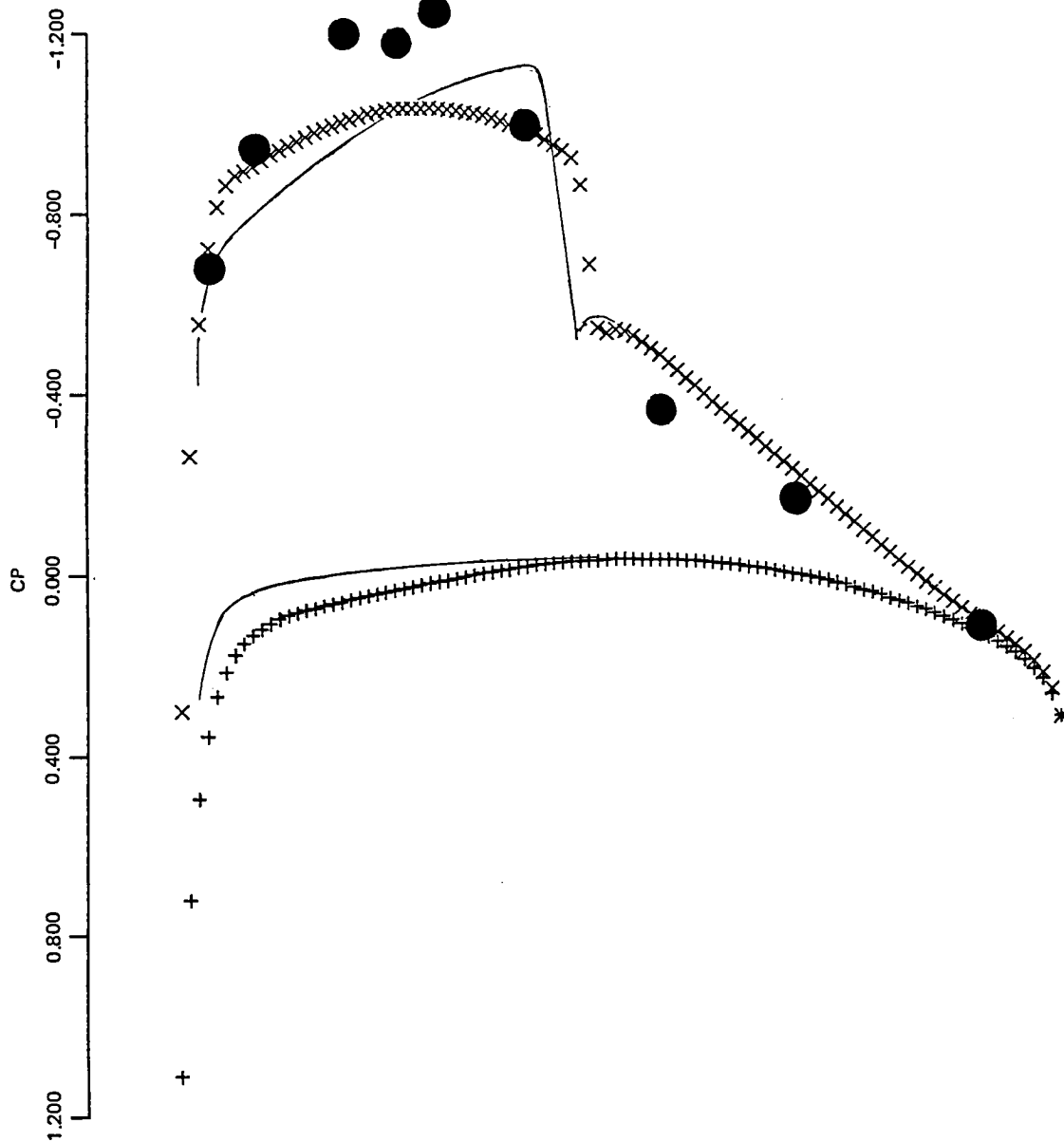
● ● ● UPPER WING SURFACE PRESSURES – WIND TUNNEL DATA  
 x x x UPPER } WING SURFACE PRESSURES – NASA-GRUMMAN TRANSONIC WING BODY CODE  
 + + + LOWER }  
 ————— ISOLATED WING CODE PREDICTION



R84-1788-028(1/3)B

Fig. 16 F-14A Wind Tunnel and Analysis Wing Pressure Correlations;  $\Lambda = 25^\circ$ ,  $M = 0.775$ ,  $\alpha = 3^\circ$  (Sheet 1 of 3)

● ● ● UPPER WING SURFACE PRESSURES – WIND TUNNEL DATA  
 x x x UPPER } WING SURFACE PRESSURES – NASA-GRUMMAN TRANSONIC WING BODY CODE  
 + + + LOWER }  
 ————— ISOLATED WING CODE PREDICTION

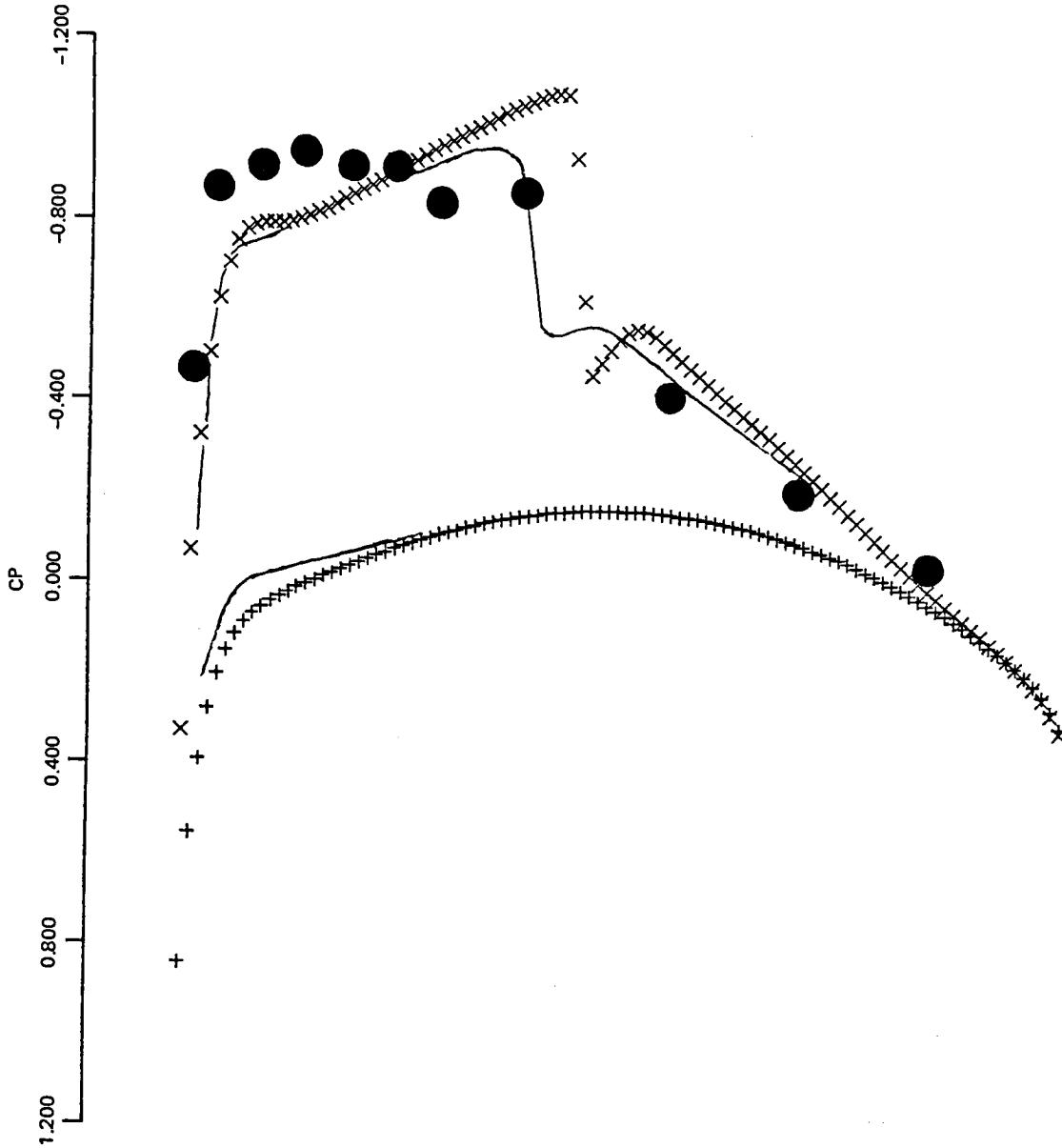


F-14 WING/BODY/GLOVE (25 DEGREE LE)  
 WING STATION 11 2Y/B = 0.488  
 MACH = 0.775 ALPHA = 3.00  
 SECTION CL = 0.588 CM = -0.031 CD = 0.0264

R84-1788-028(2/3)B

Fig. 16 F-14A Wind Tunnel and Analysis Wing Pressure Correlations;  $\Lambda = 25^\circ$ ,  $M = 0.775$ ,  $\alpha = 3^\circ$  (Sheet 2 of 3)

● ● ● UPPER WING SURFACE PRESSURES – WIND TUNNEL DATA  
 x x x UPPER } WING SURFACE PRESSURES – NASA-GRUMMAN TRANSONIC WING BODY CODE  
 + + + LOWER }  
 ————— ISOLATED WING CODE PREDICTION

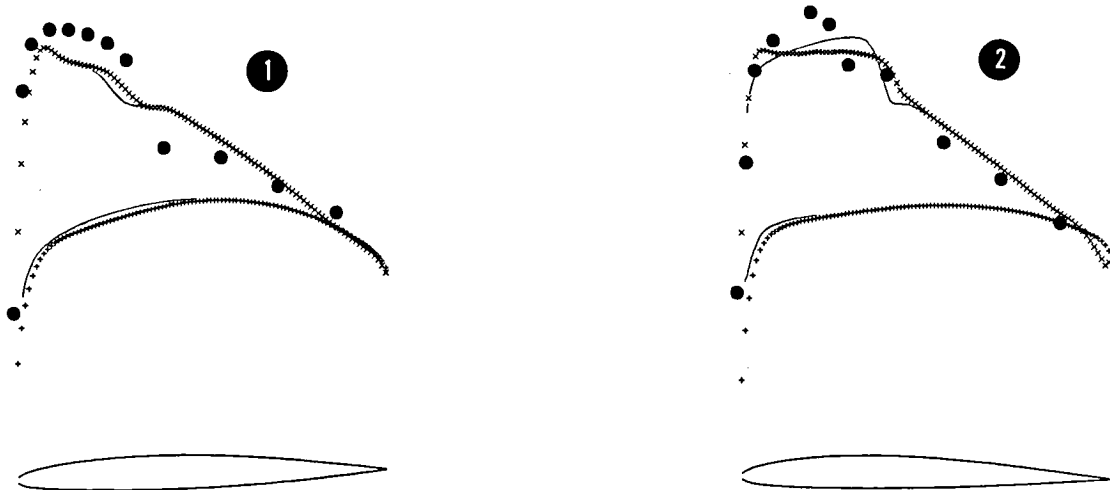
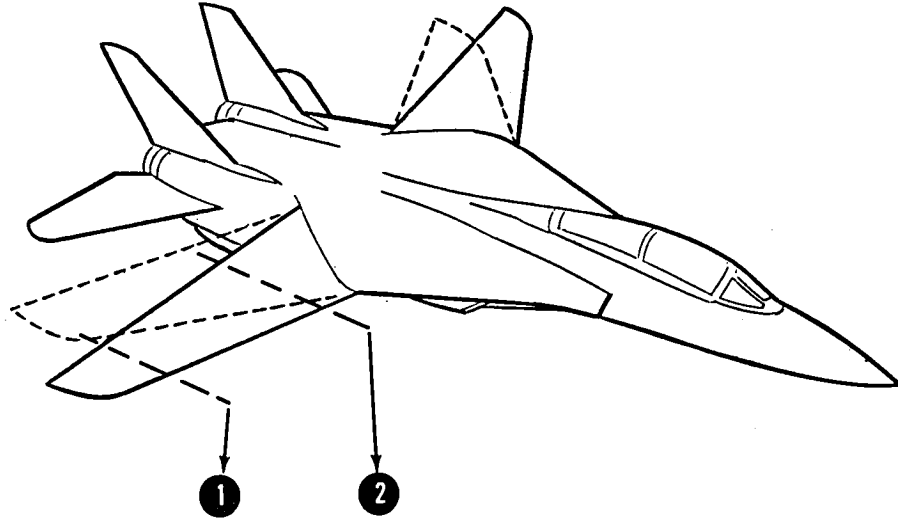


F-14 WING/BODY/GLOVE (25 DEGREE LE)  
 WING STATION 17  $2Y/B = 0.874$   
 MACH = 0.775 ALPHA = 3.00  
 SECTION CL = 0.470 CM = -0.025 CD = -0.0030

R84-1788-028(3/3)B

Fig. 16 F-14A Wind Tunnel and Analysis Wing Pressure Correlations;  $\Lambda = 25^\circ$ ,  $M = 0.775$ ,  $\alpha = 3^\circ$  (Sheet 3 of 3)

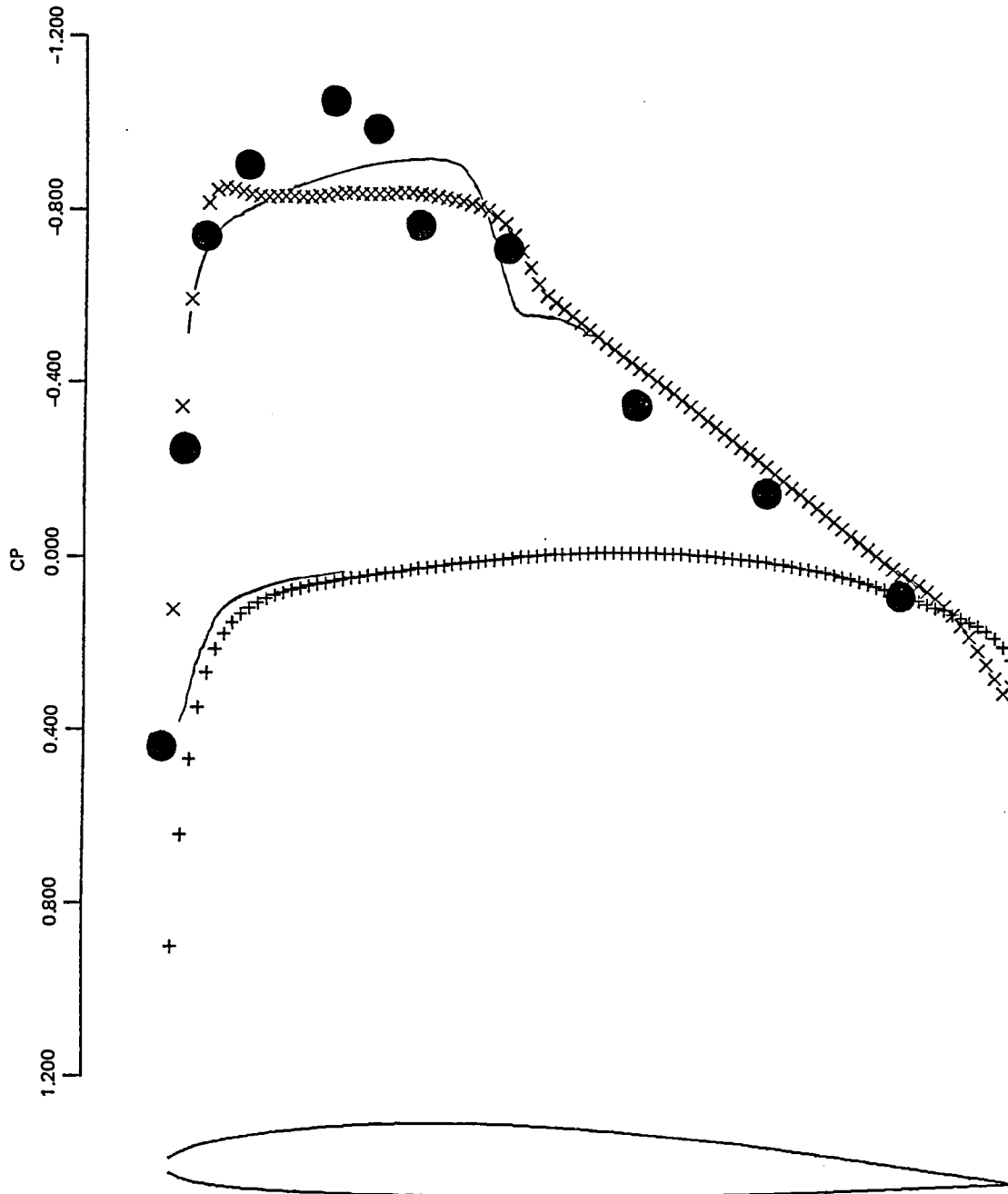
● ● ● UPPER WING SURFACE PRESSURES – WIND TUNNEL DATA  
 x x x UPPER } WING SURFACE PRESSURES – NASA-GRUMMAN TRANSONIC WING BODY CODE  
 + + + LOWER }  
 \_\_\_\_\_ ISOLATED WING CODE PREDICTION



R84-1788-029(1/3)B

Fig. 17 F-14A Wind Tunnel and Analysis Wing Pressure Correlations;  $\Lambda = 35^\circ$ ,  $M = 0.80$ ,  $\alpha = 3^\circ$  (Sheet 1 of 3)

● ● ● UPPER WING SURFACE PRESSURES – WIND TUNNEL DATA  
 x x x UPPER } WING SURFACE PRESSURES – NASA-GRUMMAN TRANSONIC WING BODY CODE  
 + + + LOWER }  
 ————— ISOLATED WING CODE PREDICTION

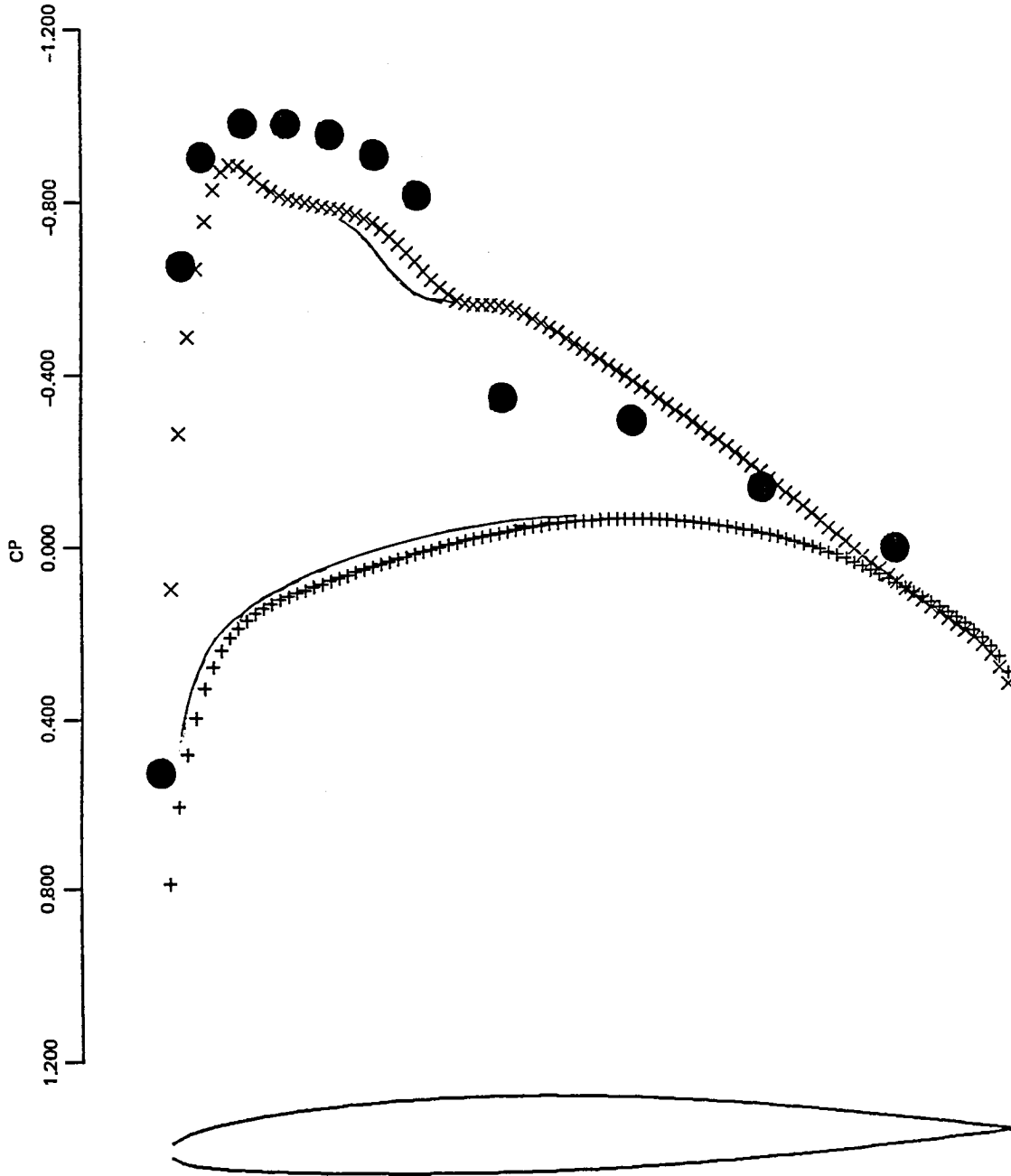


F-14 WING/BODY/GLOVE (35 DEGREE LE)  
 WING STATION 11 2Y/B = 0.488  
 MACH = 0.800 ALPHA = 3.00  
 SECTION CL = 0.512 CM = -0.024 CD = 0.0197

R84-1788-029(2/3)B

Fig. 17 F-14A Wind Tunnel and Analysis Wing Pressure Correlations;  $\Lambda = 35^\circ$ ,  $M = 0.80$ ,  $\alpha = 3^\circ$  (Sheet 2 of 3)

● ● ● UPPER WING SURFACE PRESSURES – WIND TUNNEL DATA  
 x x x UPPER } WING SURFACE PRESSURES – NASA-GRUMMAN TRANSONIC WING BODY CODE  
 + + + LOWER }  
 ————— ISOLATED WING CODE PREDICTION

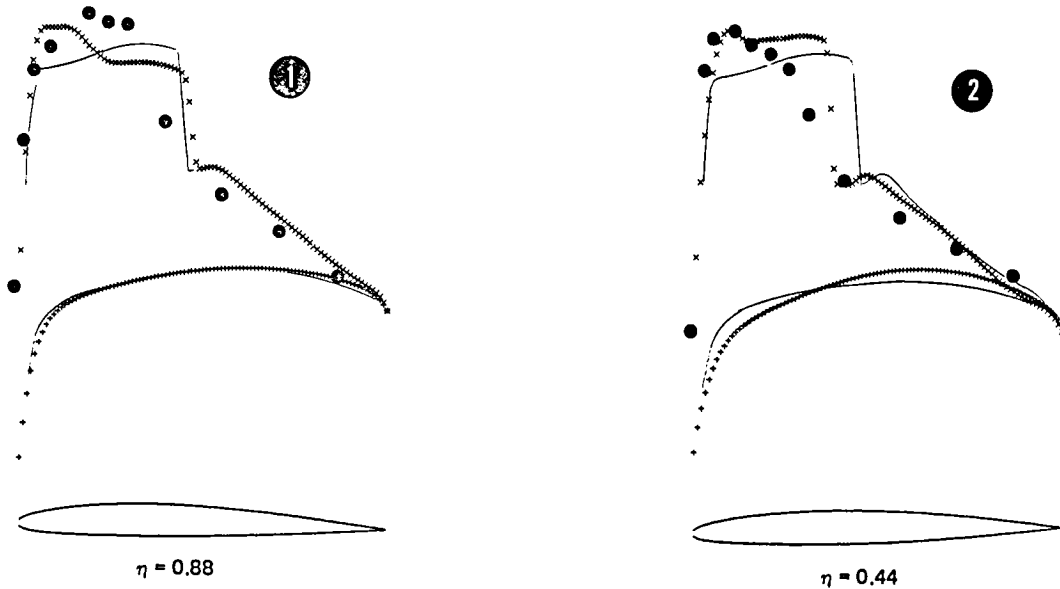
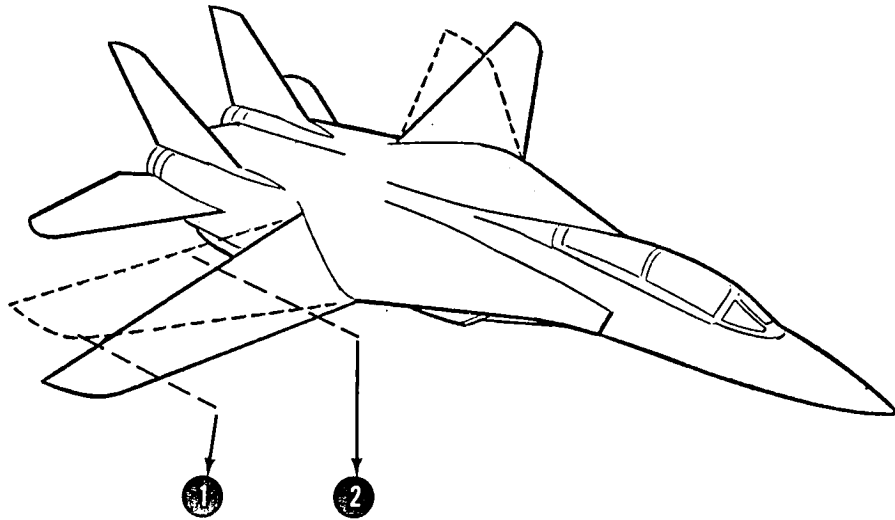


F-14 WING/BODY/GLOVE (35 DEGREE LE)  
 WING STATION 17 2Y/B = 0.874  
 MACH = 0.800 ALPHA = 3.00  
 SECTION CL = 0.436 CM = -0.007 CD = -0.0059

R84-1788-029(3/3)B

Fig. 17 F-14A Wind Tunnel and Analysis Wing Pressure Correlations;  $\Lambda = 35^\circ$ ,  $M = 0.80$ ,  $\alpha = 3^\circ$  (Sheet 3 of 3)

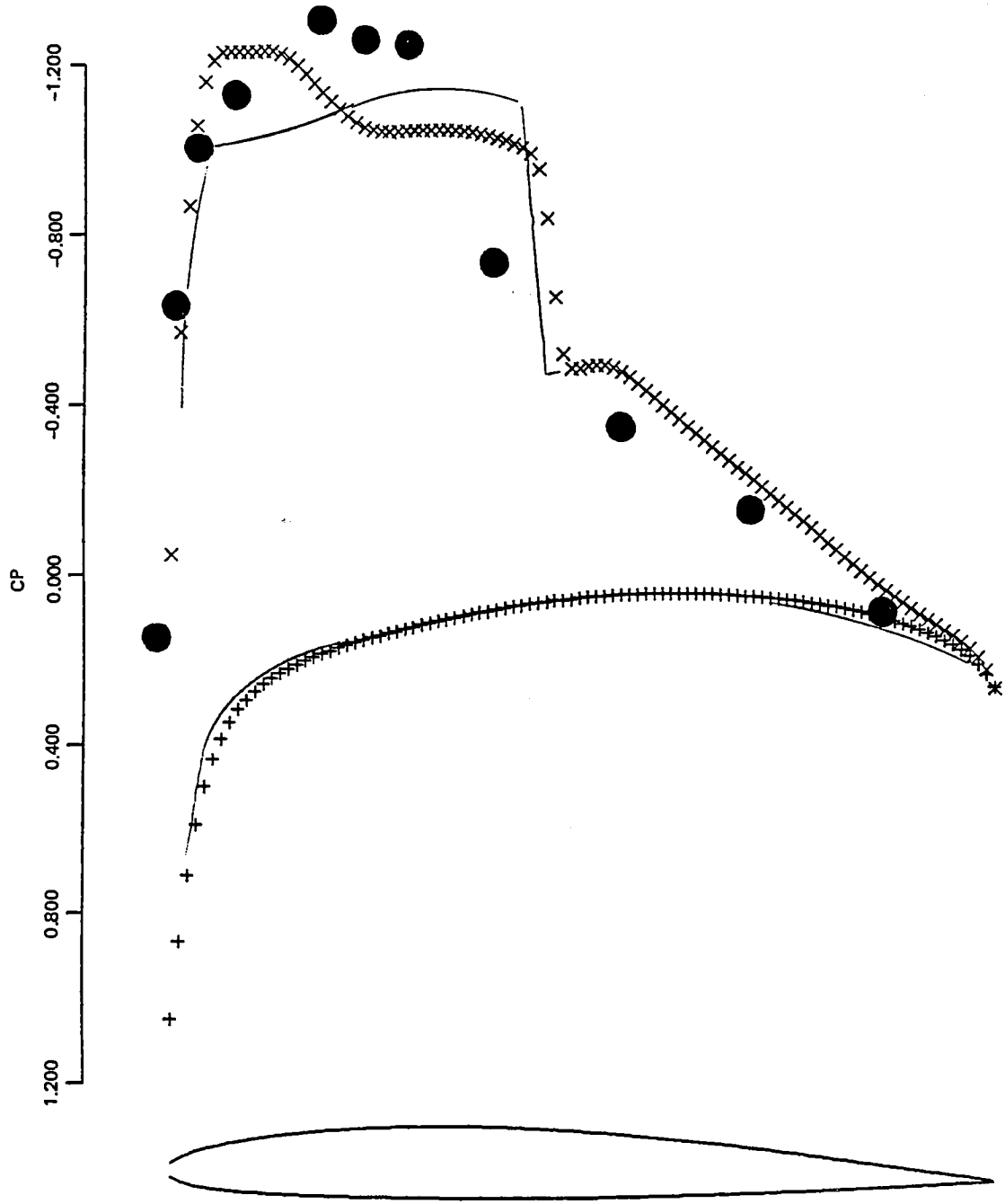
● ● ● UPPER WING SURFACE PRESSURES – WIND TUNNEL DATA  
 x x x UPPER } WING SURFACE PRESSURES – NASA-GRUMMAN TRANSONIC WING BODY CODE  
 + + + LOWER }  
 ————— ISOLATED WING CODE PREDICTION



R84-1788-030(1/3)B

Fig. 18 F-14A Wind Tunnel and Analysis Wing Pressure Correlations;  $\Lambda = 35^\circ$ ,  $M = 0.80$ ,  $\alpha = 5^\circ$  (Sheet 1 of 3)

● ● ● UPPER WING SURFACE PRESSURES – WIND TUNNEL DATA  
 x x x UPPER } WING SURFACE PRESSURES – NASA-GRUMMAN TRANSONIC WING BODY CODE  
 + + + LOWER }  
 ————— ISOLATED WING CODE PREDICTION



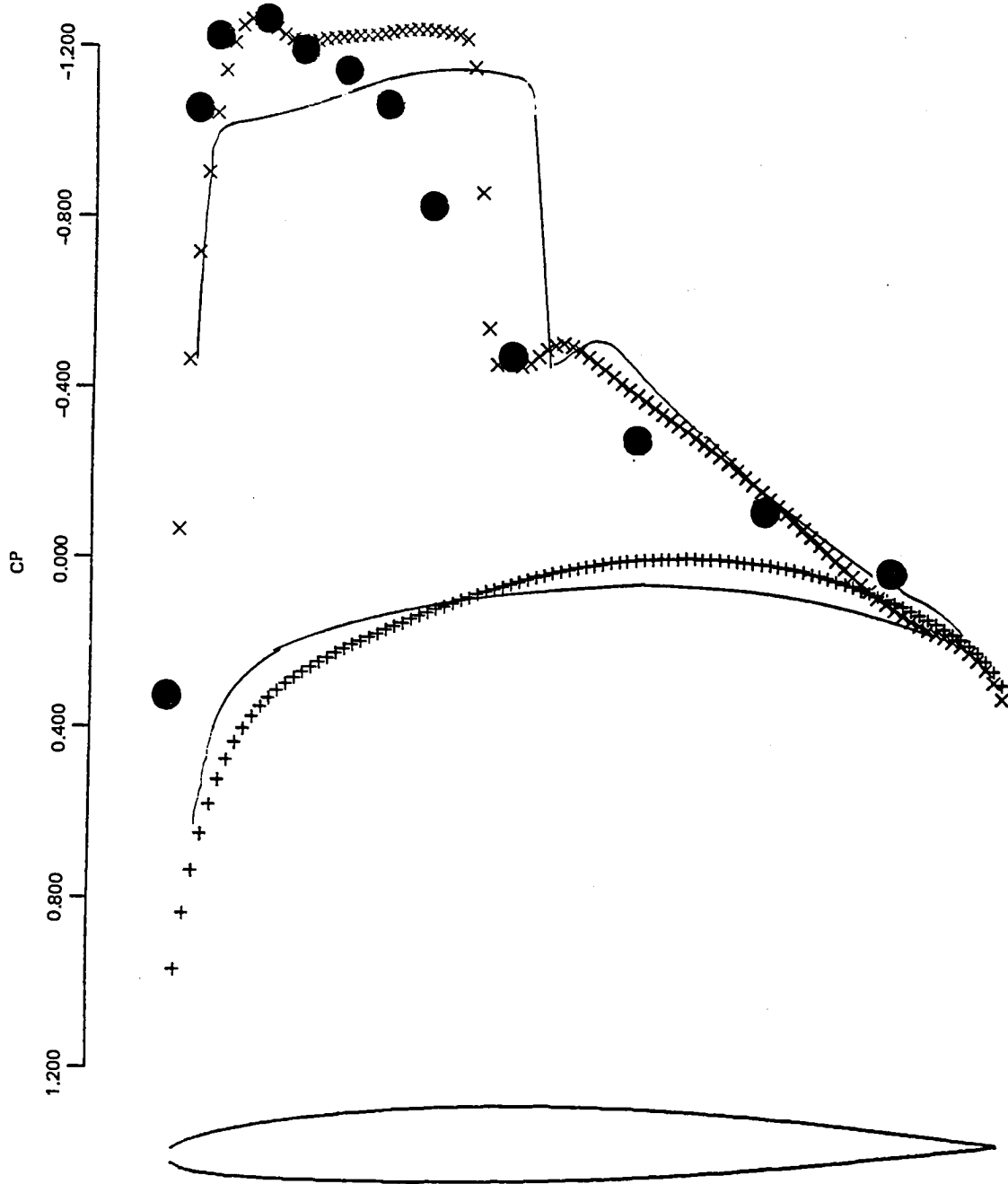
F-14 WING/BODY/GLOVE (35 DEGREE LE)  
 WING STATION 11 2Y/B = 0.488  
 MACH = 0.800 ALPHA = 5.00  
 SECTION CL = 0.733 CM = -0.029 CD = 0.0487

R84-1788-030(2/3)B

Fig. 18 F-14A Wind Tunnel and Analysis Wing Pressure Correlations;  $\Lambda = 35^\circ$ ,  $M = 0.80$ ,  $\alpha = 5^\circ$  (Sheet 2 of 3)



● ● ● UPPER WING SURFACE PRESSURES – WIND TUNNEL DATA  
 x x x UPPER } WING SURFACE PRESSURES – NASA-GRUMMAN TRANSONIC WING BODY CODE  
 + + + LOWER }  
 \_\_\_\_\_ ISOLATED WING CODE PREDICTION

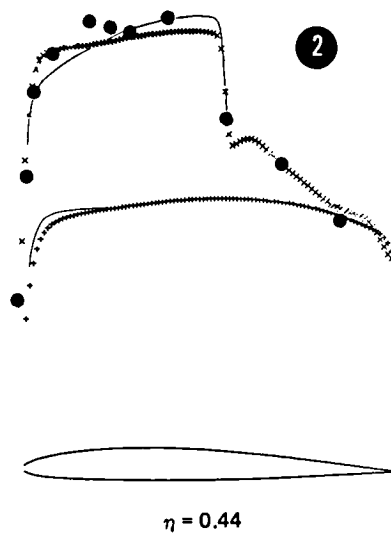
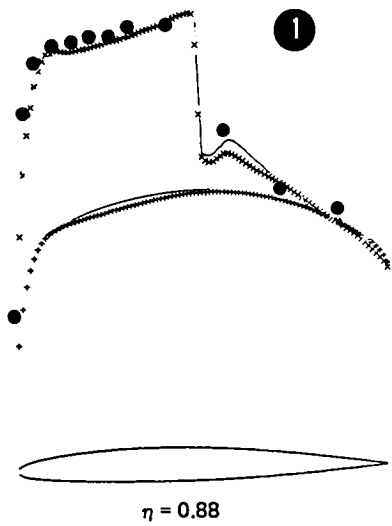
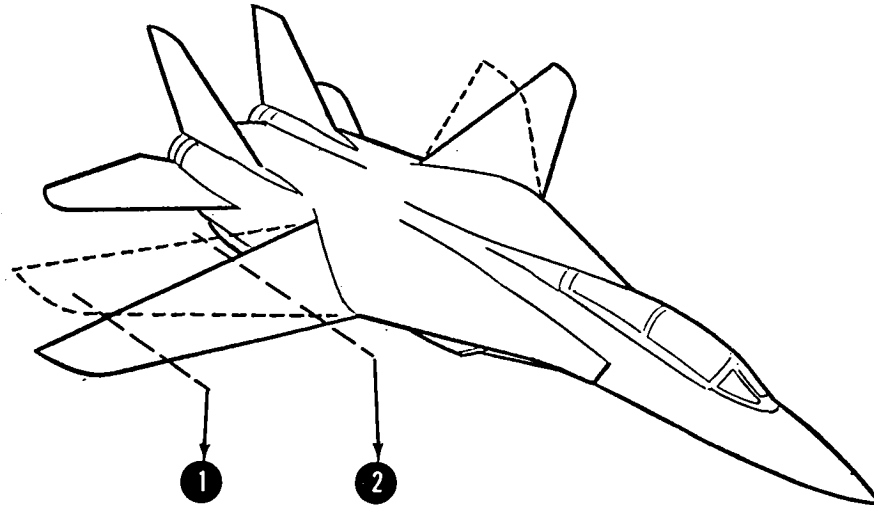


F-14 WING/BODY/GLOVE (35 DEGREE LE)  
 WING STATION 17 2Y/B = 0.874  
 MACH = 0.800 ALPHA = 5.00  
 SECTION CL = 0.676 CM = 0.000 CD = 0.0112

R84-1788-030(3/3)B

Fig. 18 F-14A Wind Tunnel and Analysis Wing Pressure Correlations;  $\Lambda = 35^\circ$ ,  $M = 0.80$ ,  $\alpha = 5^\circ$  (Sheet 3 of 3)

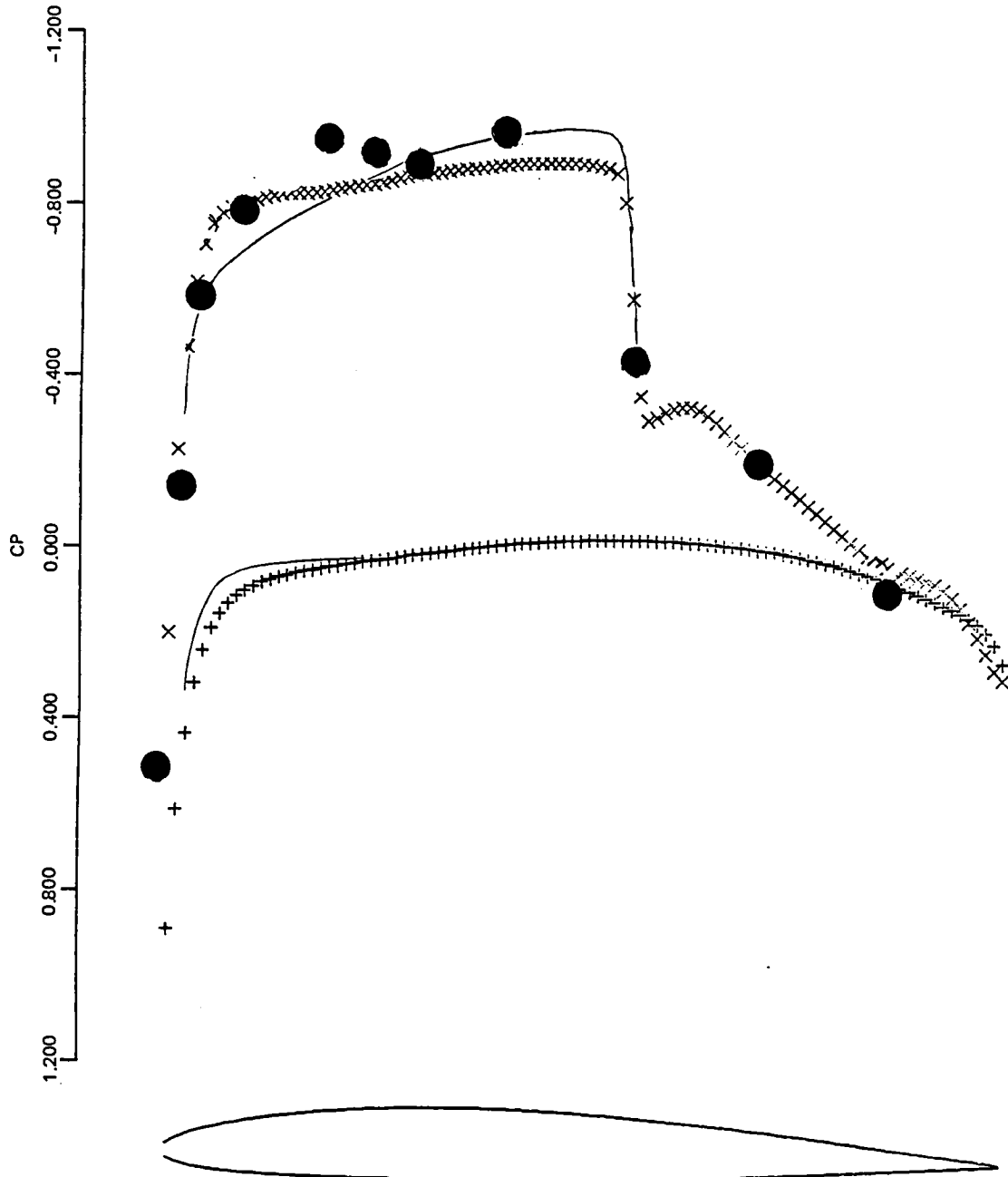
● ● ● UPPER WING SURFACE PRESSURES – WIND TUNNEL DATA  
 x x x UPPER } WING SURFACE PRESSURES – NASA-GRUMMAN TRANSONIC WING BODY CODE  
 + + + LOWER }  
 \_\_\_\_\_ ISOLATED WING CODE PREDICTION



R84-1788-031(1/3)B

Fig. 19 F-14A Wind Tunnel and Analysis Wing Pressure Correlations;  $\Lambda = 35^\circ$ ,  $M = 0.85$ ,  $\alpha = 3^\circ$  (Sheet 1 of 3)

● ● ● UPPER WING SURFACE PRESSURES – WIND TUNNEL DATA  
 x x x UPPER } WING SURFACE PRESSURES – NASA-GRUMMAN TRANSONIC WING BODY CODE  
 + + + LOWER }  
 ————— ISOLATED WING CODE PREDICTION

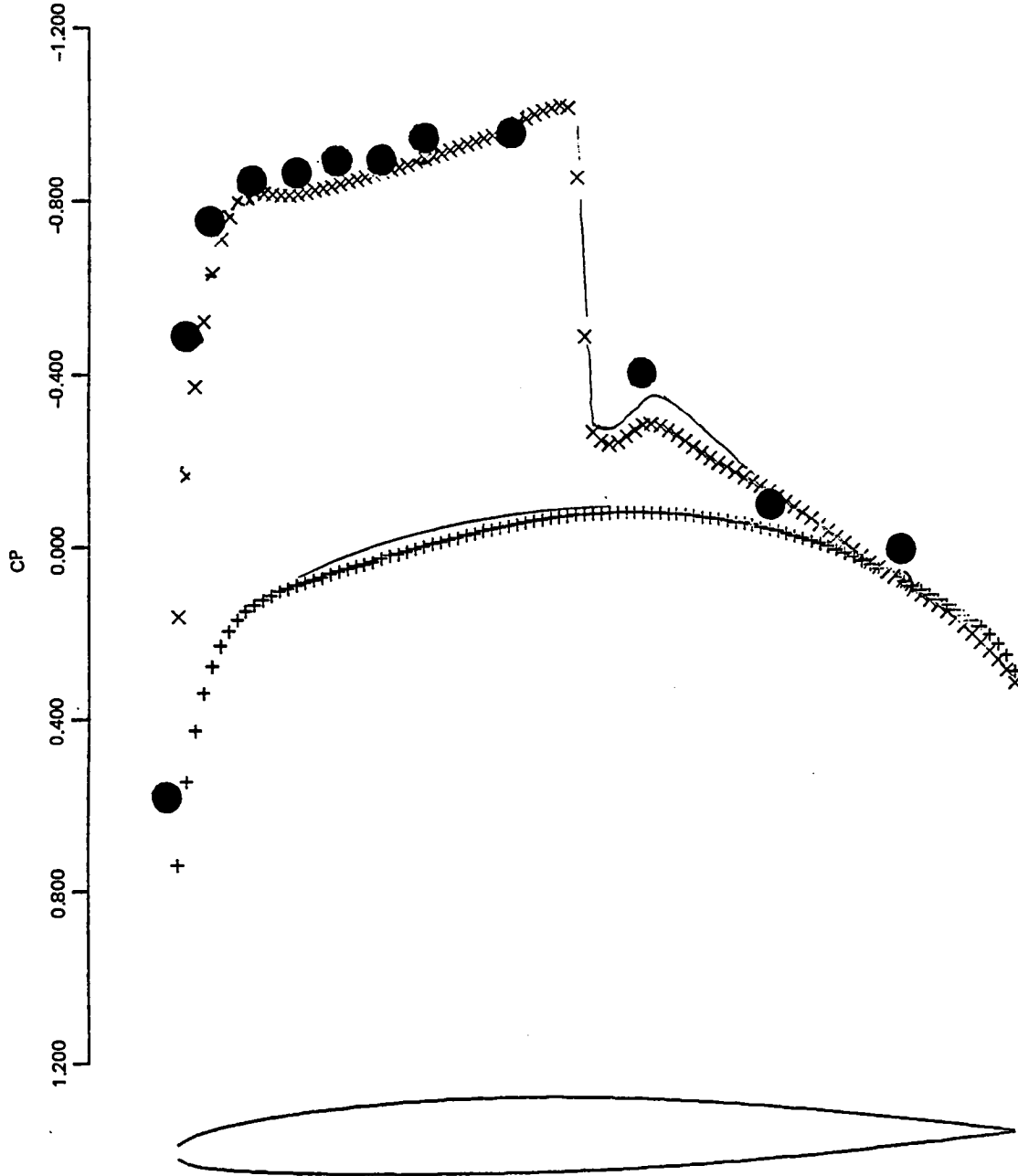


F-14 WING/BODY/GLOVE (35 DEGREE LE)  
 WING STATION 11 2Y/B = 0.488  
 MACH = 0.850 ALPHA = 3.00  
 SECTION CL = 0.551 CM = -0.038 CD = 0.0279

R84-1788-031(2/3)B

Fig. 19 F-14A Wind Tunnel and Analysis Wing Pressure Correlations;  $\Lambda = 35^\circ$ ,  $M = 0.85$ ,  $\alpha = 3^\circ$  (Sheet 2 of 3)

● ● ● UPPER WING SURFACE PRESSURES – WIND TUNNEL DATA  
 x x x UPPER } WING SURFACE PRESSURES – NASA-GRUMMAN TRANSONIC WING BODY CODE  
 + + + LOWER }  
 ————— ISOLATED WING CODE PREDICTION



F-14 WING/BODY/GLOVE (35 DEGREE LE)  
 WING STATION 17 2Y/B = 0.874  
 MACH = 0.850 ALPHA = 3.00  
 SECTION CL = 0.471 CM = -0.010 CD = -0.0044

R84-1788-031(3/3)B

Fig. 19 F-14A Wind Tunnel and Analysis Wing Pressure Correlations;  $\Lambda = 35^\circ$ ,  $M = 0.85$ ,  $\alpha = 3^\circ$  (Sheet 3 of 3)

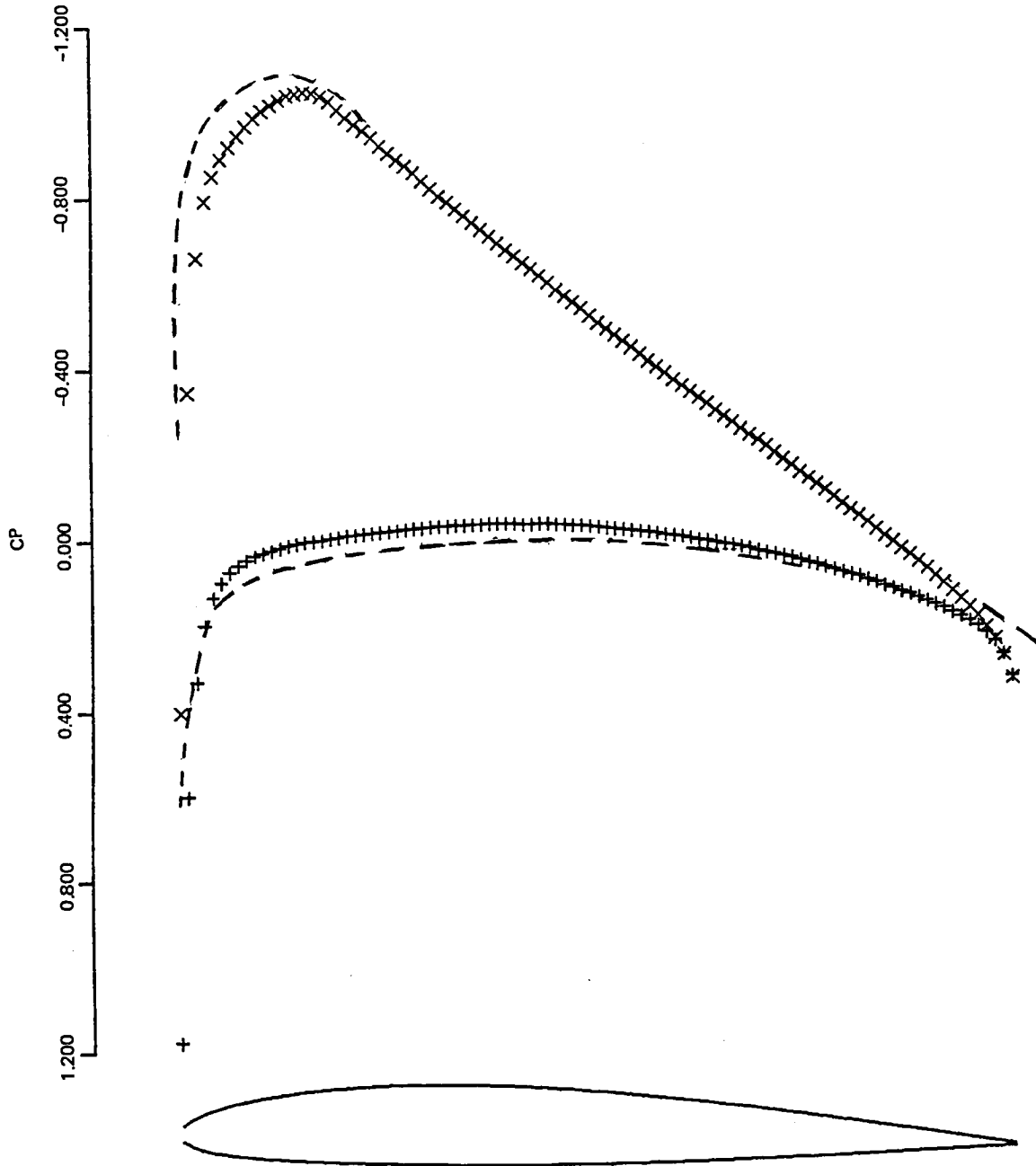
## ISOLATED WING T.S.D.E./F.P.E. COMPARISONS

The isolated wing models found in Tables 4 - 9 were exercised to determine whether or not small-disturbance assumptions/limitations in the basic formulation of the NASA/Grumman Transonic Wing-Body Code would impair code applications on the variable sweep transition test project. A case/figure table can be found below.

<u>CASE</u>	<u><math>\Lambda</math></u>	<u>M</u>	<u><math>\alpha</math></u>	<u>FIGURE SET</u>
#1	20°	0.700	4°	20
#2	20°	0.700	5°	21
#3	20°	0.750	1.7°	22
#4	20°	0.750	3°	23
#5	20°	0.750	4°	24
#6	25°	0.775	3°	25
#7	20°	0.800	1.4°	26
#8	35°	0.800	3°	27
#9	35°	0.800	5°	28
#10	35°	0.850	3°	29

It should be noted that the Transonic Wing-Body Code results were generated using the viscous option which includes a 2-D "strip" boundary layer. Thus, these results are compatible with wing-fuselage-glove results presented earlier. FLO-22 analyses, however, are inviscid. For the F-14A isolated wing comparisons, this difference is judged to be insignificant. Isolated wing-glove models were not used because of difficulties encountered applying FLO-22 to the highly swept ( $\Lambda = 68^\circ$ ) cranked wing planform.

x x x UPPER } WING SURFACE PRESSURES - NASA-GRUMMAN TRANSONIC WING BODY CODE  
 + + + LOWER }  
 - - - ISOLATED WING PRESSURES (FLO-22)

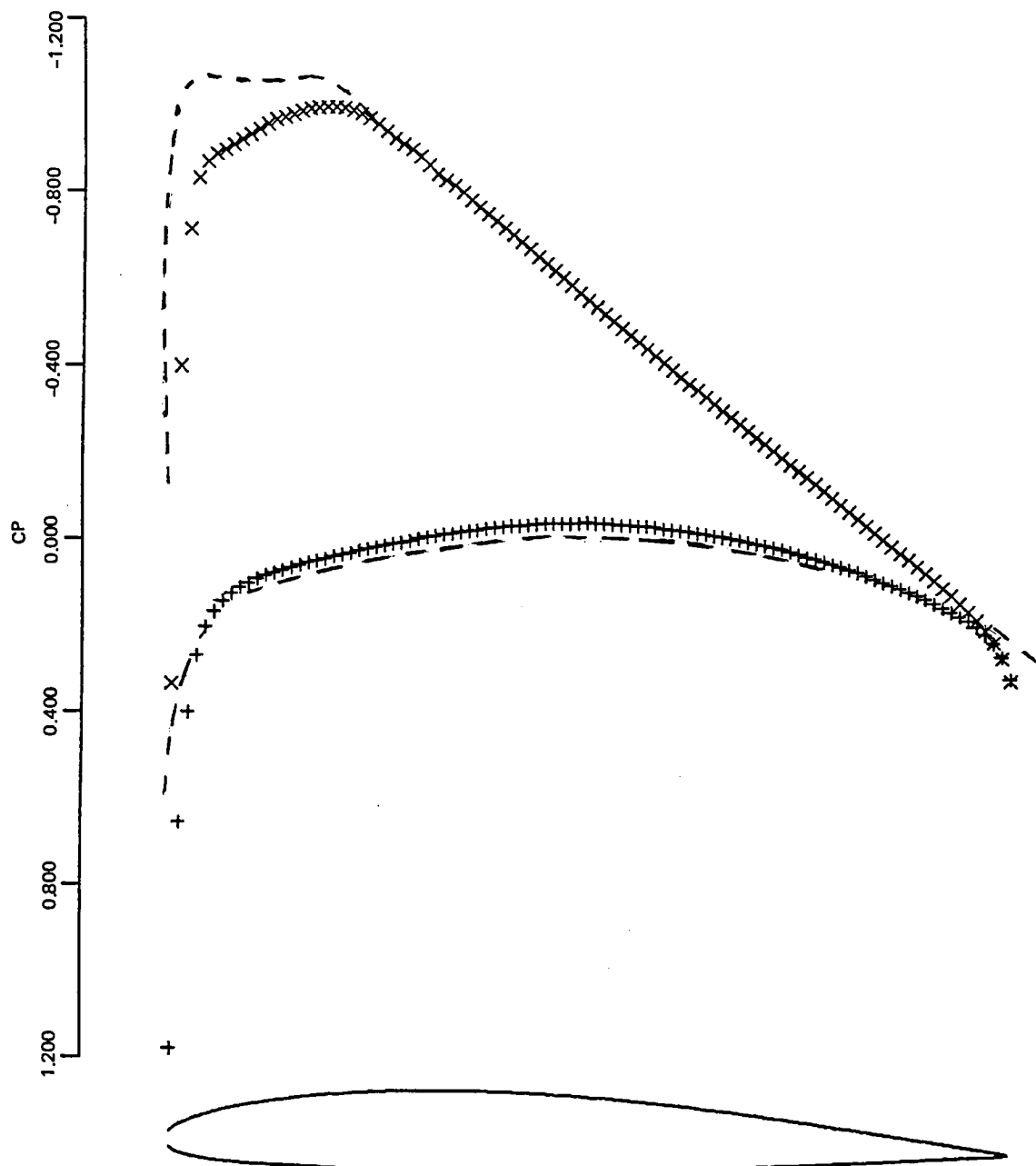


F-14 WING ALONE (20 DEGREE LE)  
 WING STATION 9 2Y/B = 0.382  
 MACH = 0.700 ALPHA = 4.00  
 SECTION CL = 0.524 CM = -0.031 CD = 0.0282

R84-1788-032(1/5)B

Fig. 20 F-14A Wing-Alone Analysis Pressure Correlations;  $\Lambda = 20^\circ$ ,  $M = 0.70$ ,  $\alpha = 4^\circ$  (Sheet 1 of 5)

x x x UPPER } WING SURFACE PRESSURES - NASA-GRUMMAN TRANSONIC WING BODY CODE  
 + + + LOWER }  
 - - - ISOLATED WING PRESSURES (FLO-22)

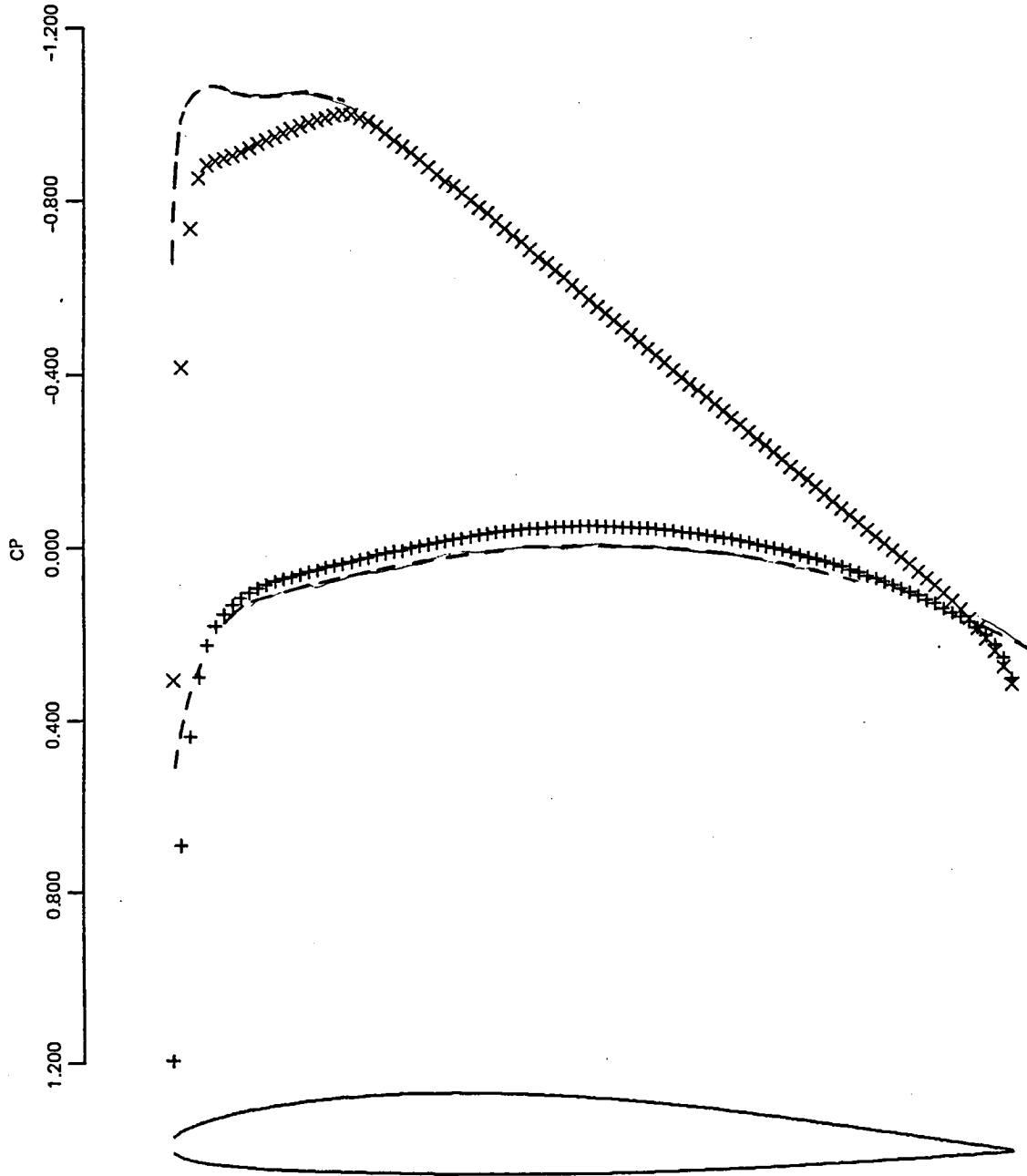


F-14 WING ALONE (20 DEGREE LE)  
 WING STATION 11 2Y/B = 0.488  
 MACH = 0.700 ALPHA = 4.00  
 SECTION CL = 0.545 CM = -0.029 CD = 0.0293

R84-1788-032(2/5)B

Fig. 20 F-14A Wing-Alone Analysis Pressure Correlations;  $\Lambda = 20^\circ$ ,  $M = 0.70$ ,  $\alpha = 4^\circ$  (Sheet 2 of 5)

x x x UPPER } WING SURFACE PRESSURES - NASA-GRUMMAN TRANSONIC WING BODY CODE  
 + + + LOWER }  
 - - - ISOLATED WING PRESSURES (FLO-22)



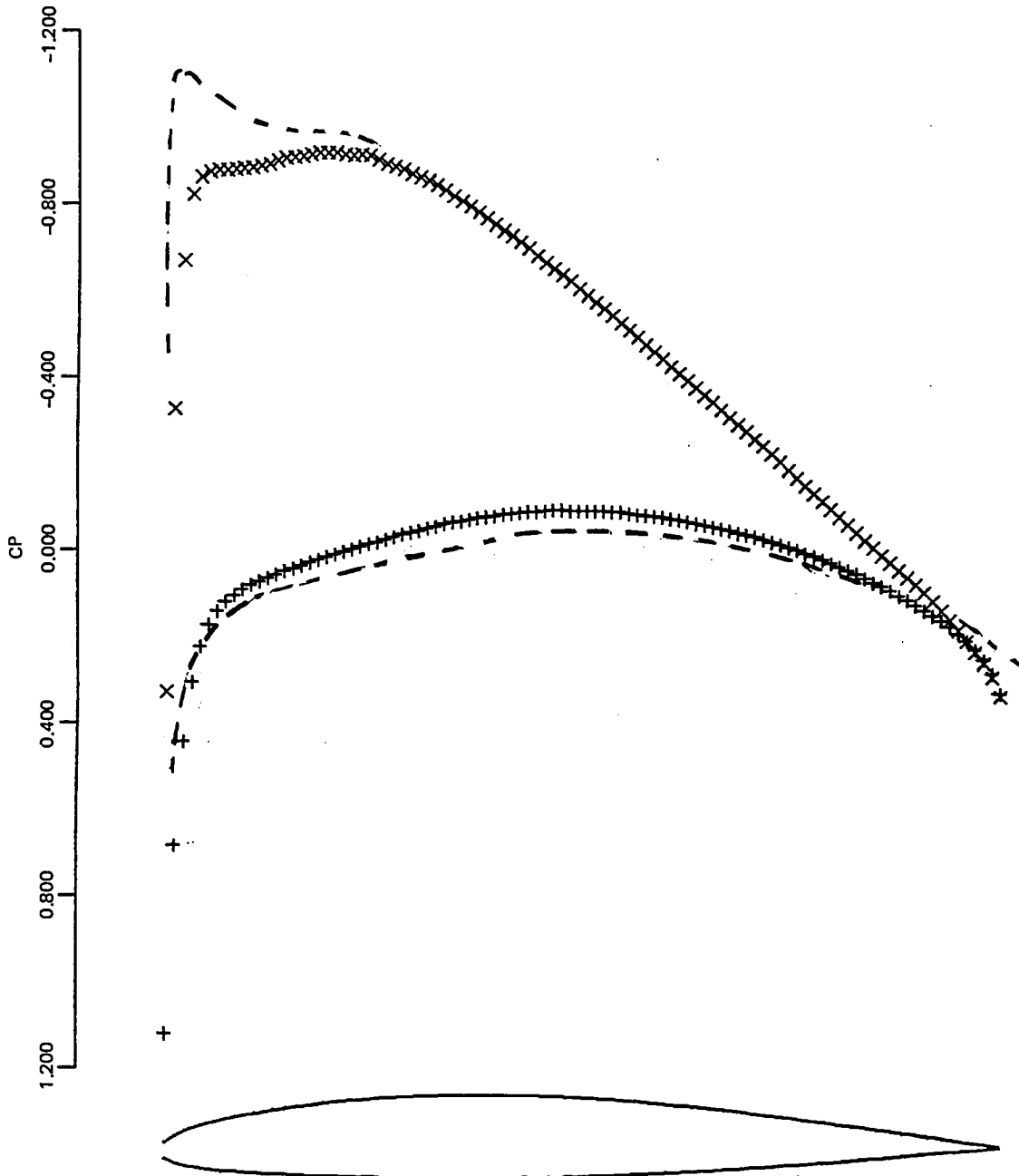
F-14 WING ALONE (20 DEGREE LE)  
 WING STATION 12 2Y/B = 0.544  
 MACH = 0.700 ALPHA = 4.00  
 SECTION CL = 0.548 CM = -0.027 CD = 0.0273

R84-1788-032(3/5)B

Fig. 20 F-14A Wing-Alone Analysis Pressure Correlations;  $\Lambda = 20^\circ$ ,  $M = 0.70$ ,  $\alpha = 4^\circ$  (Sheet 3 of 5)



x x x UPPER } WING SURFACE PRESSURES - NASA-GRUMMAN TRANSONIC WING BODY CODE  
 + + + LOWER }  
 - - - ISOLATED WING PRESSURES (FLO-22)

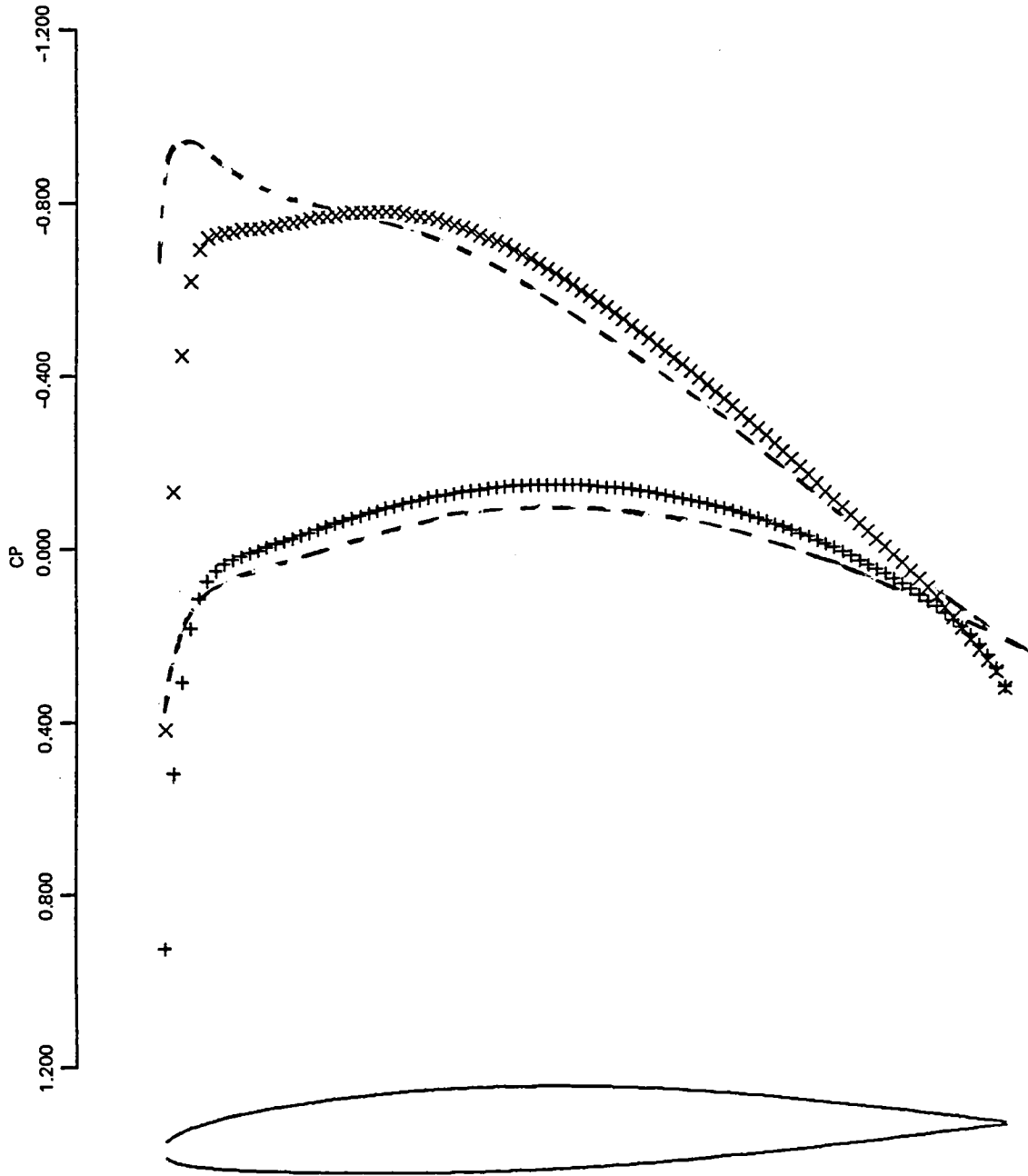


F-14 WING ALONE (20 DEGREE LE)  
 WING STATION 15  $2Y/B = 0.730$   
 MACH = 0.700 ALPHA = 4.00  
 SECTION  $C_L = 0.518$   $C_M = -0.027$   $C_D = 0.0148$

R84-1788-032(4/5)B

Fig. 20 F-14A Wing-Alone Analysis Pressure Correlations;  $\Lambda = 20^\circ$ ,  $M = 0.70$ ,  $\alpha = 4^\circ$  (Sheet 4 of 5)

x x x UPPER } WING SURFACE PRESSURES – NASA-GRUMMAN TRANSONIC WING BODY CODE  
 + + + LOWER }  
 - - - ISOLATED WING PRESSURES (FLO-22)

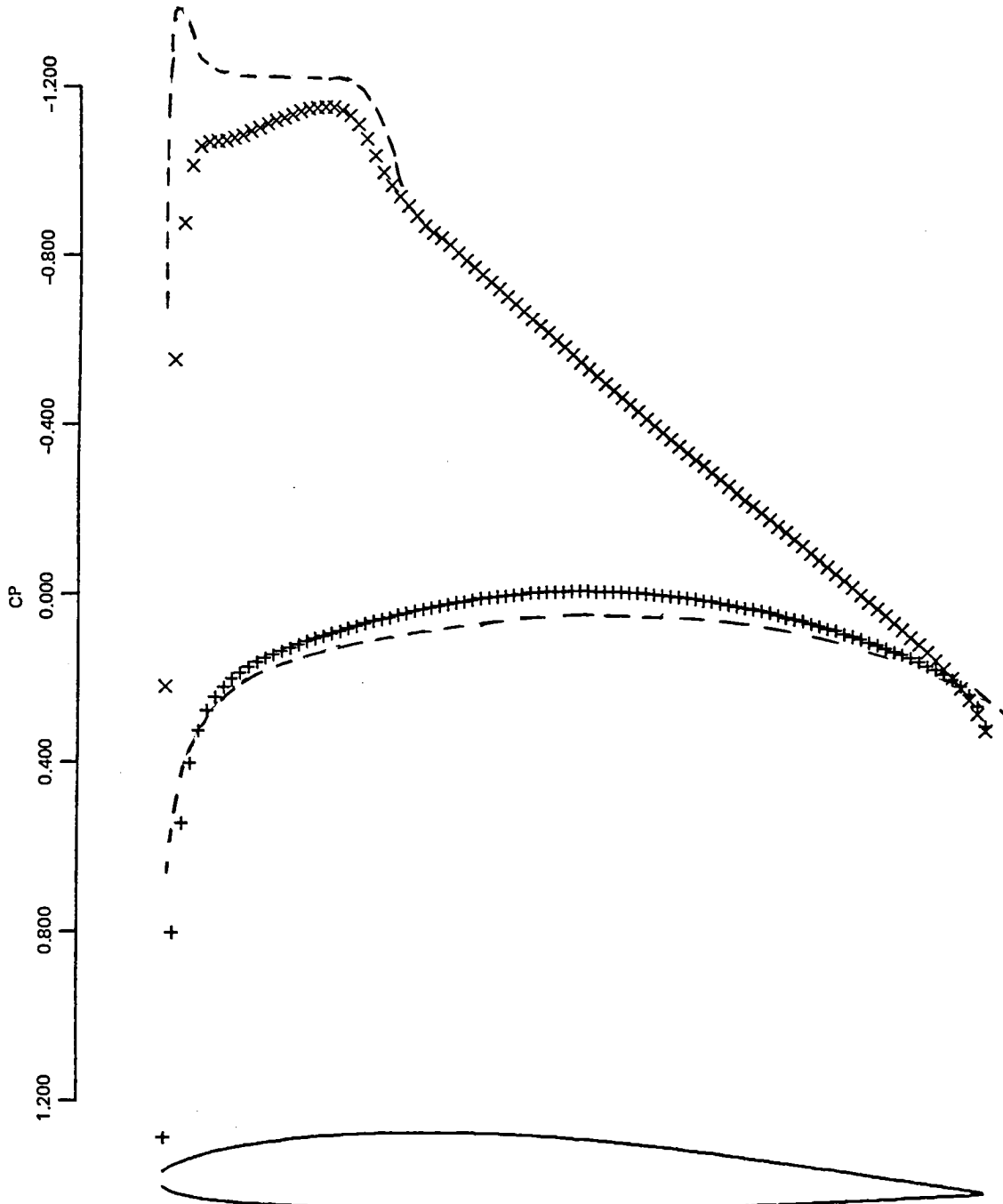


F-14 WING ALONE (20 DEGREE LE)  
 WING STATION 17 2Y/B = 0.874  
 MACH = 0.700 ALPHA = 4.00  
 SECTION CL = 0.417 CM = -0.028 CD = 0.0032

R84-1788-032(5/5)B

Fig. 20 F-14A Wing-Alone Analysis Pressure Correlations;  $\Lambda = 20^\circ$ ,  $M = 0.70$ ,  $\alpha = 4^\circ$  (Sheet 5 of 5)

x x x UPPER } WING SURFACE PRESSURES - NASA-GRUMMAN TRANSONIC WING BODY CODE  
 + + + LOWER }  
 - - - ISOLATED WING PRESSURES (FLO-22)

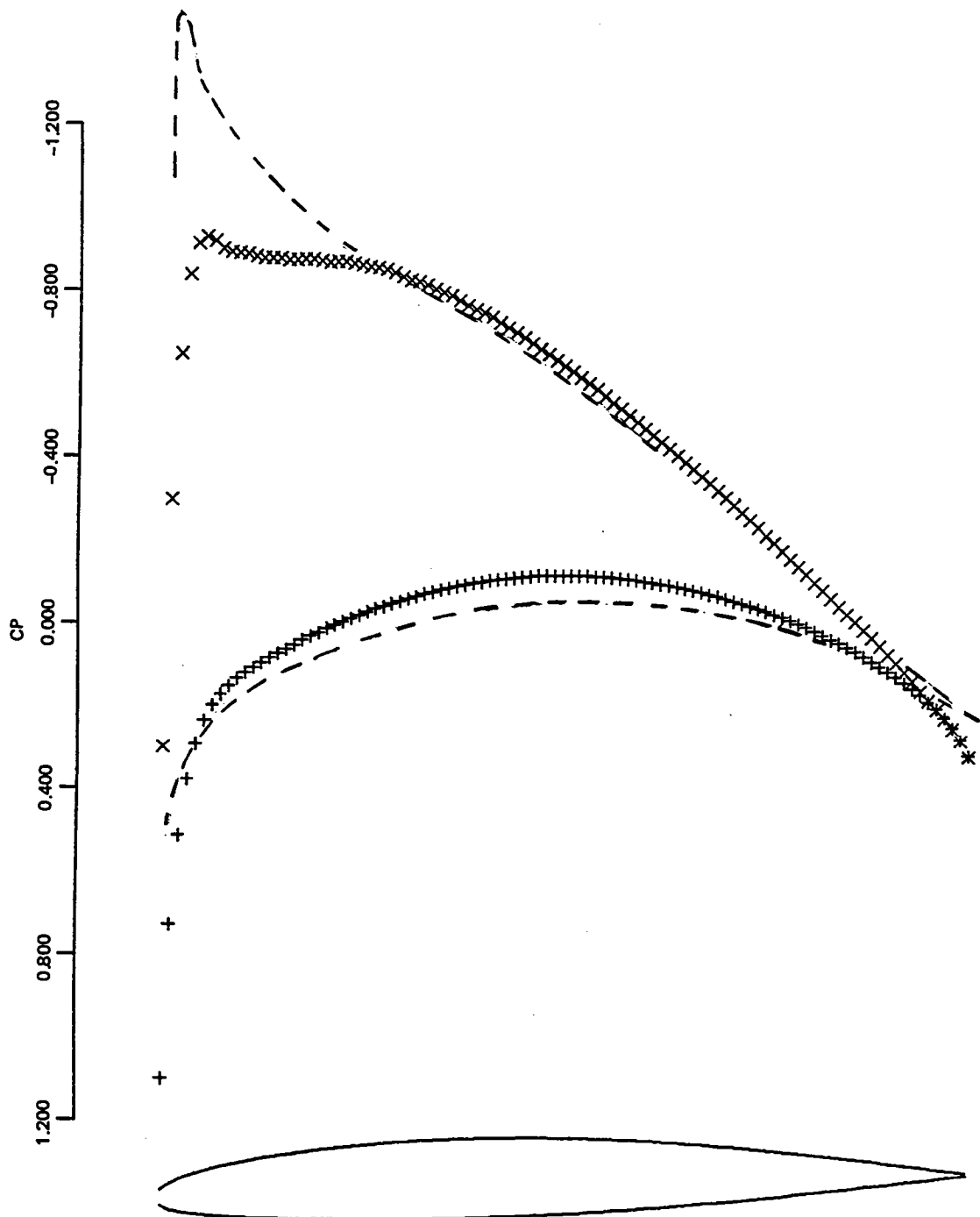


F-14 WING ALONE (20 DEGREE LE)  
 WING STATION 11  $2Y/B = 0.488$   
 MACH = 0.700 ALPHA = 5.00  
 SECTION CL = 0.628 CM = -0.025 CD = 0.0406

R84-1788-033(1/2)B

Fig. 21 F-14A Wing-Alone Analysis Pressure Correlations;  $\Lambda = 20^\circ$ ,  $M = 0.70$ ,  $\alpha = 5^\circ$  (Sheet 1 of 2)

x x x UPPER } WING SURFACE PRESSURES - NASA-GRUMMAN TRANSONIC WING BODY CODE  
 + + + LOWER }  
 ----- ISOLATED WING PRESSURES (FLO-22)

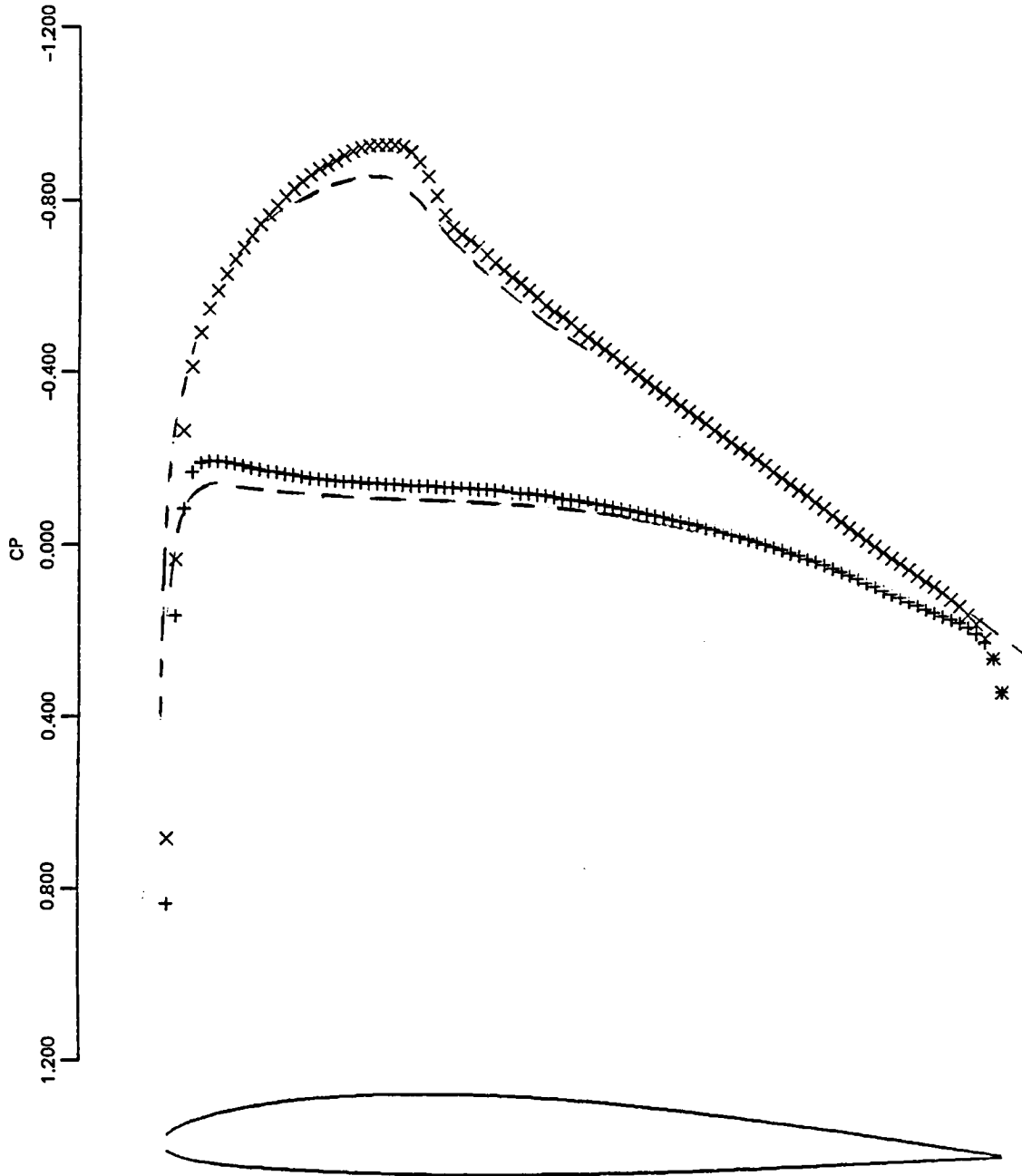


F-14 WING ALONE (20 DEGREE LE)  
 WING STATION 17 2Y/B = 0.874  
 MACH = 0.700 ALPHA = 5.00  
 SECTION CL = 0.514 CM = -0.026 CD = 0.0110

R84-1788-033(2/2)B

Fig. 21 F-14A Wing-Alone Analysis Pressure Correlations;  $\Lambda = 20^\circ$ ,  $M = 0.70$ ,  $\alpha = 5^\circ$  (Sheet 2 of 2)

x x x UPPER } WING SURFACE PRESSURES - NASA-GRUMMAN TRANSONIC WING BODY CODE  
 + + + LOWER }  
 - - - ISOLATED WING PRESSURES (FLO-22)

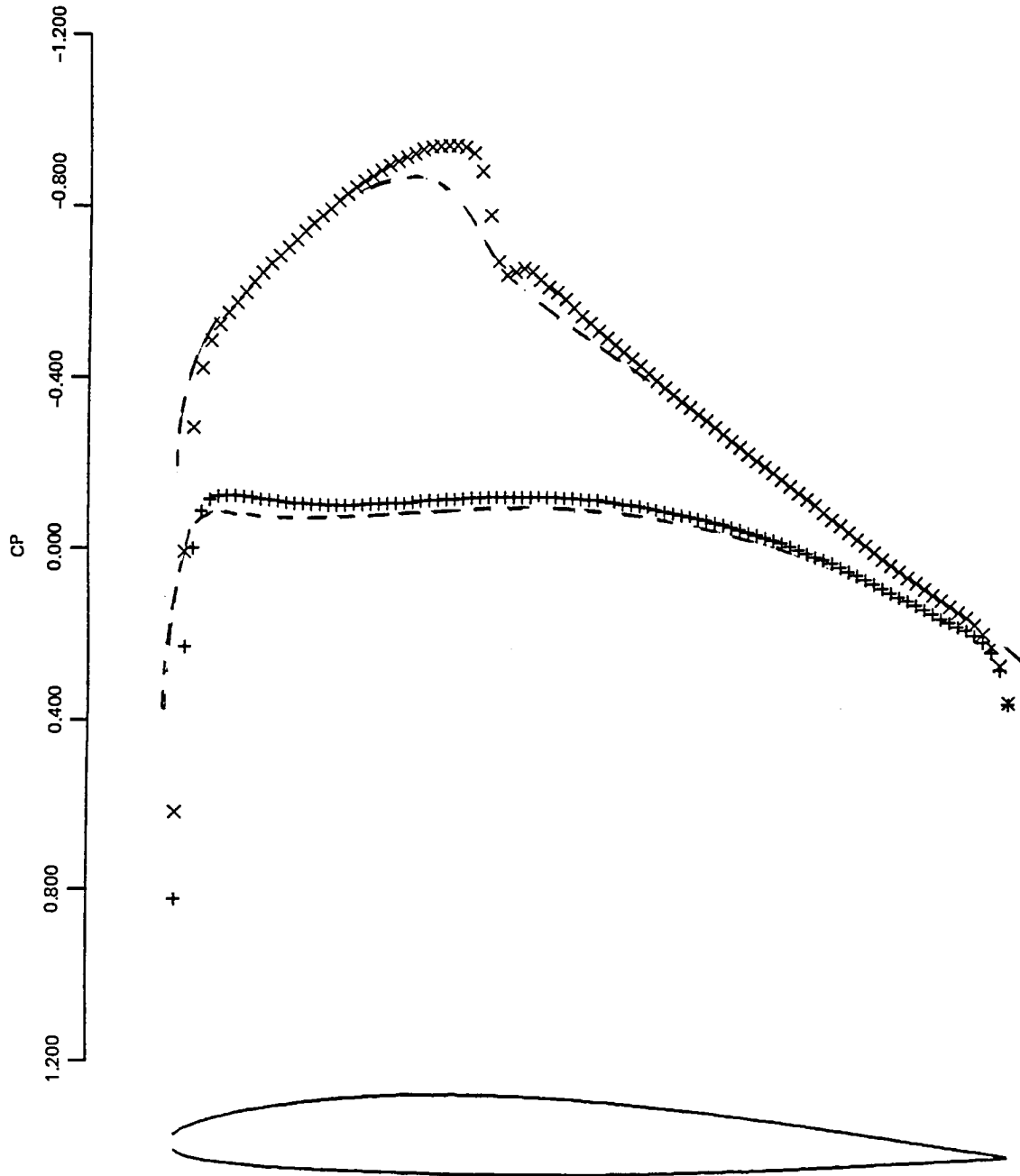


F-14 WING ALONE (20 DEGREE LE)  
 WING STATION 9 2Y/B = 0.382  
 MACH = 0.750 ALPHA = 1.70  
 SECTION CL = 0.367 CM = -0.038 CD = 0.0078

R84-1788-034(1/4)B

Fig. 22 F-14A Wing-Alone Analysis Pressure Correlations;  $\Lambda = 20^\circ$ ,  $M = 0.75$ ,  $\alpha = 1.7^\circ$  (Sheet 1 of 4)

x x x UPPER } WING SURFACE PRESSURES - NASA-GRUMMAN TRANSONIC WING BODY CODE  
 + + + LOWER }  
 - - - ISOLATED WING PRESSURES (FLO-22)

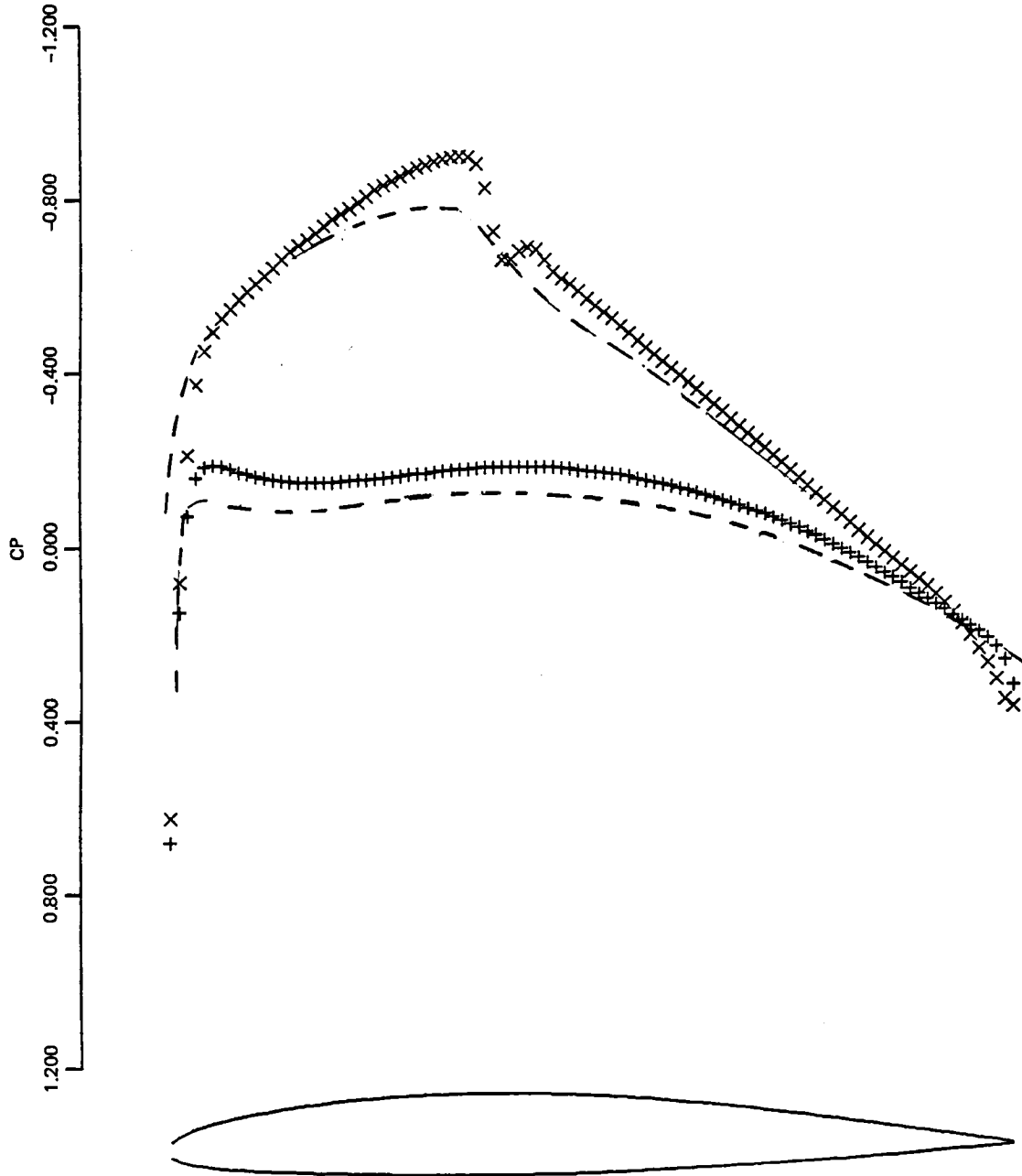


F-14 WING ALONE (20 DEGREE LE)  
 WING STATION 12 2Y/B = 0.544  
 MACH = 0.750 ALPHA = 1.70  
 SECTION CL = 0.379 CM = -0.035 CD = 0.0072

R84-1788-034(2/4)B

Fig. 22 F-14A Wing-Alone Analysis Pressure Correlations;  $\Lambda = 20^\circ$ ,  $M = 0.75$ ,  $\alpha = 1.7^\circ$  (Sheet 2 of 4)

x x x UPPER } WING SURFACE PRESSURES - NASA-GRUMMAN TRANSONIC WING BODY CODE  
 + + + LOWER }  
 - - - ISOLATED WING PRESSURES (FLO-22)

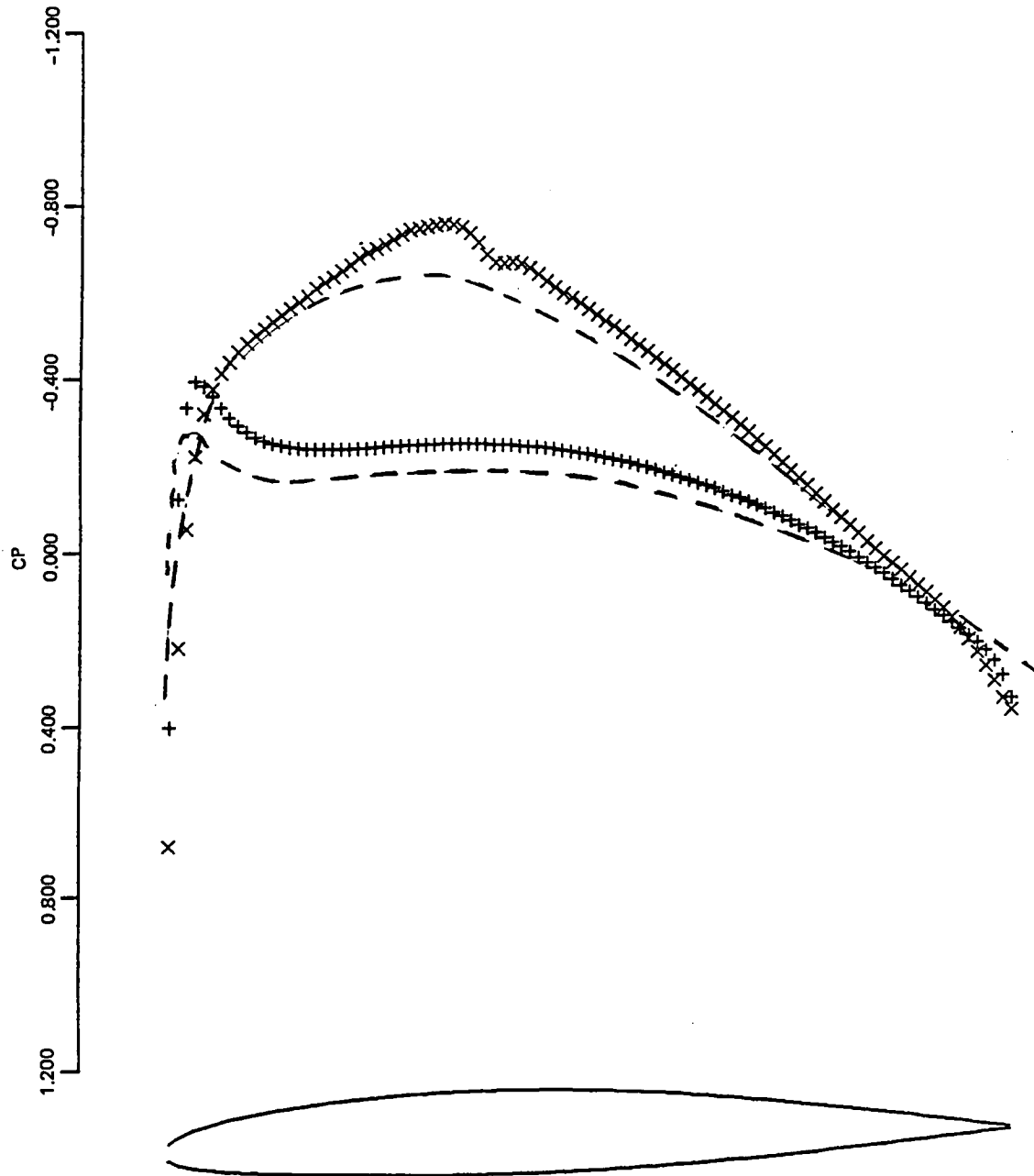


F-14 WING ALONE (20 DEGREE LE)  
 WING STATION 15 2Y/B = 0.730  
 MACH = 0.750 ALPHA = 1.70  
 SECTION CL = 0.324 CM = -0.030 CD = -0.0037

R84-1788-034(3/4)B

Fig. 22 F-14A Wing-Alone Analysis Pressure Correlations;  $\Lambda = 20^\circ$ ,  $M = 0.75$ ,  $\alpha = 1.7^\circ$  (Sheet 3 of 4)

x x x UPPER } WING SURFACE PRESSURES - NASA-GRUMMAN TRANSONIC WING BODY CODE  
 + + + LOWER }  
 - - - ISOLATED WING PRESSURES (FLO-22)



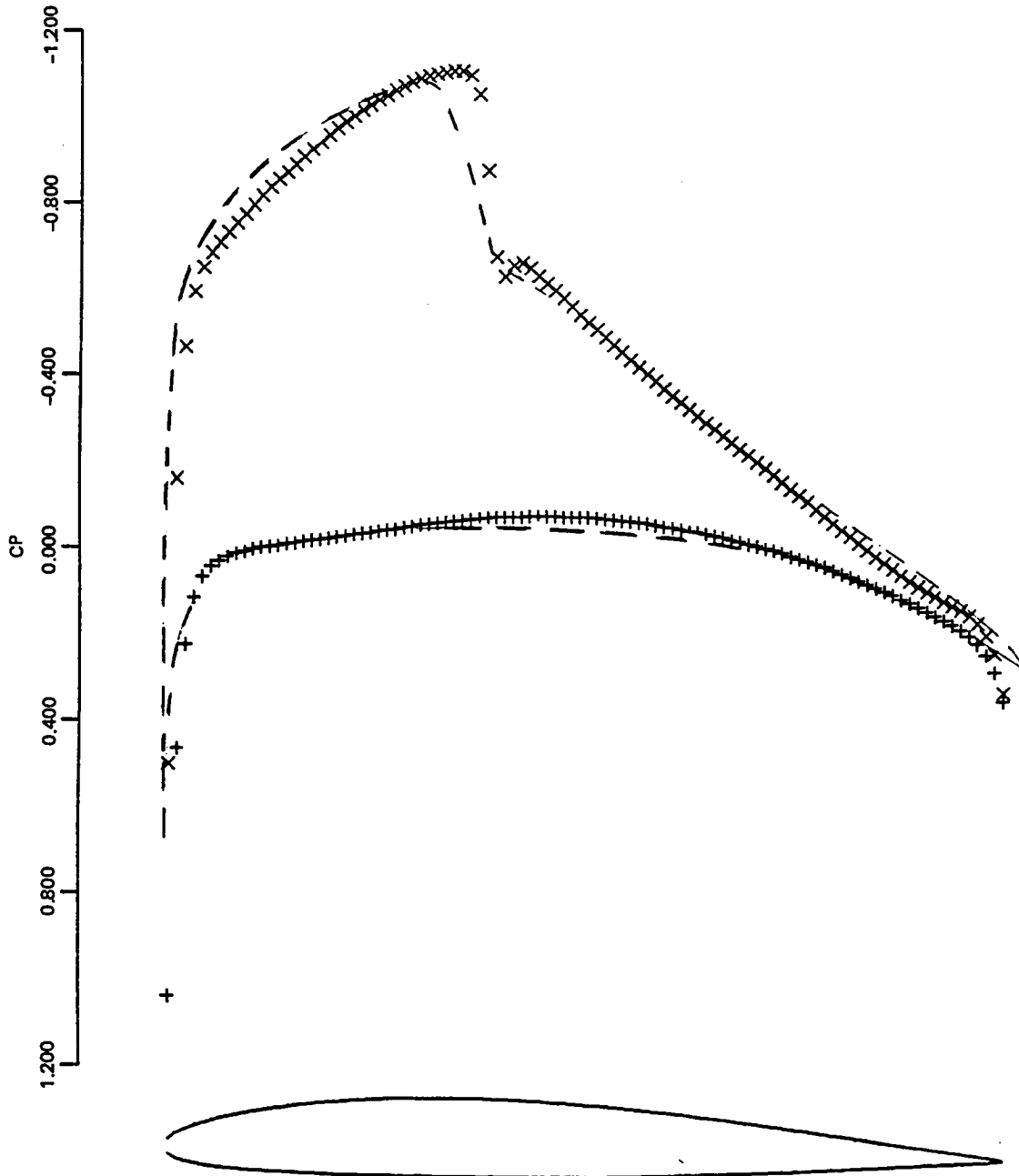
F-14 WING ALONE (20 DEGREE LE)  
 WING STATION 17  $2Y/B = 0.874$   
 MACH = 0.750 ALPHA = 1.70  
 SECTION  $C_L = 0.220$   $C_M = -0.033$   $C_D = -0.0112$

R84-1788-034(4/4)B

Fig. 22 F-14A Wing-Alone Analysis Pressure Correlations;  $\Lambda = 20^\circ$ ,  $M = 0.75$ ,  $\alpha = 1.7^\circ$  (Sheet 4 of 4)



x x x UPPER } WING SURFACE PRESSURES - NASA-GRUMMAN TRANSONIC WING BODY CODE  
 + + + LOWER }  
 - - - ISOLATED WING PRESSURES (FLO-22)

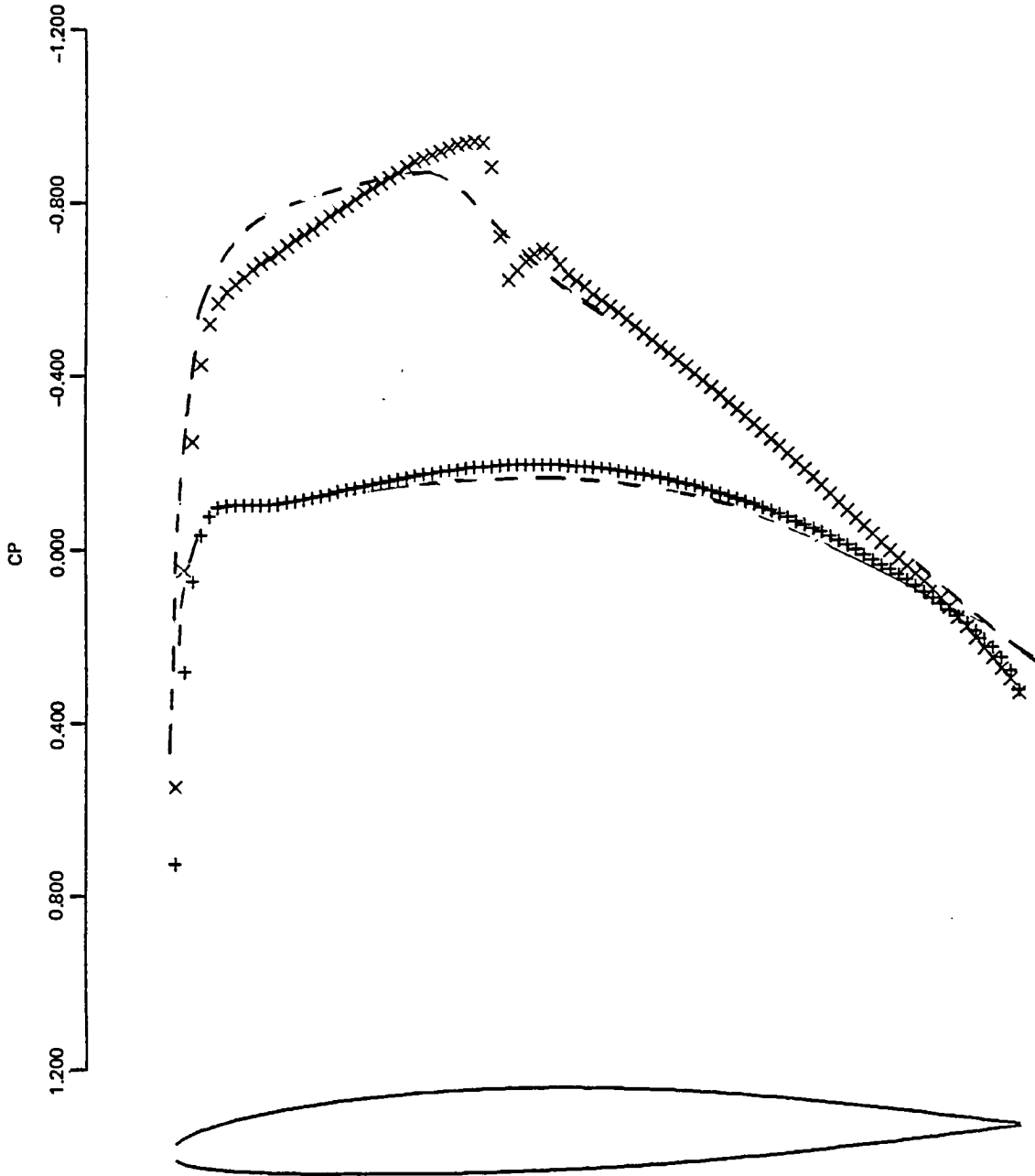


F-14 WING ALONE (20 DEGREE LE)  
 WING STATION 11 2Y/B = 0.488  
 MACH = 0.750 ALPHA = 3.00  
 SECTION CL = 0.499 CM = -0.034 CD = 0.0218

R84-1788-035(1/2)B

Fig. 23 F-14A Wing-Alone Analysis Pressure Correlations;  $\Lambda = 20^\circ$ ,  $M = 0.75$ ,  $\alpha = 3^\circ$  (Sheet 1 of 2)

x x x UPPER } WING SURFACE PRESSURES - NASA-GRUMMAN TRANSONIC WING BODY CODE  
 + + + LOWER }  
 - - - ISOLATED WING PRESSURES (FLO-22)

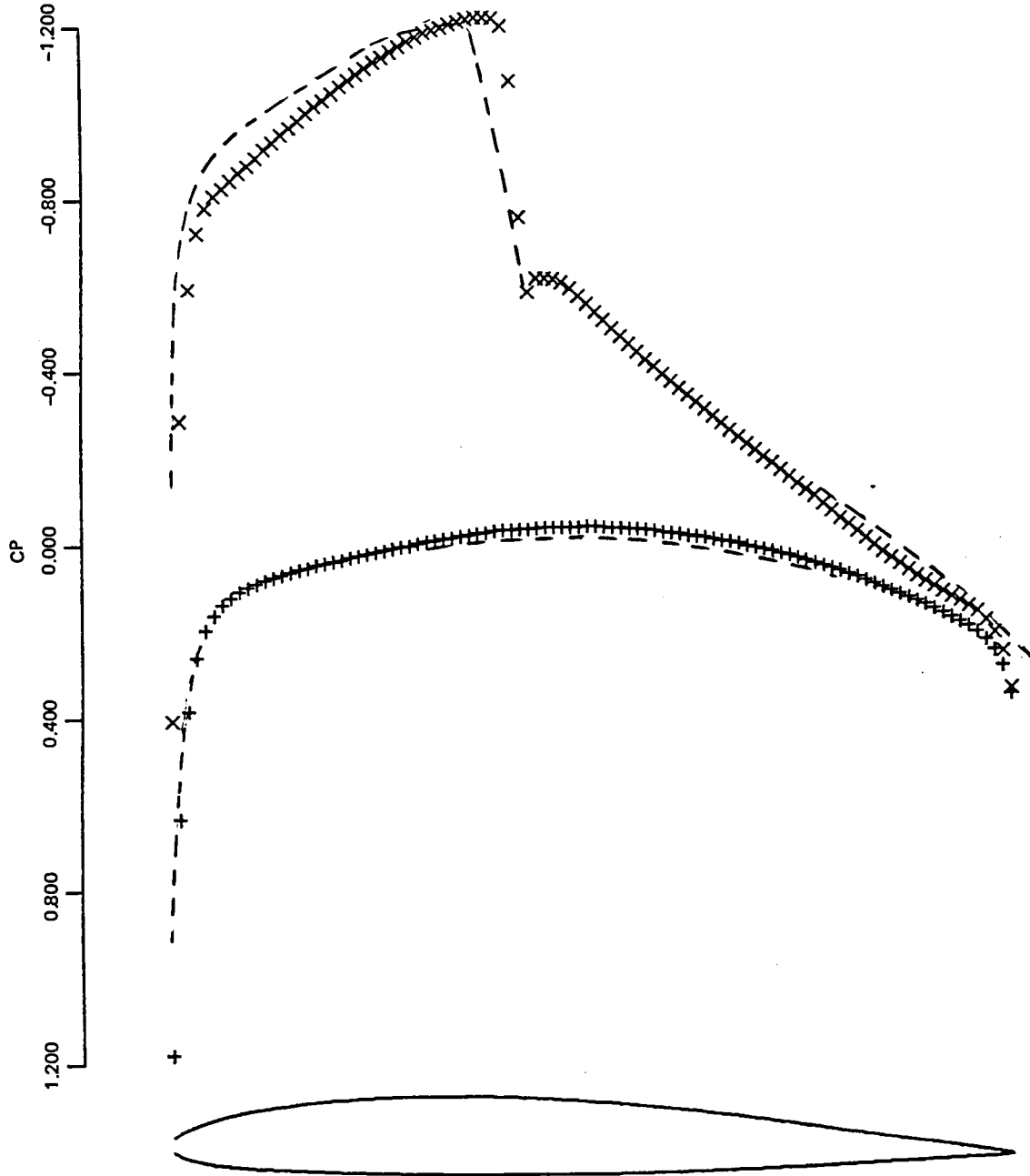


F-14 WING ALONE (20 DEGREE LE)  
 WING STATION 17 2Y/B = 0.874  
 MACH = 0.750 ALPHA = 3.00  
 SECTION CL = 0.357 CM = -0.028 CD = -0.0051

R84-1788-035(2/2)B

Fig. 23 F-14A Wing-Alone Analysis Pressure Correlations;  $\Lambda = 20^\circ$ ,  $M = 0.75$ ,  $\alpha = 3^\circ$  (Sheet 2 of 2)

x x x UPPER } WING SURFACE PRESSURES - NASA-GRUMMAN TRANSONIC WING BODY CODE  
 + + + LOWER }  
 - - - ISOLATED WING PRESSURES (FLO-22)

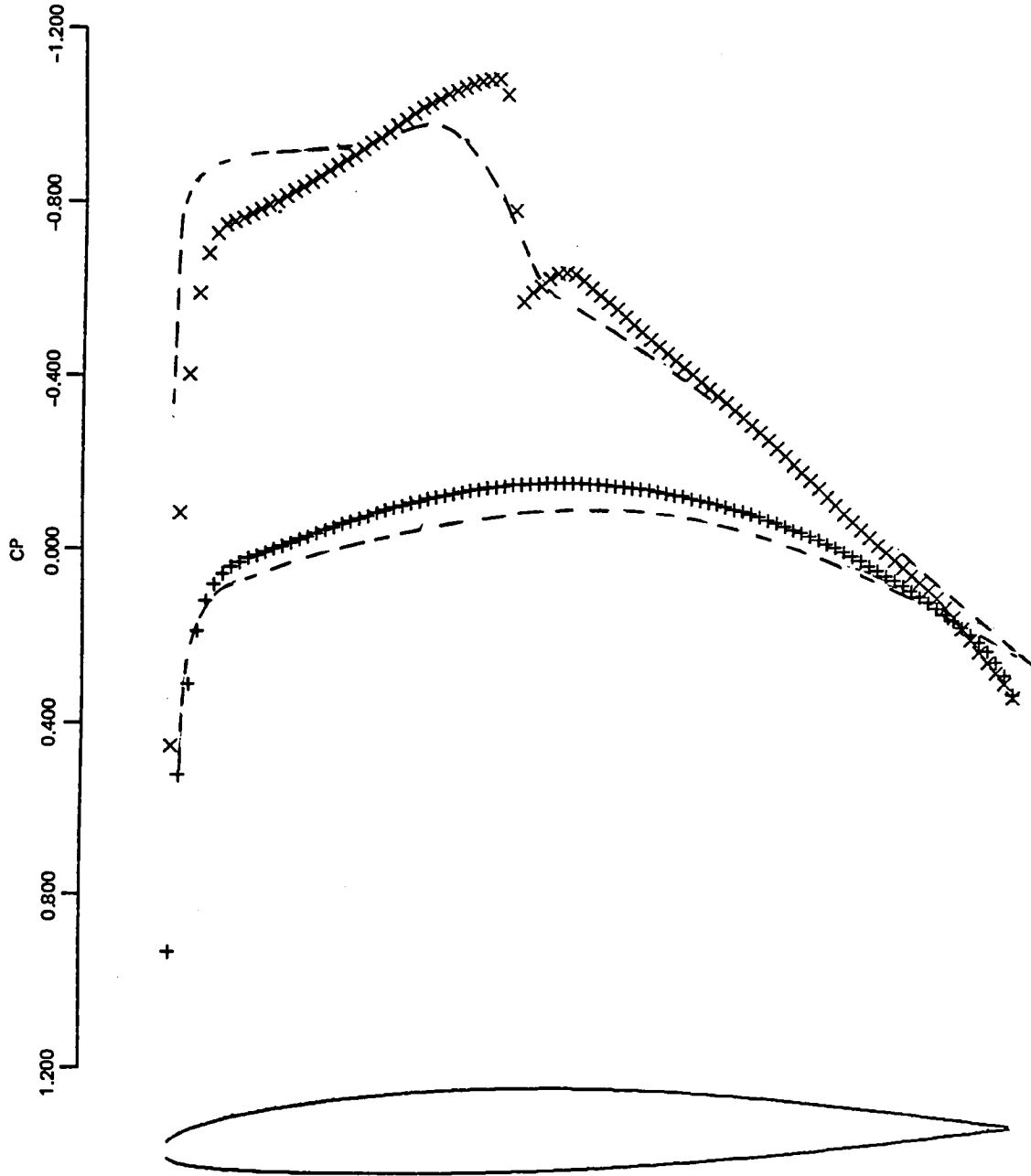


F-14 WING ALONE (20 DEGREE LE)  
 WING STATION 11  $2Y/B = 0.488$   
 MACH = 0.750 ALPHA = 4.00  
 SECTION  $C_L = 0.592$   $C_M = -0.035$   $C_D = 0.0355$

R84-1788-036(1/2)B

Fig. 24 F-14A Wing-Alone Analysis Pressure Correlations;  $\Lambda = 20^\circ$ ,  $M = 0.75$ ,  $\alpha = 4^\circ$  (Sheet 1 of 2)

x x x UPPER } WING SURFACE PRESSURES - NASA-GRUMMAN TRANSONIC WING BODY CODE  
 + + + LOWER }  
 - - - ISOLATED WING PRESSURES (FLO-22)

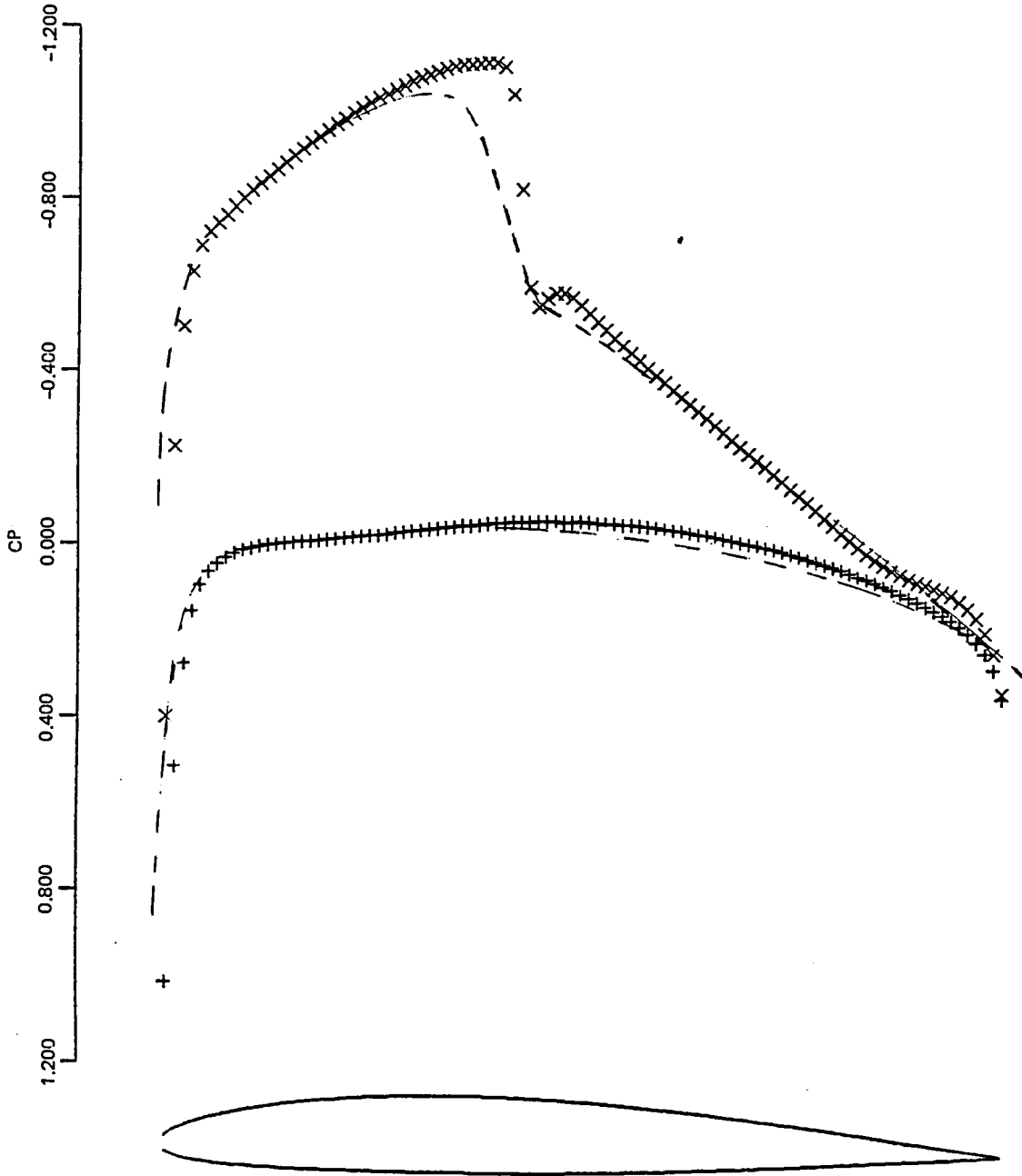


F-14 WING ALONE (20 DEGREE LE)  
 WING STATION 17 2Y/B = 0.874  
 MACH = 0.750 ALPHA = 4.00  
 SECTION CL = 0.464 CM = -0.026 CD = 0.0022

R84-1788-036(2/2)B

Fig. 24 F-14A Wing-Alone Analysis Pressure Correlations;  $\Lambda = 20^\circ$ ,  $M = 0.75$ ,  $\alpha = 4^\circ$  (Sheet 2 of 2)

x x x UPPER } WING SURFACE PRESSURES - NASA-GRUMMAN TRANSONIC WING BODY CODE  
 + + + LOWER }  
 - - - ISOLATED WING PRESSURES (FLO-22)

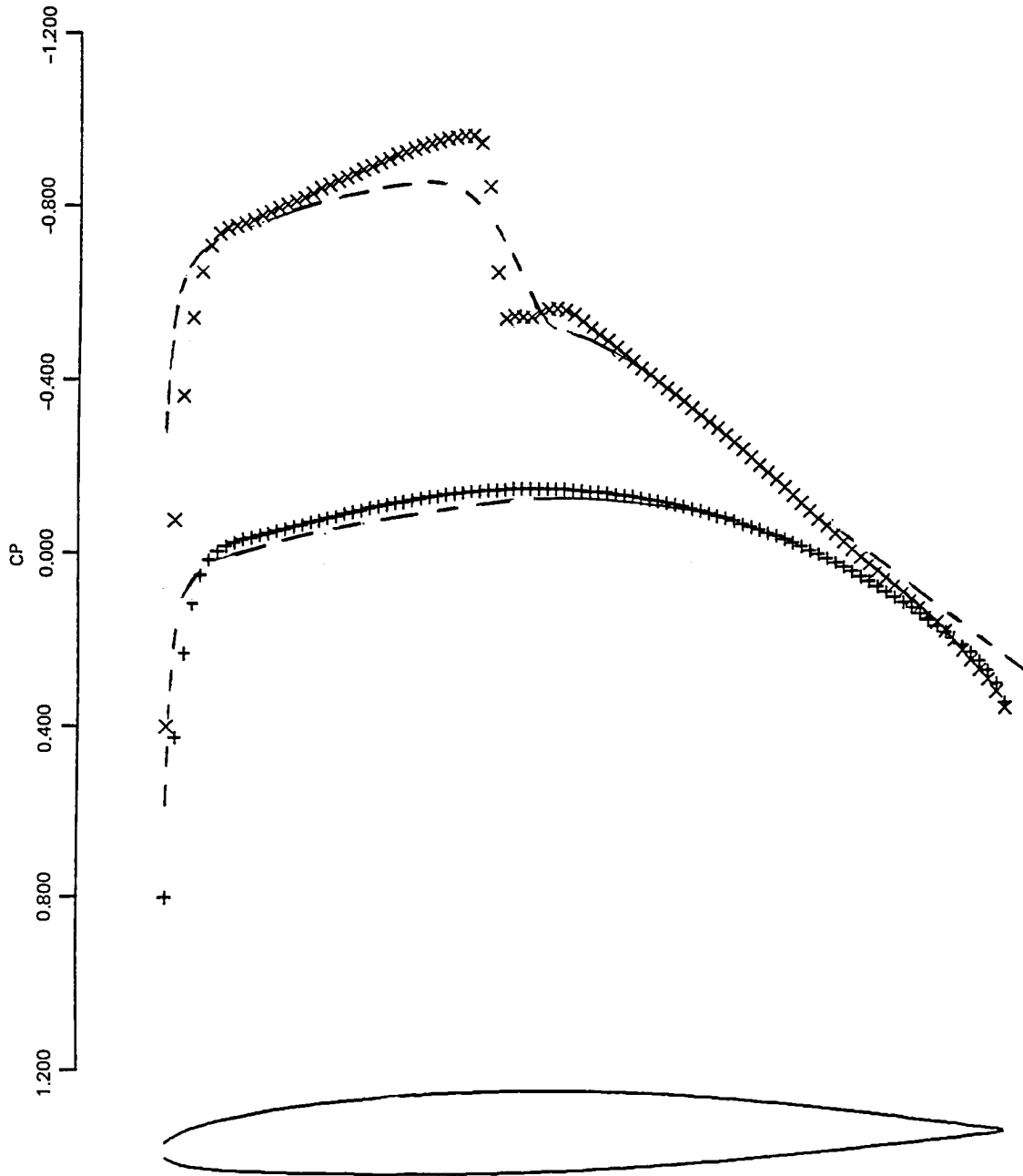


F-14 WING ALONE (25 DEGREE LE)  
 WING STATION 11  $2Y/B = 0.488$   
 MACH = 0.775 ALPHA = 3.00  
 SECTION CL = 0.531 CM = -0.036 CD = 0.0219

R84-1788-037(1/2)B

Fig. 25 F-14A Wing-Alone Analysis Pressure Correlations;  $\Lambda = 25^\circ$ ,  $M = 0.775$ ,  $\alpha = 3^\circ$  (Sheet 1 of 2)

x x x UPPER } WING SURFACE PRESSURES - NASA-GRUMMAN TRANSONIC WING BODY CODE  
 + + + LOWER }  
 - - - ISOLATED WING PRESSURES (FLO-22)

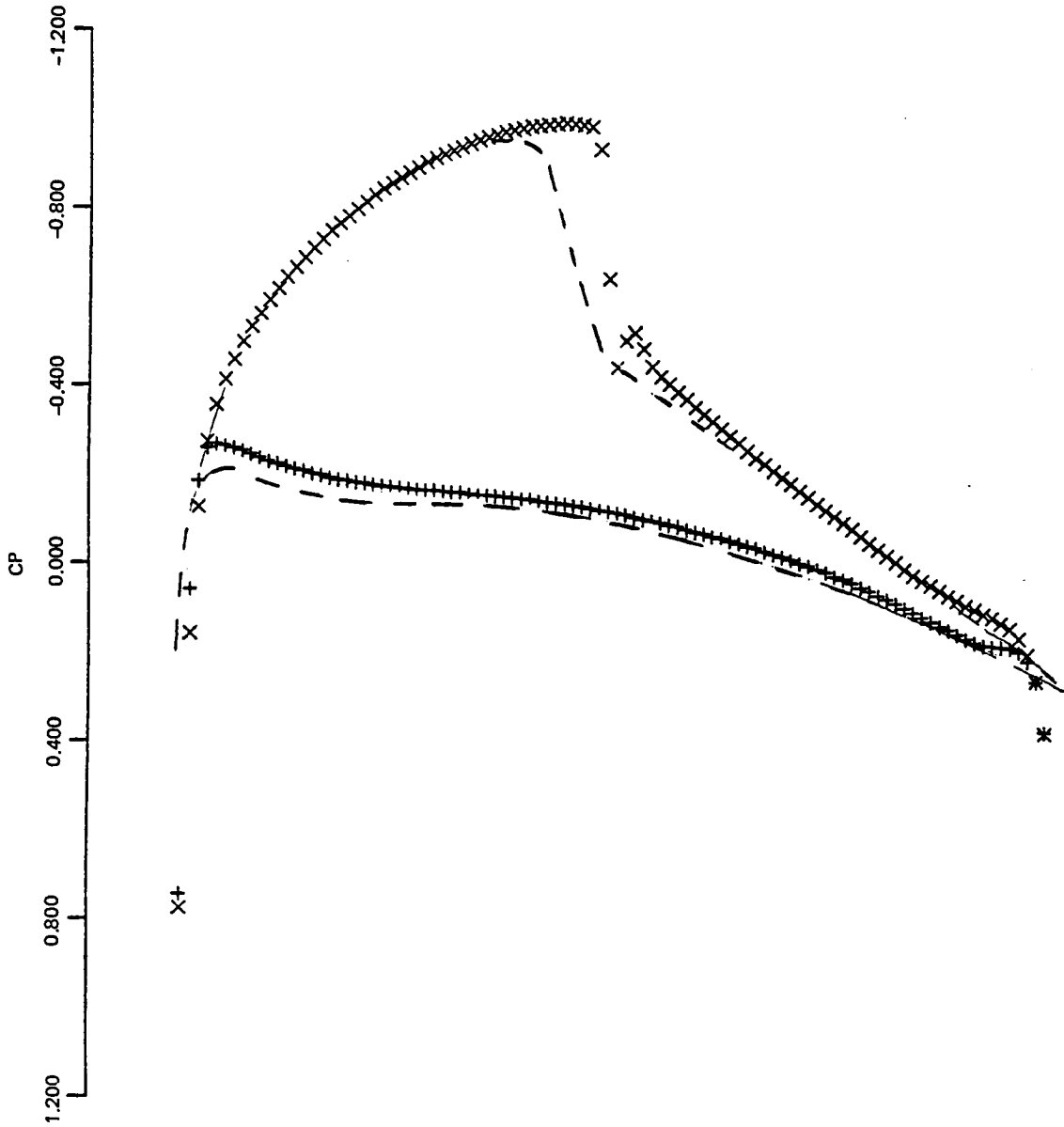


F-14 WING ALONE (25 DEGREE LE)  
 WING STATION 17 2Y/B = 0.874  
 MACH = 0.775 ALPHA = 3.00  
 SECTION CL = 0.404 CM = -0.020 CD = -0.0095

R84-1788-037(2/2)B

Fig. 25 F-14A Wing-Alone Analysis Pressure Correlations;  $\Lambda = 25^\circ$ ,  $M = 0.775$ ,  $\alpha = 3^\circ$  (Sheet 2 of 2)

x x x UPPER } WING SURFACE PRESSURES - NASA-GRUMMAN TRANSONIC WING BODY CODE  
 + + + LOWER }  
 - - - ISOLATED WING PRESSURES (FLO-22)

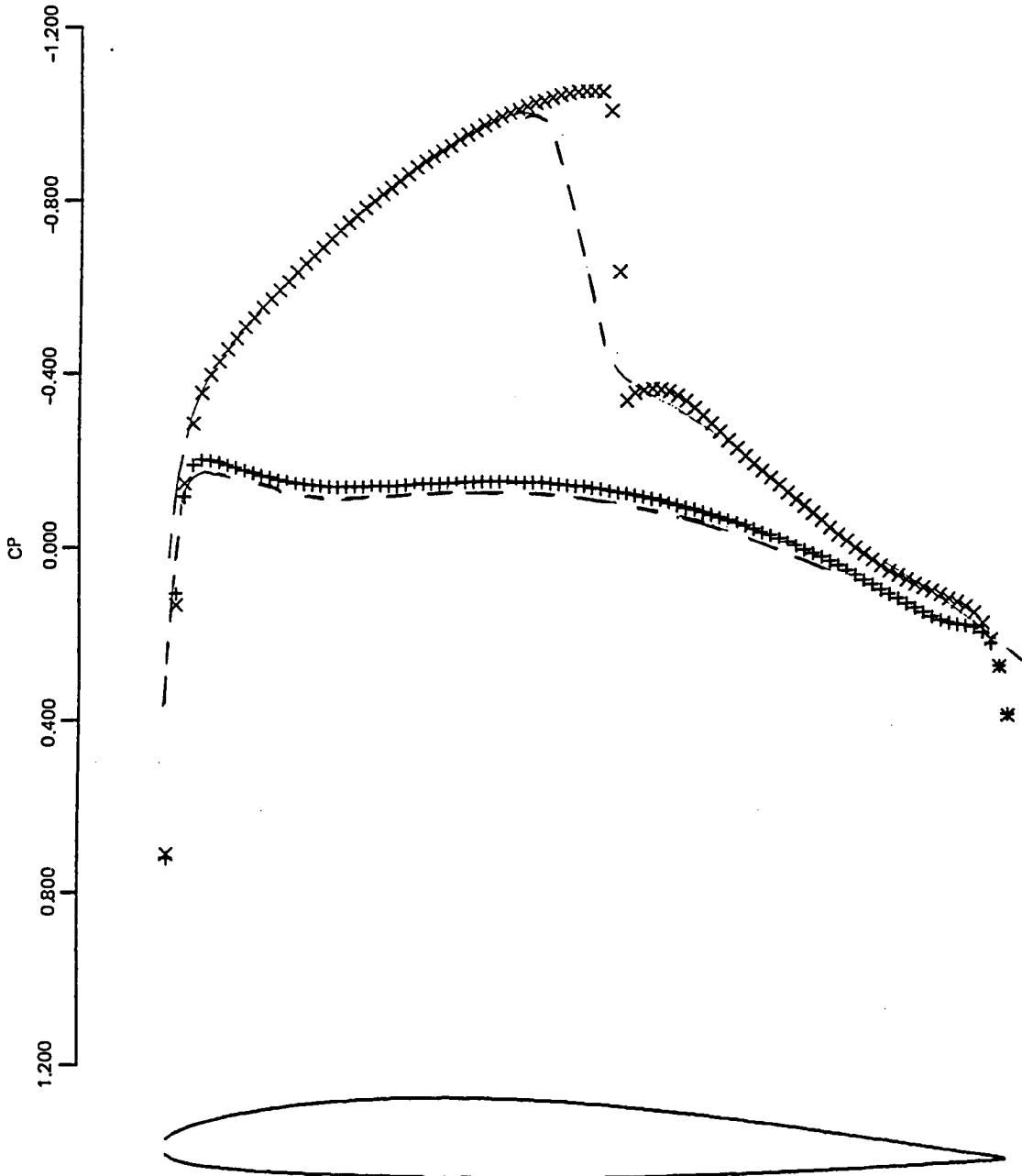


F-14 WING ALONE (20 DEGREE LE)  
 WING STATION 9 2Y/B = 0.382  
 MACH = 0.800 ALPHA = 1.40  
 SECTION CL = 0.374 CM = -0.052 CD = 0.0130

R84-1788-038(1/4)B

Fig. 26 F-14A Wing-Alone Analysis Pressure Correlations;  $\Lambda = 20^\circ$ ,  $M = 0.80$ ,  $\alpha = 1.4^\circ$  (Sheet 1 of 4)

x x x UPPER } WING SURFACE PRESSURES – NASA-GRUMMAN TRANSONIC WING BODY CODE  
 + + + LOWER }  
 - - - ISOLATED WING PRESSURES (FLO-22)



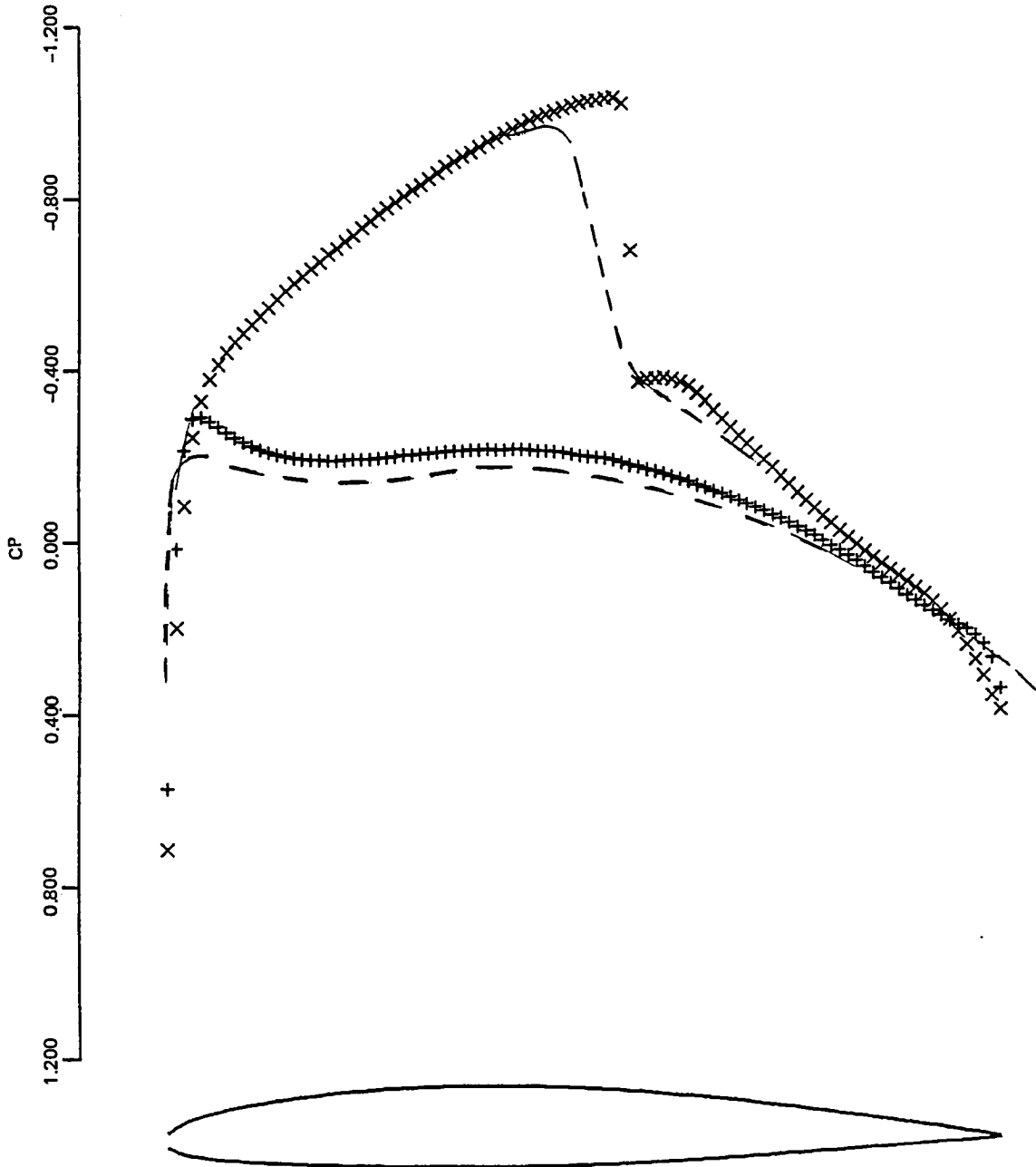
F-14 WING ALONE (20 DEGREE LE)  
 WING STATION 12 2Y/B = 0.544  
 MACH = 0.800 ALPHA = 1.40  
 SECTION CL = 0.385 CM = -0.051 CD = 0.0131

R84-1788-038(2/4)B

Fig. 26 F-14A Wing-Alone Analysis Pressure Correlations;  $\Lambda = 20^\circ$ ,  $M = 0.80$ ,  $\alpha = 1.4^\circ$  (Sheet 2 of 4)



x x x UPPER } WING SURFACE PRESSURES - NASA-GRUMMAN TRANSONIC WING BODY CODE  
 + + + LOWER }  
 - - - ISOLATED WING PRESSURES (FLO-22)

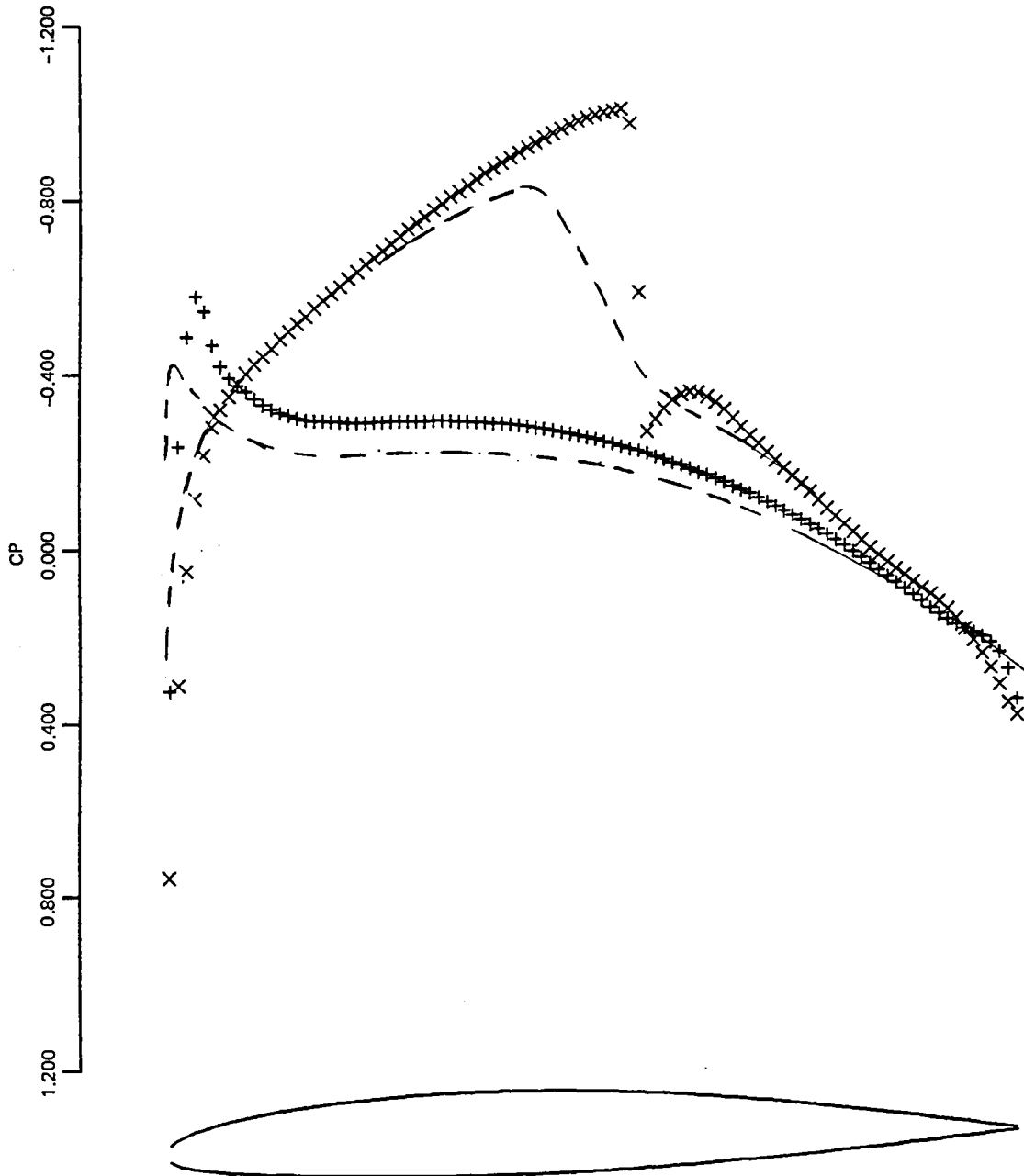


F-14 WING ALONE (20 DEGREE LE)  
 WING STATION 15  $2Y/B = 0.730$   
 MACH = 0.800 ALPHA = 1.40  
 SECTION CL = 0.329 CM = -0.046 CD = 0.0011

R84-1788-038(3/4)B

Fig. 26 F-14A Wing-Alone Analysis Pressure Correlations;  $\Lambda = 20^\circ$ ,  $M = 0.80$ ,  $\alpha = 1.4^\circ$  (Sheet 3 of 4)

x x x UPPER } WING SURFACE PRESSURES - NASA-GRUMMAN TRANSONIC WING BODY CODE  
 + + + LOWER }  
 - - - ISOLATED WING PRESSURES (FLO-22)

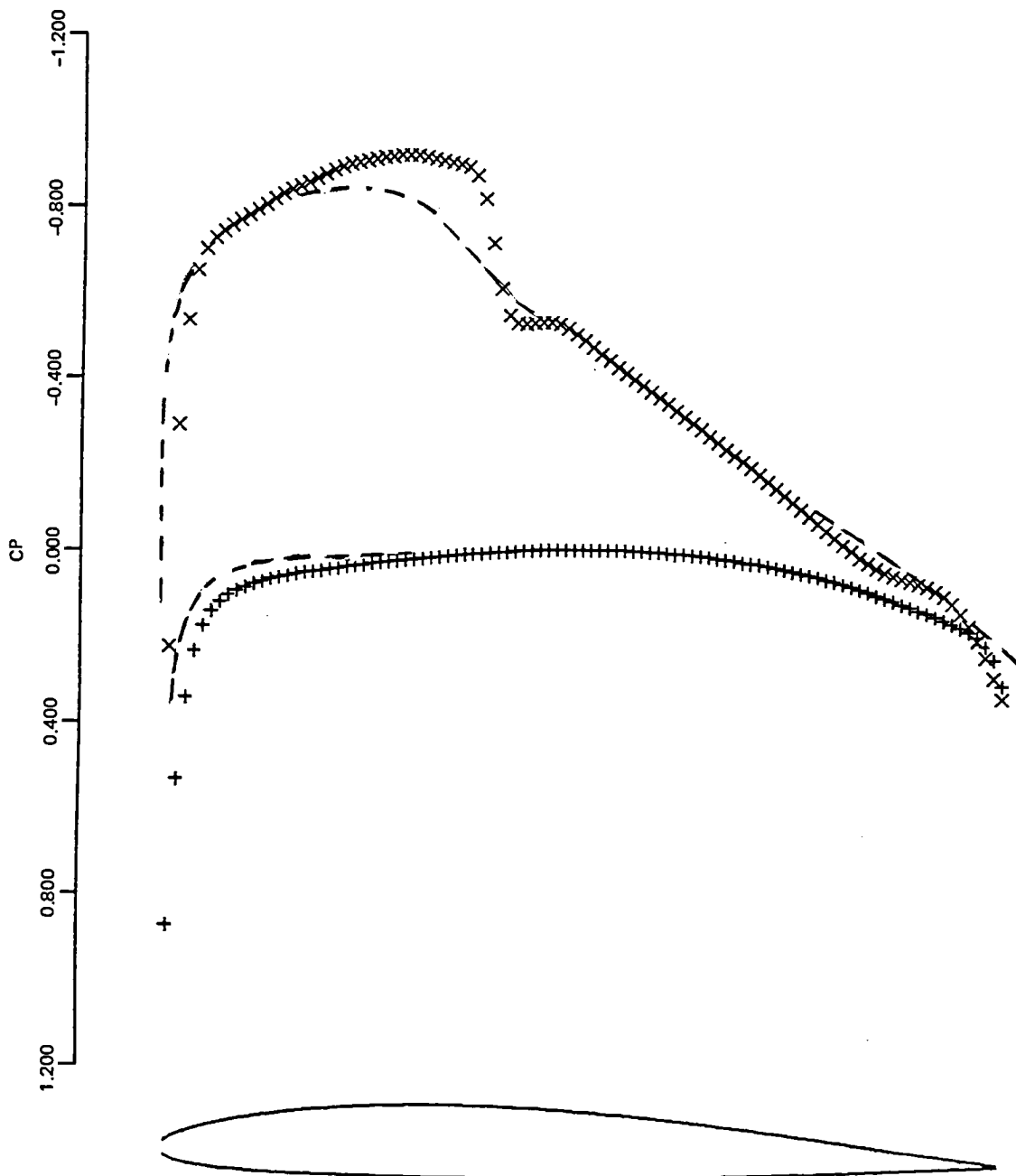


F-14 WING ALONE (20 DEGREE LE)  
 WING STATION 17 2Y/B = 0.874  
 MACH = 0.800 ALPHA = 1.40  
 SECTION CL = 0.224 CM = -0.047 CD = -0.0094

R84-1788-038(4/4)B

Fig. 26 F-14A Wing-Alone Analysis Pressure Correlations;  $\Lambda = 20^\circ$ ,  $M = 0.80$ ,  $\alpha = 1.4^\circ$  (Sheet 4 of 4)

x x x UPPER } WING SURFACE PRESSURES - NASA-GRUMMAN TRANSONIC WING BODY CODE  
 + + + LOWER }  
 - - - ISOLATED WING PRESSURES (FLO-22)

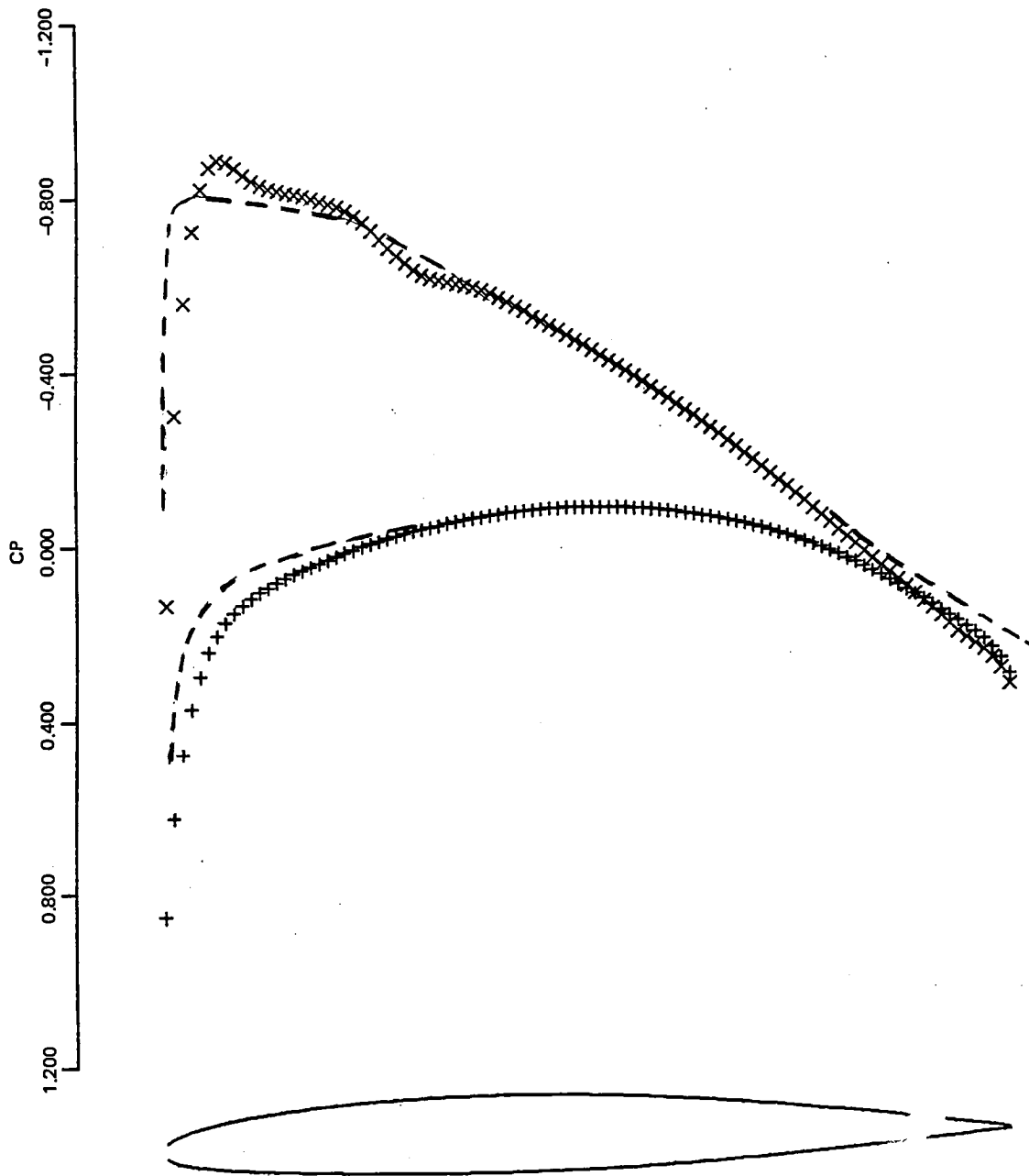


F-14 WING ALONE (35 DEGREE LE)  
 WING STATION 11 2Y/B = 0.488  
 MACH = 0.800 ALPHA = 3.00  
 SECTION CL = 0.499 CM = -0.029 CD = 0.0180

R84-1788-039(1/2)B

Fig. 27 F-14A Wing-Alone Analysis Pressure Correlations;  $\Lambda = 35^\circ$ ,  $M = 0.80$ ,  $\alpha = 3^\circ$  (Sheet 1 of 2)

x x x UPPER } WING SURFACE PRESSURES - NASA-GRUMMAN TRANSONIC WING BODY CODE  
 + + + LOWER }  
 - - - ISOLATED WING PRESSURES (FLO-22)

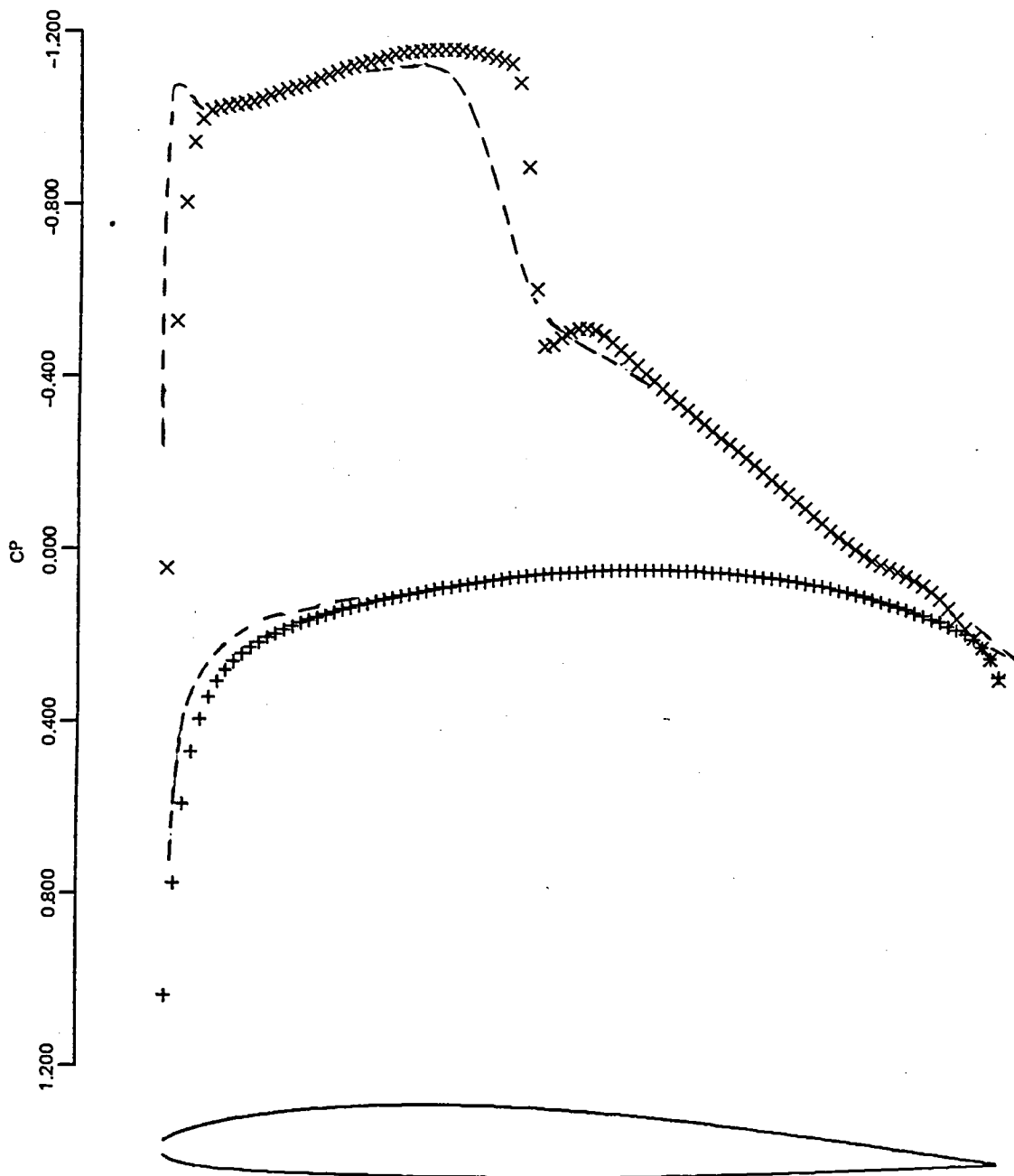


F-14 WING ALONE (35 DEGREE LE)  
 WING STATION 17 2Y/B = 0.874  
 MACH = 0.800 ALPHA = 3.00  
 SECTION CL = 0.418 CM = -0.006 CD = -0.0065

R84-1788-039(2/2)B

Fig. 27 F-14A Wing-Alone Analysis Pressure Correlations;  $\Lambda = 35^\circ$ ,  $M = 0.80$ ,  $\alpha = 3^\circ$  (Sheet 2 of 2)

x x x UPPER } WING SURFACE PRESSURES - NASA-GRUMMAN TRANSONIC WING BODY CODE  
 + + + LOWER }  
 - - - ISOLATED WING PRESSURES (FLO-22)

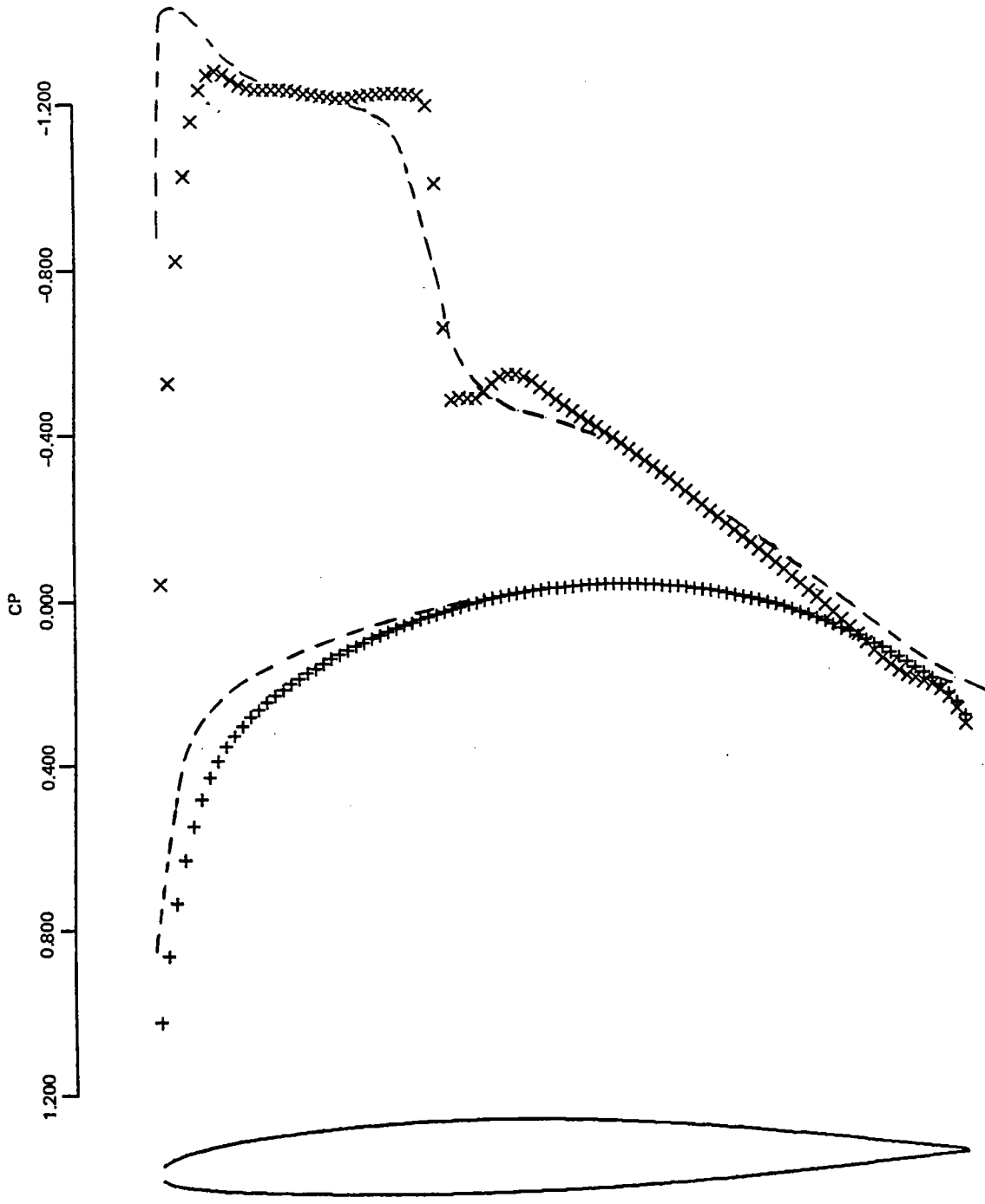


F-14 WING ALONE (35 DEGREE LE)  
 WING STATION 11  $2Y/B = 0.488$   
 MACH = 0.800 ALPHA = 5.00  
 SECTION CL = 0.700 CM = -0.034 CD = 0.0479

R84-1788-040(1/2)B

Fig. 28 F-14A Wing-Alone Analysis Pressure Correlations;  $\Lambda = 35^\circ$ ,  $M = 0.80$ ,  $\alpha = 5^\circ$  (Sheet 1 of 2)

x x x UPPER } WING SURFACE PRESSURES -- NASA-GRUMMAN TRANSONIC WING BODY CODE  
 + + + LOWER }  
 - - - ISOLATED WING PRESSURES (FLO-22)

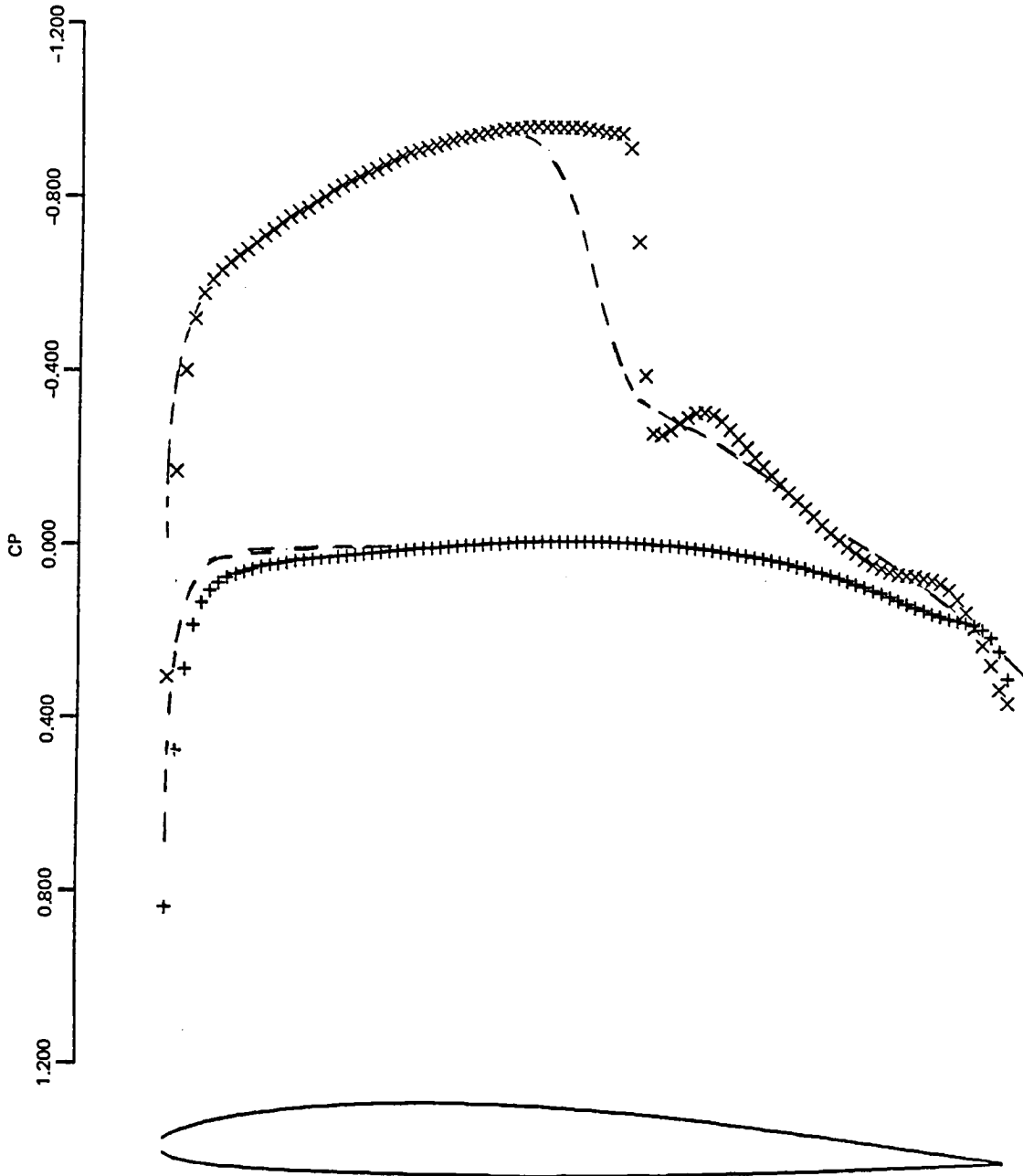


F-14 WING ALONE (35 DEGREE LE)  
 WING STATION 17 2Y/B = 0.874  
 MACH = 0.800 ALPHA = 5.00  
 SECTION CL = 0.646 CM = 0.002 CD = 0.0087

R84-1788-040(2/2)B

Fig. 28 F-14A Wing-Alone Analysis Pressure Correlations;  $\Lambda = 35^\circ$ ,  $M = 0.80$ ,  $\alpha = 5^\circ$  (Sheet 2 of 2)

x x x UPPER } WING SURFACE PRESSURES - NASA-GRUMMAN TRANSONIC WING BODY CODE  
 + + + LOWER }  
 - - - ISOLATED WING PRESSURES (FLO-22)

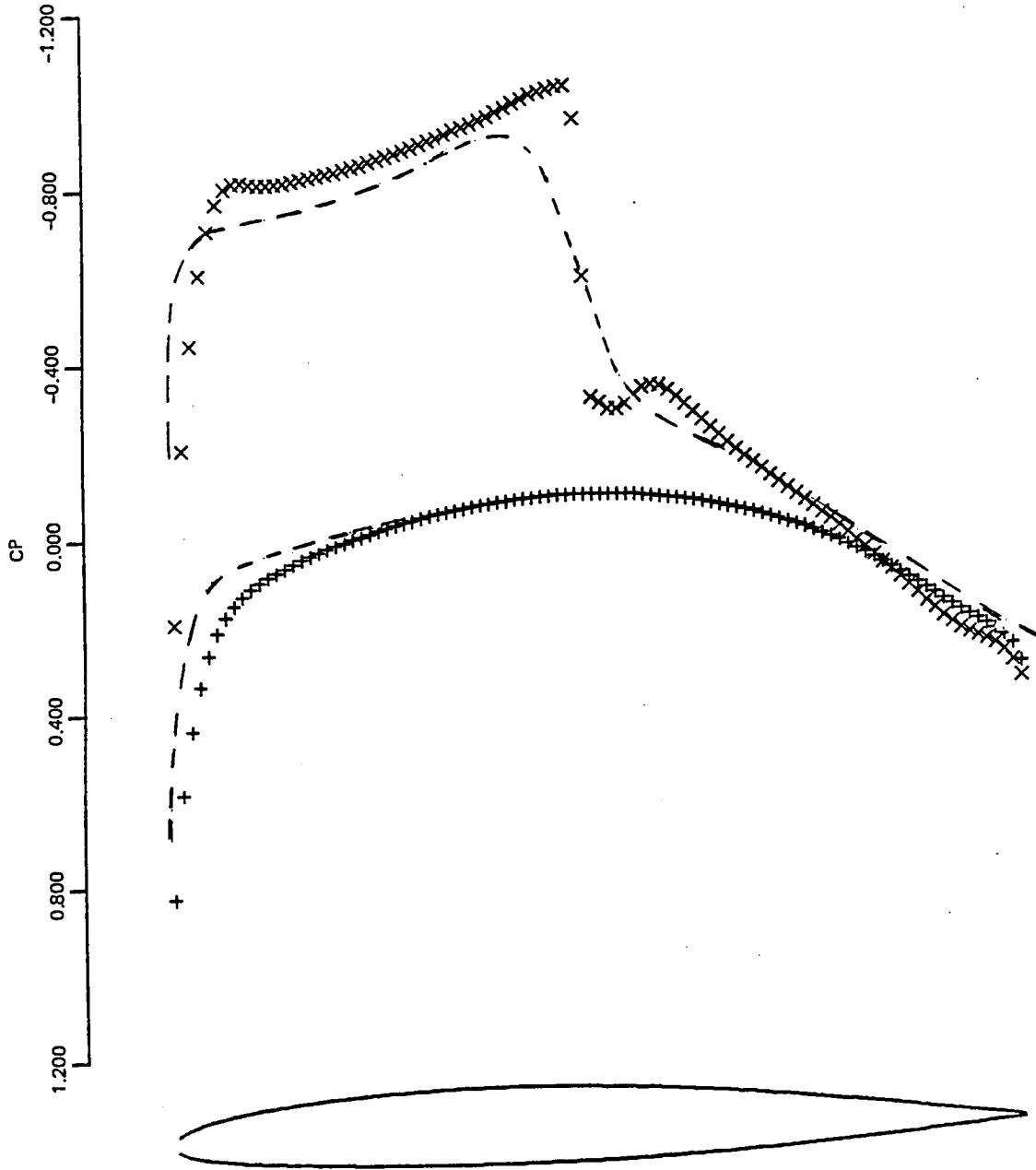


F-14 WING ALONE (35 DEGREE LE)  
 WING STATION 11 2Y/B = 0.488  
 MACH = 0.850 ALPHA = 3.00  
 SECTION CL = 0.543 CM = -0.049 CD = 0.0291

R84-1788-041(1/2)B

Fig. 29 F-14A Wing-Alone Analysis Pressure Correlations;  $\Lambda = 35^\circ$ ,  $M = 0.85$ ,  $\alpha = 3^\circ$  (Sheet 1 of 2)

x x x UPPER } WING SURFACE PRESSURES - NASA-GRUMMAN TRANSONIC WING BODY CODE  
 + + + LOWER }  
 - - - ISOLATED WING PRESSURES (FLO-22)



F-14 WING ALONE (35 DEGREE LE)  
 WING STATION 17 2Y/B = 0.874  
 MACH = 0.850 ALPHA = 3.00  
 SECTION CL = 0.471 CM = -0.010 CD = -0.0048

R84-1788-041(2/2)B

Fig. 29 F-14A Wing-Alone Analysis Pressure Correlations;  $\Lambda = 35^\circ$ ,  $M = 0.85$ ,  $\alpha = 3^\circ$  (Sheet 2 of 2)



## OBSERVATIONS

The following observations have been made based on the flight/analysis, wind tunnel test/analysis and analysis/analysis comparisons included in this report.

- F-14A fuselage-glove interference effects can be separated into two components. First, the fuselage-glove tends to increase load levels across the entire span at any given incidence angle. Second, the character of the pressure distribution is altered at the two most inboard wing stations ( $\eta = 0.40, 0.46$ ). In this region, leading edge upper-surface pressures for the aircraft show a greater expansion than provided by an isolated wing analysis.
- F-14A flight pressures exhibit small disturbances which are thought to be caused by slat, flap and spoiler hinge line discontinuities.
- Wind tunnel data for the outboard station exhibits "out-of-character" pressure distributions for several of the selected cases. The reason for this is not known at this time.
- The NASA/Grumman Transonic Wing-Body Code appears to resolve shock waves better than the FLO-22 code. This condition becomes more noticeable as the shock discontinuities move aft toward the wing trailing edge.
- The flow simulations appear to be satisfactory using the match- $\alpha$  approach.
- Wing-7 flow simulations provided in the appendix exhibit somewhat better agreement with data than those of the manufactured wing.
- It is suggested that F-14/1X aircraft wing contours be measured at Dryden.
- Poor grid resolution at the trailing edge can be identified using the FLO-22 code. This results in an artificial wing viscous effect.
- Isolated wing comparisons using the transonic small disturbance code and the full potential code are in good agreement save for the outboard station at the condition:  $\Lambda = 20^\circ$ ,  $M = 0.70$ ,  $\alpha = 5^\circ$ . This may account for the wing-fuselage-glove simulation discrepancy found in Fig. 13. A small incidence increment would correct this flow simulation discrepancy.
- These comparisons might be refined further by 1) accounting for wing bending under load and 2) performing the analyses with more iterations (i.e., 150/150 count instead of 100/80 count in the NASA/Grumman Transonic

Wing-Body Code). This is suggested only for selected cases as the present study involved nearly 100 analysis runs.

- F-14A wing pressures appear to be very "two-dimensional" in the region planned for laminar flow testing. To illustrate this, supplemental analyses were done with the 2-D Bauer, Garabedian, and Korn airfoil code (Ref 7) coupled with Sweep Theory. These results can be found in Appendix B. As a result, it is judged that 2-D codes and 2-D contour modifications can play an important role in the design/test program.

## CONCLUDING REMARKS

The NASA/Grumman Transonic Wing-Body Code will provide excellent flow simulations for the range of sweep angles and flow conditions that will be of interest for the upcoming Variable Sweep Flight Transition Experiment. The small-disturbance character of the method is not judged to be a disadvantage; in fact, the codes high density grid will probably provide shock wave resolution which is not possible with today's full potential codes. Since an isolated wing code will be used for NLF shape synthesis, it is recommended that the final "designed" outer wing panel should be analyzed using the NASA/Grumman Code to insure that the desired pressure distributions are not altered inboard, and that they are obtained at the design angle-of-attack.

## REFERENCES

1. Boppe, C. W.: Transonic Flow Field Analysis for Wing-Fuselage Configurations. NASA CR-3243, May 1980.
2. Boppe, C. W.; and Stern, M. A.: Computational Transonic Flows for Aircraft with Nacelles, Pylons, and Winglets. AIAA Paper 80-130, Jan. 1980.
3. Anon: Transonic Wind Tunnel Tests of a 1/16 Scale Design 303E Airplane-Series VIII. Calspan Report Cal No. AA-2180-W-13, Vol. I, April 1969.
4. Waggoner, E. G.; Phillips, P. S.; Viken, J. K.; and Davis, W. H.: Potential Flow Calculations and Preliminary Wing Design in Support of an NLF Variable Sweep Transition Flight Experiment. AIAA Paper 85-0426, Jan. 1985.
5. Jameson, A.: Iterative Solution of Transonic Flows Over Airfoils and Wings, Including Flows at Mach 1. Comm. on Pure and Applied Math, Vol. 27, May 1974, pp. 283-309.
6. Jameson, Antony; and Caughey, D. A.: Numerical Calculation of the Transonic Flow Past a Swept Wing. ERDA Research and Development Report COO-3077-140, June 1977, New York University (also available as NASA CR-153297).
7. Bauer, F.; Garabedian, P.; and Korn, D.: Supercritical Wing Sections, Lecture Notes in Economics and Mathematical Systems, Vol. 66, Springer-Verlag, New York, 1972.

## APPENDIX A

This appendix provides a data set listing and computed results for a  $\Lambda = 20^\circ$  wing shape which may be a better representation of the wind tunnel model. This shape is somewhat different than that of the flight vehicle. A data set listing can be found in Table A-1 while computed results for the condition  $M = 0.70$  and  $\alpha = 4^\circ$  can be found in Fig. A-1.

Table A-1 F-14A Wing-Fuselage-Glove,  $\Lambda = 20^\circ$ , (Wing 7 W.T. Model)

FILE: A99W7BG F14-20

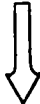
F-14 WING-7/BODY/GLOVE (20 DEGREE LE)

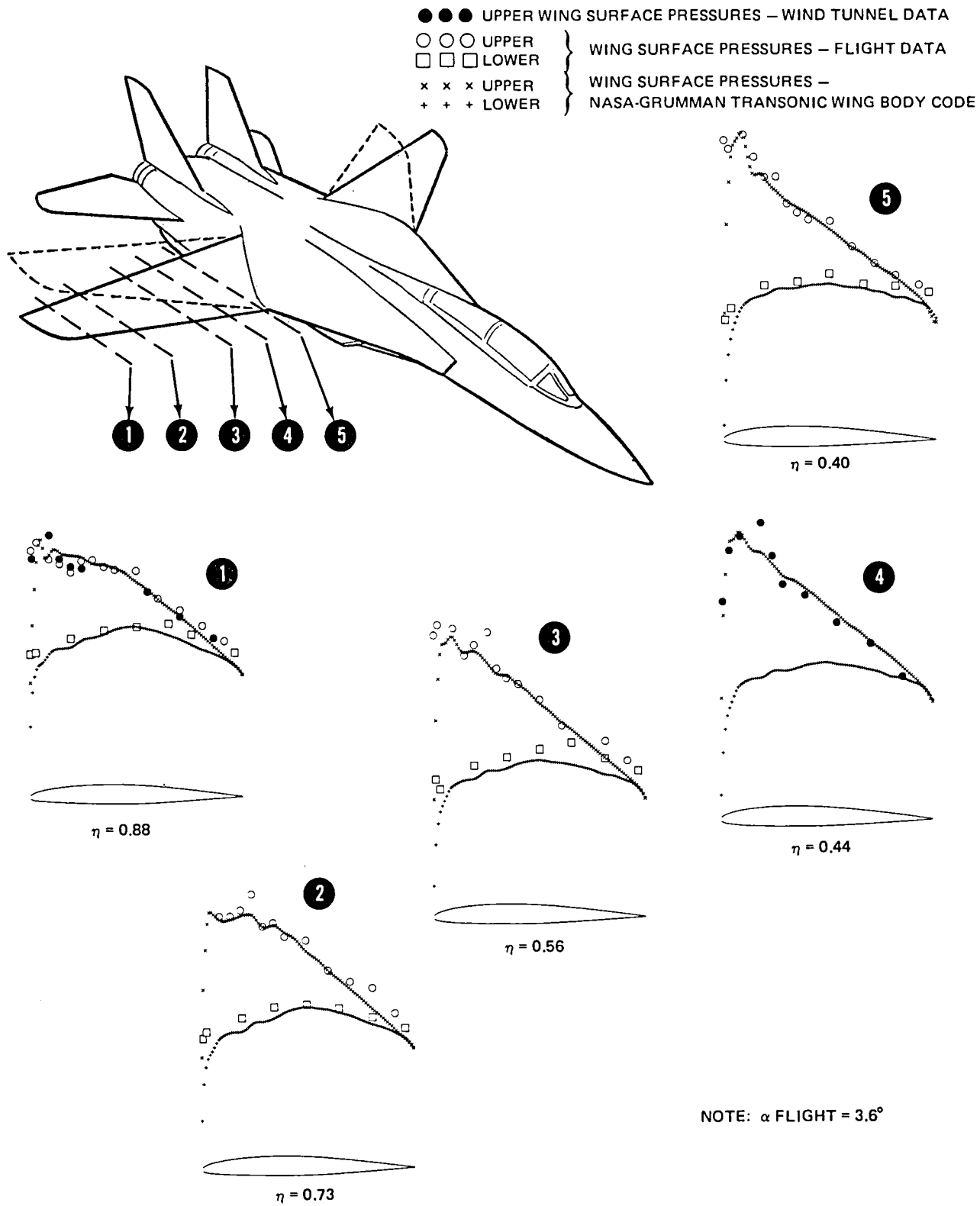
3.0	0.70	4.0	10.0	100.0	80.0	3.0
0.0	0.0	0.0				
5.0	26.0	1.0	532.5	13.5	81360.0	0.4
187.90012	0.0	623.70898	0.0	1.00000		
0.	0.005	0.0075	0.0125	0.025	0.05	0.075
0.1	0.15	0.2	0.25	0.30	0.35	0.40
0.45	0.50	0.55	0.60	0.65	0.70	0.75
0.80	0.85	0.90	0.95	1.0		
0.	0.0099836	0.0123192	0.0158575	0.0224996	0.0316892	0.0385602
0.0437420	0.0516094	0.0566526	0.0596661	0.0611175	0.0613777	0.0605665
0.0587604	0.0560970	0.0526019	0.0484770	0.0439435	0.0387687	0.0332749
0.0275131	0.0212336	0.0147210	0.0078871	0.0001010		
0.	-0.0088462	-0.0106067	-0.0130803	-0.0171727	-0.0219954	-0.0252608
-0.0275110	-0.0301811	-0.0316587	-0.0326113	-0.0326891	-0.0323149	-0.0316693
-0.0305469	-0.0290040	-0.0268947	-0.0245410	-0.0220295	-0.0191989	-0.0162792
-0.0131025	-0.0102465	-0.0071360	-0.0039359	-0.0001011		
326.0	56.0	626.2	0.47	0.		
503.13	128.0	629.4	0.77	0.		
546.44	247.0	634.7	-0.72	1.		
0.	0.0096653	0.0119908	0.0153951	0.0217524	0.0301901	0.0364229
0.0412670	0.0488411	0.0543571	0.0580366	0.0601388	0.0611440	0.0607825
0.0591751	0.0563370	0.0527070	0.0481949	0.0431150	0.0375293	0.0315913
0.0253794	0.0191587	0.0128230	0.0064604	0.0001192		
0.	-0.0080442	-0.0095591	-0.0114904	-0.0145021	-0.0175827	-0.0203622
-0.0222910	-0.0247371	-0.0262135	-0.0279472	-0.0287576	-0.0294971	-0.0301690
-0.0302084	-0.0294860	-0.0279418	-0.0258893	-0.0233062	-0.0203689	-0.0170731
-0.0136802	-0.0103402	-0.0069150	-0.0035006	-0.0001192		
596.56421	384.699995	640.82764	-4.1	1.		
0.	0.0101305	0.0123630	0.0157806	0.0220259	0.0298091	0.0344552
0.0389080	0.0453568	0.0498132	0.0531408	0.0553672	0.0567184	0.0572749
0.0568486	0.0553520	0.0527740	0.0492072	0.0448318	0.0398111	0.0341068
0.0278530	0.0210874	0.0141480	0.0071829	0.0001927		
0.	-0.0086194	-0.0101643	-0.0121667	-0.0149140	-0.0169975	-0.0180384
-0.0199880	-0.0226738	-0.0251011	-0.0276523	-0.0298239	-0.0314241	-0.0324332
-0.0326683	-0.0320070	-0.0304459	-0.0281488	-0.0252631	-0.0219597	-0.0182892
-0.0144975	-0.0108616	-0.0072380	-0.0037159	-0.0001926		
-3.	93.0	780.0				0.16

F-14 FUSELAGE MODEL

•  
•  
•

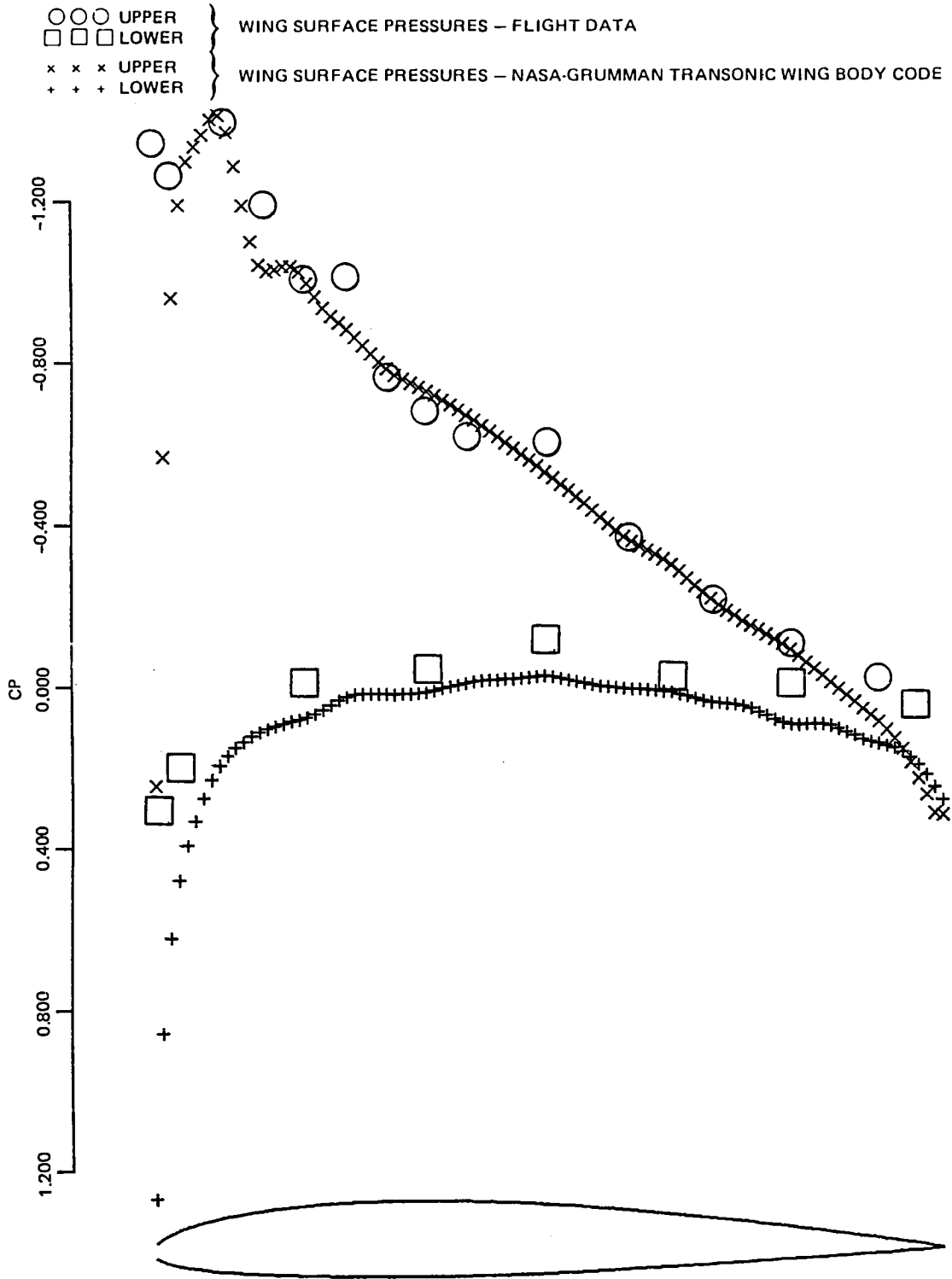
Fuselage model (as in table 1)





R84-1788-043(1/6)B

Fig. A-1 F-14A Flight, Wind Tunnel, and Analysis Wing Pressure Correlations, Wing 7;  
 $\Lambda = 20^\circ$ ,  $M = 0.70$ ,  $\alpha = 4^\circ$  (Sheet 1 of 6)


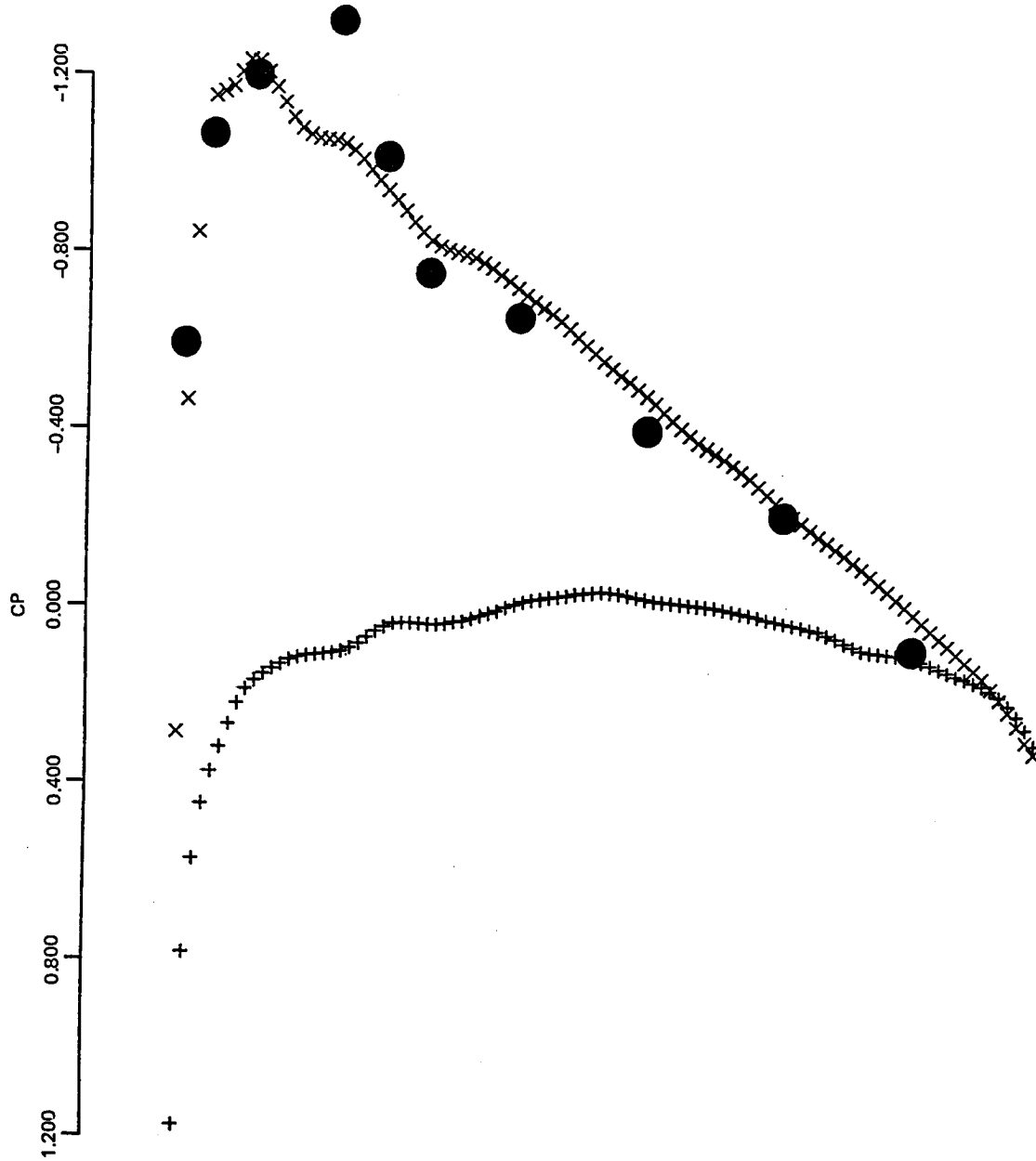


R84-1788-043(2/6)B

Fig. A-1 F-14A Flight, Wind Tunnel, and Analysis Wing Pressure Correlations, Wing 7;  
 $\Lambda = 20^\circ, M = 0.70, \alpha = 4^\circ$  (Sheet 2 of 6)



● ● ● UPPER WING SURFACE PRESSURES – WIND TUNNEL DATA  
 x x x UPPER  
 + + + LOWER } WING SURFACE PRESSURES – NASA-GRUMMAN TRANSONIC WING BODY CODE

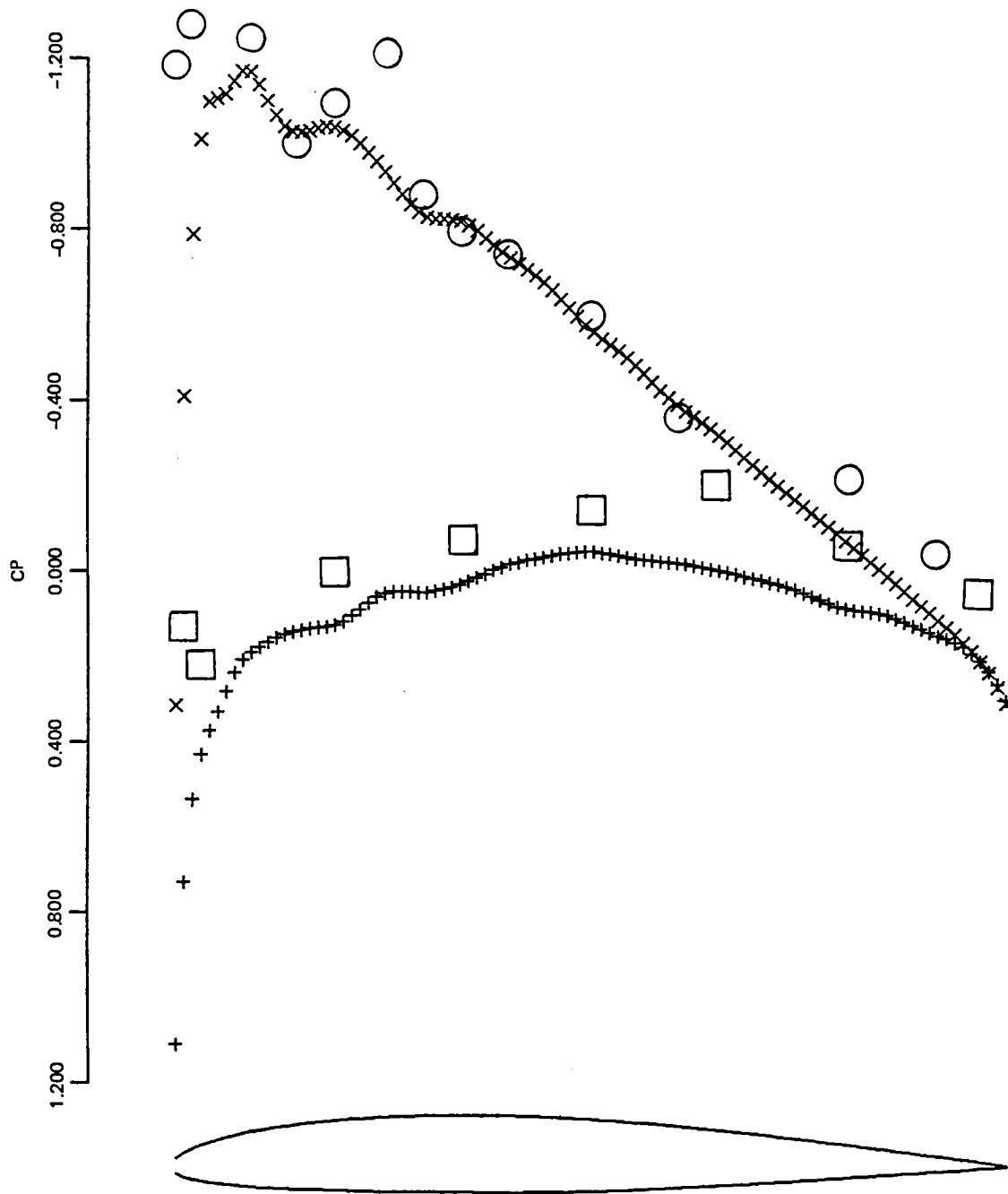


F-14 WING-7/BODY/GLOVE (20 DEGREE LE)  
 WING STATION 11 2Y/B = 0.488  
 MACH = 0.700 ALPHA = 4.00  
 SECTION CL = 0.609 CM = -0.024 CD = 0.0170

R84-1788-043(3/6)B

Fig. A-1 F-14A Flight, Wind Tunnel, and Analysis Wing Pressure Correlations, Wing 7;  
 $\Lambda = 20^\circ$ ,  $M = 0.70$ ,  $\alpha = 4^\circ$  (Sheet 3 of 6)

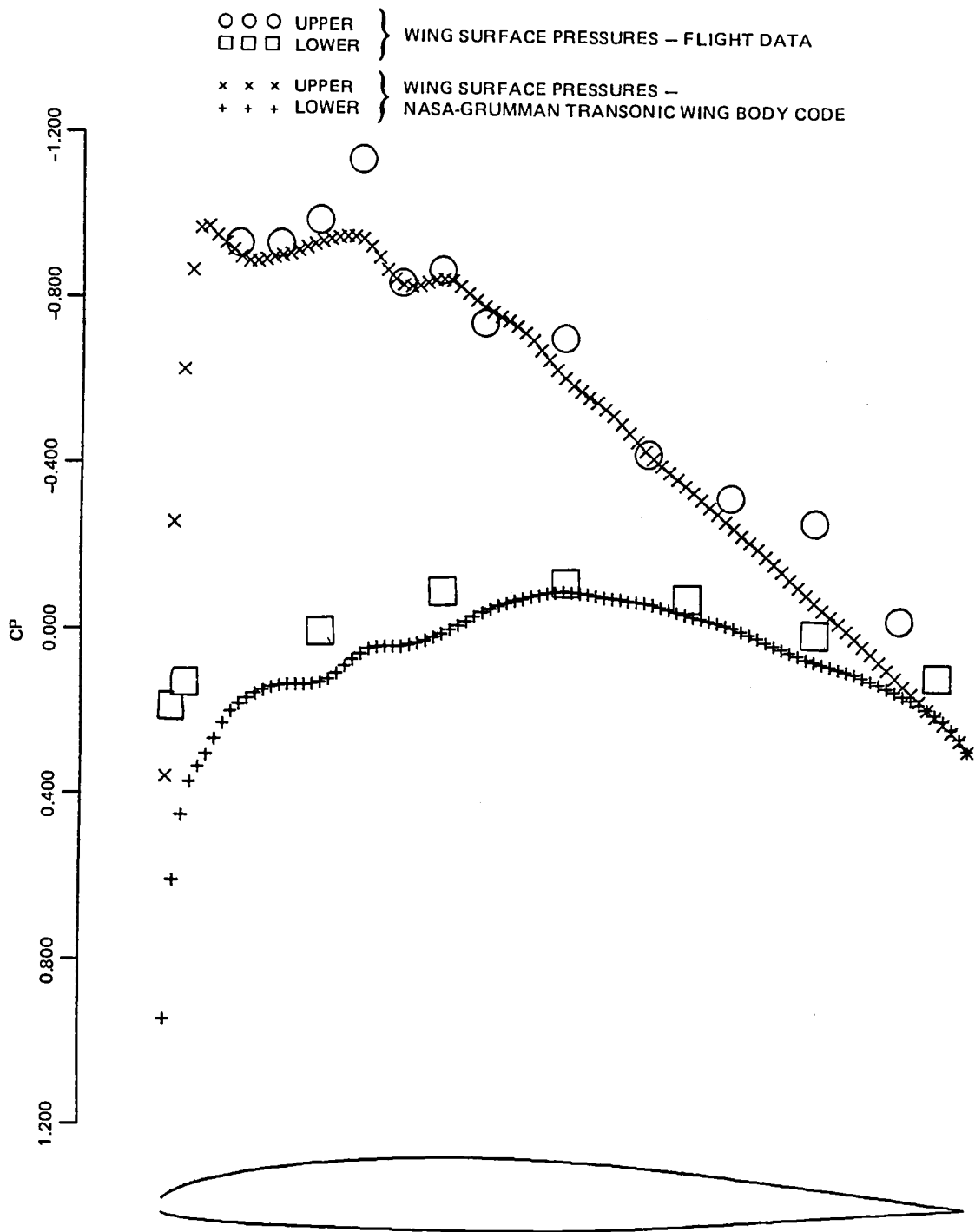
○ ○ ○ UPPER } WING SURFACE PRESSURES – FLIGHT DATA  
 □ □ □ LOWER }  
 × × × UPPER } WING SURFACE PRESSURES –  
 + + + LOWER } NASA-GRUMMAN TRANSONIC WING BODY CODE



F-14 WING-7/BODY/GLOVE (20 DEGREE LE)  
 WING STATION 12 2Y/B = 0.544  
 MACH = 0.700 ALPHA = 4.00  
 SECTION CL = 0.607 CM = -0.026 CD = 0.0166

R84-1788-043(4/6)B

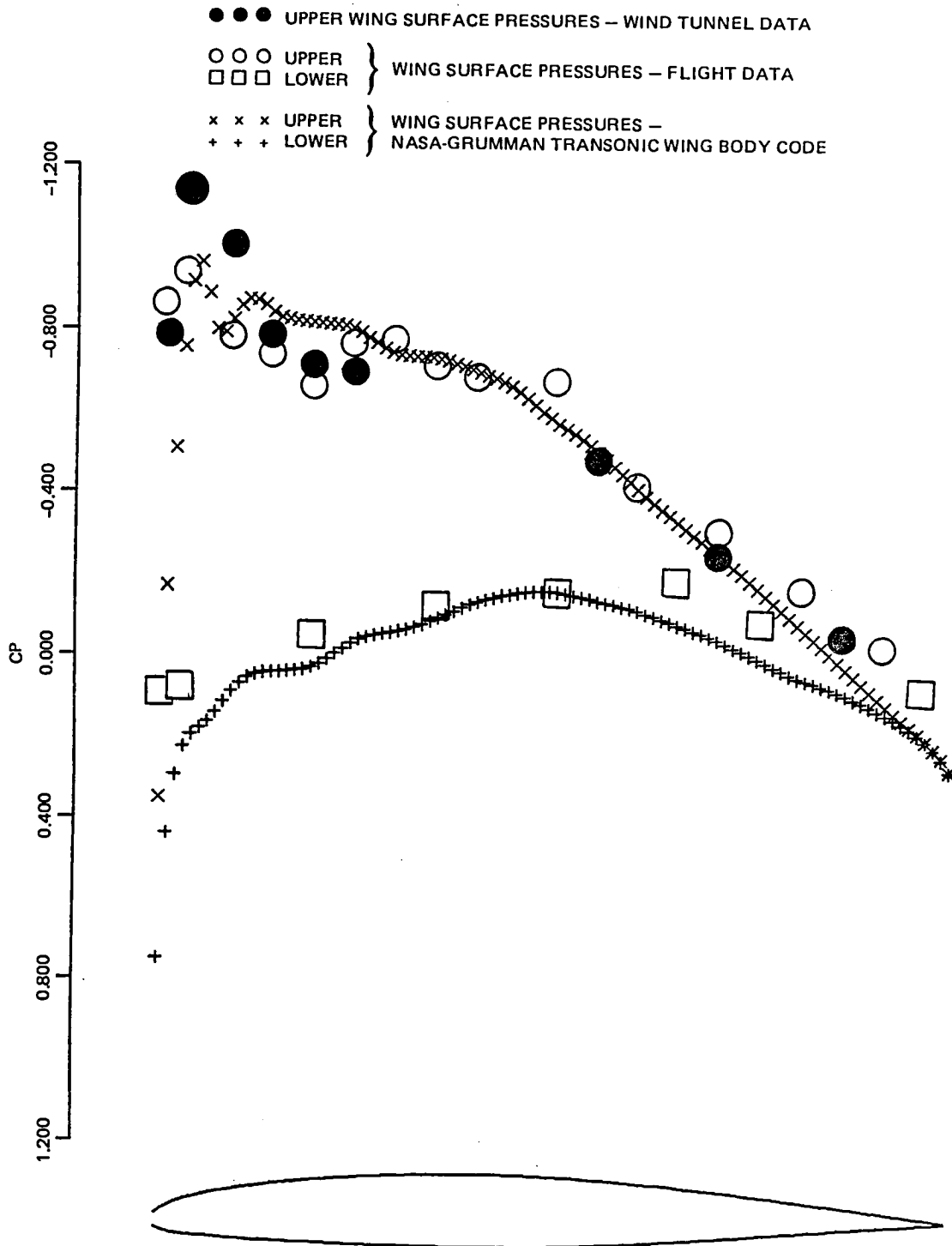
Fig. A-1 F-14A Flight, Wind Tunnel, and Analysis Wing Pressure Correlations, Wing 7;  
 $\Lambda = 20^\circ$ ,  $M = 0.70$ ,  $\alpha = 4^\circ$  (Sheet 4 of 6)



F-14 WING-7/BODY/GLOVE (20 DEGREE LE)  
 WING STATION 15  $2Y/B = 0.730$   
 MACH = 0.700 ALPHA = 4.00  
 SECTION  $C_L = 0.561$   $C_M = -0.029$   $C_D = 0.0075$

R84-1788-043(5/6)B

Fig. A-1 F-14A Flight, Wind Tunnel, and Analysis Wing Pressure Correlations, Wing 7;  
 $\Lambda = 20^\circ$ ,  $M = 0.70$ ,  $\alpha = 4^\circ$  (Sheet 5 of 6)



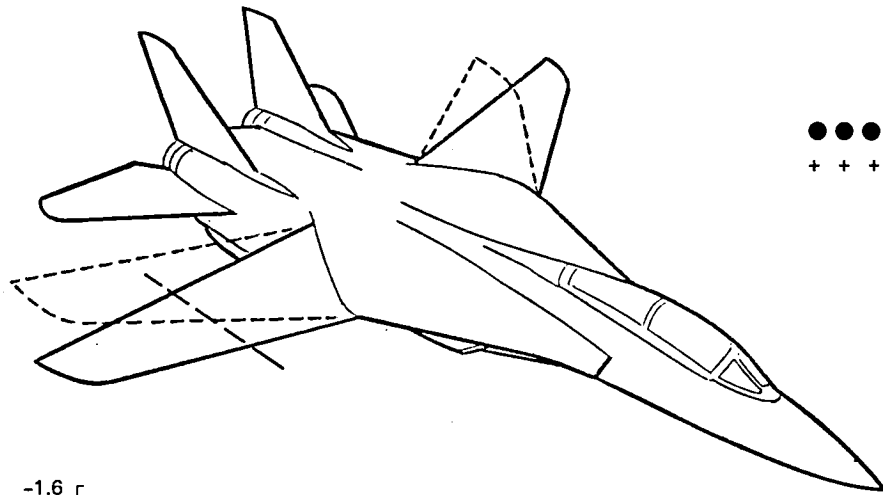
F-14 WING-7/BODY/GLOVE (20 DEGREE LE)  
 WING STATION 17  $2Y/B = 0.874$   
 MACH = 0.700 ALPHA = 4.00  
 SECTION CL = 0.456 CM = -0.025 CD = -0.0072

R84-1788-043(6/6)B

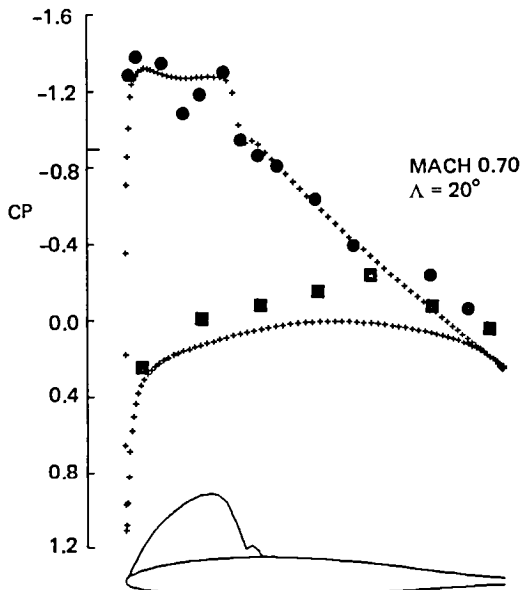
Fig. A-1 F-14A Flight, Wind Tunnel, and Analysis Wing Pressure Correlations, Wing 7;  
 $\Lambda = 20^\circ$ ,  $M = 0.70$ ,  $\alpha = 4^\circ$  (Sheet 6 of 6)

## APPENDIX B

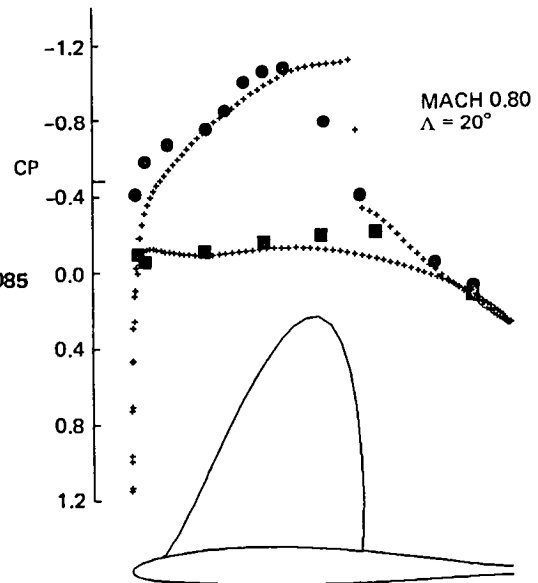
The two-dimensional character of the F-14A wing flow field is illustrated in this appendix. A mid-wing station ( $\eta = 0.56$ ) has been selected for comparisons using wind tunnel and flight test data. The streamwise wing section has been scaled and the Mach/lift analysis condition determined using Sweep Theory. Analyses were done with the two-dimensional "Korn" code (ref 7) for a range of Mach number, sweep, and incidence. The results can be found in Figs. B-1 and B-2.



● ● ● FLIGHT TEST DATA  
 + + + 2-D "KORN" ANALYSIS



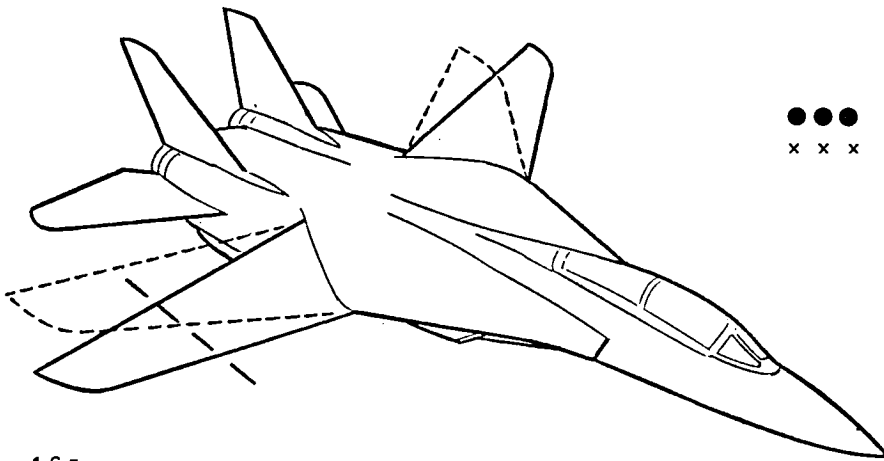
F14 ETA = 0.6 AIRFOIL 7 APRIL 1984 RN = 10.00 MILLION  
 M-N = 160-30 NCY = 15 M = .674 ALP = 3.14 CL = 0.728 CD = .0085  
 CM = .0183 CDW = 0.0007 CDF = 0.0078 L/D = 85.56  
 UPPER SEP AT 0.9778 LOWER SEP AT 0.9582



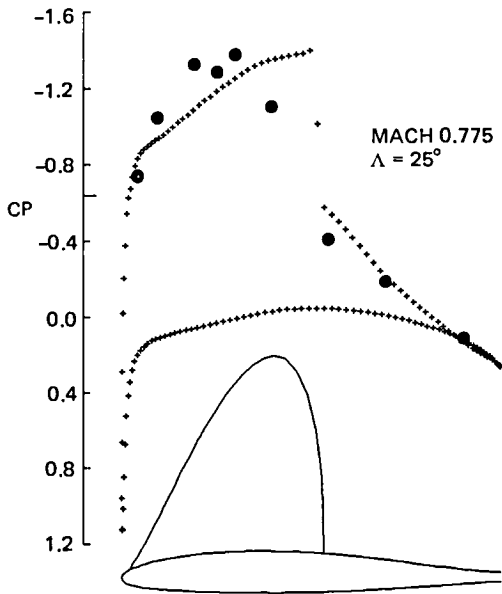
F14 ETA = 0.6 AIRFOIL 7 APRIL 1984 RN = 10.00 MILLION  
 M-N = 160-30 NCY = 15 M = .785 ALP = 1.14 CL = 0.465 CD = 0.242  
 CM = .0576 CDW = 0.0153 CDF = 0.0089 L/D = 19.19  
 UPPER SEP AT 0.6118 LOWER SEP AT 1.0000

R84-1788-044B

Fig. B-1 F-14A Wing 2-D Section Analysis M = 0.700/0.800



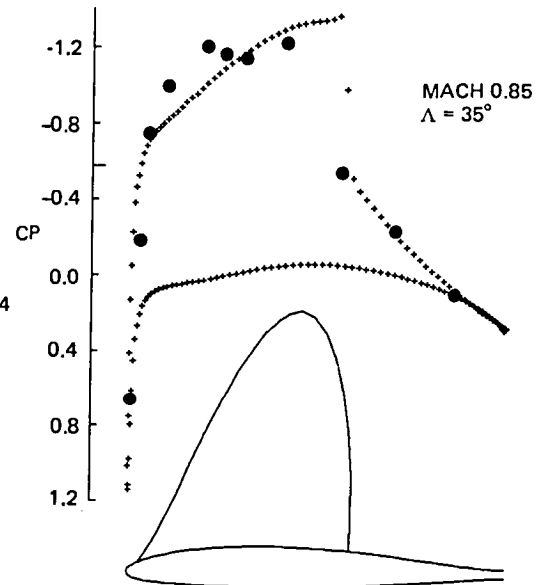
● ● ● WIND TUNNEL TEST DATA  
 x x x 2-D "KORN" ANALYSIS



MACH 0.775  
 $\Lambda = 25^\circ$

F14 ETA = 0.6 AIRFOIL 9 APRIL 1984 RN = 10.00 MILLION  
 M-N = 160-30 NCY = 15 M = .737 ALP = 2.77 CL = 0.710 CD = .0288  
 CM = -.0431 CDW = 0.0187 CDF = 0.0101 L/D = 24.62  
 UPPER SEP AT 0.9710 LOWER SEP AT 1.0000

F14 ETA = 0.6 AIRFOIL 7 APRIL 1984 RN = 10.00 MILLION  
 M-N = 160-30 NCY = 15 M = .755 ALP = 2.33 CL = 0.699 CD = .0334  
 CM = -.0639 CDW = 0.0249 CDF = 0.0086 L/D = 20.90  
 UPPER SEP AT 0.5722 LOWER SEP AT 0.9982



MACH 0.85  
 $\Lambda = 35^\circ$

R84-1788-045B

Fig. B-2 F-14A Wing 2-D Section Analysis M = 0.775/0.850

1. Report No. NASA CR-172559		2. Government Accession No.		3. Recipient's Catalog No.	
4. Title and Subtitle  F-14A Aircraft High-Speed Flow Simulations				5. Report Date April 1985	
				6. Performing Organization Code	
7. Author(s)  Charles W. Boppe and Bruce S. Rosen				8. Performing Organization Report No.	
				10. Work Unit No.	
9. Performing Organization Name and Address Grumman Aerospace Corporation Bethpage, NY 11714				11. Contract or Grant No. NAS1-14732	
				13. Type of Report and Period Covered Contractor Report	
12. Sponsoring Agency Name and Address National Aeronautics and Space Administration Washington, DC 20546				14. Sponsoring Agency Code 505-45-63-37	
15. Supplementary Notes Langley Technical Monitor: Perry A. Newman Topical Report					
16. Abstract  A model of the Grumman/Navy F-14A aircraft has been developed for analyses using the NASA/Grumman Transonic Wing-Body Code. Computations were performed for isolated wing and wing-fuselage-glove arrangements to determine the extent of aerodynamic interference effects which propagate outward onto the main wing outer panel. Additional studies were conducted using the full potential analysis, FLO 22, to calibrate any inaccuracies that might accrue because of "small-disturbance" code limitations. Comparisons indicate that the NASA/Grumman code provides excellent flow simulations for the range of wing sweep angles and flow conditions that will be of interest for the upcoming "F-14 Variable Sweep Flight Transition Experiment."					
17. Key Words (Suggested by Author(s)) Transonic Flow Computational Aerodynamics Flow Simulations F-14A Model			18. Distribution Statement  Unclassified - Unlimited  Subject Category 02		
19. Security Classif. (of this report) Unclassified		20. Security Classif. (of this page) Unclassified		21. No. of Pages 205	22. Price* A10







7

.

2

6

7

NASA Technical Library



3 1176 01504 0364