

NASA Technical Memorandum 4351

Low-Speed Longitudinal and Lateral-Directional Aerodynamic Characteristics of the X-31 Configuration

Daniel W. Banks, Gregory M. Gatlin,
and John W. Paulson, Jr.
*Langley Research Center
Hampton, Virginia*

(NASA-TM-4351) LOW-SPEED
LONGITUDINAL AND
LATERAL-DIRECTIONAL AERODYNAMIC
CHARACTERISTICS OF THE X-31
CONFIGURATION (NASA) 340 p

N93-11622

Unclas

H1/02 0126293



National Aeronautics and
Space Administration

Office of Management

Scientific and Technical
Information Program

1992

Contents

Summary	1
Introduction	1
Symbols and Abbreviations	2
Model Description and Test Conditions	2
Presentation of Results	3
Discussion of Results	4
Effect of Dynamic Pressure	4
Effect of Canard Deflection	4
Effect of Leading-Edge Flap Deflection	4
Effect of Elevon Deflection	5
Effect of Leading-Edge Configuration	5
Effect of Nose Geometry, Nose-Boom Configuration, and Location	5
Effect of Strake Configuration	6
Effect of Inlet Configuration and Condition	6
Effect of Speed Brakes and Thrust-Vectoring Paddles	6
Effect of Rudder Deflection, Large Vertical Tail, and Ventral Fins	7
Configuration With N6 Boom and S12 Strake	7
Summary of Results	7
References	8
Table	9
Figures	10
Appendix Test Conditions and Acquired Data	88

Summary

An experimental investigation of a 19-percent-scale model of the X-31 configuration was completed in the Langley 14- by 22-Foot Subsonic Tunnel. This investigation was performed to determine the static low-speed aerodynamic characteristics of the basic configuration over a large range of angle of attack and sideslip and to study the effects of strakes, leading-edge extensions (wing-body strakes), nose booms, speed-brake deployment, and inlet configurations. The ultimate purpose of this study was to optimize the configuration for high-angle-of-attack and maneuvering-flight conditions. The model was tested at angles of attack from -5° to 67° and at sideslip angles from -16° to 16° for speeds up to 190 knots (dynamic pressure of 120 psf).

The data from this and other preliminary investigations were used to refine the geometry and predict the aerodynamic characteristics for the final full-scale configuration. This was a preliminary investigation to test a wide variety of aerodynamic devices and conditions on an early X-31 configuration. This early configuration deviated somewhat from the current configuration, so some of the data may not be directly applicable to the current full-scale X-31 airplane. This investigation produced a data base on the effects of a large number and combination of strakes, nose booms, leading-edge extensions, and other devices. Selected results are plotted, and the complete data base of tabulated force and moment coefficient data is presented in the appendix. Based on the results from this investigation, the configuration with a low-position nose boom and a midspan fuselage strake was deemed to be the best configuration and was therefore the basis for further testing.

Introduction

The next generation of fighter aircraft will be designed with features allowing controlled flight at extreme attitudes—specifically, at angles of attack that are well above that of maximum lift (post stall). The design of such aircraft requires knowledge of the separated flows that dominate the aerodynamics in this high-angle-of-attack region. The current body of knowledge of such flow fields is somewhat limited. In addition, much of the available knowledge was derived from aircraft that were primarily designed for attached flows (lower angles of attack) and from wind-tunnel tests employing trial-and-error techniques.

In an effort to design an airplane to operate at high-angle-of-attack flight conditions, the Defense Advanced Research Projects Agency (DARPA), in

conjunction with the German Ministry of Defense, has funded a project to develop an experimental demonstrator aircraft to investigate the utility of high-angle-of-attack operations. The development of the X-31 has been undertaken in the United States by the Navy, Rockwell International, and NASA and by Messerschmitt-Boelkow-Blohm (MBB) in Germany.

The aerodynamic phenomenon that exists at these extreme attitudes is strongly influenced by the forebody geometry. At high angles of attack, the forebody generates strong vortices that become increasingly influential as the wings and control surfaces become separated and less effective. The vortices that are produced by the forebody eventually, at high enough angles of attack, become asymmetric or burst in an unfavorable location and possibly cause a loss of stability and control. The geometry and surface finish of a forebody can determine where the flow will separate and where vortices will develop.

A strake can fix the position at which the flow separates on a forebody and reduces the previously mentioned sensitivities. A nose boom, however, may make the forebody behave as if it were of a higher fineness ratio. It may also shed vortices onto the nose itself and change the formation, subsequent path, and burst characteristics of the resultant forebody vortices. The path, strength, and burst characteristics of these vortices can alter the flow field of the entire vehicle and can thereby potentially change the overall stability characteristics. Because of this behavior, the forebody geometry and the presence and location of nose booms or flow-altering devices, such as strakes, are of great concern in the design of any aircraft that operates at high angles of attack, such as the X-31.

The X-31 was designed with relaxed pitch stability to obtain increased maneuver performance. In addition, this configuration is equipped with a thrust-vectoring system that should control the vehicle beyond the point where aerodynamic controls alone would be effective.

A wind-tunnel investigation of the proposed X-31 enhanced-maneuverability fighter-aircraft configuration has been completed in the Langley 14- by 22-Foot Subsonic Tunnel. The purpose of the investigation was to determine the high-angle-of-attack aerodynamic characteristics of the proposed configuration and tailor the configuration for optimum maneuver performance when possible. The model is a 19-percent-scale replica of a previous configuration of the X-31, which differed somewhat from the current configuration. The tests were conducted at angles of attack up to 67° and at sideslip angles from -16° to

16° for speeds up to 190 knots (dynamic pressure up to 120 psf). In addition to the study of the stability and control of the basic configuration, the effect of strakes, nose-boom location, inlet condition (flow through, plugged, or augmented), speed-brake deployment (stowed or 50°), and thrust-vectoring paddles (0° or splayed 50° as an additional speed brake) were also investigated at these high-angle-of-attack conditions.

Symbols and Abbreviations

All data have been reduced to standard coefficient form. Longitudinal data are presented in the stability-axis system, and the lateral-directional data are presented in the body-axis system. Computer-generated symbols, where different from the usual notation, are presented after the customary notation in parentheses.

b	reference span, in. or ft
C_A (CAF)	axial-force coefficient, $\frac{\text{Axial force}}{q_\infty S}$
C_D (CD)	drag coefficient, $\frac{\text{Drag}}{q_\infty S}$
C_L (CL)	lift coefficient, $\frac{\text{Lift}}{q_\infty S}$
C_l (CRM)	rolling-moment coefficient, $\frac{\text{Rolling moment}}{q_\infty S b}$
C_m (CPM)	pitching-moment coefficient, $\frac{\text{Pitching moment}}{q_\infty S \bar{c}}$
C_N (CNF)	normal-force coefficient, $\frac{\text{Normal force}}{q_\infty S}$
C_n (CYM)	yawing-moment coefficient, $\frac{\text{Yawing moment}}{q_\infty S b}$
C_Y (CSF)	side-force coefficient, $\frac{\text{Side force}}{q_\infty S}$
\bar{c}	mean aerodynamic chord, in.
q_∞ (Q)	free-stream dynamic pressure, psf
R	radius, in.
S	reference area, ft ²
α (ALPHA)	angle of attack, deg
β (BETA)	sideslip angle, deg
δ_c	canard deflection (positive leading edge up), deg
$\delta_{f,LE}$	leading-edge flap deflection, denoted inboard/outboard (positive leading-edge down), deg

$\delta_{f,TE}$	trailing-edge elevon deflection, denoted left/right (positive trailing edge down), deg
δ_R	rudder deflection (positive trailing edge right), deg
δ_{SB}	speed-brake deflection (positive trailing edge outboard), deg
δ_{TV}	thrust-vectoring paddle deflection (positive trailing edge outboard), deg

Abbreviations:

AGL	augmented inlet with deflected inlet lip
ALT	alternate-geometry nose, without nose boom
AUG	augmented inlet
BAS	basic-geometry nose, without nose boom
BL	model butt line, in.
BLD	boundary-layer diverter
FS	model fuselage station, in.
FT	flow-through inlet
FTL	flow-through inlet with deflected inlet lip
L1 L4	wing leading-edge configurations and LEX's
LE	leading edge
LEX	leading-edge extensions (wing-body strakes)
MRC	moment reference center (FS = 50.98, WL = -0.380, BL = 0.0)
N1 N7	nose-boom configurations
PLG	plugged inlet (faired external block)
S1 S15	strake configurations
TE	trailing edge
WL	model waterline, in.

Model Description and Test Conditions

The model used in this investigation was a 19-percent-scale model of an early X-31 aircraft configuration. This configuration differed somewhat from the actual full-scale X-31 configuration. A photograph and sketch of the model are presented in figure 1. The wind-tunnel model dimensions are presented in table I. The model construction included a steel inner structure that supported a fiberglass

body with aluminum wings, canards, and vertical stabilizer. The model was fabricated with provisions to mount strakes, nose booms, and LEX's in various locations. The model was also equipped with three thrust-vectoring paddles and two deflectable speed brakes. The thrust-vectoring paddles tested in this investigation were either undeflected (0°) or splayed 50° to act as additional speed brakes. The engine inlet was designed as a flow-through duct, which was routed around the balance cavity and exited around the sting-model connection. The inlet could be plugged or the inlet flow could be augmented (increased above flow-through conditions) by using a small ejector at the base of the model. Although this ejector method did not generate a large increase in inlet flow, it was originally thought to be sufficient to identify any significant trends that may develop with changes in inlet flow greater than the flow-through condition. However, this method may not have been sufficient to define these trends. The inlet also incorporated a deflectable lower lip to reduce lip-separation losses at high angles of attack. The inlet lip, when deflected, was tested at 20° .

Various deflections of flaps and control surfaces were tested during this investigation, in addition to strakes, LEX's, and nose booms. The geometric details of these various aerodynamic control surfaces and devices are shown in figure 2. The control surfaces included canards; leading-edge flaps; trailing-edge elevons, which were used in tandem for both lift and pitch control and differentially for roll control; and rudder deflections. Both the leading-edge flaps and elevons were split into two segments and are referred to as inboard and outboard. The leading-edge flaps were used primarily for keeping the wing flow attached (up to higher angles of attack) and not for control. The leading-edge flaps were divided into two segments, inboard and outboard, which were separated at the crank in the wing planform. The elevons were also divided into two segments on each side; however, this was solely for structural considerations and they were always deflected in unison. The inboard section of the leading-edge flap could be deflected to 0° , 20° , and 40° ; and the outboard section could be independently deflected to 0° , 16° , and 32° . In general, this type of flap would be scheduled with angle of attack to maintain attached flow on the wing. The deflections of the leading-edge flaps were measured relative to the hinge line (perpendicular), and the deflections of the trailing-edge devices were measured relative to the model waterline. The model also incorporated a remotely controlled canard and a deflectable rudder surface on the vertical sta-

bilizer. The rudder, when deflected, was tested exclusively at 30° . An extended vertical tail (fig. 2(d)) and ventral fins (fig. 2(e)) were also investigated. Deflections of the canard were measured relative to the model waterline, and those of the rudder were measured relative to the hinge line.

Two nose-geometry configurations, referred to as basic and modified, were used during this investigation. Two noses of the basic configuration were constructed; one had provisions to attach strakes and nose booms. This approach was taken to distinguish effects due to the surface condition of the nose, since it was not possible to have both a smooth finish and provisions to attach other devices. The alternate geometry nose was only to be tested with a smooth finish and therefore had no provisions for strakes or booms.

The model was tested at angles of attack from -5° to 67° . To obtain this overall angle-of-attack range with the C-strut support system (ref. 1), two knuckle offsets were used in addition to the straight sting. These three sting configurations provided three overlapping angle-of-attack ranges, which constituted the overall angle-of-attack range. The model was tested at sideslip angles from -16° to 16° . The tunnel velocity was varied up to 190 knots, which corresponds to a free-stream dynamic pressure of 120 psf and a unit Reynolds number of 2×10^6 per foot. The data were corrected for blockage by the classical method (ref. 2) at low angles of attack ($\alpha < 30^\circ$), by a flat-plate empirical method at high angles of attack ($\alpha > 50^\circ$), and with a combination of both methods at intermediate angles of attack ($30^\circ \leq \alpha \leq 50^\circ$).

Presentation of Results

Selected conditions and configurations are presented in the figures. The tabulated force and moment coefficient data for the complete investigation are presented in the appendix. The following list is a general presentation of the figures:

	Figure
Effect of dynamic pressure	3
Effect of canard deflection	4
Effect of leading-edge flap deflection	5
Effect of elevon deflection	6
Effect of leading-edge configuration	7
Effect of nose geometry, nose boom configuration, and location	8
Effect of strake configuration	9
Effect of inlet configuration and condition	10
Effect of speed brakes and thrust- vectoring paddles	11

Effect of rudder deflection, large vertical tail, and ventral fins	12
Configuration with N6 boom and S12 strake	13

Because the different angle-of-attack ranges overlapped and the leading-edge flap settings were usually set at a nominal position for each angle-of-attack range, each range (low, medium, high) is presented on a separate figure. Best configuration refers to the N6/S12 combination (low-position nose boom with the midspan body strake) and was therefore investigated in more detail.

Discussion of Results

This study was a preliminary investigation of a wide variety of aerodynamic devices and conditions that were used to refine the basic configuration of the X-31 airplane. As such, most configurations and conditions were not investigated in detail and are presented with limited analysis.

Effect of Dynamic Pressure

Dynamic-pressure effects (fig. 3) were investigated to determine the effect of Reynolds number on the aerodynamics of the X-31 configuration and thereby define the appropriate minimum dynamic pressure to be used for most of the testing. The static structural limit of the model imposed a maximum dynamic pressure of 120 psf; however, because of the dynamic loading that was possible with any of the configurations that were slated for testing, it was desirable to conduct most testing at a somewhat lower dynamic pressure.

Effects of dynamic pressure were seen in the longitudinal data (fig. 3(b)) between 5 and 20 psf. Above 20 psf, the effects were much less pronounced. The lateral-directional data show that dynamic-pressure effects were present to some extent throughout the range tested. However, since most of the dynamic-pressure effects settled out by 60 psf, the remainder of the testing was generally conducted at tunnel conditions of 60 psf.

The most noticeable effects due to dynamic pressure were in the high-angle-of-attack, lateral-directional characteristics (figs. 3(d) to 3(f)), and they were most apparent in yawing moment, where they persisted up to the maximum dynamic pressure of 120 psf. The effects seen in yawing moment are most likely the result of vortical flows of the forebody region at high angles of attack. At these angles of attack, the forebody has developed a strong vortex system that may impinge on the empennage and control surfaces and may induce loads on the forebody

(mostly caused by the asymmetrically attached flow on the nose caused by the vortices). Because these vortical flows are not steady, the aerodynamic characteristics may be erratic and may display asymmetries at many conditions. Since at higher angles of attack the aerodynamic surfaces are either shielded or the flow about them is separated, the loads induced by the vortices are the dominant loads on the vehicle at these conditions. These unsteady vortical flow fields can be very sensitive to Reynolds number and forebody geometry, including nose booms, so even seemingly small geometric changes may produce relatively large effects.

Effect of Canard Deflection

The effects of canard deflection are presented in figure 4. In general, the effects of canard deflection were as expected—a positive canard incidence produced a small increase in lift with a larger increase in pitching moment up to the point where the canard stalls. Since the wing is operating in the downwash field of the canard, as the canard is loaded the wing unloads somewhat. The dominant effect of increased canard deflection is a forward shift of the center of pressure until the canard stalls. There is an increase in lift with increased canard deflection, and there is an increase in drag that is most noticeable near maximum lift. Because of the characteristics of the canard-wing combination, there are multiple trim points (angles of attack) for a particular canard deflection angle. Since the canard is always operating in relatively undisturbed flow (i.e., there should always be control power available), there should be sufficient pitch control to recover from a stall. This characteristic of a canard is a definite advantage for operations at high angles of attack. Removal of the canard (figs. 4(c) and (d)) also resulted in decreased lift and pitching moment. The configuration with the canard removed was stable up to maximum lift. Then, as expected, it became neutrally stable because, with the canard removed, the center of lift shifts aft relative to the MRC.

Effect of Leading-Edge Flap Deflection

The effects of leading-edge flap deflection are presented in figure 5. The leading-edge flaps are used primarily to keep the upper surface of the wing attached to as high an angle of attack as possible (increased camber and decreased turning angle). On the flight vehicle, the leading-edge flaps would be scheduled with angle of attack to the optimum deflection. The wind-tunnel model was limited to a few discrete settings. In general, the leading-edge flaps produced the desired results within those limitations. At low angles of attack, no noticeable effects

due to leading-edge flap deflection resulted (fig. 5(a)). As the angle of attack approaches the value of maximum lift for the undeflected case, the benefit of increased deflection angle extends this angle of attack for maximum lift as well as the level of lift itself (fig. 5(b)). At the higher angles of attack the leading-edge flaps in the deflected position caused no noticeable change in pitch stability or pitching-moment behavior (fig. 5(b)) but did increase lift at higher angles of attack because of the effective increase in camber to the wing.

The lateral-directional characteristics due to leading-edge deflection (figs. 5(c) to 5(g)) show no noticeable effects at lower angles of attack and a slight destabilizing effect at higher angles of attack. These changes in stability occur in yawing moment and rolling moment, but are small in magnitude.

Effect of Elevon Deflection

The effects of elevon deflection are presented in figure 6. The elevons are a multipurpose control surface that can be used for roll control when deflected differentially and pitch control when deflected symmetrically. When deflected symmetrically for pitch control, the elevons act like trailing-edge flaps and change the effective camber of the wing. This change produces a change in lift (figs. 6(a) and 6(b)). In the mid-angle-of-attack range, and presumably in the high-angle-of-attack range, the symmetric elevons also alter the pitch stability, as evidenced by the change in the slope of the pitching-moment curve. Since this configuration can use a variety of combinations of the canard and symmetric elevon to achieve trim at a given angle of attack, the stability and controllability can be tailored to optimize the vehicle performance.

Differential elevon deflections (figs. 6(d) to 6(f)) produced side force, yawing moment, and rolling moment. These forces and moments were most noticeable at the lower angle of attack tested ($\alpha = 30^\circ$), because of the asymmetric camber (left to right) and drag characteristics at sideslip. Symmetric deflections (figs. 6(g) to 6(i)) for pitch control had no noticeable lateral-directional coupling. In general, the effects of elevon deflection were as would be expected on a delta wing planform.

The model was limited to a few discrete elevon settings, both differential and symmetric. Within these limitations, the elevons appear to be capable of generating sufficient levels of rolling moment, pitching moment, and lift.

Effect of Leading-Edge Configuration

The effects of the leading-edge configuration on aerodynamic characteristics are presented in figure 7. Four different leading-edge configurations were investigated. Three were classified as leading-edge extensions, also known as wing-body strakes or LEX's, and the fourth was a sharp leading edge. The sharp leading edge had the effect of increasing pitching moment compared to the basic leading edge at intermediate angles of attack. At low angles of attack, the LEX's tended to produce increased pitching moment without a noticeable increase in lift. At higher angles of attack ($\alpha > 25^\circ$), the LEX configurations (L1 through L3) generated increased lift and pitching moment. (L1 and L2 increased lift the most, followed by L3.) These increases were expected since L1 had the same planform area as L2, but was cambered, and the uncambered L2 had a larger planform area than the uncambered L3. Leading-edge extensions 1, 2, and 3 also caused a decrease in pitch stability.

All LEX configurations produced similar lateral-directional characteristics (figs. 7(c) to 7(e)). The changes in lateral-directional characteristics were minimal, but were most apparent in yawing moment. Very limited data on the sharp leading edge were obtained, and no conclusions could be drawn.

Effect of Nose Geometry, Nose-Boom Configuration, and Location

The effects of nose geometry, nose-boom configuration, and location are presented in figure 8. In general, the effect of nose booms on longitudinal characteristics was slight (fig. 8(a)). The boom configurations with attached strakes (N1 with S4 or S5) produced slightly more lift and pitching moment at higher angles of attack, as would be expected when area is added well forward of the MRC. The effect of the alternate-geometry nose on longitudinal characteristics (fig. 8(b)) was also subtle; the alternate-geometry nose produced slightly more lift than the basic nose above $\alpha = 35^\circ$. The effects of nose booms (figs. 8(d) and 8(e)) and alternate-geometry nose (figs. 8(f) to 8(h)) on lateral-directional characteristics were far more significant. All boom configurations on or close to the nose apex created adverse changes in the already erratic nature of yawing moment at higher angles of attack. These changes are indicative of potentially undesirable dynamic behavior. Other lateral-directional characteristics changed minimally. This undesirable behavior results because the vortical flow field emanates from the boom and then interacts with the flow field on the nose itself. The nose boom in the lowest position

(N6), under the nose, posed the least potential problems and was therefore chosen as the best configuration. Compared with the basic-geometry nose, the alternate-geometry nose created asymmetries in the lateral-directional characteristics and therefore was not investigated further.

Effect of Strake Configuration

The effects of strake configuration are presented in figure 9. The nose strakes (S4 and S6) generated slightly more lift and pitching moment (fig. 9(b)) than the basic configuration in the angle-of-attack region at and beyond maximum lift; however, their main effects were observed in the lateral-directional characteristics (figs. 9(d) to 9(f)) at higher angles of attack, since their major effect was to fix the location of separation on the nose and to contribute relatively little area. Inlet and fuselage strakes generated additional lift and pitching moment and significantly increased maximum lift and the angle of attack for maximum lift in many cases. The forward-fuselage-mounted strakes (S1, S10, S12, and S14) caused a reduction in pitch stability, and the rear-mounted strakes (S2 and S3) caused an increase in pitch stability at higher angles of attack. This effect is expected when area is added in front of or behind the MRC.

In general, nose strakes (S4, S6) caused small increases in directional stability at $\alpha = 30^\circ$ (fig. 9(d)), somewhat larger increases in directional stability (actually a reduction of the instability in directional stability) at $\alpha = 40^\circ$ (fig. 9(e)), and a reduction in yawing moment of about 0.04 at $\alpha = 50^\circ$ and $-12^\circ < \beta < 0^\circ$ (fig. 9(f)). There were relatively small changes in rolling moment and side force caused by the nose strakes at these angles of attack. The fuselage strakes had little effect on side force and rolling moment; however, they produced varied results on yawing moment. Most of the effects on yawing-moment behavior were beneficial—the strakes increased stability and reduced asymmetries. Since it also generated a significant lift increase, the S12 fuselage strake was the most beneficial. Therefore, it became part of the best configuration.

Effect of Inlet Configuration and Condition

The effects of inlet configuration and condition are presented in figure 10. For most of this investigation, a flow-through inlet configuration was used and the exhaust flow exited around the sting at the aft end of the model. The model, however, had a low-pressure ejector at its aft end through which the inlet

flow exited. This ejector was used to draw more inlet flow (augment) than that of the flow-through case. This augmented inlet flow was not nearly what would have been needed to scale the mass flow of the inlet, although it was hoped that it would be sufficient to identify any trends caused by increasing mass flow. No significant trends could be identified because of this increase in mass flow. The model was also tested with a blocked or plugged inlet to assess any potential aerodynamic differences from the flow-through case. In addition, the inlet had a deflectable lower lip to reduce turning losses and lip separation at higher angles of attack. There were no significant changes in longitudinal aerodynamic characteristics between the flow-through, plugged, and augmented inlet configurations (figs. 10(a) and 10(b)). In addition, there were no noticeable differences in longitudinal characteristics when a boundary-layer-diverter side plate was added or when the inlet lip was deflected 20° ; of course, these devices are designed to increase the performance of the inlet and not the external aerodynamics. The only noticeable longitudinal effect was that the plugged inlet displayed slightly lower lift and pitching moments in the post-stall angle-of-attack range than the unplugged cases. Because the augmented inlet was well below the pressure ratio or mass flow needed to properly scale the actual inlet conditions, since the effect on the longitudinal aerodynamics was very small, no conclusions could be drawn from this result.

There were some noticeable effects on the lateral-directional aerodynamics as a result of the inlet configuration and condition (figs. 10(c) to 10(e)), but most of these effects were small, and no specific trends were identified. The augmented inlet also displayed some deviations in rolling and yawing moments at an angle of attack of 30° , but again these were inconclusive.

Effect of Speed Brakes and Thrust-Vectoring Paddles

The effects of speed brakes and thrust-vectoring paddles are presented in figure 11. As mentioned previously, the thrust-vectoring paddles were only symmetrically deflected outboard ($\delta_{TV} = 50^\circ$) for use as an additional speed-brake device. In addition to the expected increase in drag, deploying the speed brakes alone to 50° caused a reduction in lift and a slight increase in pitching moment. Deploying the thrust-vectoring paddles alone without the speed brakes resulted in a slight increase of maximum lift and a reduction in pitching moment; however, they generated nearly the same amount of drag. In the low-angle-of-attack range there is additional drag

being generated by deploying the thrust-vectoring paddles and the speed brakes. Deploying the paddles and the speed brakes above maximum lift caused a decrease in pitching moment but no discernible increase in drag. Since the aft-end fairings are not present on the current configuration, the levels of drag being generated are in question.

The speed brakes and thrust-vectoring paddles had some minor degrading effects on lateral-directional characteristics (figs. 11(c) to 11(e)). At an angle of attack of 30° , deploying the speed brakes caused reductions in the dihedral effect and directional stability, which were worsened by the additional deployment of the thrust-vectoring paddles. These effects were reduced at an angle of attack of 40° . There were changes in yawing moment at an angle of attack of 50° due to the deflection of the speed brakes, but these effects did not appear to be detrimental; there were no significant additional effects from the deflection of the thrust-vectoring paddles.

Effect of Rudder Deflection, Large Vertical Tail, and Ventral Fins

The effects of rudder deflection, large vertical tail, and ventral fins are presented in figure 12. Only one rudder deflection (30°) was tested in addition to the undeflected case. At an angle of attack of 30° , the rudder generated significant levels of yawing moment and associated side force and rolling moment as expected. The level of yawing moment was reduced at an angle of attack of 40° and further reduced at 50° , as expected. The vertical extension and ventral fin each increased directional stability; the ventral fin became relatively more powerful at higher angles of attack, as expected, since the tail became increasingly shielded.

Configuration With N6 Boom, and S12 Strake

Results from the final or best configuration are presented in figure 13. This configuration, with the N6 boom (mounted below the nose) and the S12 strake (midspan fuselage strake), had the best overall characteristics. The longitudinal results (figs. 13(a) to 13(c)) indicate that the configuration has a maximum trimmed lift coefficient of approximately 1.15 and appears to be trimmable throughout the angle-of-attack range tested (based on the discrete canard settings). Further, it appears that a canard deflection of approximately -40° would be sufficient to provide minimum trim capability.

The lateral-directional results (figs. 13(d) to 13(h)) indicate that, in general, the configuration is well behaved up to an angle of attack of 60° with $\delta_c = -20^\circ$. There was a reversal in directional stability between angles of attack of 30° and 40° and at high sideslip angles ($\beta > 4^\circ$). The directional stability characteristics were less well behaved above an angle of attack of 40° in that they were nonlinear but not erratic. There was a reduction in the dihedral effect up to an angle of attack of 50° and no further reduction up to 65° . Although the addition of the refueling boom reduced directional stability, it had no severe detrimental impact on the lateral-directional characteristics up through these high angles of attack.

Summary of Results

An investigation of the low-speed static longitudinal and lateral-directional aerodynamic characteristics of an early version of the X-31 configuration has been completed. The results from this investigation were used to define the configuration in further detail. The following results summarize the findings of this investigation:

1. The configuration with the boom mounted below the nose (N6) and with a midspan fuselage strake (S12) had the best overall aerodynamic characteristics.
2. The configuration displayed adequate levels of stability and control authority throughout the range of conditions tested. At higher angles of attack, yawing moment was erratic in many instances because of the separated (vortical) flow field of the forebody.
3. The position of the nose boom and presence of forebody strakes had a significant impact on lateral-directional aerodynamic characteristics at high angles of attack. This impact is a result of the dominance of the forebody flow field under these conditions.
4. Reynolds number effects were significant at high angles of attack. These effects were most noticeable on the lateral-directional behavior.
5. The addition of a refueling boom on the final configuration had no significant effect on lateral-directional characteristics.

NASA Langley Research Center
Hampton, VA 23681-0001
July 9, 1992


References

1. Gentry, Carl L., Jr.; Quinto, P. Frank; Gatlin, Gregory M.; and Applin, Zachary T.: *The Langley 14- by 22-Foot Subsonic Tunnel: Description, Flow Characteristics, and Guide for Users*. NASA TP-3008, 1990.
2. Rae, William H., Jr.; and Pope, Alan: *Low-Speed Wind Tunnel Testing*, Second ed. John Wiley & Sons, Inc., c.1984.

Table 1. Model Dimensions

Length (basic configuration), ft	8.23
Wing span, ft	4.338
Wing aspect ratio	2.30
Mean aerodynamic chord, ft	2.263
Wing reference area, ft ²	8.167
Wing thickness ratio, percent	5.5
Wing leading-edge sweep (inboard), deg	56.6
Wing leading-edge sweep (outboard), deg	45.0
Wing trailing-edge sweep, deg	-5.858
Canard aspect ratio	3.18
Canard reference area, ft ²	8.962
Canard thickness ratio, percent	5.0
Canard leading-edge sweep, deg	45.0
Canard trailing-edge sweep, deg	6.057
Tail aspect ratio	1.23
Tail reference area, ft ²	1.357
Tail thickness ratio, percent	5.0
Tail leading-edge sweep, deg	50

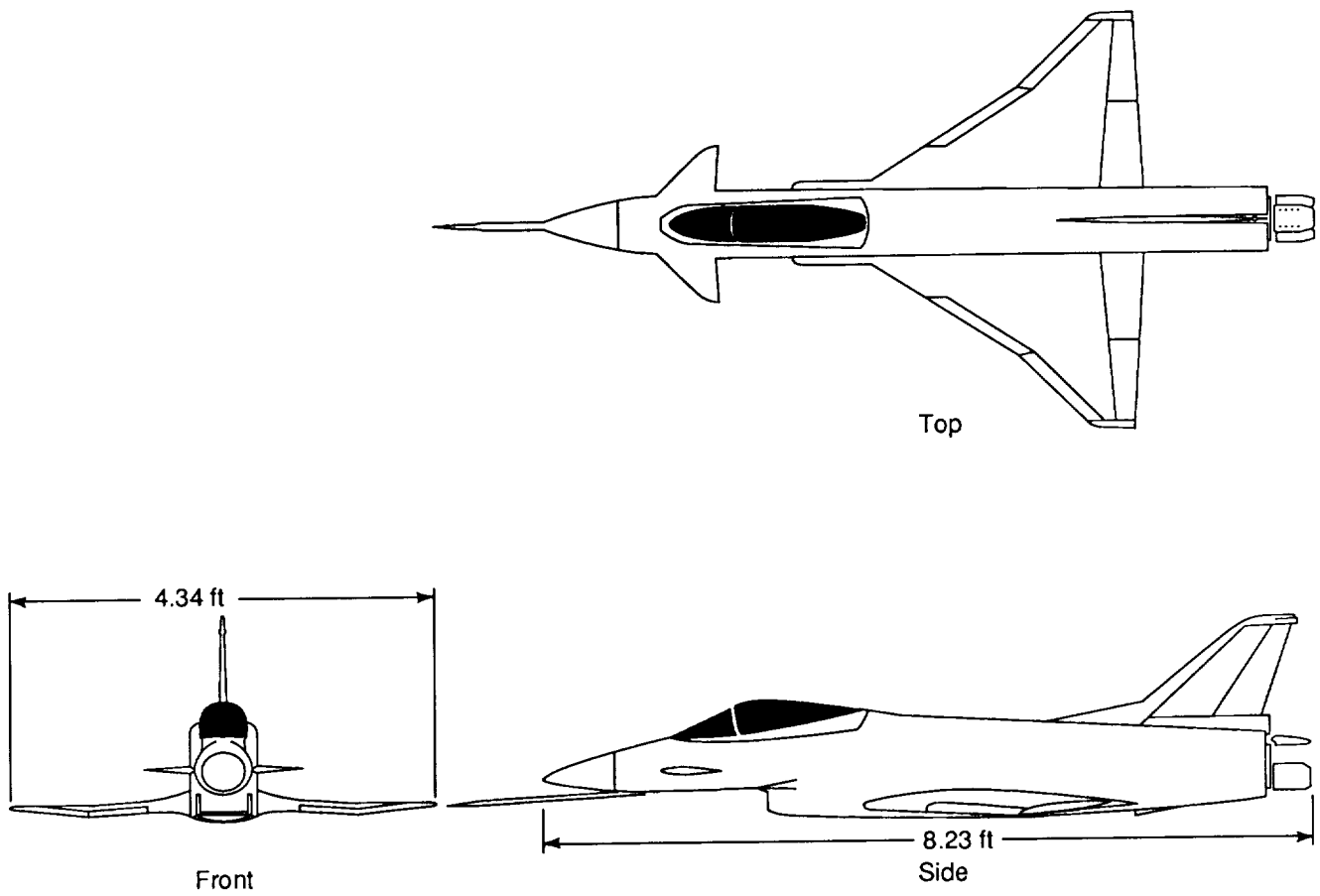
ORIGINAL PAGE
BLACK AND WHITE PHOTOGRAPH



(a) Model positioned in Langley 14- by 22-Foot Subsonic Tunnel.

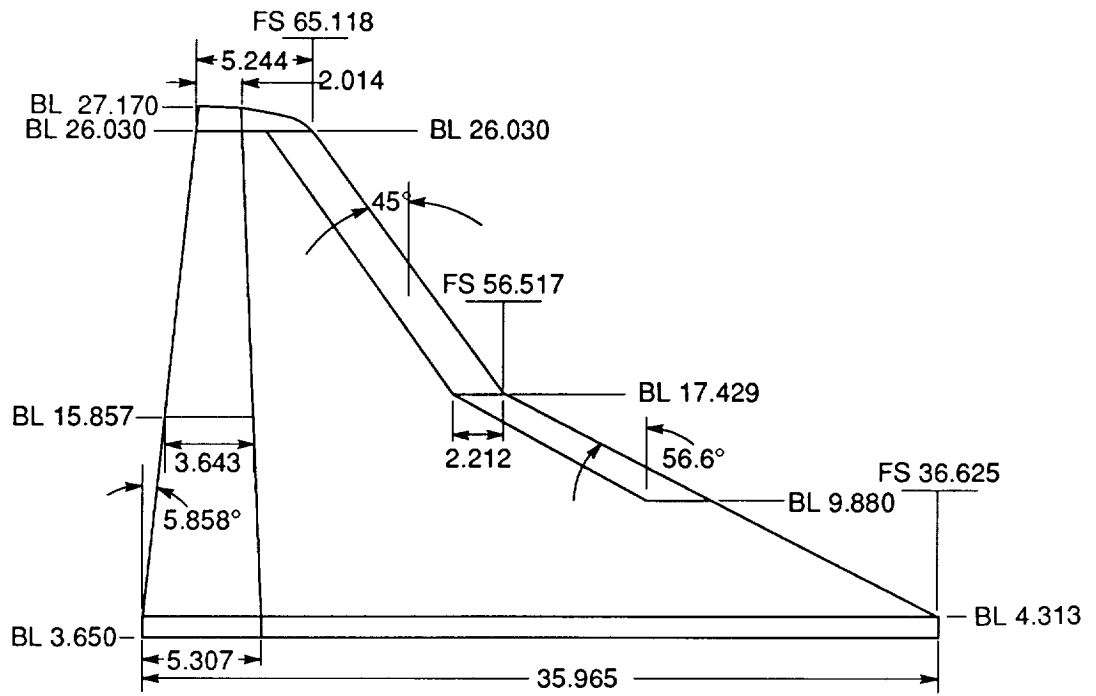
L-92-27

Figure 1. The 19-percent scale X-31 model.

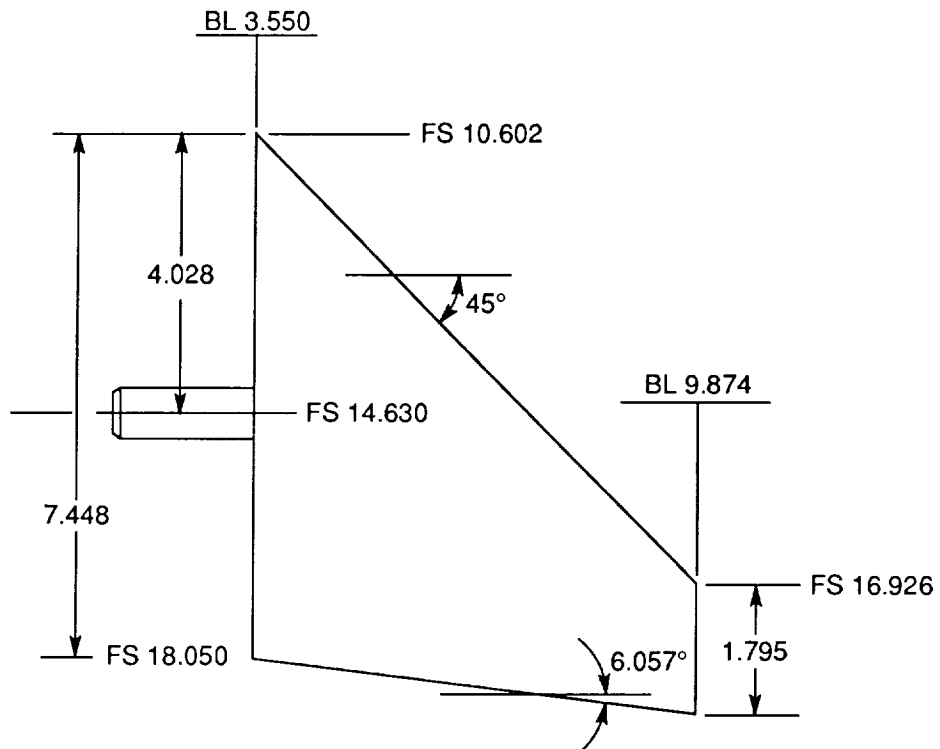


(b) Three-view sketch of model.

Figure 1. Concluded.

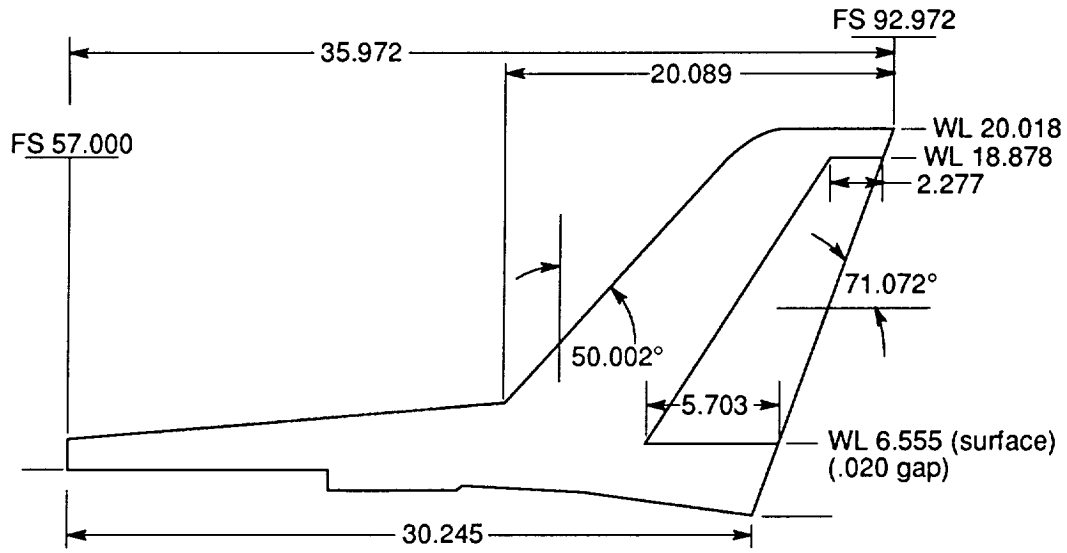


(a) Wing planform.

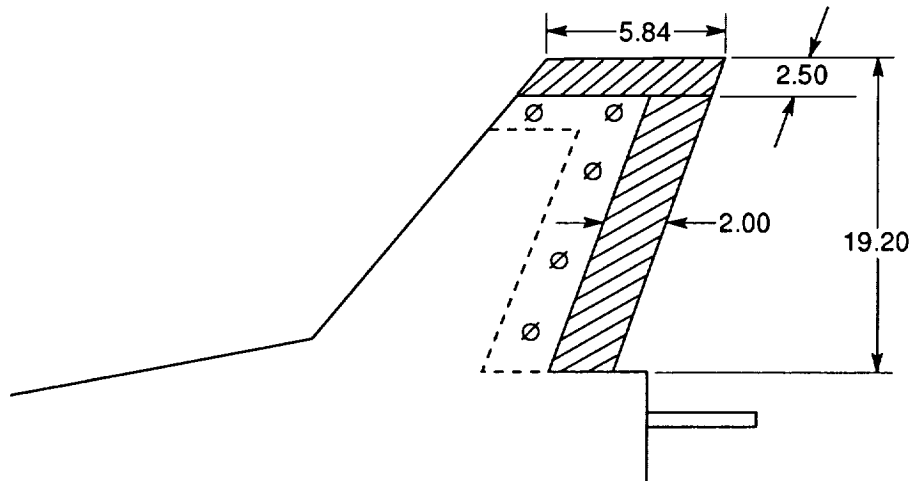


(b) Canard.

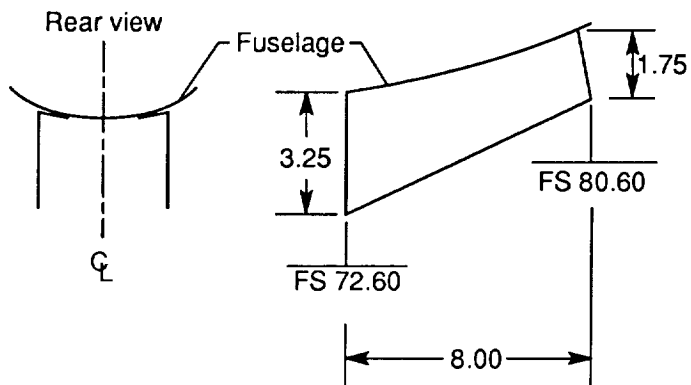
Figure 2. Detailed geometry of selected model components. All linear dimensions are in inches; not to scale.



(c) Vertical tail and rudder.

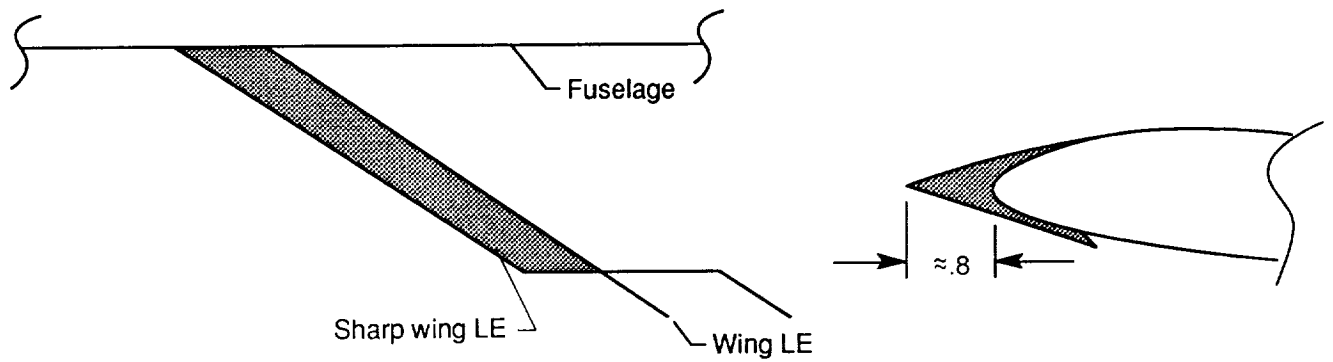


(d) Large vertical extension.

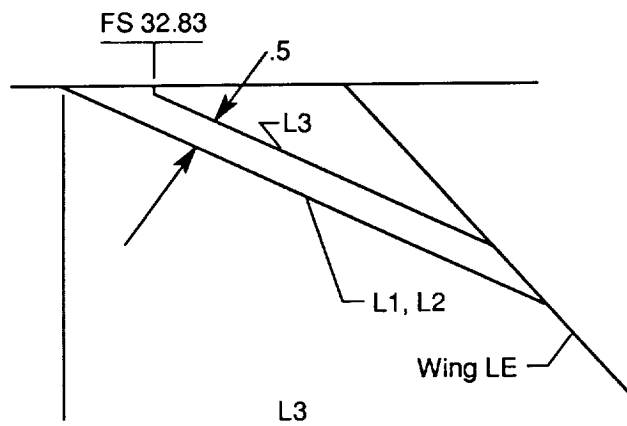
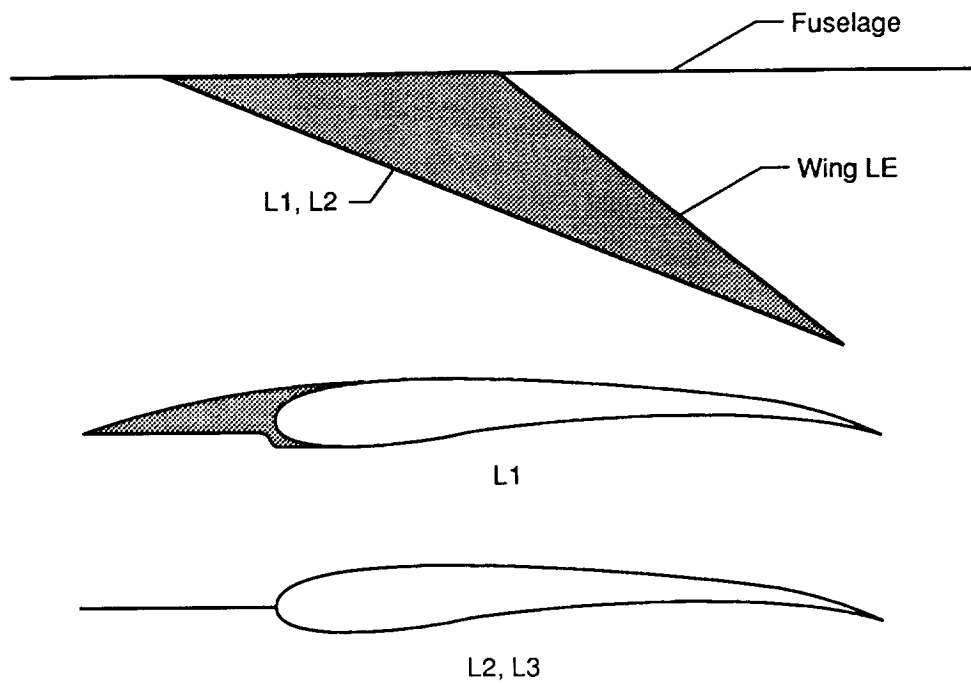


(e) Ventral fins.

Figure 2. Continued.

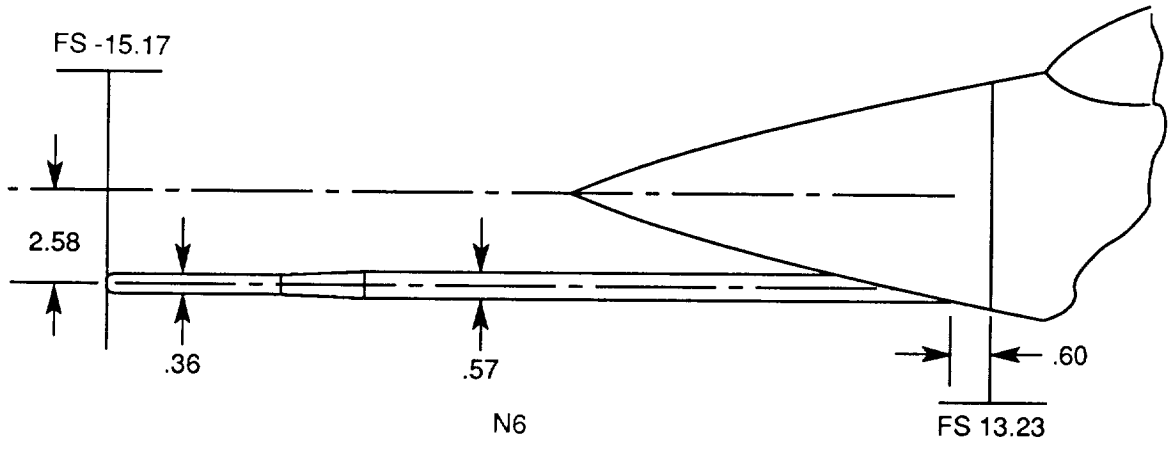
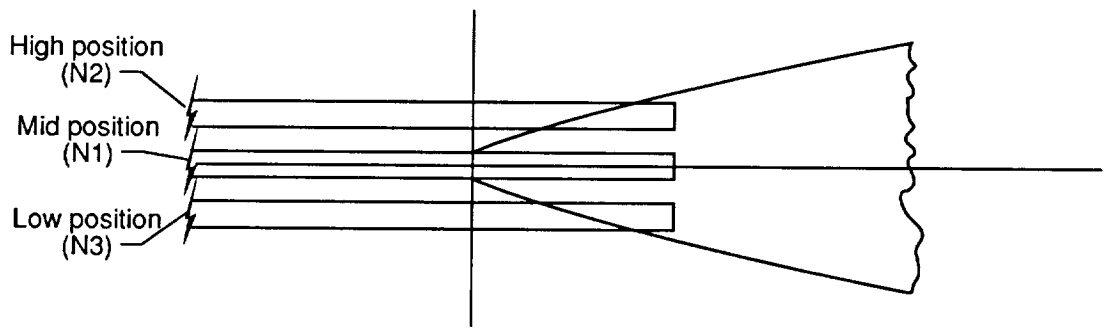
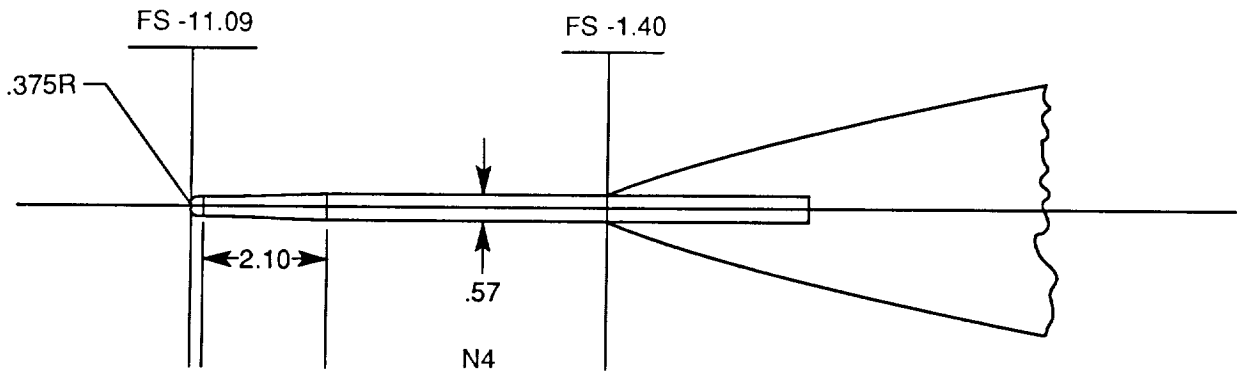


(f) Sharp leading edge L4.



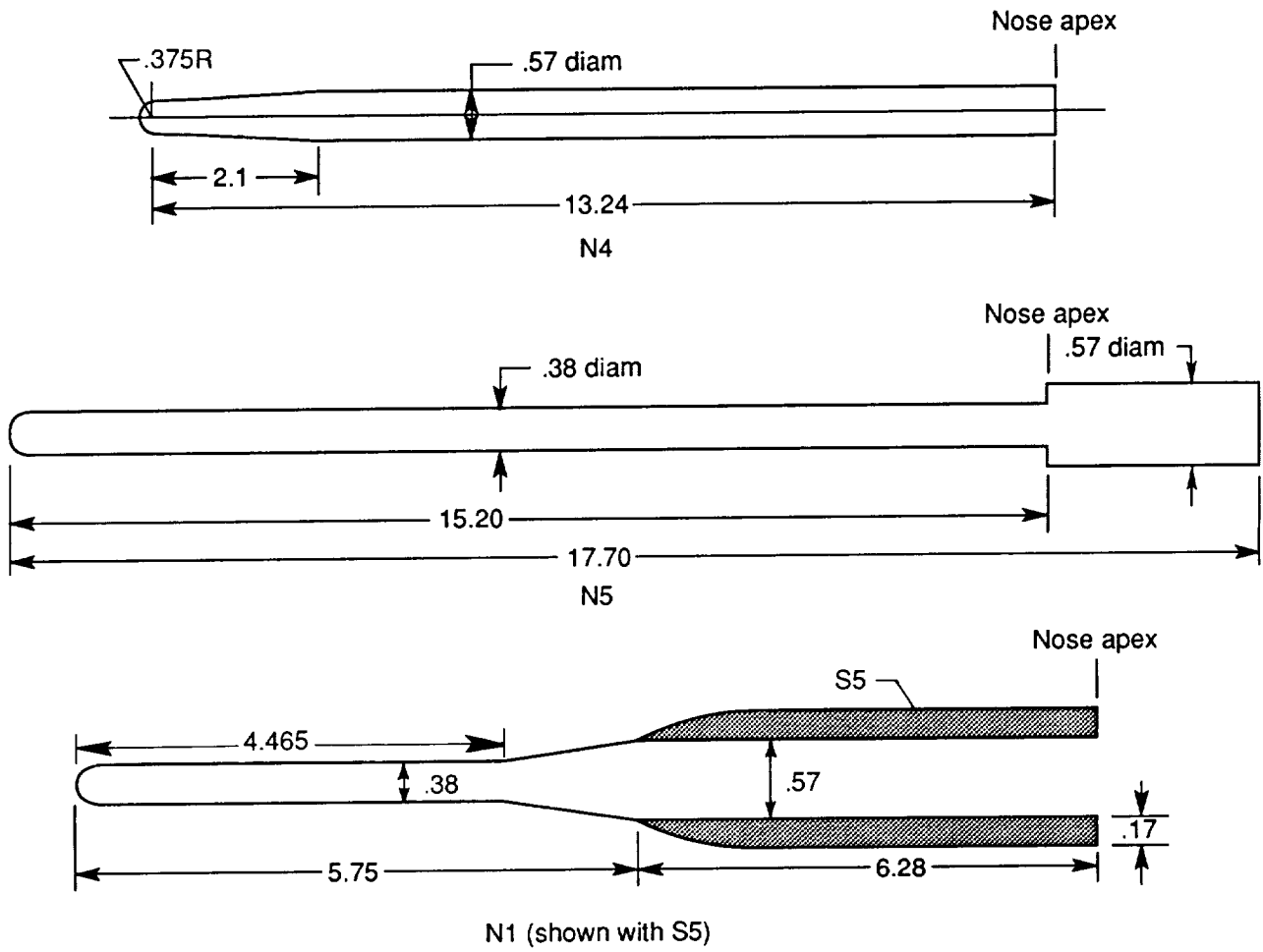
(g) Leading-edge extensions (LEX).

Figure 2. Continued.



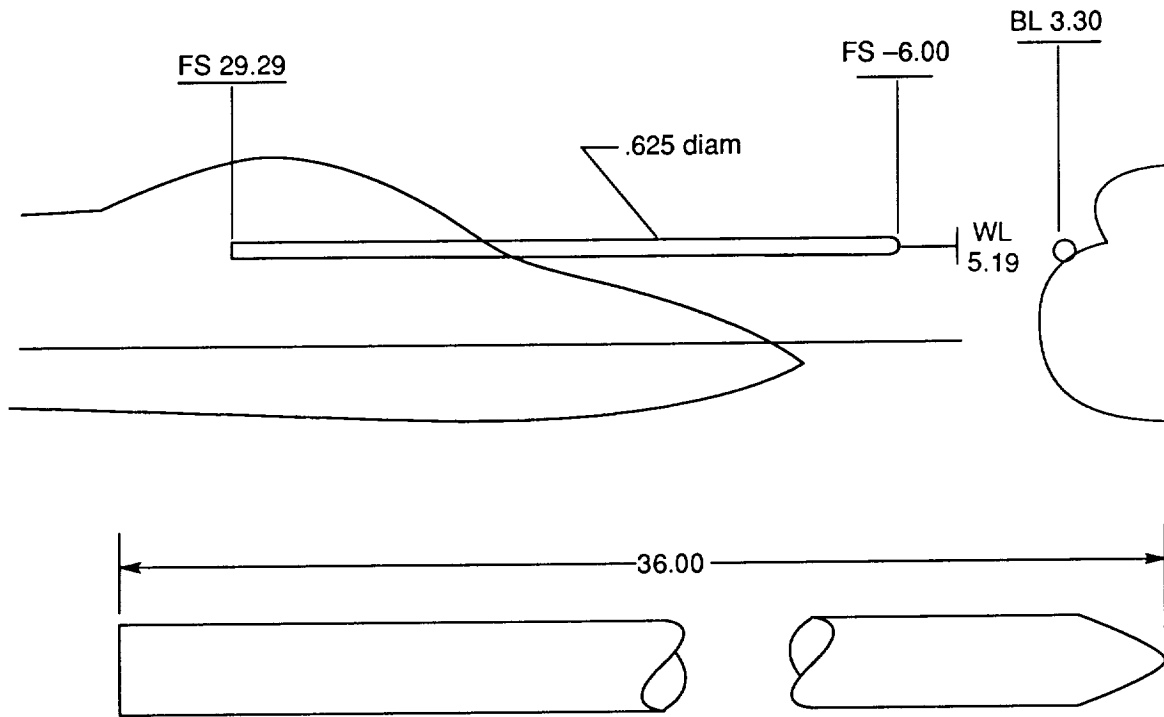
(h) Nose booms.

Figure 2. Continued.

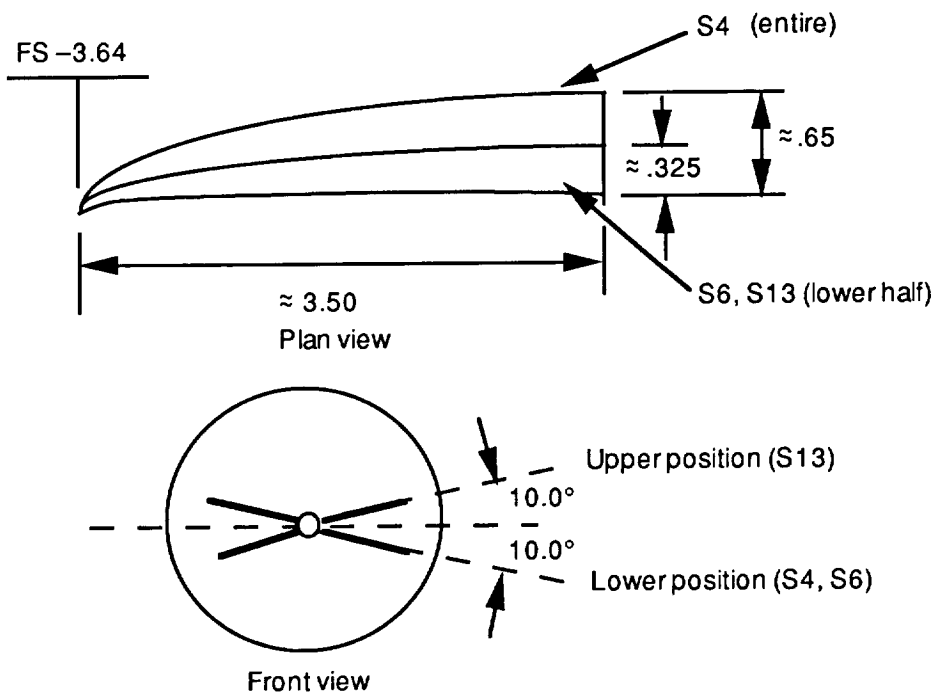


(h) Concluded.

Figure 2. Continued.

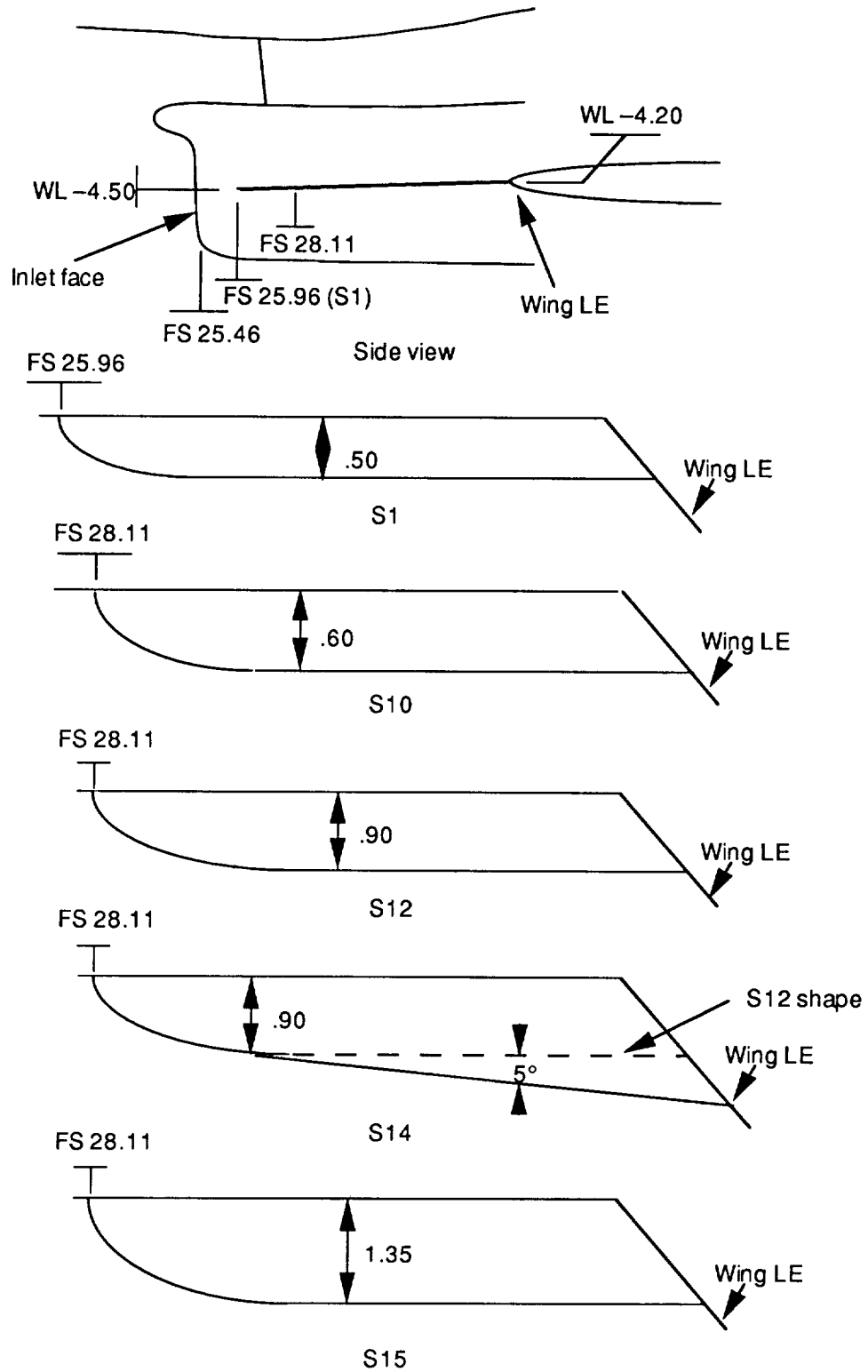


(i) Refueling boom (N7).



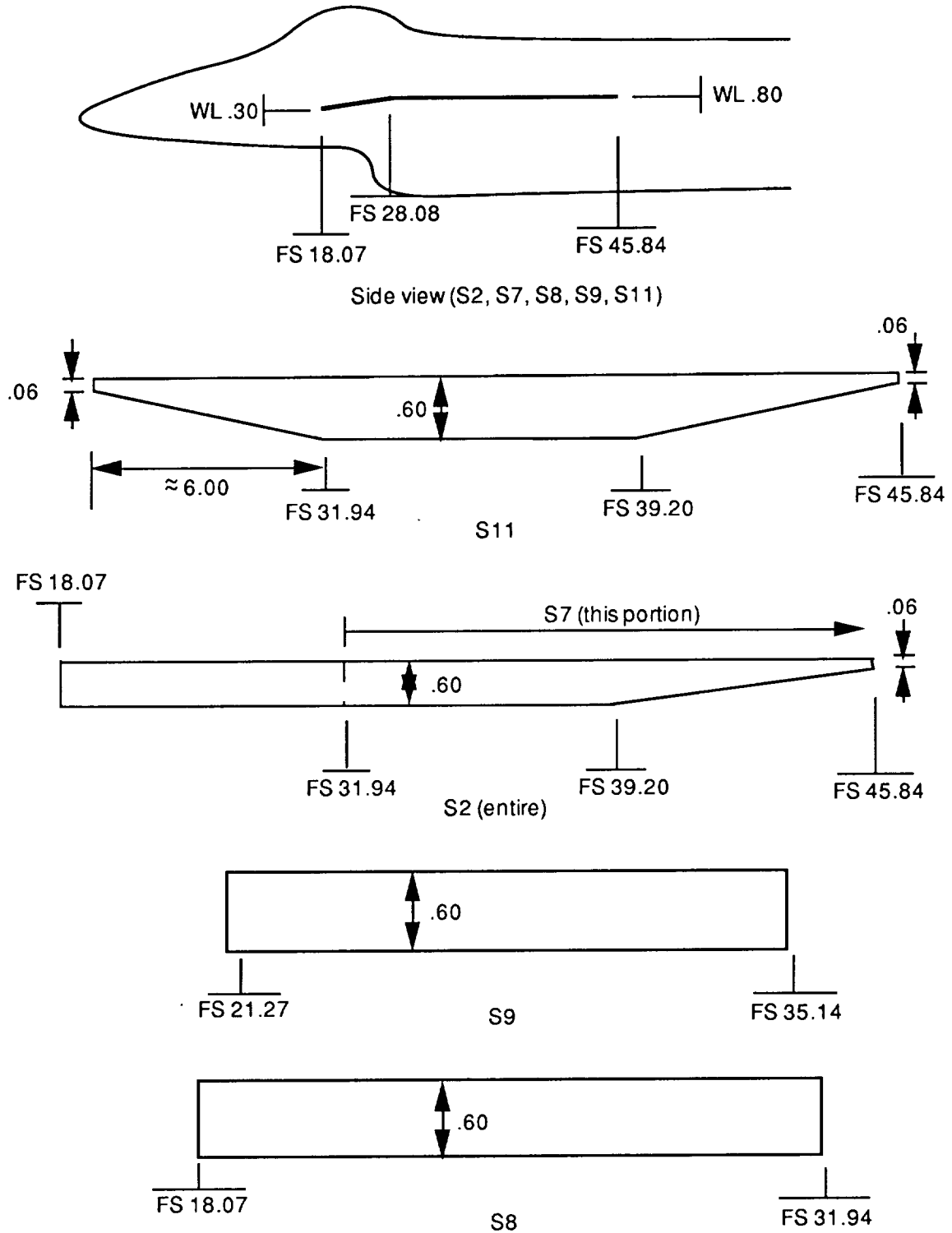
(j) Nose strakes.

Figure 2. Continued.



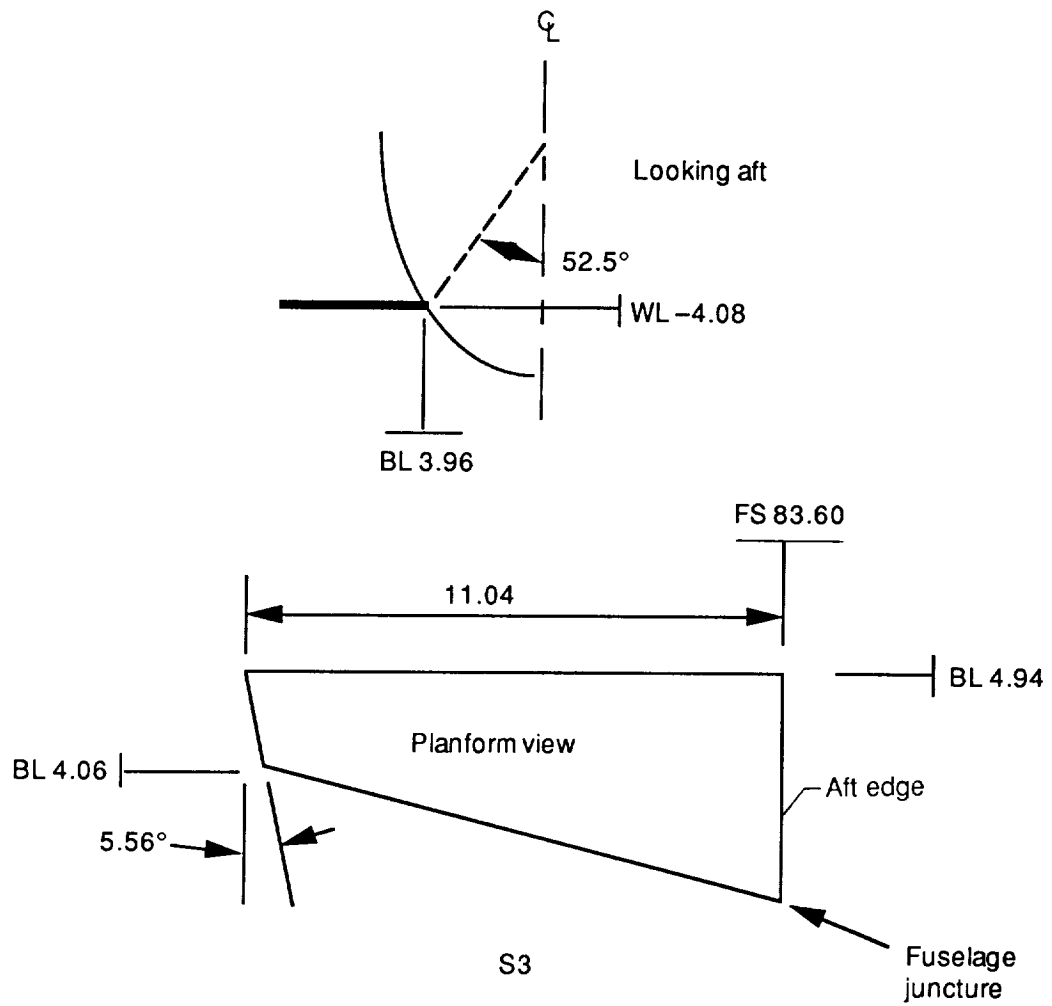
(k) Inlet strakes.

Figure 2. Continued.



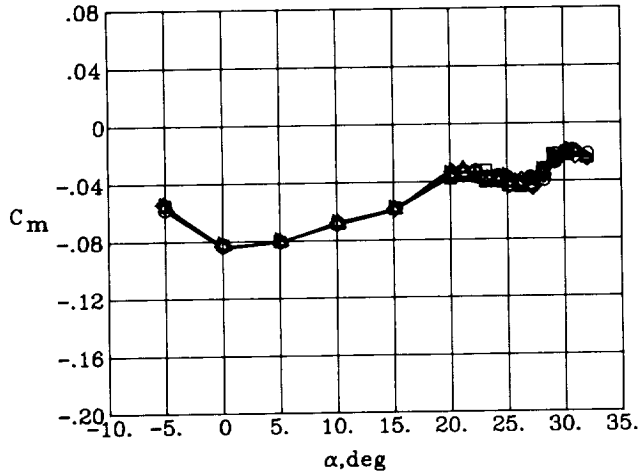
(l) Fuselage strakes.

Figure 2. Continued.

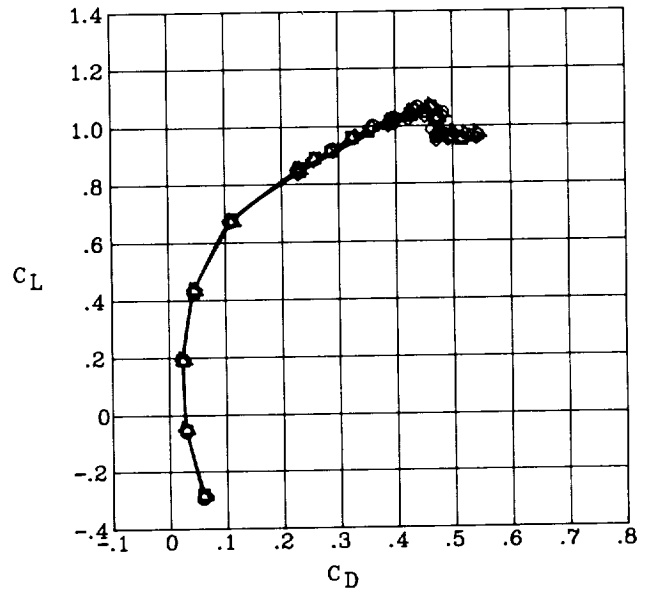
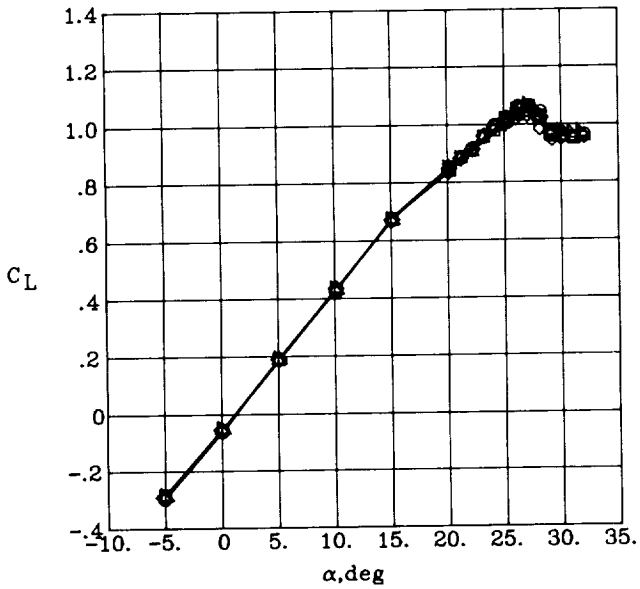


(m) Aft fuselage strake.

Figure 2. Concluded.

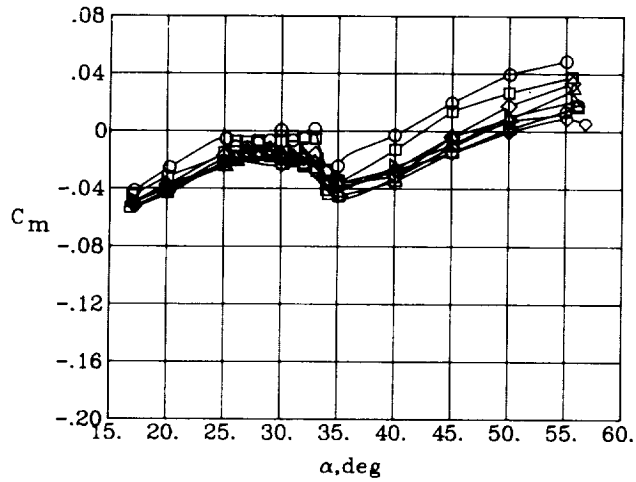


Run	q_∞ , psf
○	104 30
□	105 40
◇	106 50
△	107 60
▽	111 60 (repeat)
◁	117 80
◊	118 100
◈	119 120

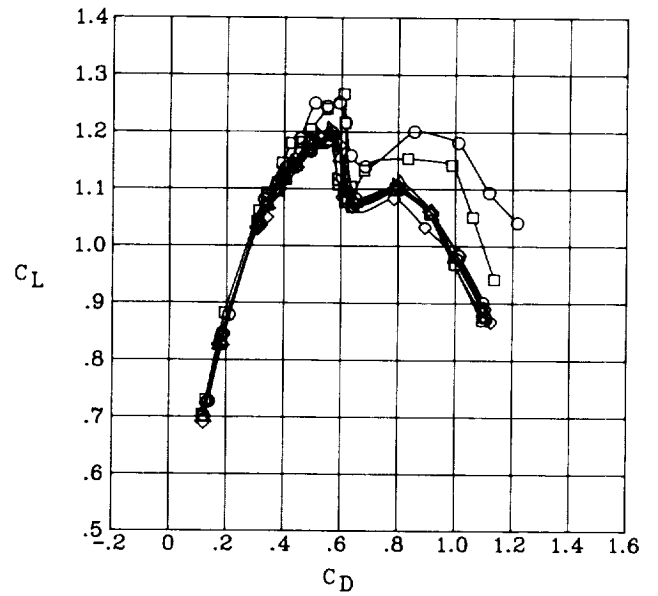
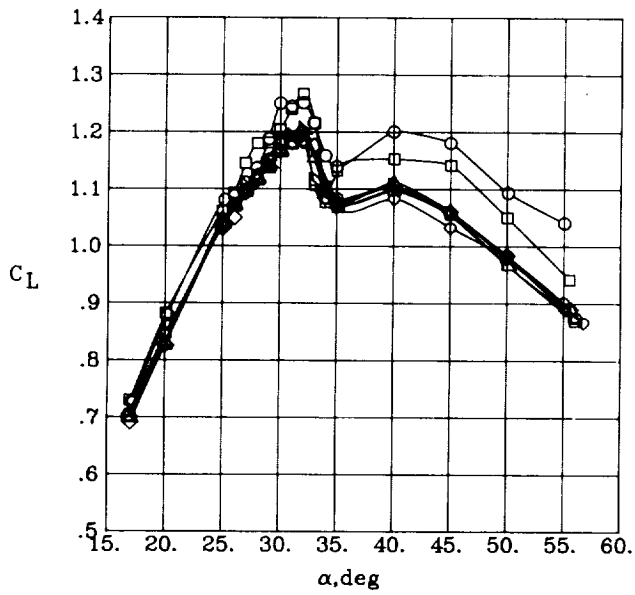


(a) Low-angle-of-attack range; $\delta_c = -20^\circ$; $\delta_{f,LE} = 0^\circ/0^\circ$.

Figure 3. Effect of dynamic pressure on aerodynamic characteristics. $\delta_{f,TE} = 0^\circ/0^\circ$; $\delta_R = 0^\circ$; $\delta_{TV} = 0^\circ$; $\delta_{SB} = 0^\circ$; flow-through inlet; basic nose; no strakes; basic leading edge.

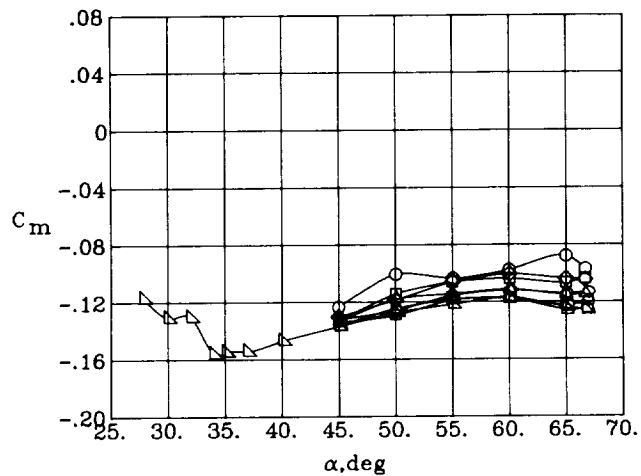


Run	q_∞ , psf
○	211 5
□	212 10
◇	213 20
△	214 30
▽	215 40
◐	216 50
◑	221 60
◒	222 120

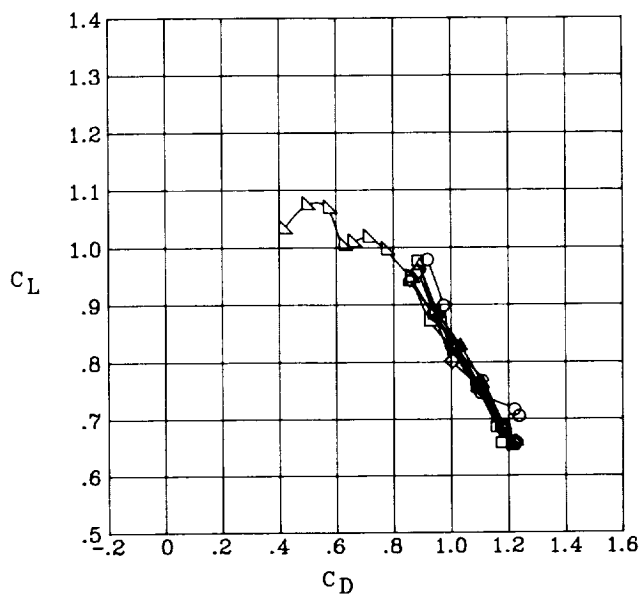
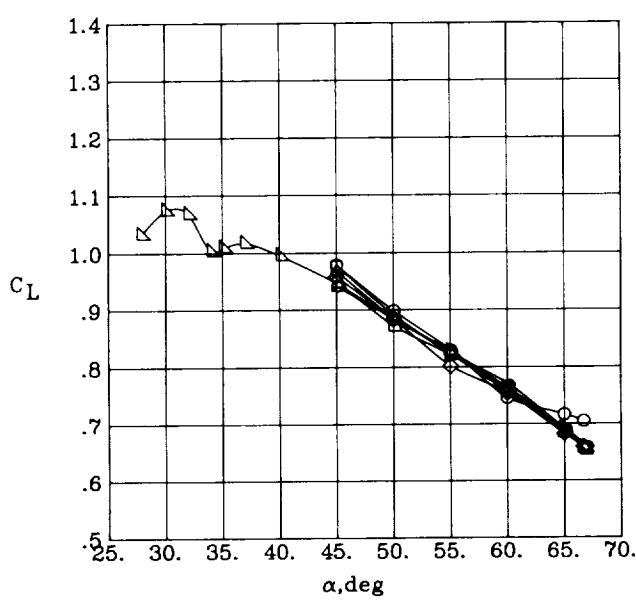


(b) Medium-angle-of-attack range; $\beta = 0^\circ$; $\delta_c = -20^\circ$; $\delta_{f,LE} = 40^\circ/32^\circ$.

Figure 3. Continued.

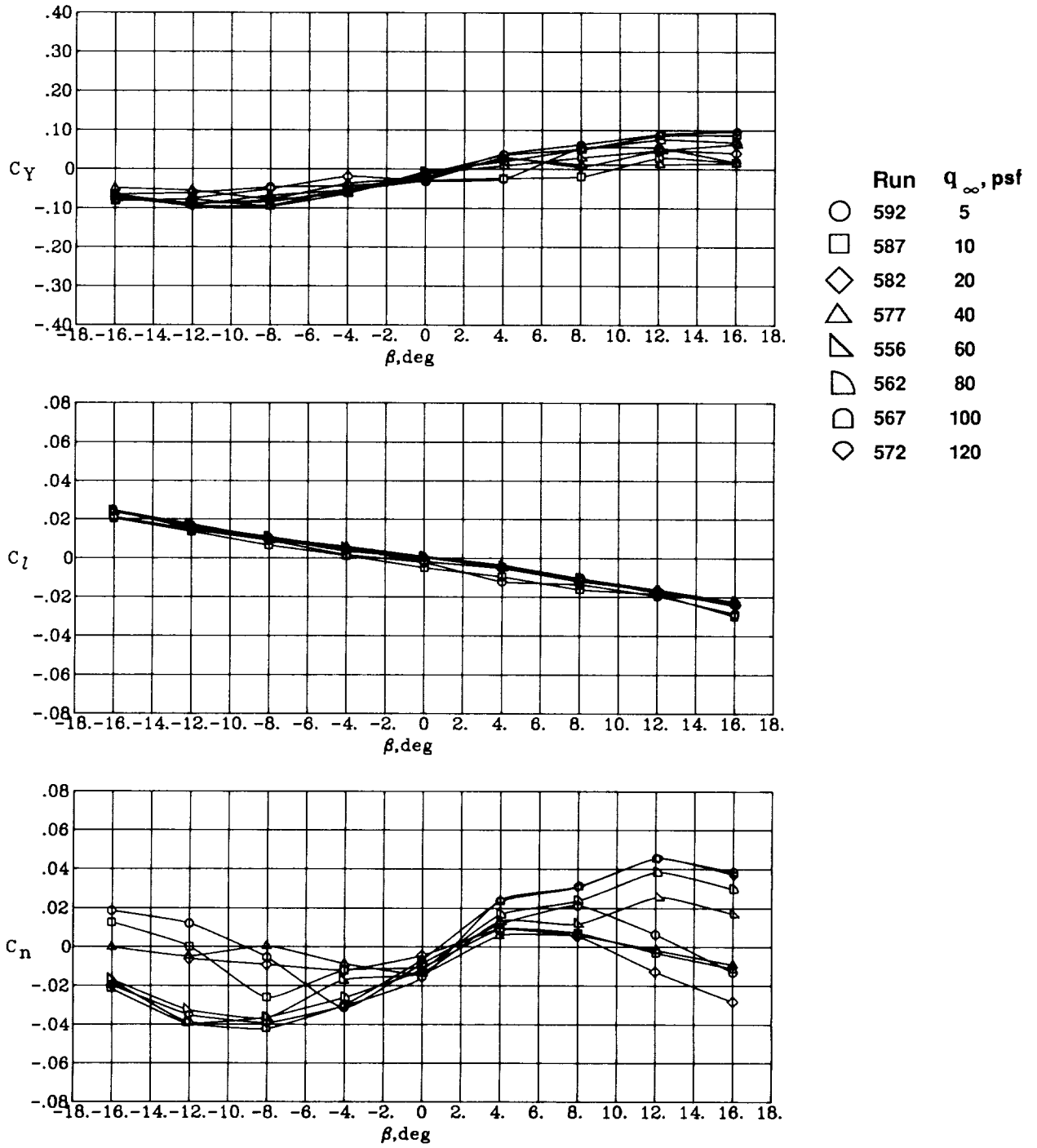


Run	q_{∞} , psf
○	590 5
□	585 10
◇	580 20
△	575 40
▽	550 60
◐	559 80
◑	565 100
◒	570 120



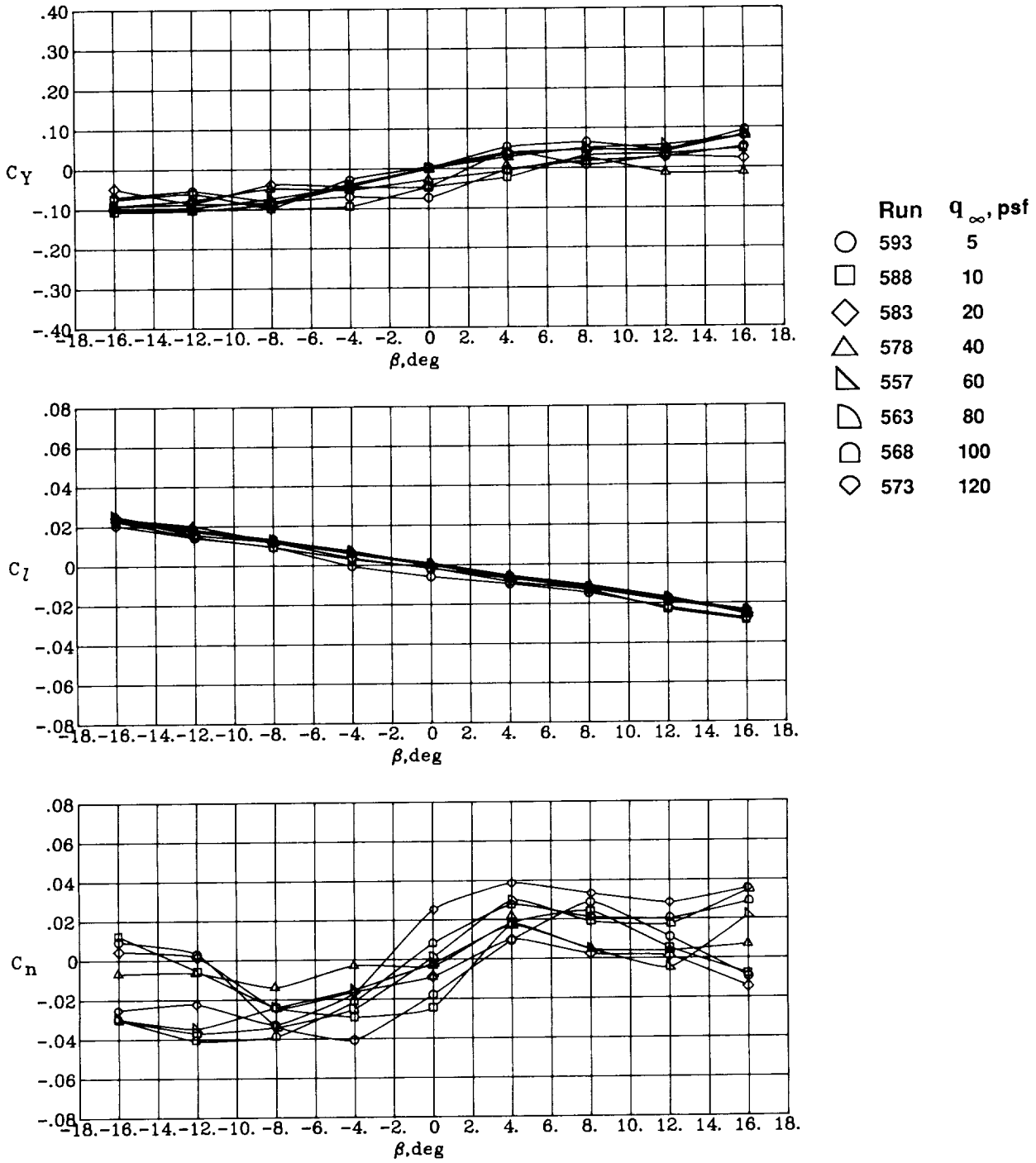
(c) High-angle-of-attack range; $\beta = 0^\circ$; $\delta_c = -60^\circ$; $\delta_{f,LE} = 40^\circ/32^\circ$.

Figure 3. Continued.



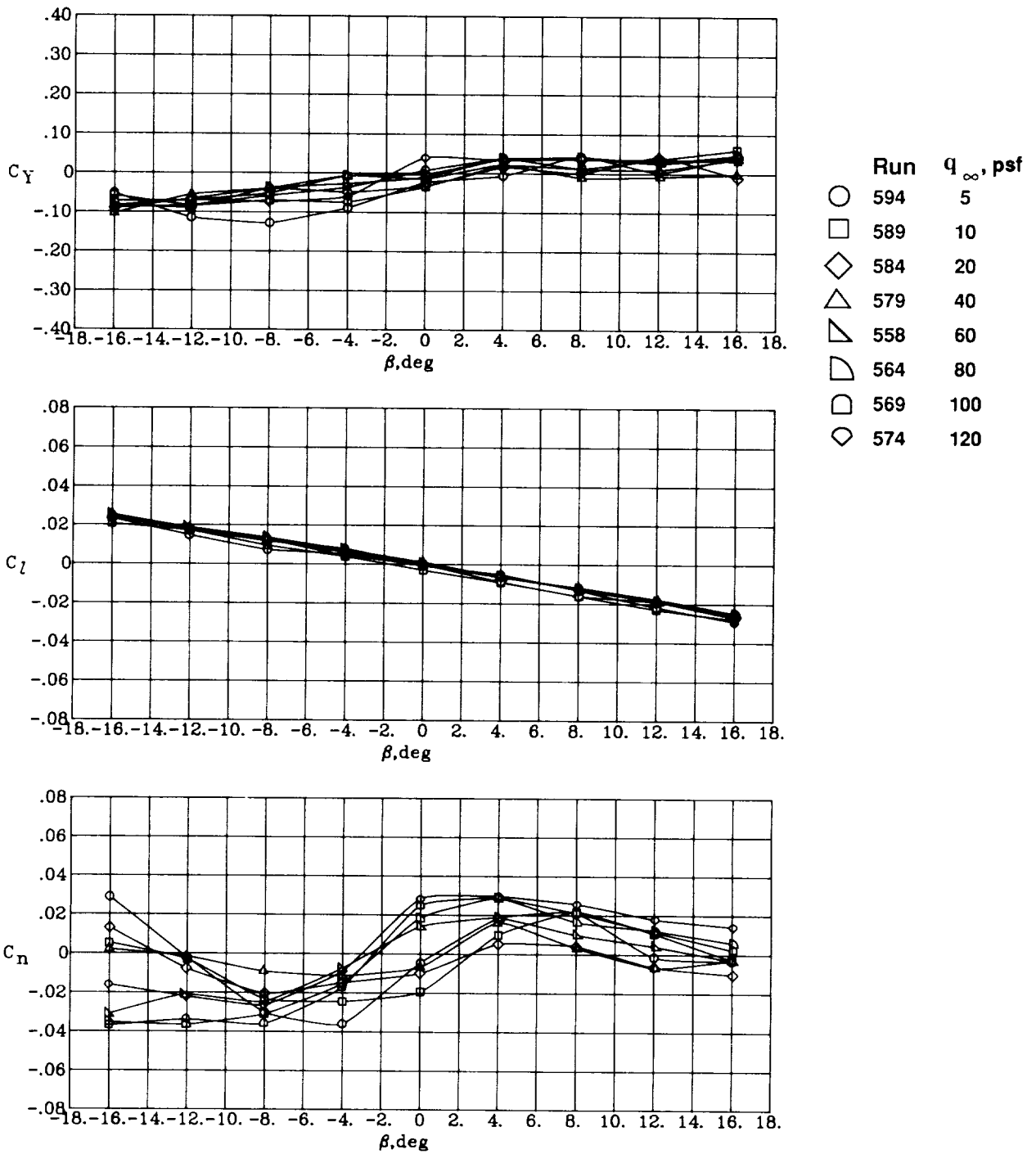
(d) $\alpha = 60^\circ$; $\delta_c = -60^\circ$; $\delta_{f,LE} = 40^\circ/32^\circ$.

Figure 3. Continued.



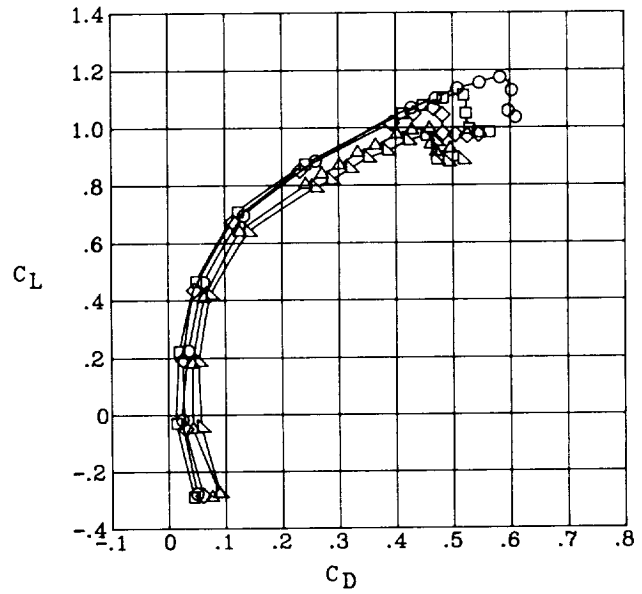
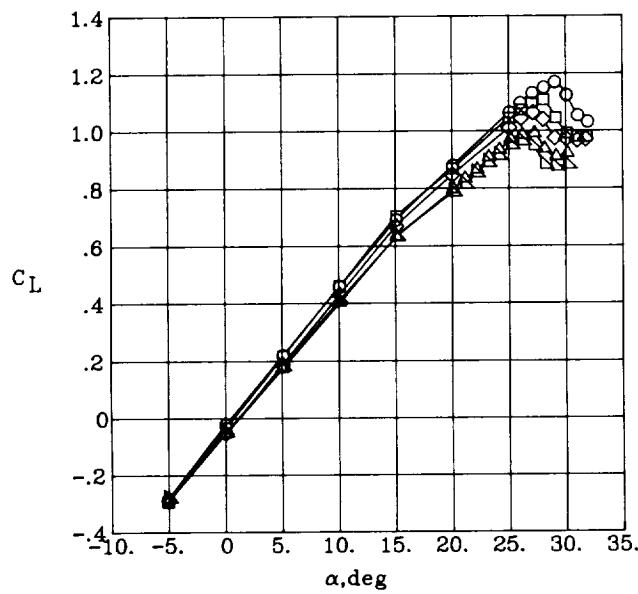
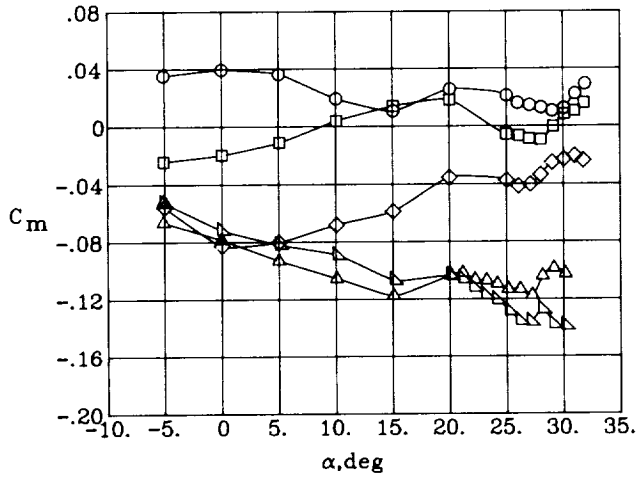
(c) $\alpha = 65^\circ$; $\delta_c = -60^\circ$; $\delta_{f,LE} = 40^\circ/32^\circ$.

Figure 3. Continued.



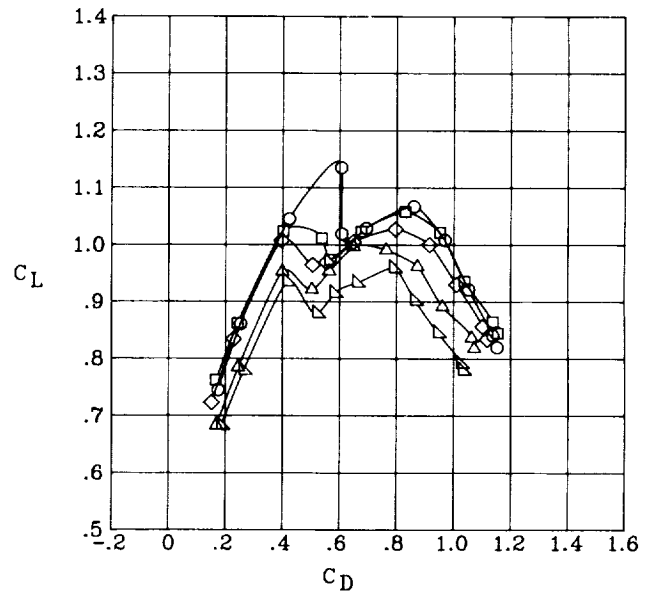
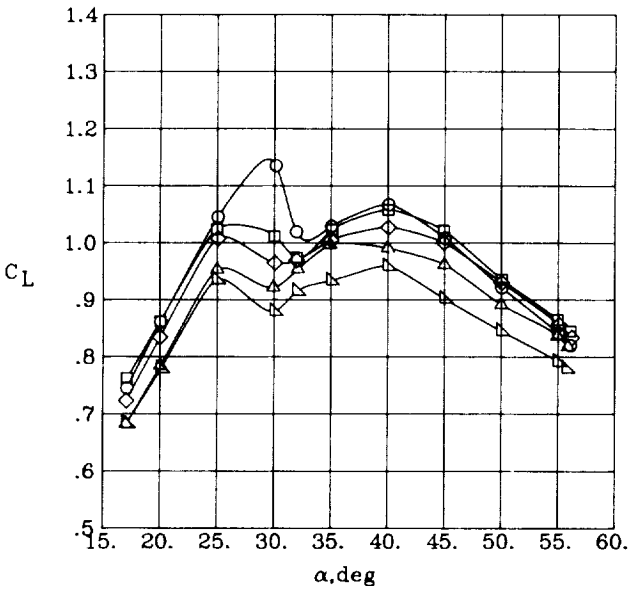
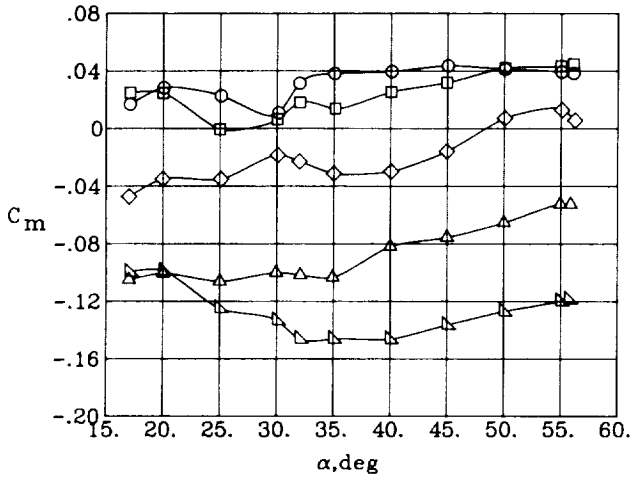
(f) $\alpha = 67^\circ$; $\delta_c = -60^\circ$; $\delta_{f,LE} = 40^\circ/32^\circ$.

Figure 3. Concluded.



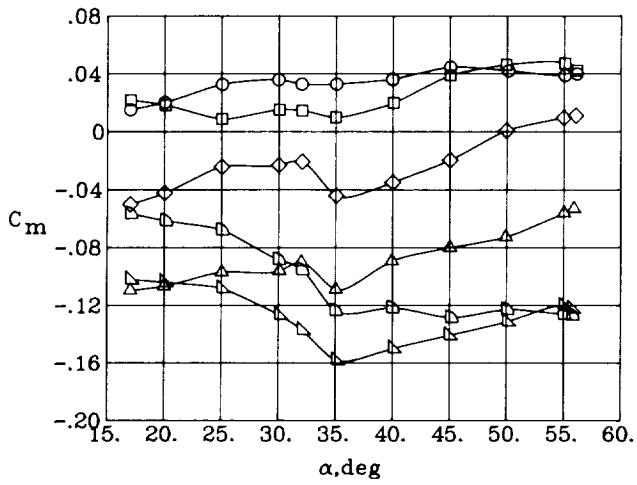
(a) Low-angle-of-attack range; $\beta = 0^\circ$; $\delta_{f,LE} = 0^\circ/0^\circ$.

Figure 4. Effect of canard deflection angle on aerodynamic characteristics. $q_\infty = 60$ psf; $\delta_{f,TE'} = 0^\circ/0^\circ$; $\delta_R = 0^\circ$; $\delta_{TV} = 0^\circ$; $\delta_{SB} = 0^\circ$; flow-through inlet; basic nose; no strakes; basic leading edge.

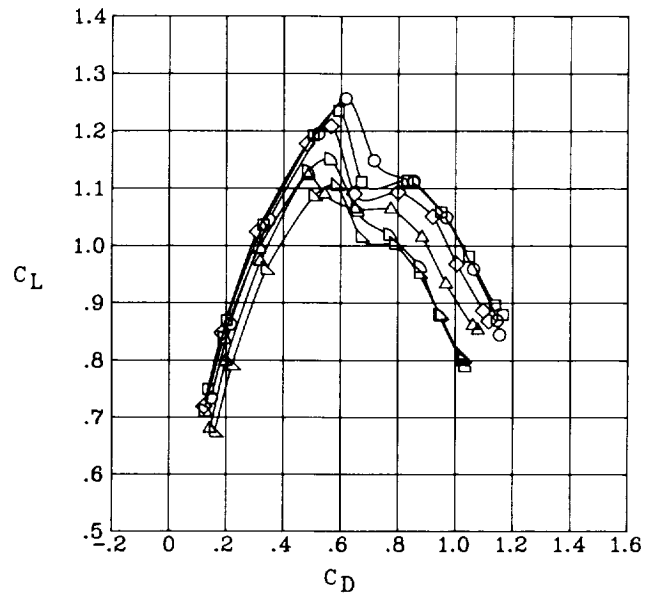
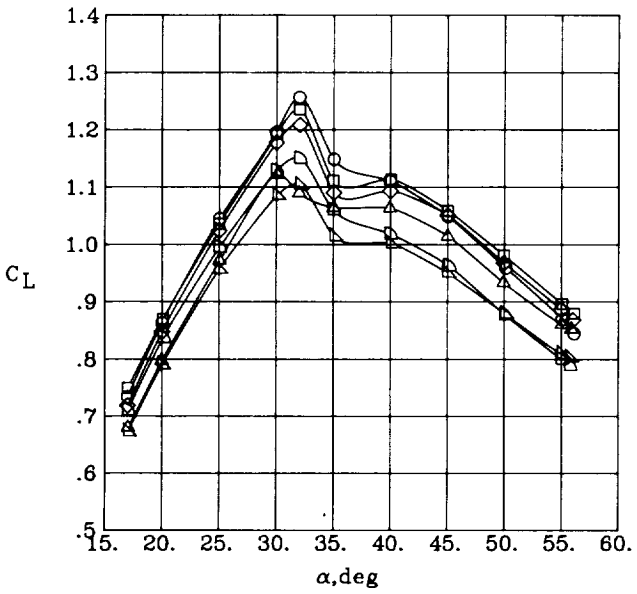


(b) Medium-angle-of-attack range; $\beta = 0^\circ$; $\delta_{f,LE} = 0^\circ/0^\circ$.

Figure 4. Continued.

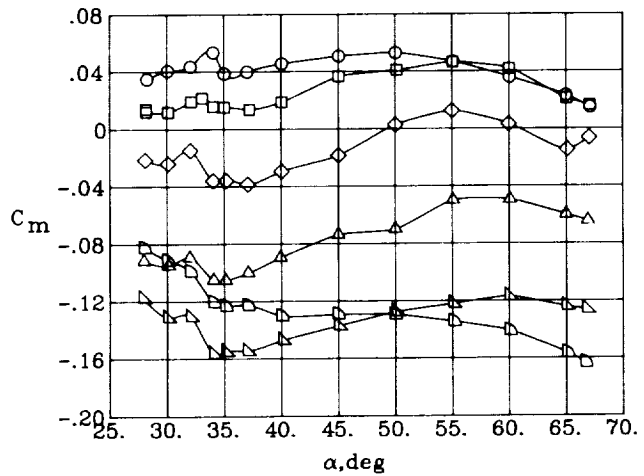


Run	δ_c , deg
○	454 20
□	455 0
◇	447 -20
△	456 -40
▽	457 -60
◐	355 Off

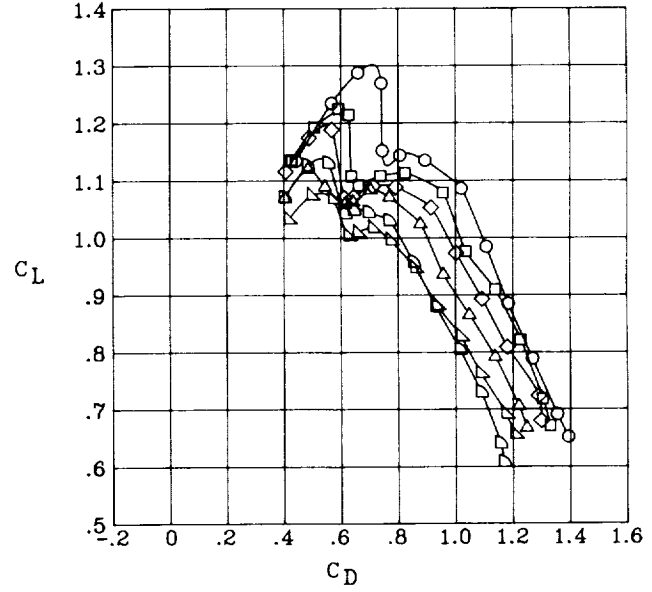
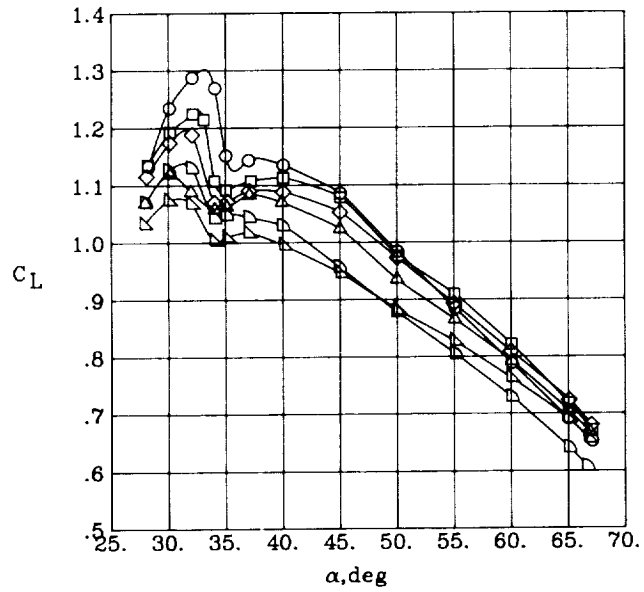


(c) Medium-angle-of-attack range; $\beta = 0^\circ$; $\delta_{f,LE} = 40^\circ/32^\circ$.

Figure 4. Continued.

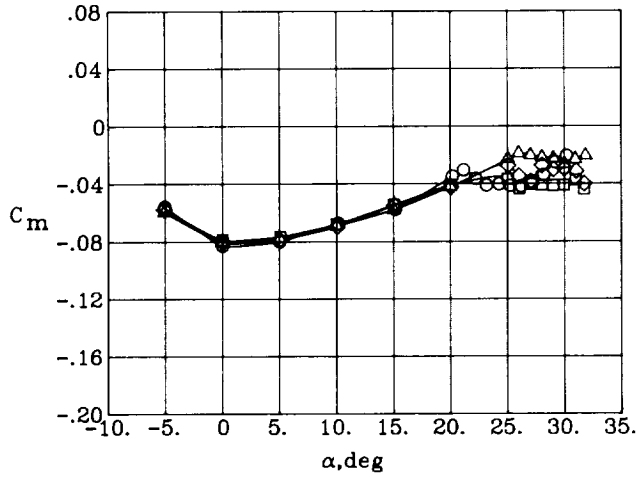


Run	δ_c , deg	
○	595	20
□	548	0
◇	541	-20
△	549	-40
▽	550	-60
⊔	534	Off

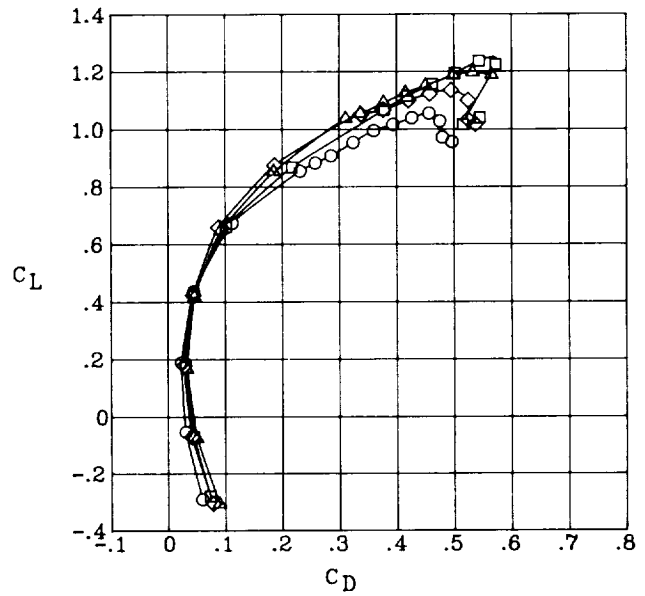
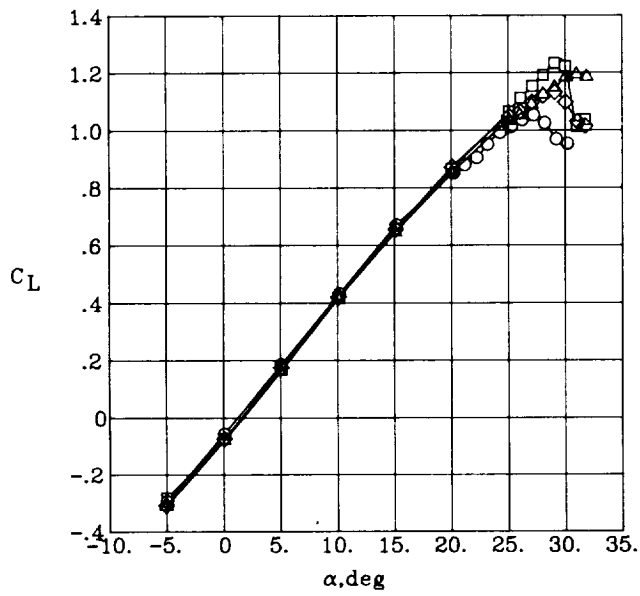


(d) High-angle-of-attack range; $\beta = 0^\circ$; $\delta_{f,LE} = 40^\circ/32^\circ$.

Figure 4. Concluded.

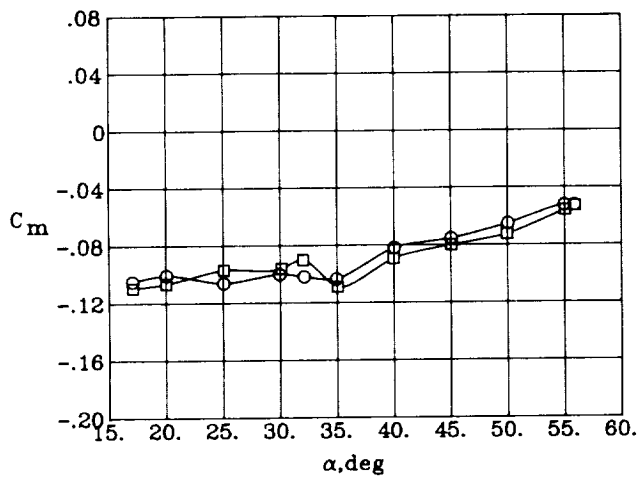


Run	$\delta_{f,LE}$, deg
○	107 0/0
□	172 0/32
◇	120 20/16
△	136 40/32

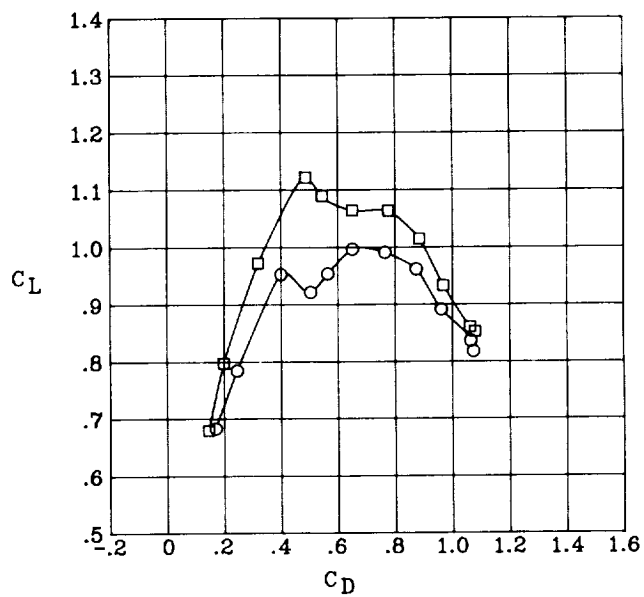
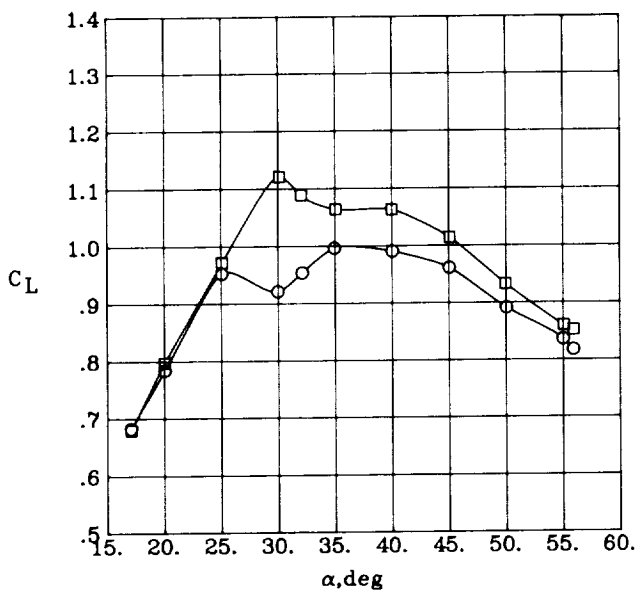


(a) Low-angle-of-attack range; $\delta_c = -20^\circ$; $\beta = 0^\circ$.

Figure 5. Effect of leading-edge flap deflection on aerodynamic characteristics. $q_\infty = 60$ psf; $\delta_{f,TE} = 0^\circ/0^\circ$; $\delta_R = 0^\circ$; $\delta_{TV} = 0^\circ$; $\delta_{SB} = 0^\circ$; flow-through inlet; basic nose; no strakes.

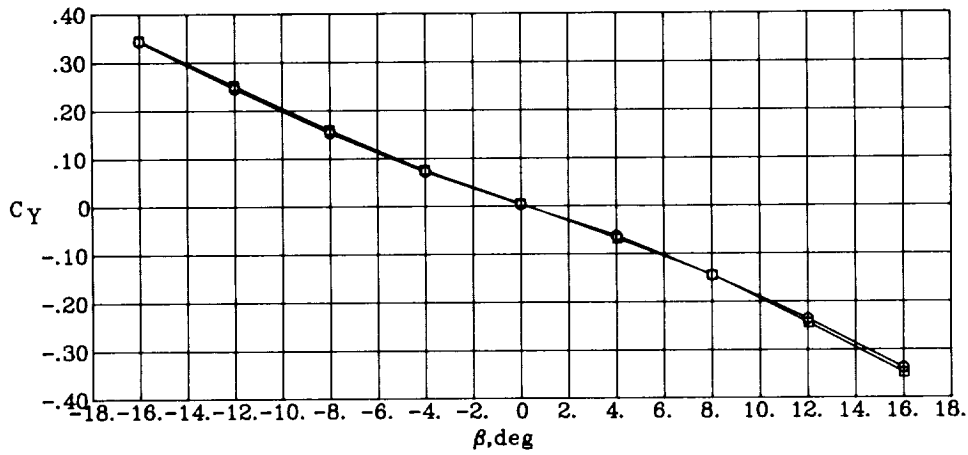


Run $\delta_{f,LE}$, deg
 ○ 484 0/0
 □ 456 40/32

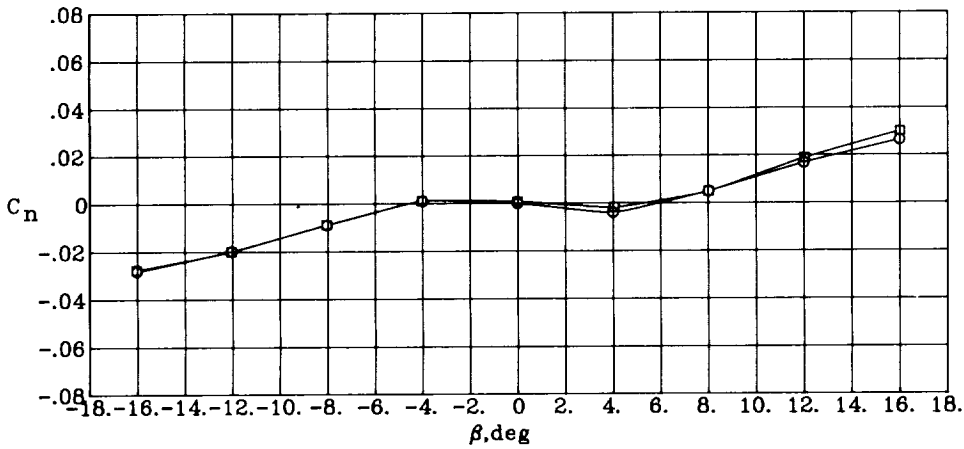
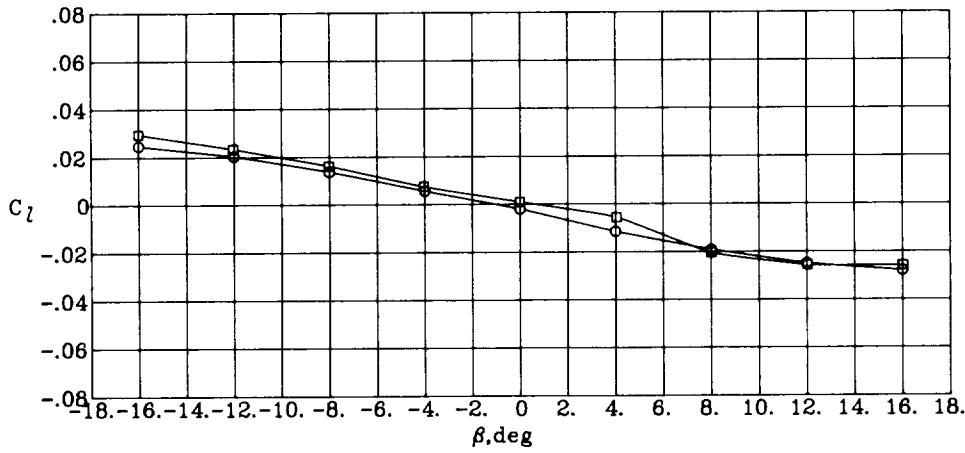


(b) Medium-angle-of-attack range; $\beta = 0^\circ$; $\delta_c = -40^\circ$.

Figure 5. Continued.

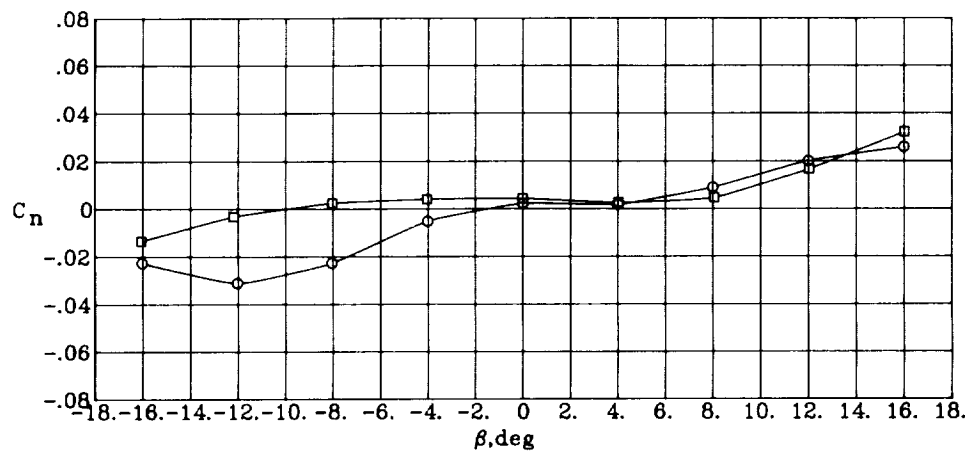
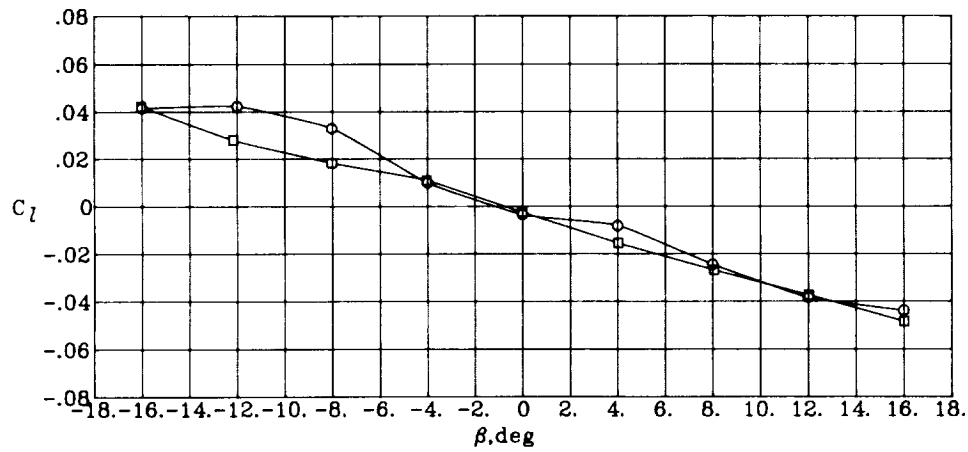
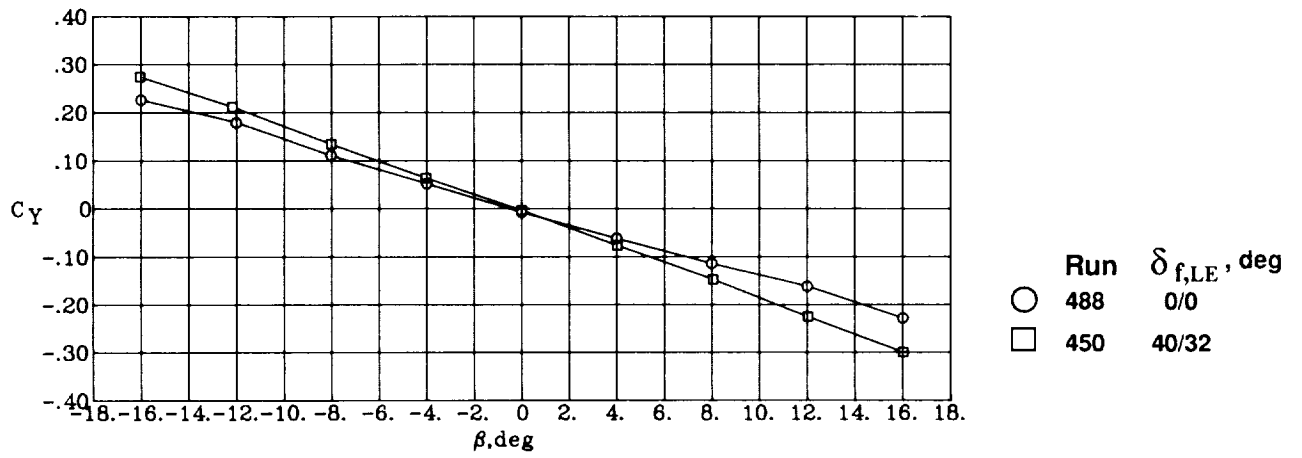


○	Run 487	$\delta_{f,LE}$, deg
		0/0
□	Run 449	40/32



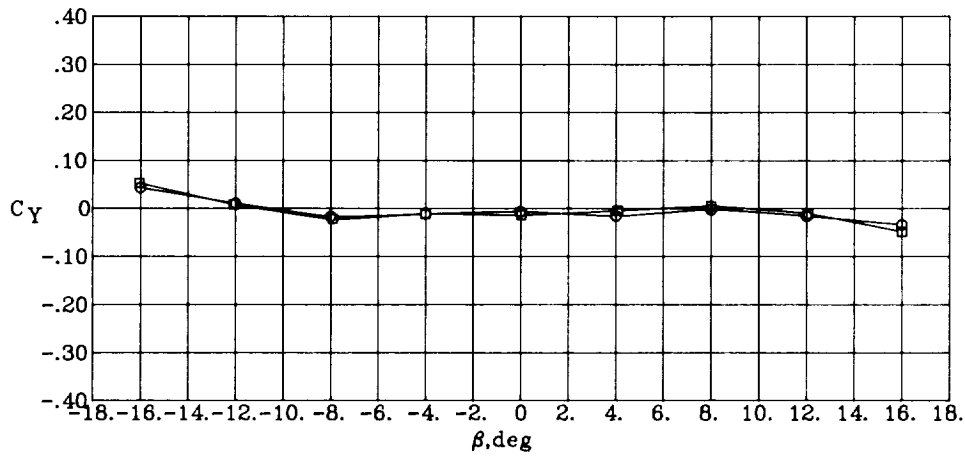
(c) $\alpha = 20^\circ$; $\delta_c = -20^\circ$.

Figure 5. Continued.

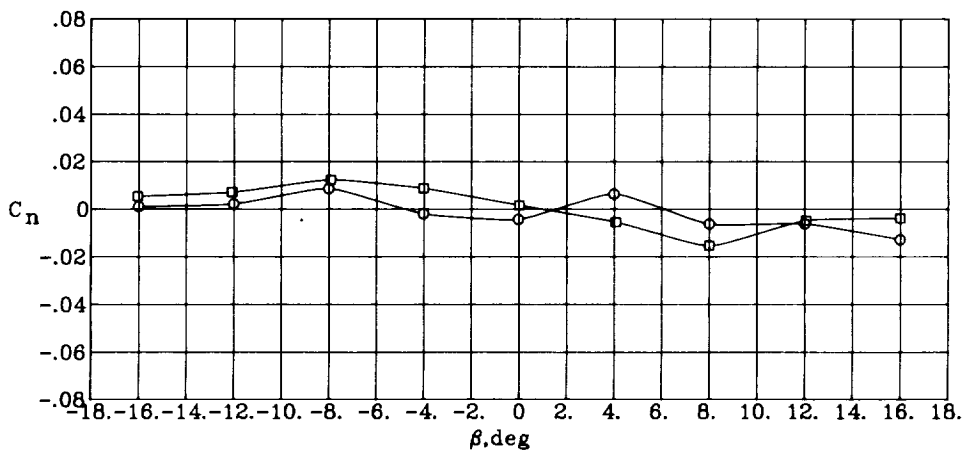
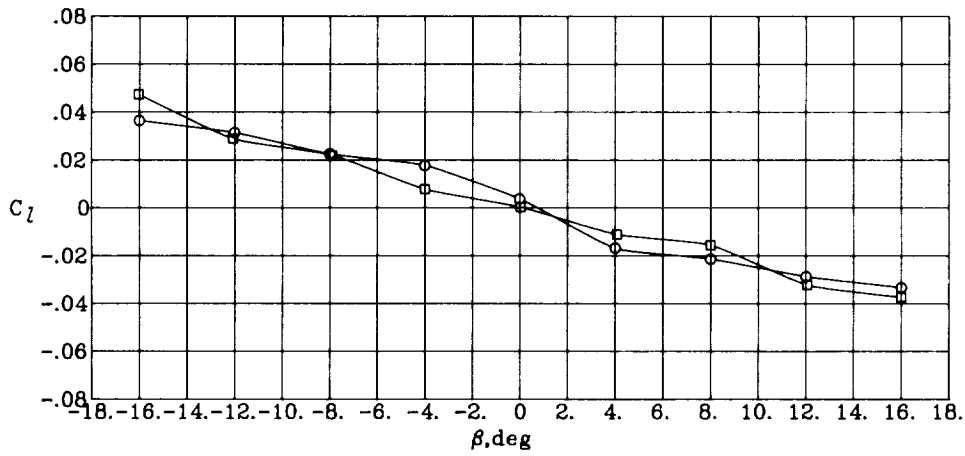


(d) $\alpha = 30^\circ$; $\delta_c = -20^\circ$.

Figure 5. Continued.

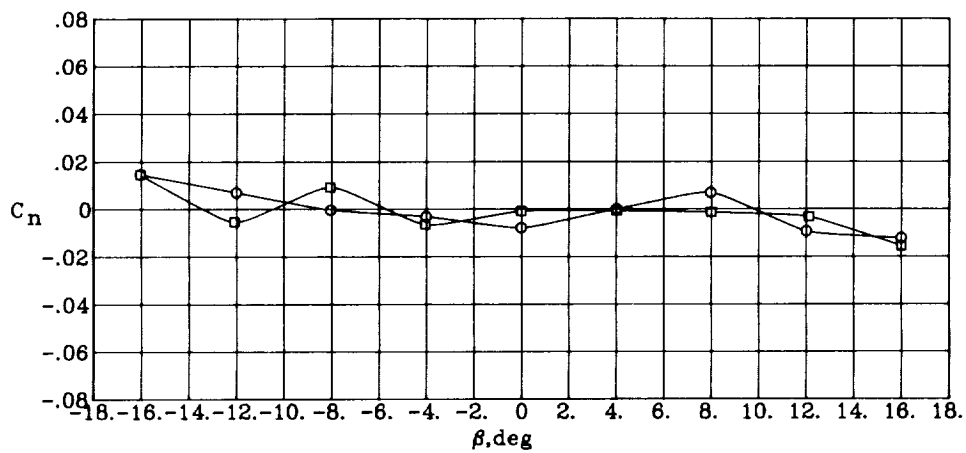
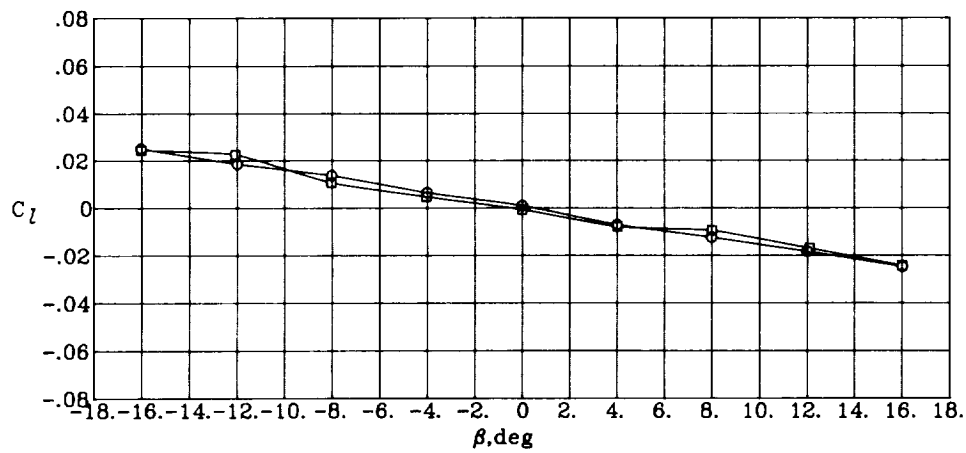
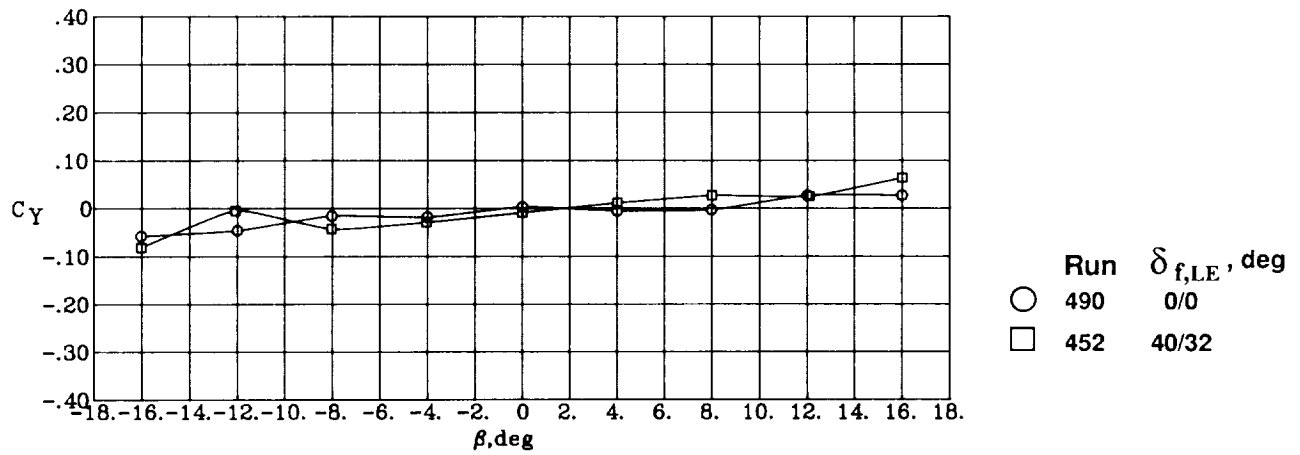


○	Run	$\delta_{f,LE}$, deg
○	489	0/0
□	451	40/32



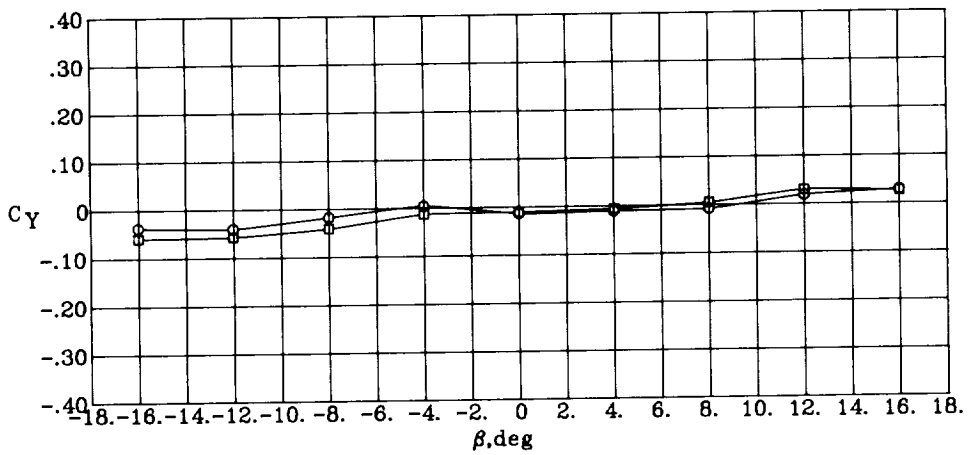
(e) $\alpha = 40^\circ$; $\delta_c = -20^\circ$.

Figure 5. Continued.

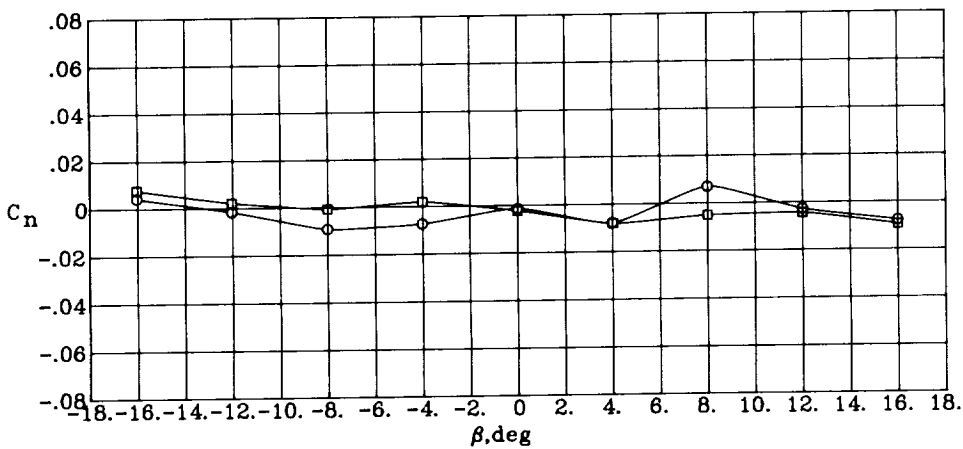
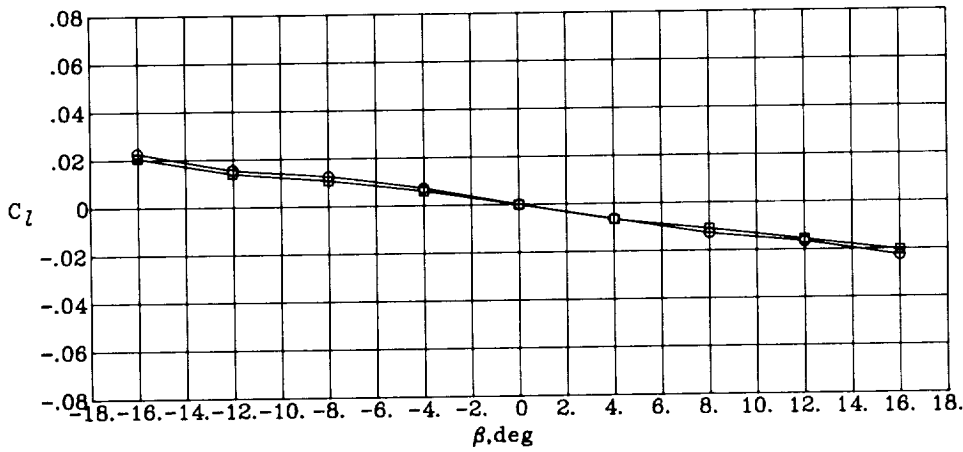


(f) $\alpha = 50^\circ$; $\delta_c = -20^\circ$.

Figure 5. Continued.

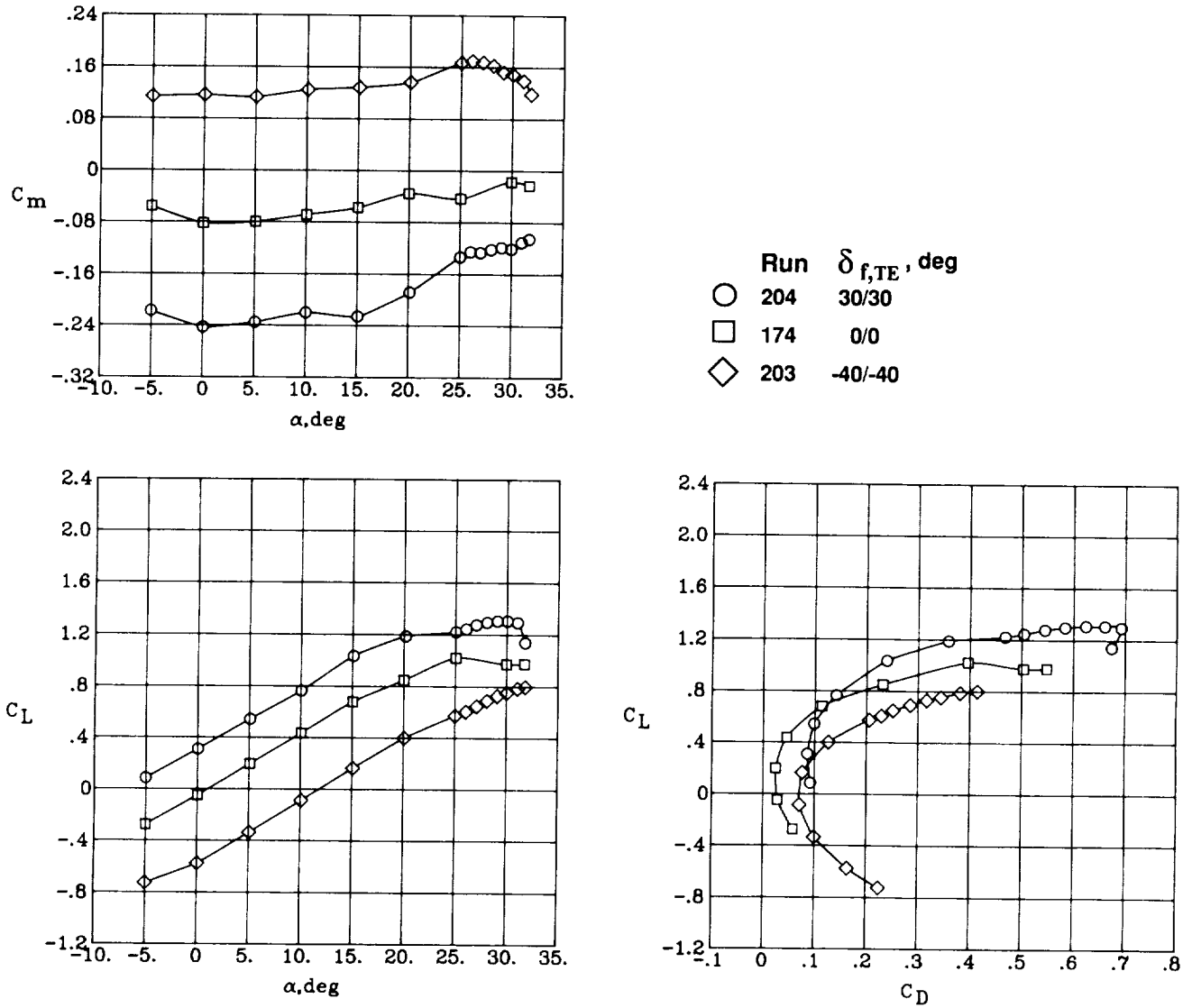


○	Run	$\delta_{f,LE}$, deg
○	491	0/0
□	453	40/32



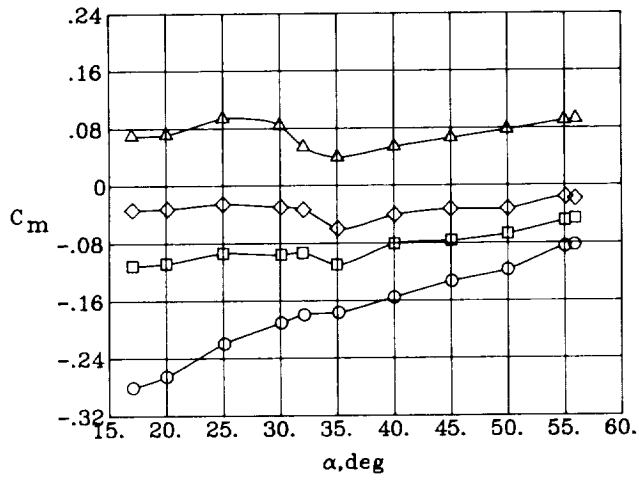
(g) $\alpha = 55^\circ$; $\delta_c = -20^\circ$.

Figure 5. Concluded.

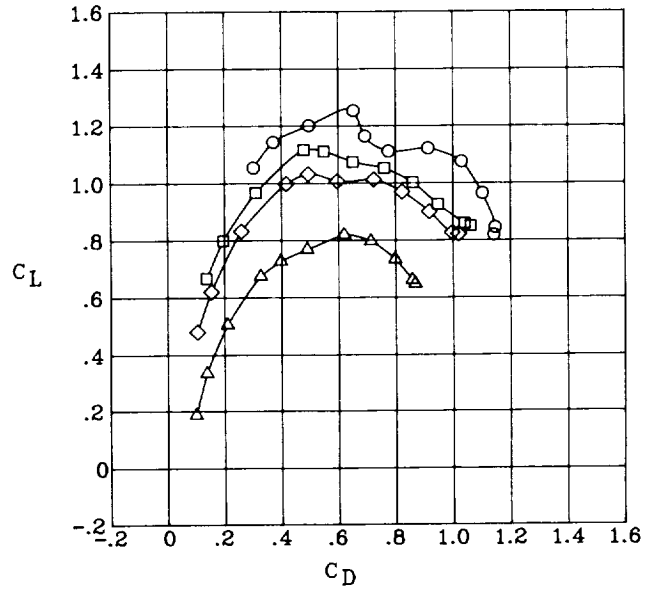
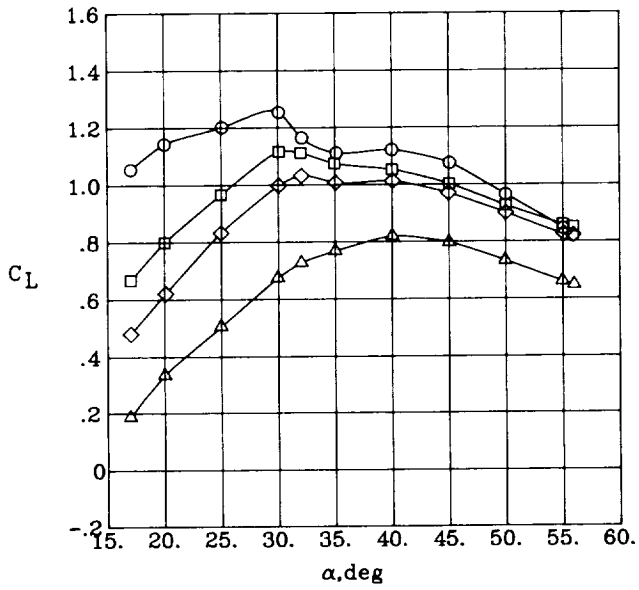


(a) Low-angle-of-attack range; $\beta = 0^\circ$; $\delta_c = -20^\circ$.

Figure 6. Effect of elevon deflection on aerodynamic characteristics. $q_\infty = 60$ psf; $\delta_{f,LE} = 40^\circ/32^\circ$; $\delta_R = 0^\circ$; $\delta_{TV} = 0^\circ$; $\delta_{SB} = 0^\circ$; flow-through inlet; basic nose; no strakes.

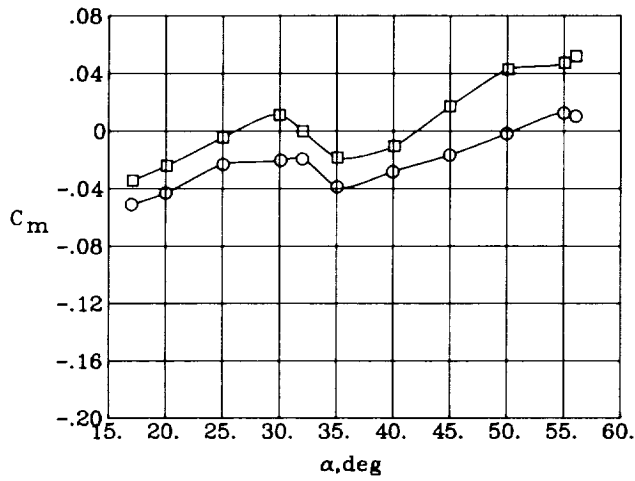


Run	$\delta_{f,TE}$, deg
○	30/30
□	0/0
◇	-10/-10
△	-40/-40

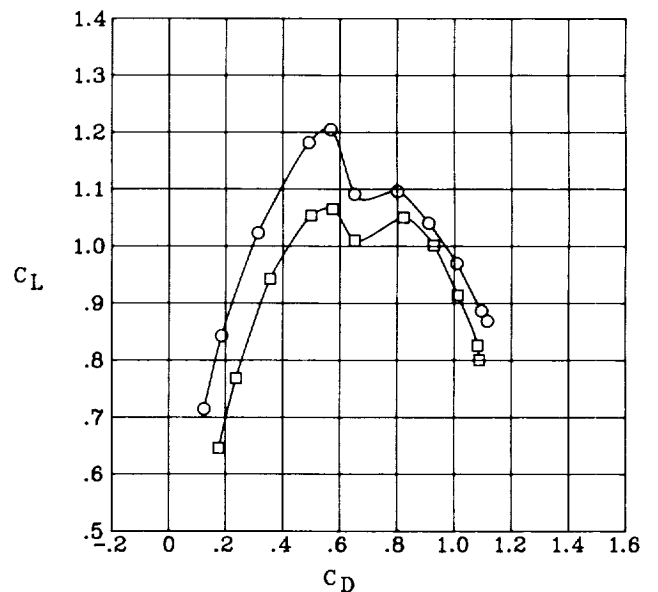
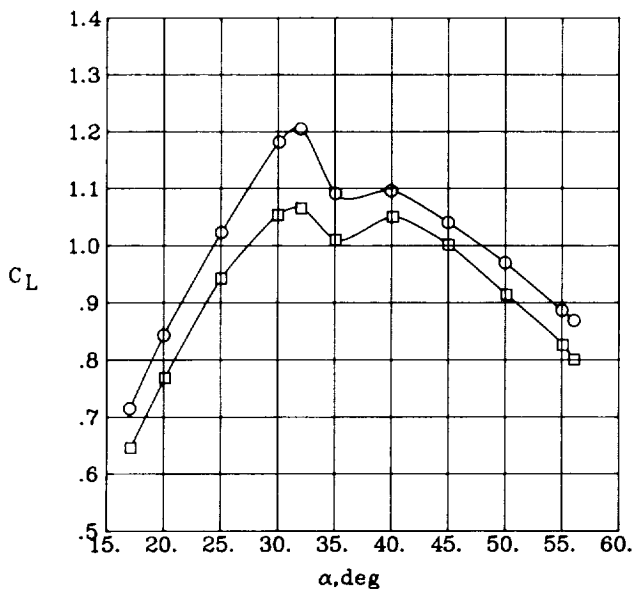


(b) Medium-angle-of-attack range; $\beta = 0^\circ$; $\delta_c = -40^\circ$.

Figure 6. Continued.

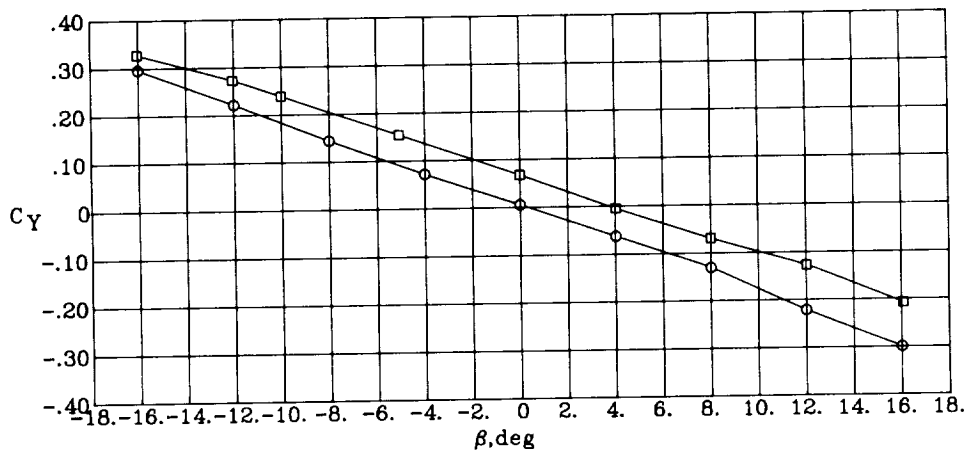


Run	$\delta_{f,TE}, \text{deg}$
○ 362	0/0
□ 394	-30/+30

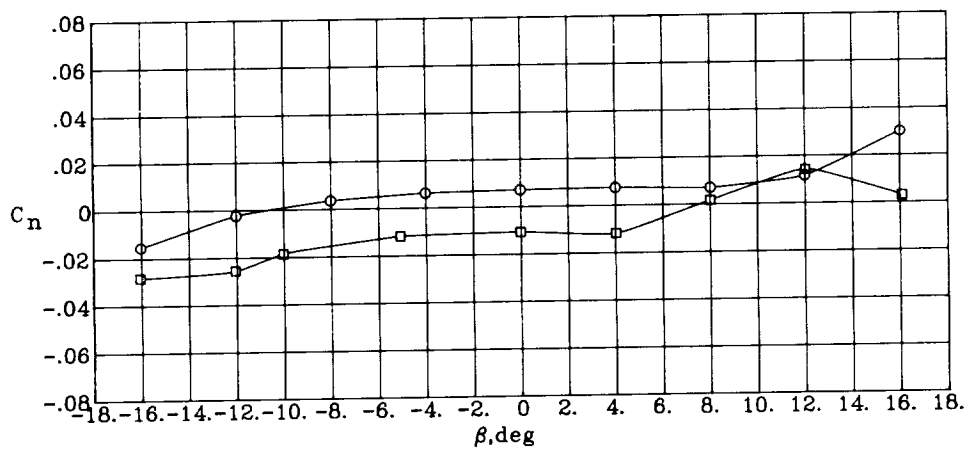
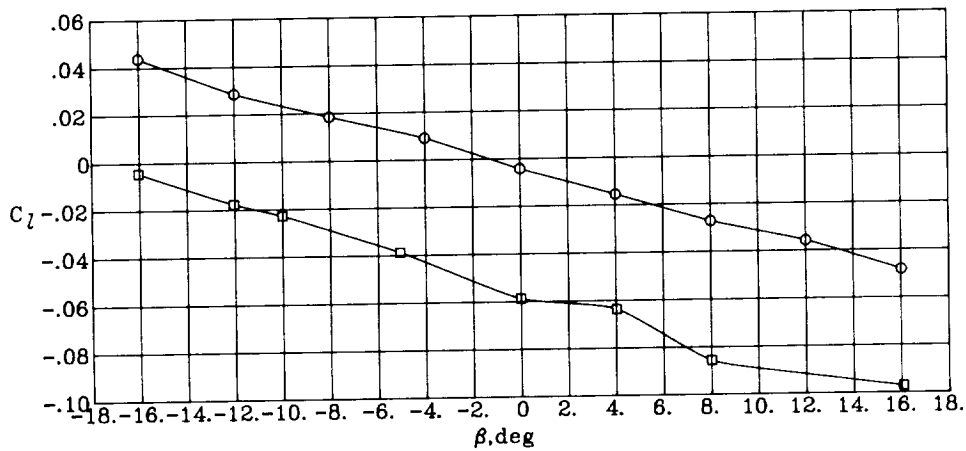


(c) Medium-angle-of-attack range; $\beta = 0^\circ$; $\delta_c = -20^\circ$.

Figure 6. Continued.

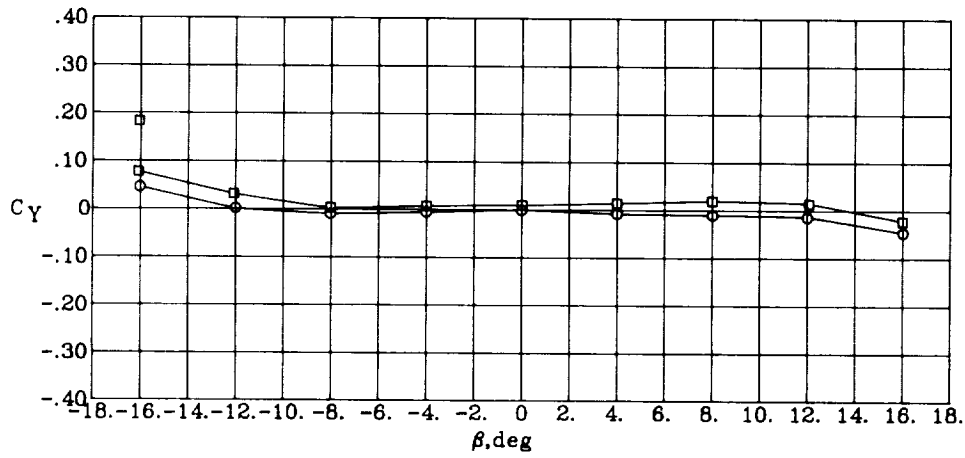


○	Run 364	$\delta_{f,TE}$, deg 0/0
□	Run 397	$\delta_{f,TE}$, deg -30/+30

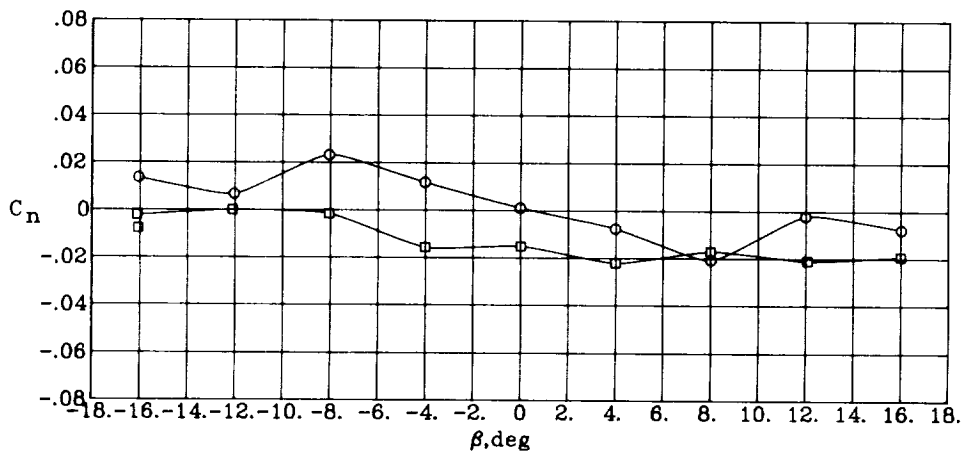
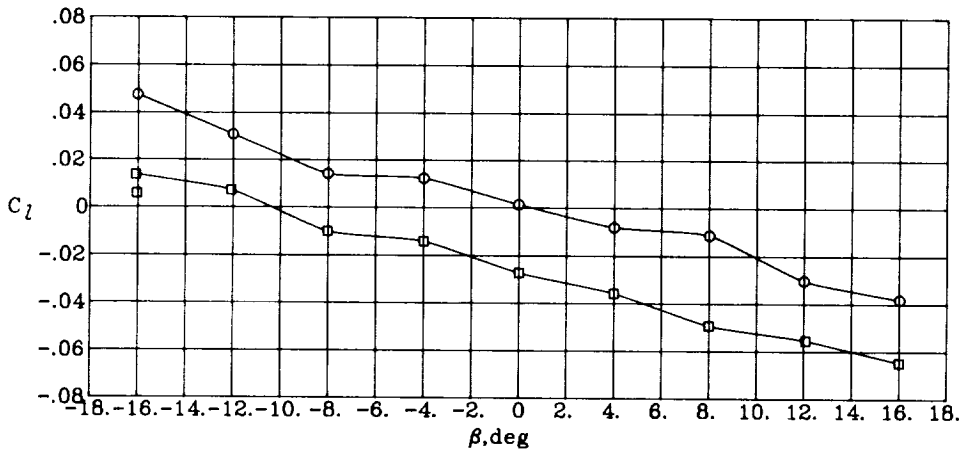


(d) $\alpha = 30^\circ$; $\delta_c = -20^\circ$.

Figure 6. Continued.

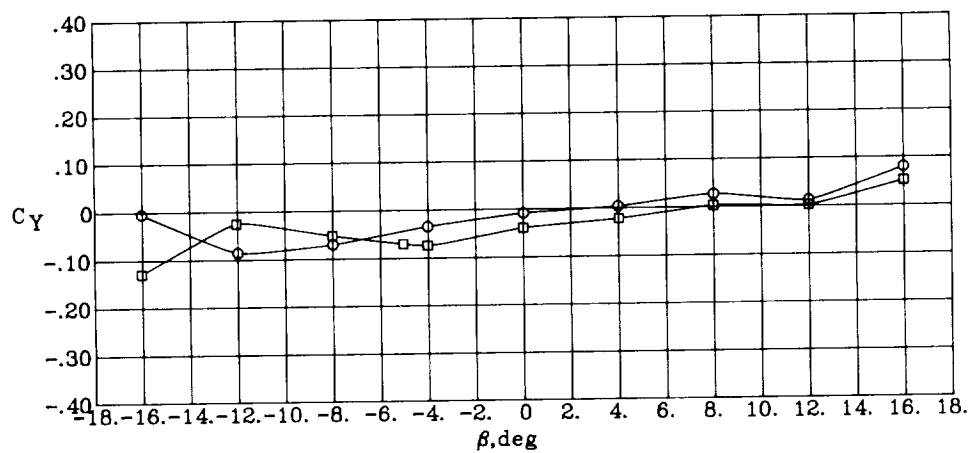


○	Run 365	$\delta_{f,TE}$, deg
○		0/0
□	Run 398	-30/+30

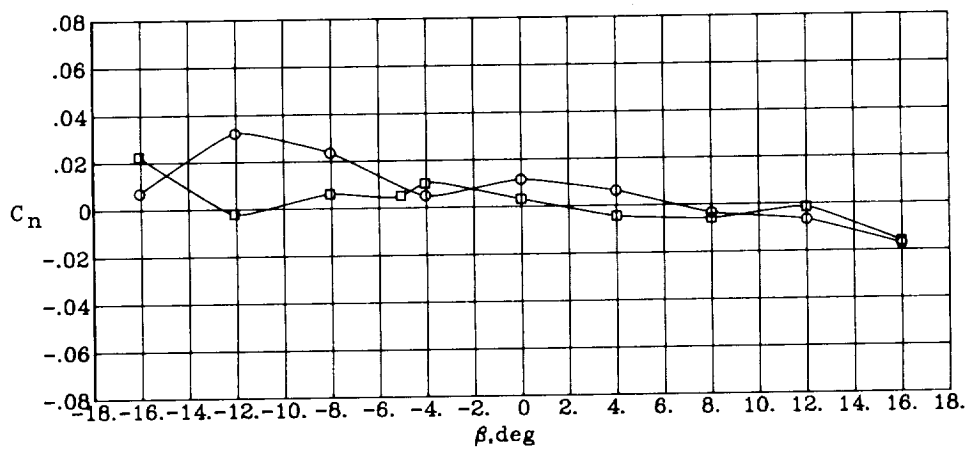
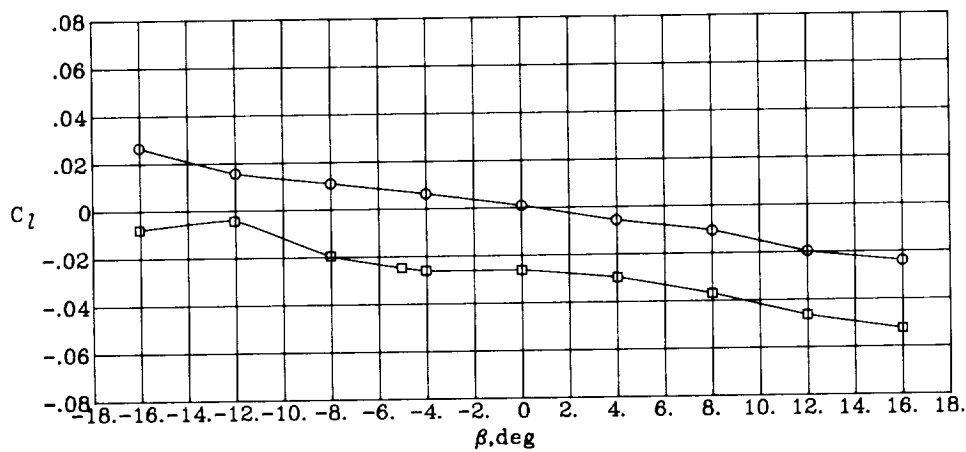


(e) $\alpha = 40^\circ$; $\delta_c = -20^\circ$.

Figure 6. Continued.

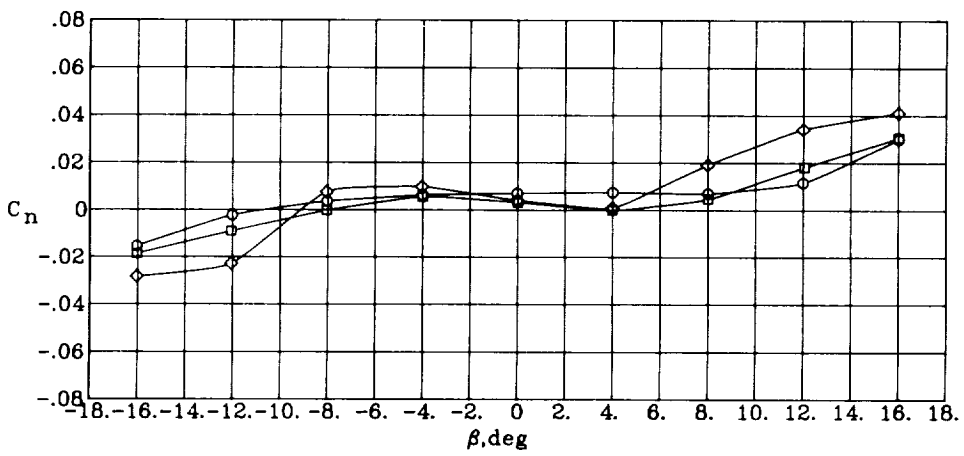
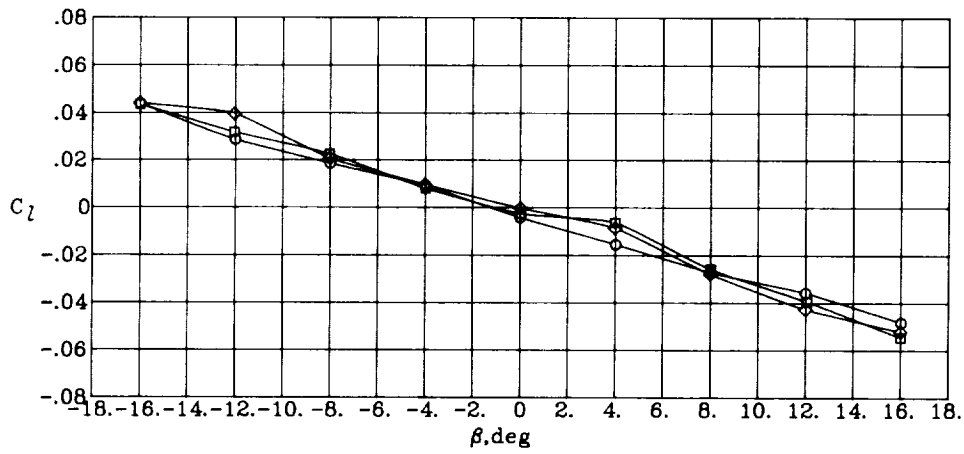
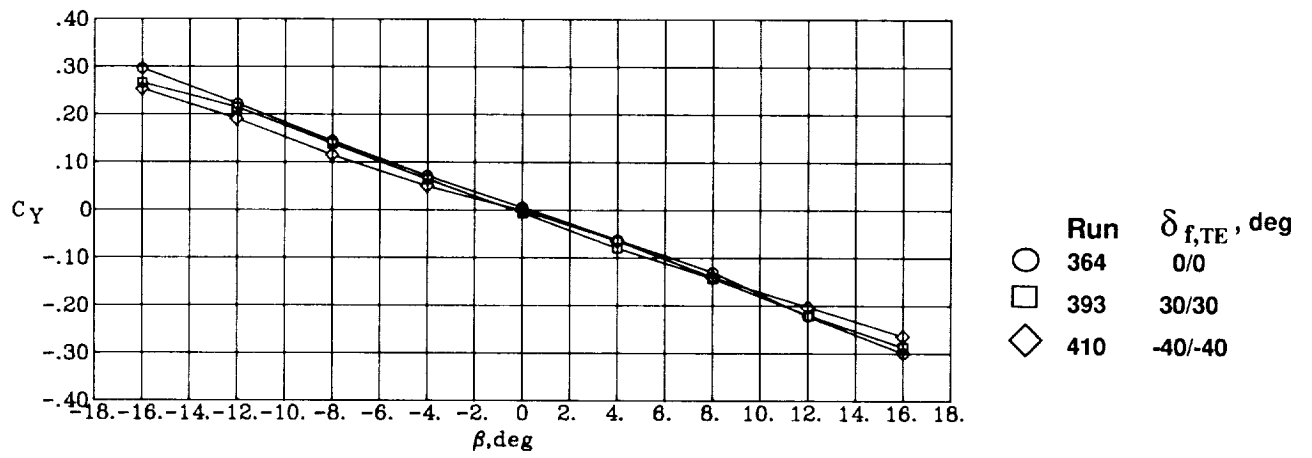


○	Run 366	$\delta_{f,TE}$, deg
○		0/0
□	Run 399	-30/+30



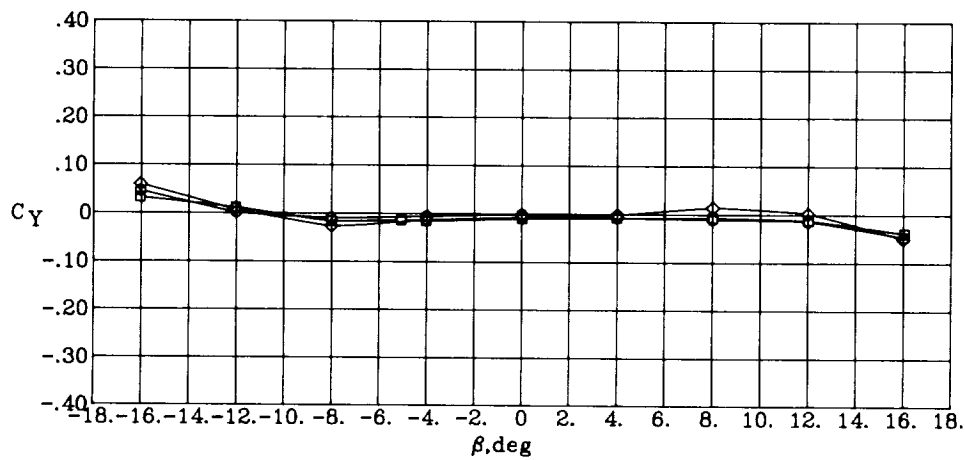
(f) $\alpha = 50^\circ$; $\delta_c = -20^\circ$.

Figure 6. Continued.

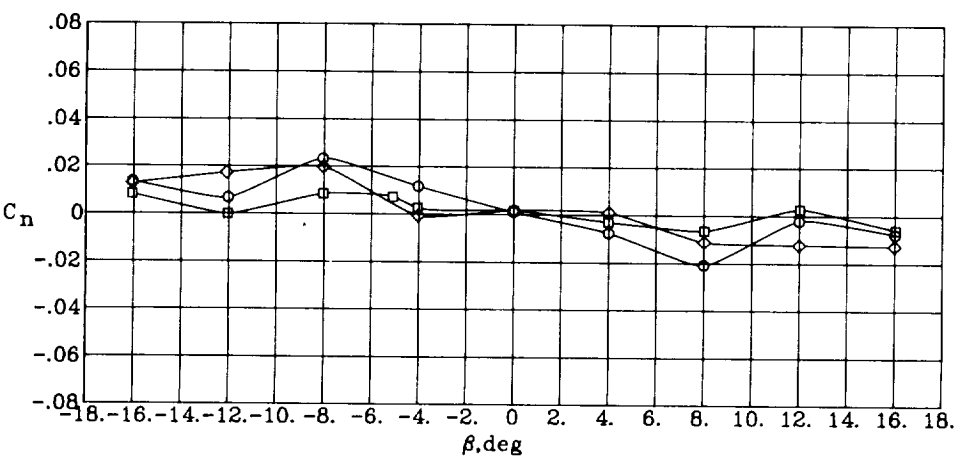
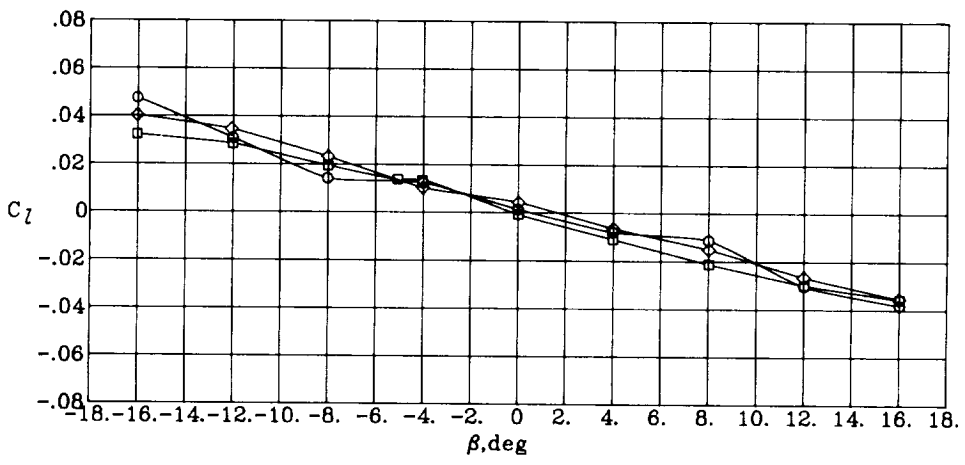


(g) $\alpha = 30^\circ$; $\delta_r = -20^\circ$.

Figure 6. Continued.

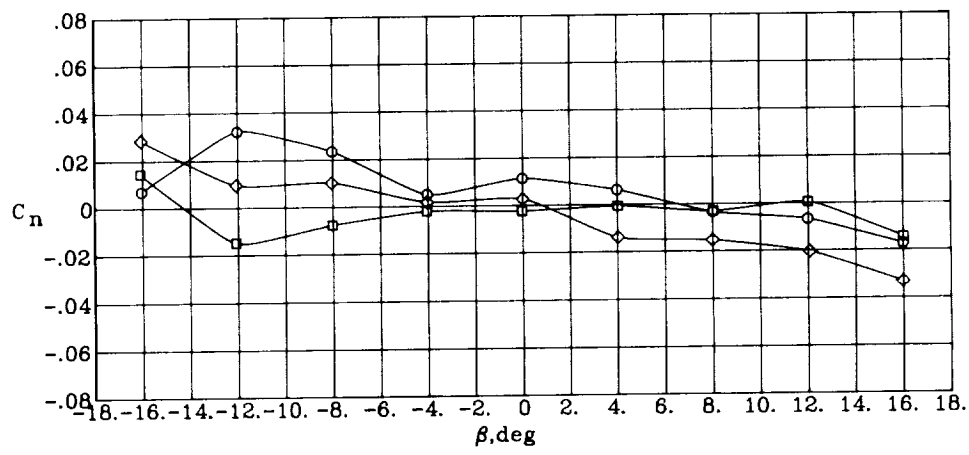
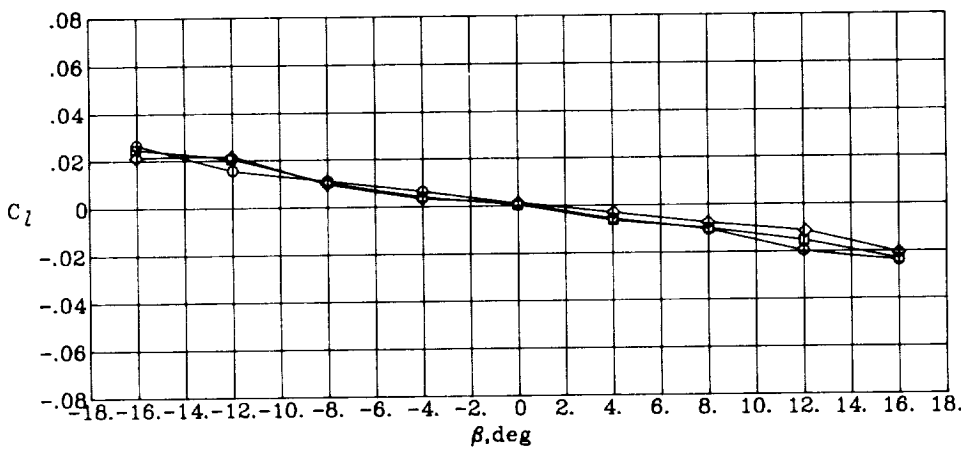
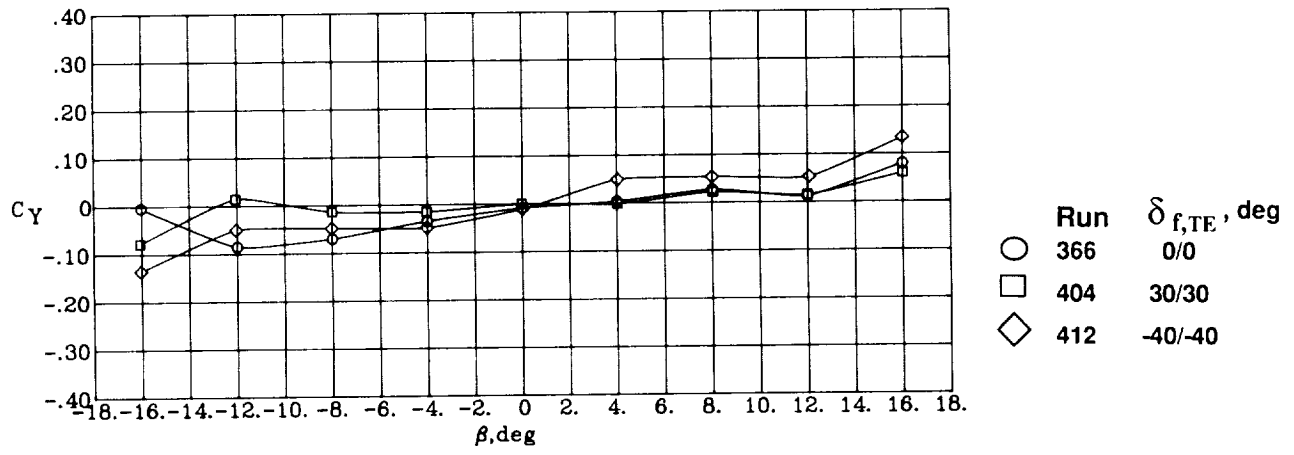


Run	$\delta_{f,TE}$, deg
○	0/0
□	30/30
◇	-40/-40



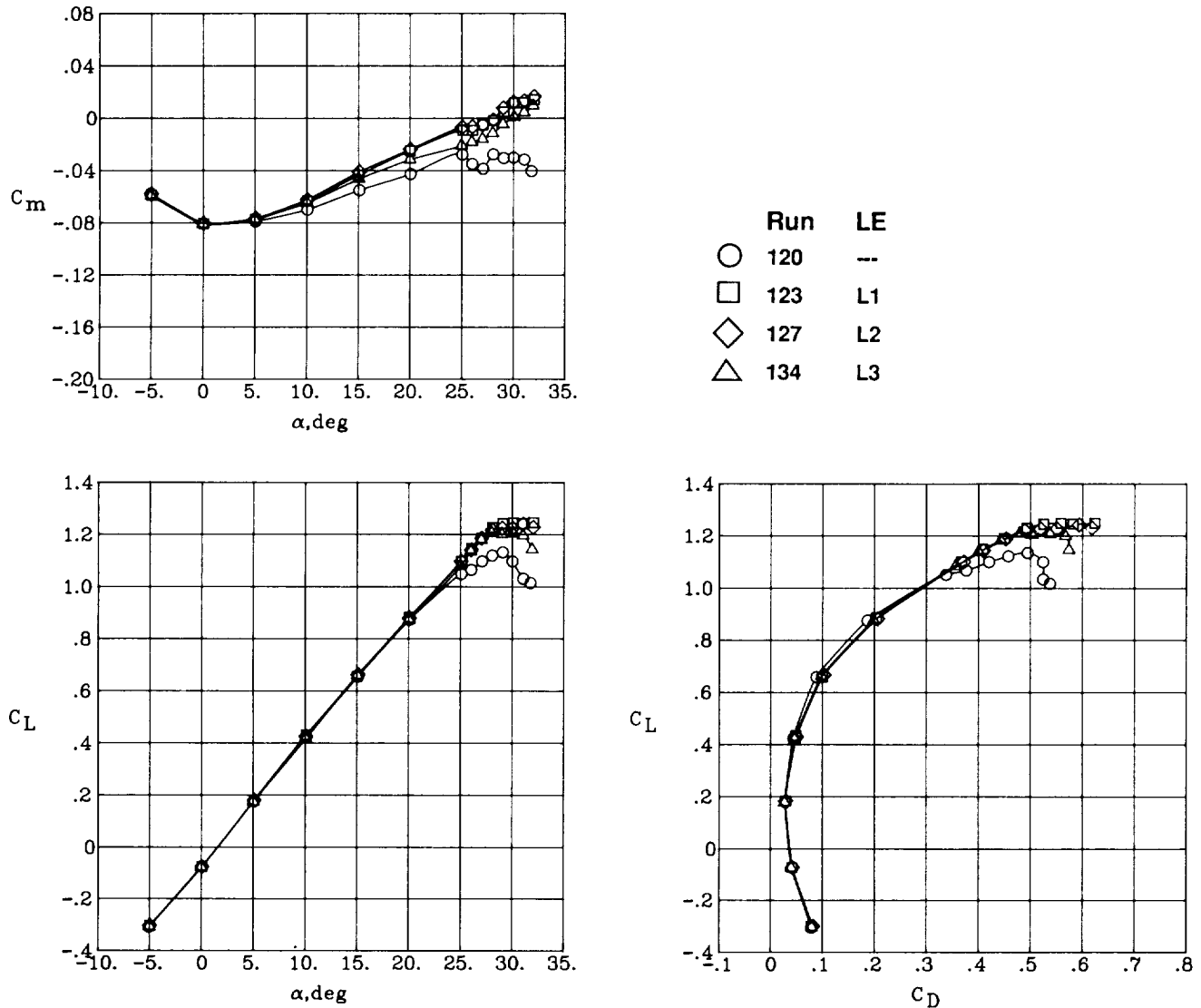
(h) $\alpha = 40^\circ$; $\delta_c = -20^\circ$.

Figure 6. Continued.



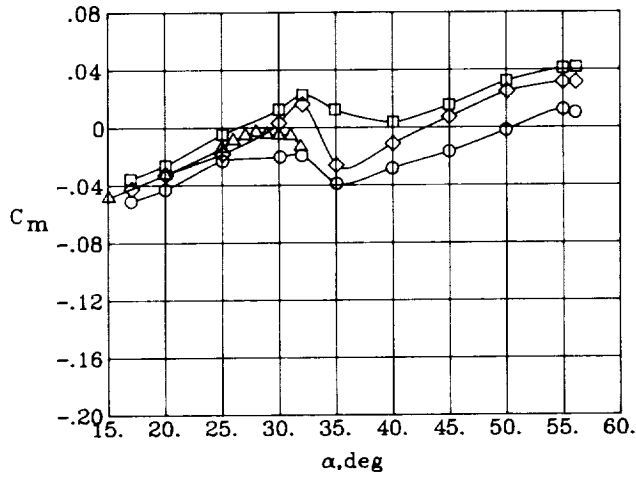
(i) $\alpha = 50^\circ$; $\delta_e = -20^\circ$.

Figure 6. Concluded.

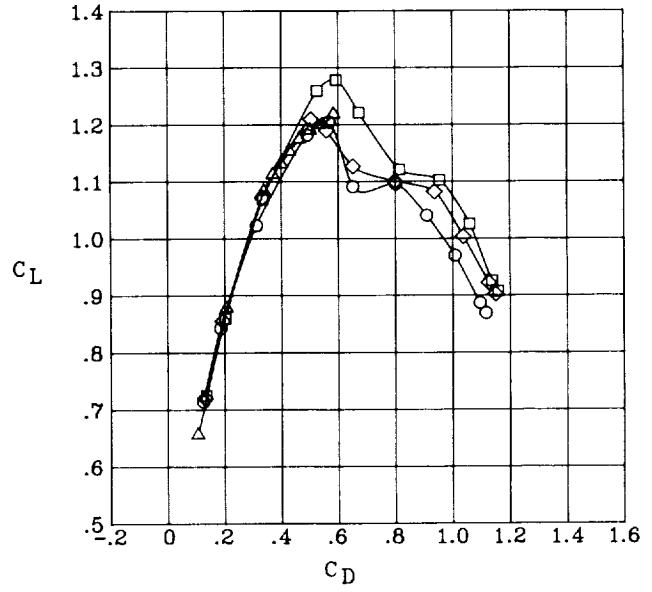
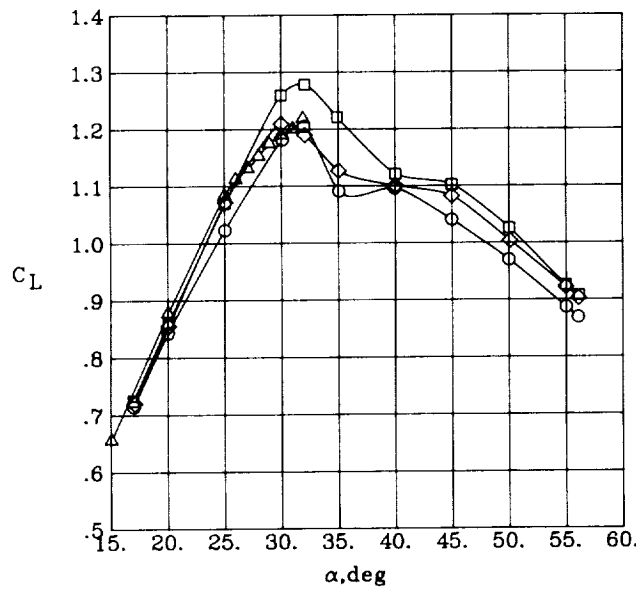


(a) Low-angle-of-attack range; $\beta = 0^\circ$; $\delta_{f,LE} = 20^\circ/16^\circ$; $\delta_{TV} = 0^\circ$.

Figure 7. Effect of leading-edge configuration on aerodynamic characteristics. $q_\infty = 60$ psf; $\delta_c = -20^\circ$; $\delta_{f,TE} = 0^\circ/0^\circ$; $\delta_R = 0^\circ$; $\delta_{SB} = 0^\circ$; flow-through inlet; basic nose; no strakes.

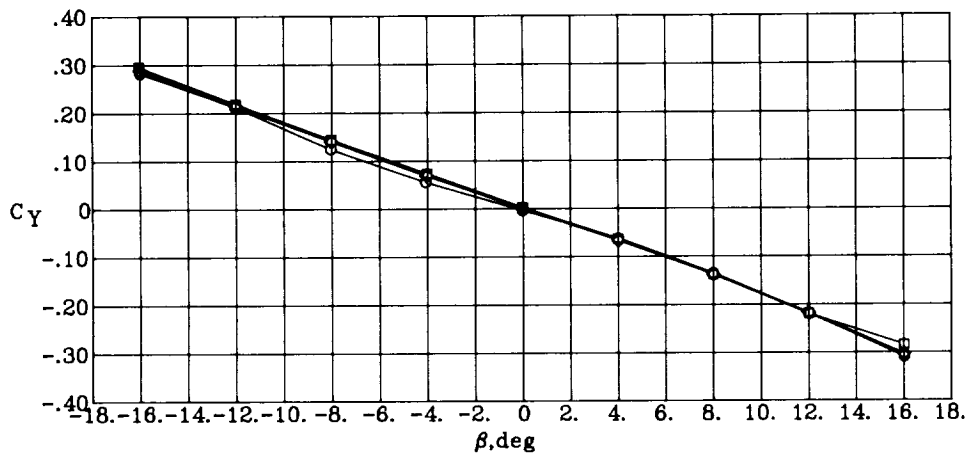


Run	LE
○	---
□	L2
◇	L3
△	L4

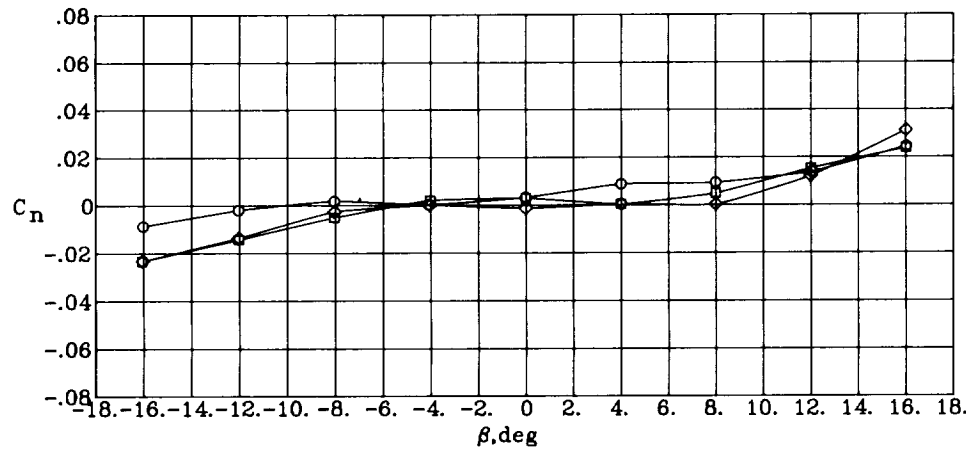
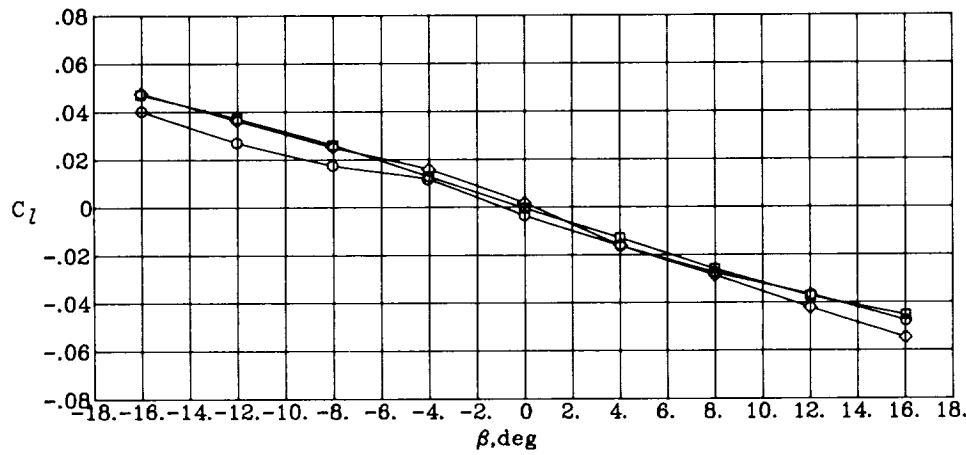


(b) Medium-angle-of-attack range; $\beta = 0^\circ$; $\delta_{f,LE} = 40^\circ/32^\circ$; $\delta_{TV} = 0^\circ$.

Figure 7. Continued.

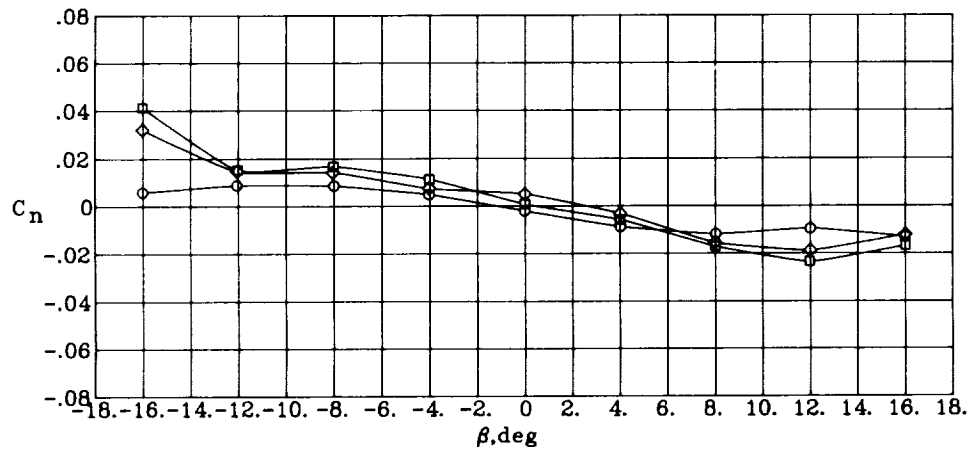
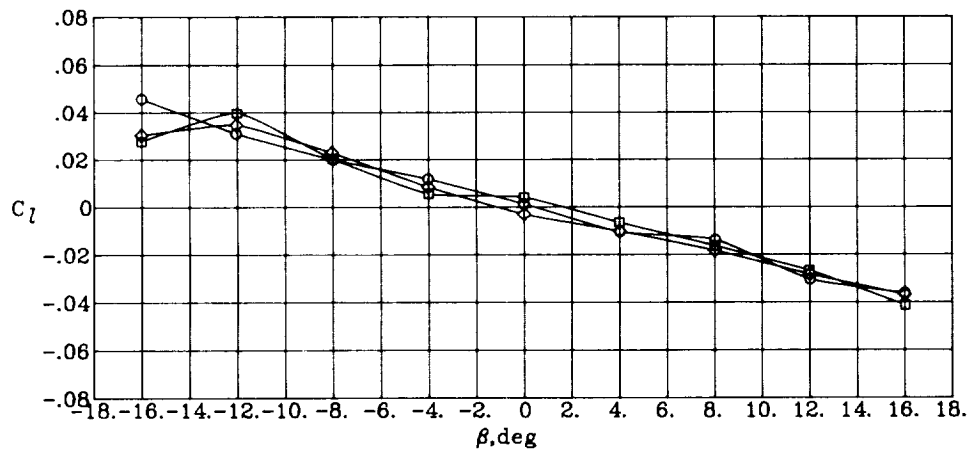
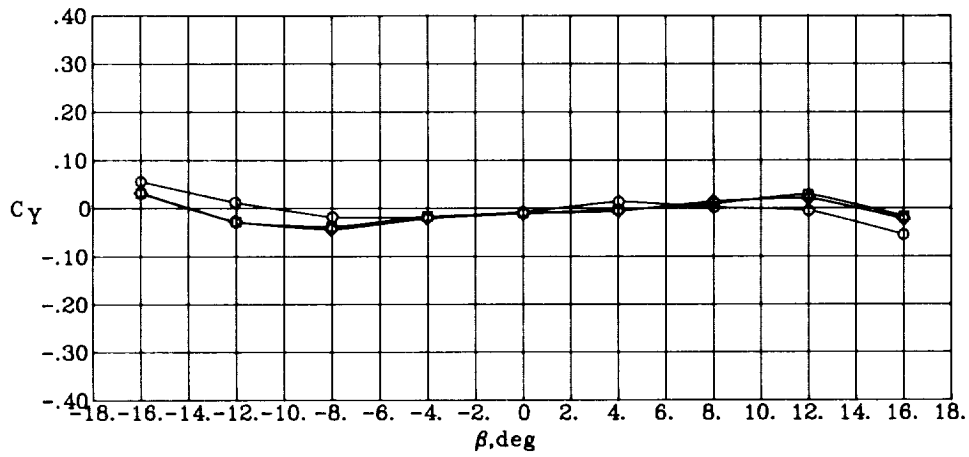


Run	LE	δ_{TV} , deg
○ 461	---	0
□ 260	L2	Off
◇ 271	L3	Off



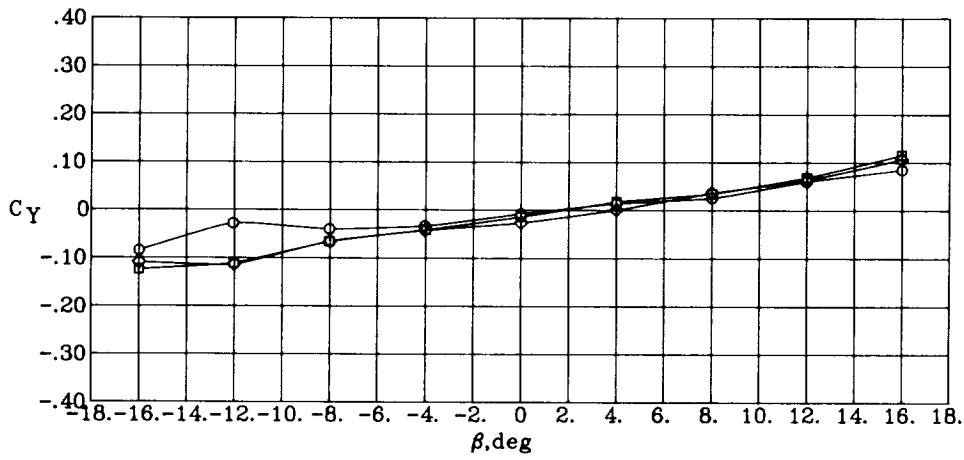
(c) $\alpha = 30^\circ$; $\delta_{f,LE} = 40^\circ/32^\circ$.

Figure 7. Continued.

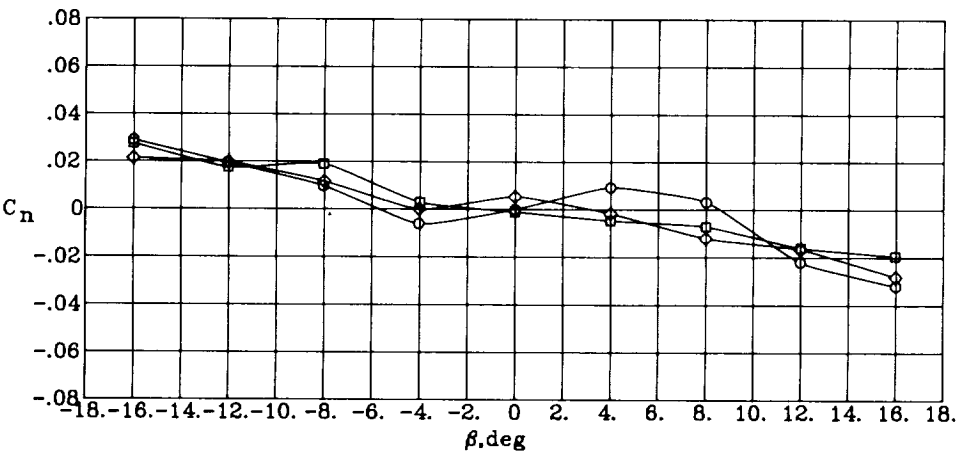
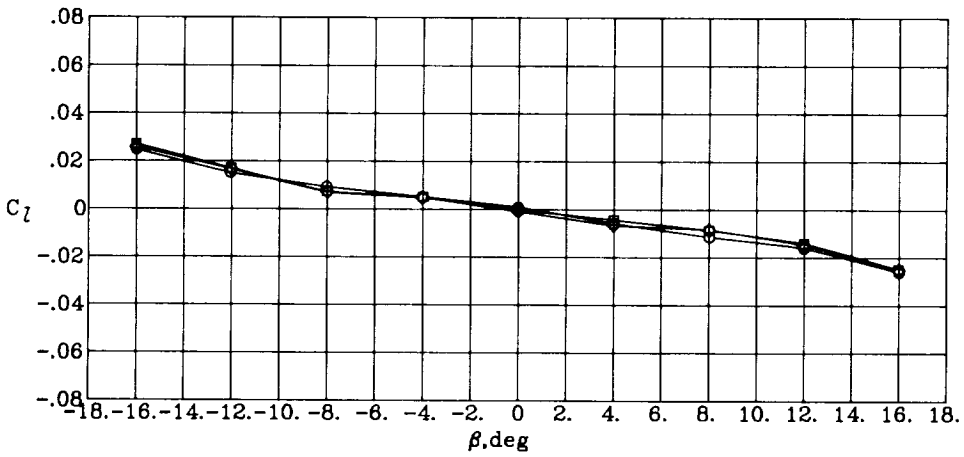


(d) $\alpha = 40^\circ$; $\delta_{f,LE} = 40^\circ/32^\circ$.

Figure 7. Continued.

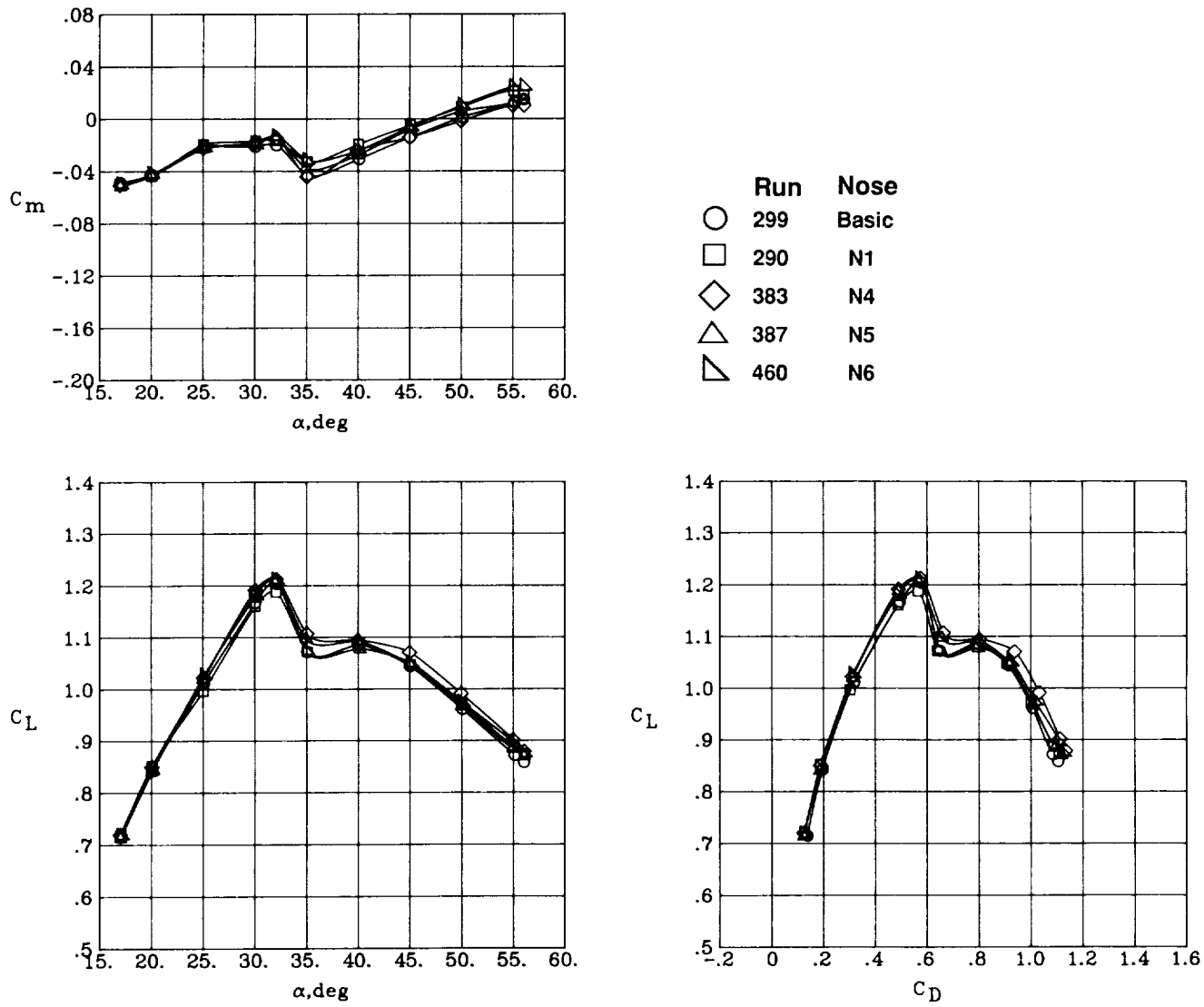


Run	LE	δ_{TV} , deg
○ 463	--	0
□ 262	L2	Off
◇ 273	L3	Off



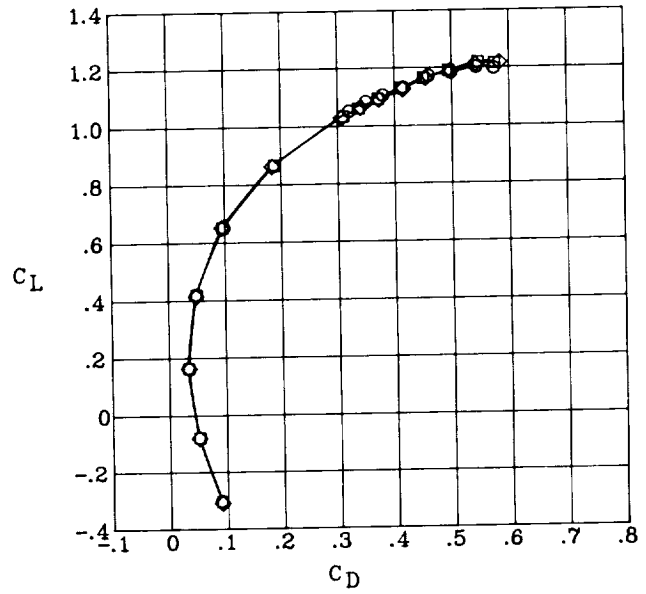
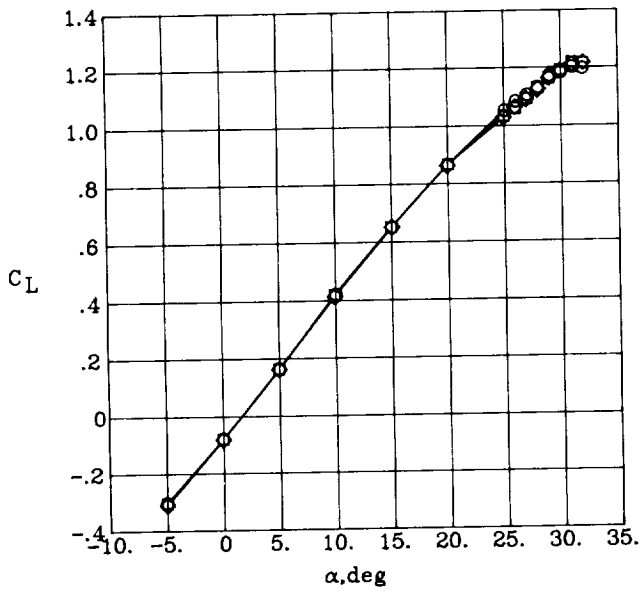
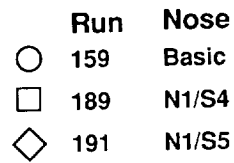
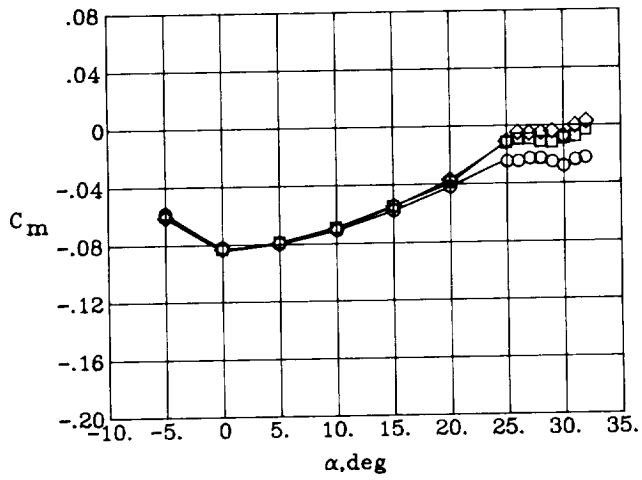
(e) $\alpha = 50^\circ$; $\delta_{f,LE} = 40^\circ/32^\circ$.

Figure 7. Concluded.



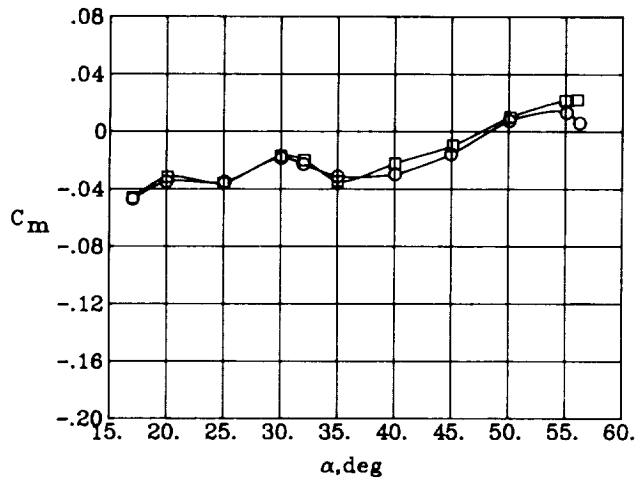
(a) Medium-angle-of-attack range; $\beta = 0^\circ$; $\delta_{f,LE} = 40^\circ/32^\circ$.

Figure 8. Effect of nose geometry and nose boom configuration on aerodynamic characteristics. $q_\infty = 60$ psf; $\delta_c = -20^\circ$; $\delta_{f,TE} = 0^\circ/0^\circ$; $\delta_R = 0^\circ$; $\delta_{TV} = 0^\circ$; $\delta_{SB} = 0^\circ$; flow-through inlet; no strakes.

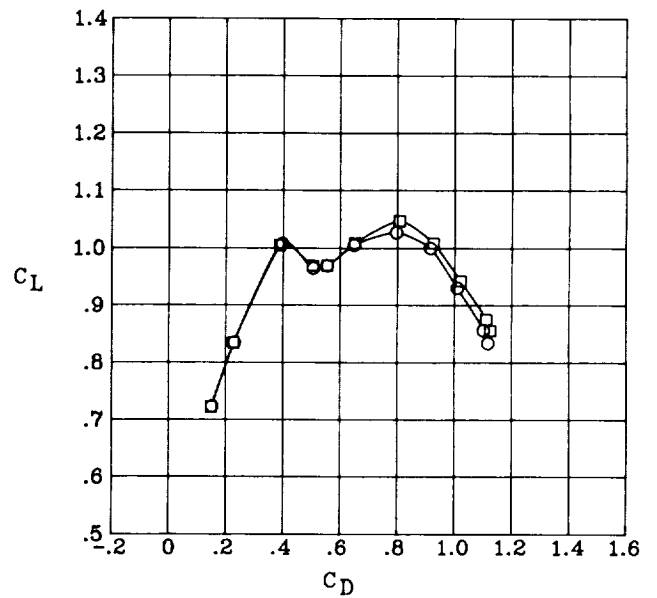
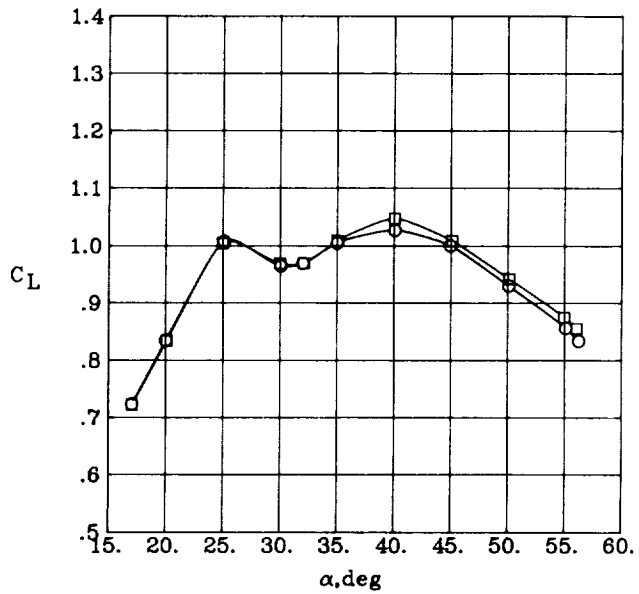


(b) Low-angle-of-attack range; $\beta = 0^\circ$; $\delta_{f,LE} = 40^\circ/32^\circ$.

Figure 8. Continued.

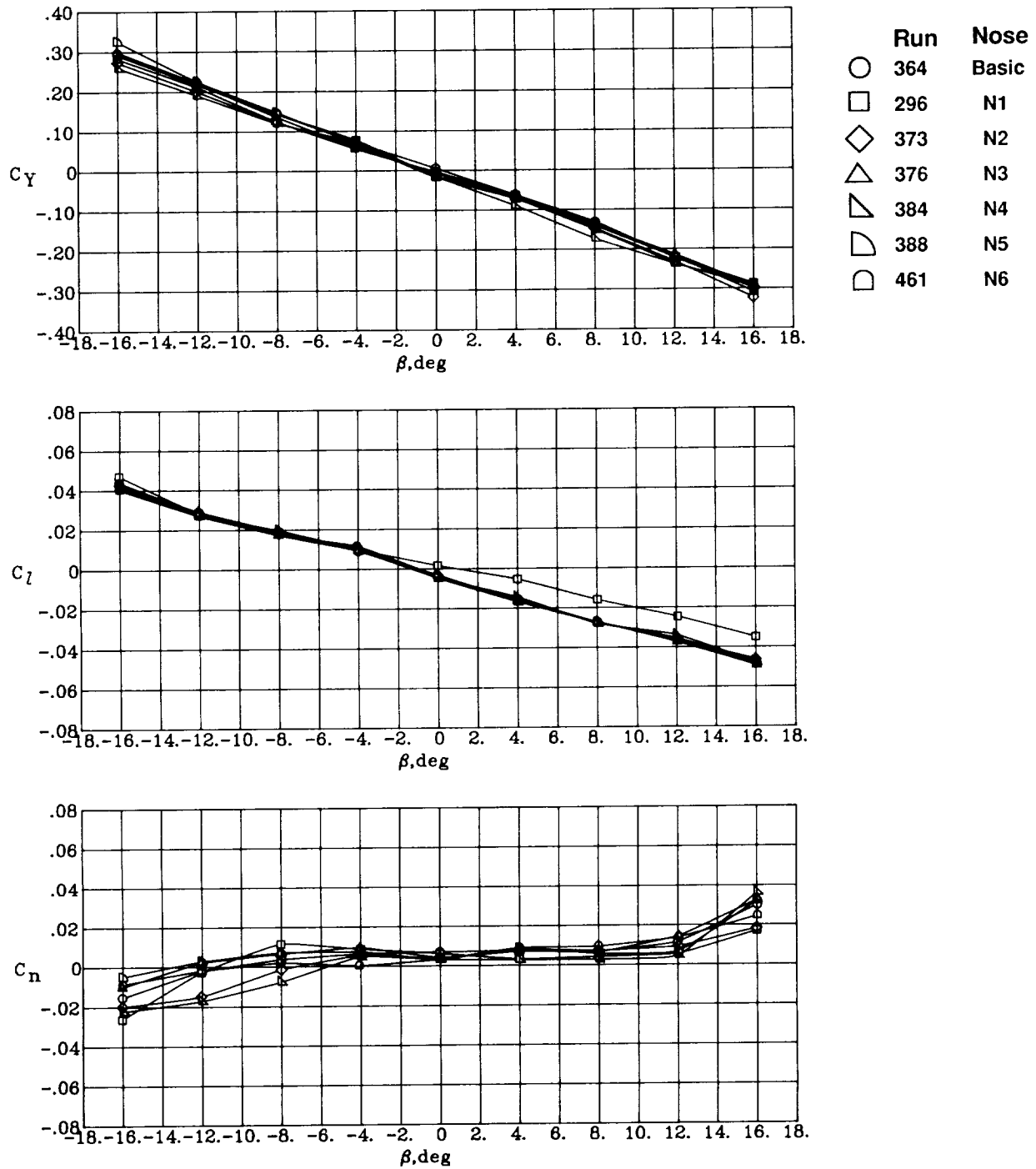


Run **Nose**
 ○ 486 Basic
 □ 502 Alternate



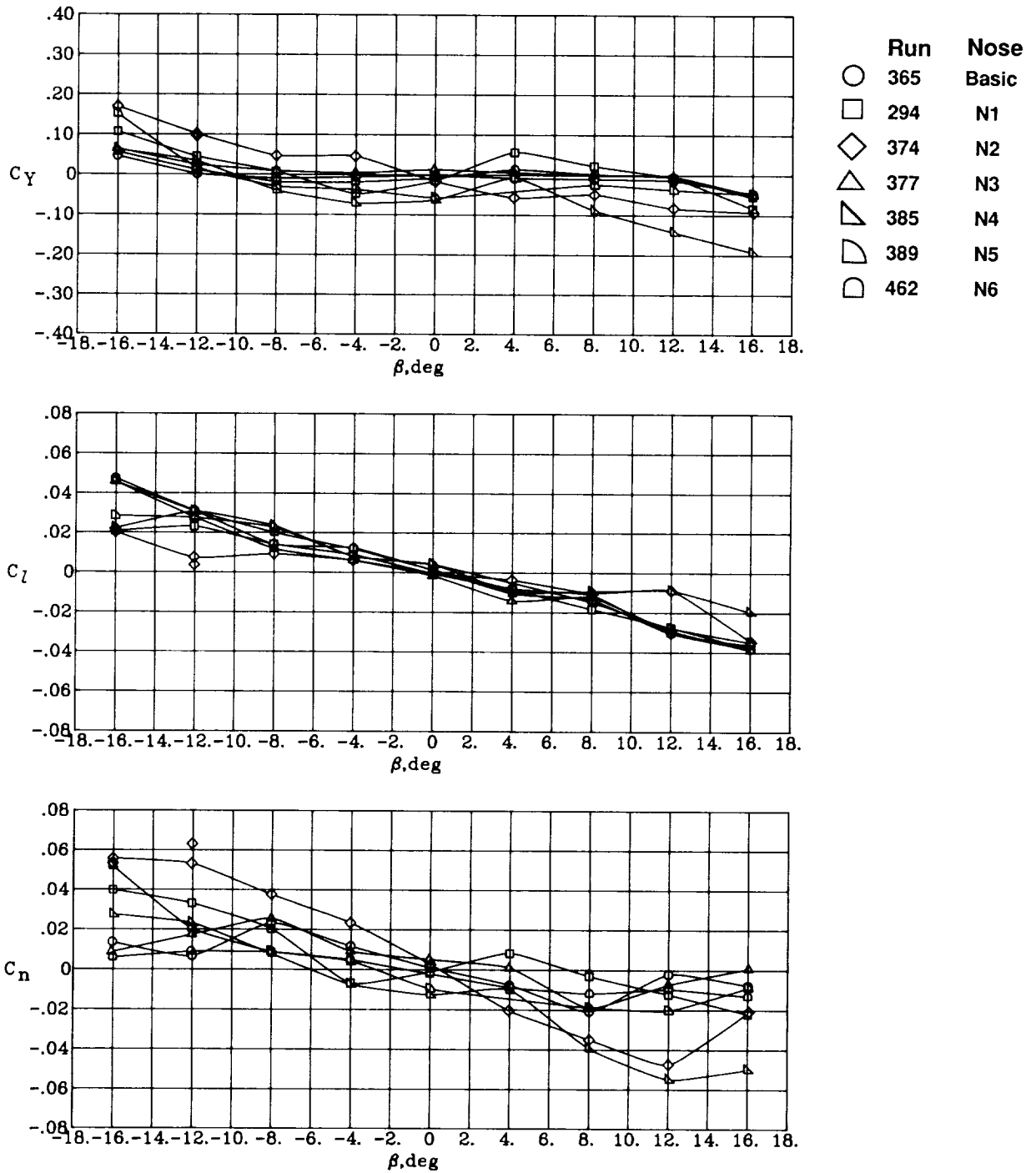
(c) Medium-angle-of-attack range; $\beta = 0^\circ$; $\delta_{f,LE} = 40^\circ/32^\circ$.

Figure 8. Continued.



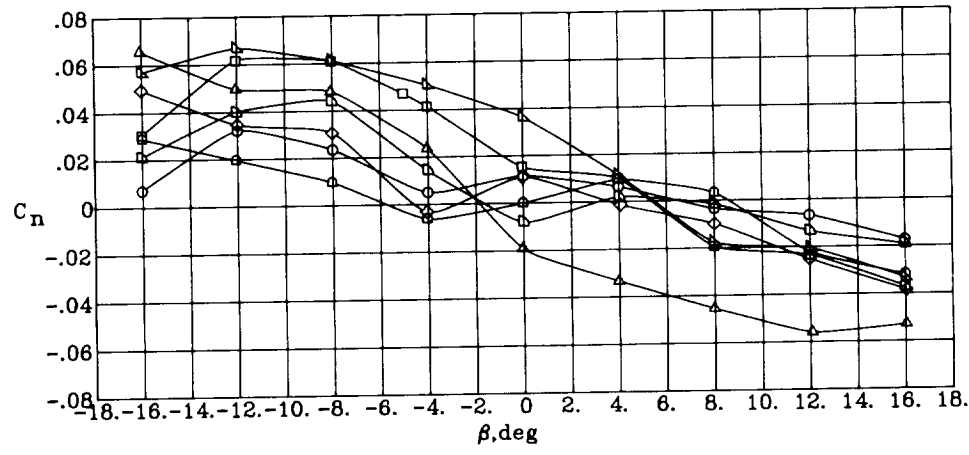
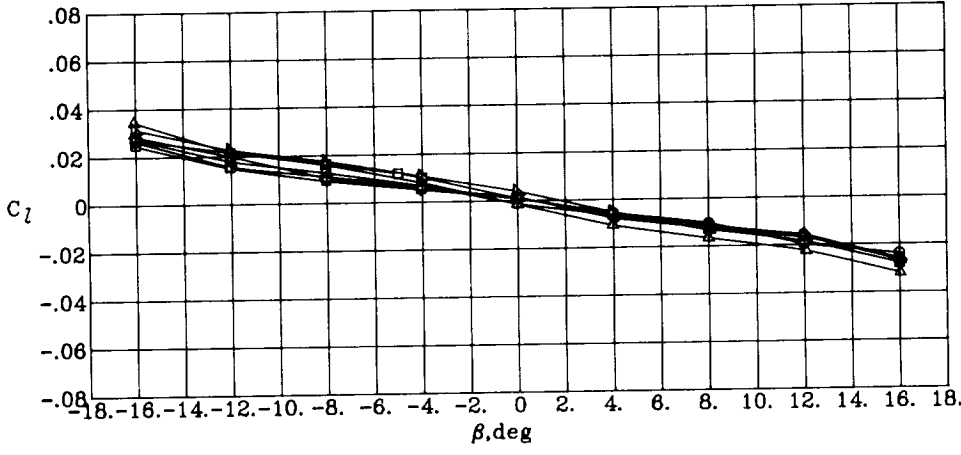
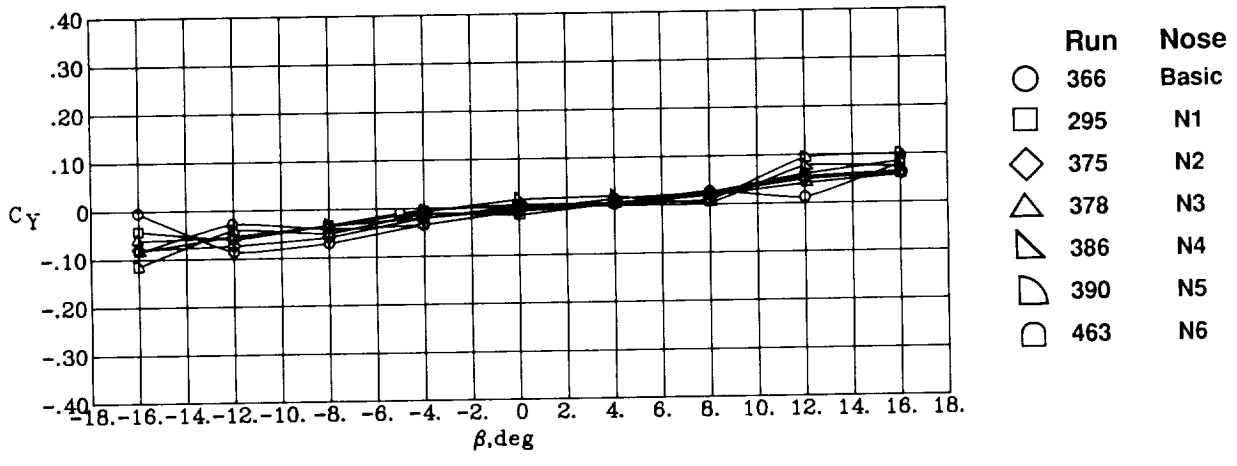
(d) $\alpha = 30^\circ$; $\delta_{f,LE} = 40^\circ/32^\circ$.

Figure 8. Continued.



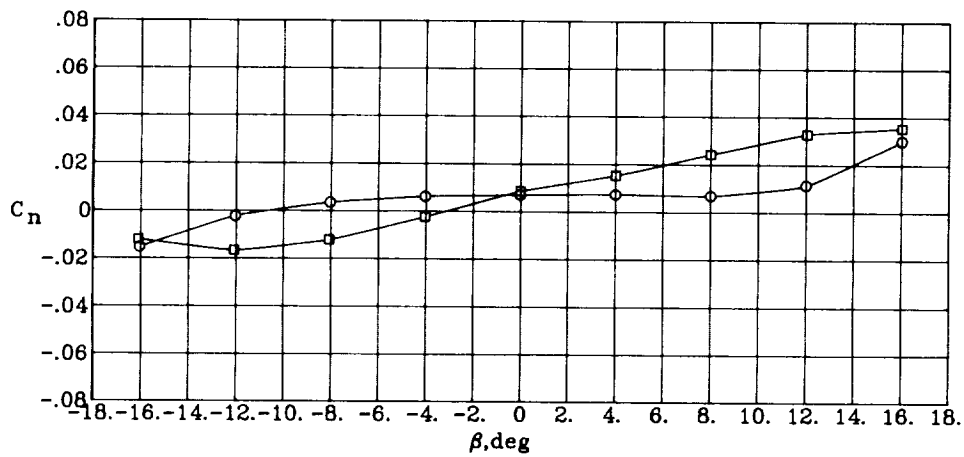
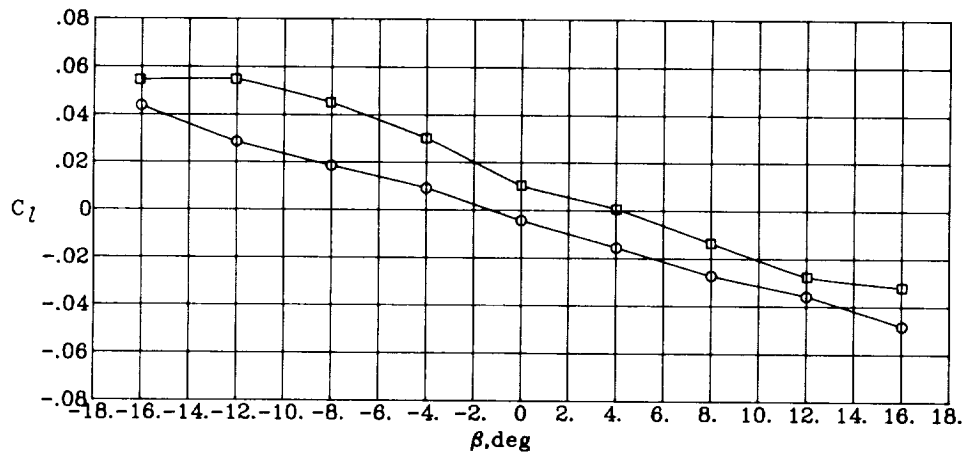
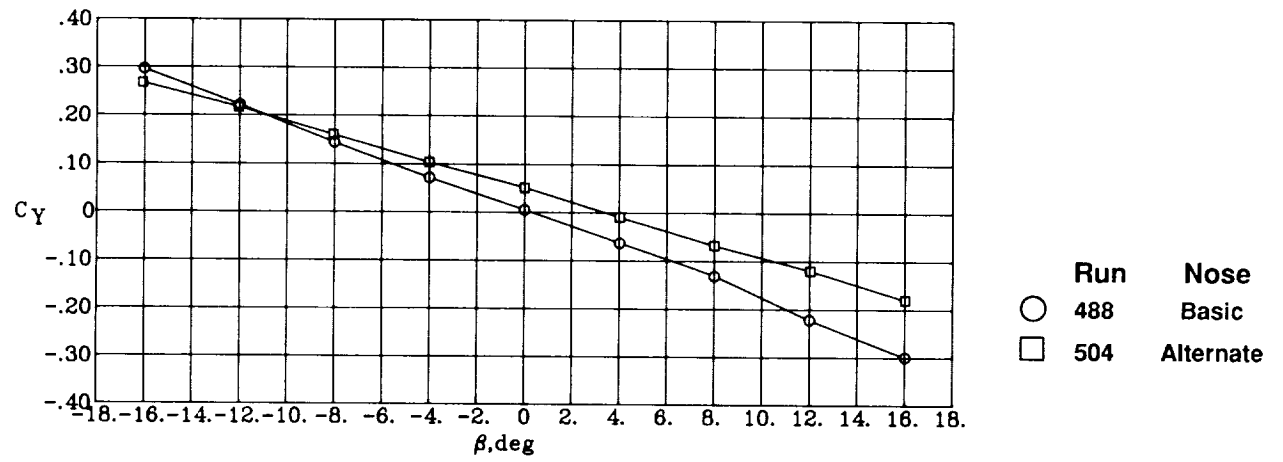
(e) $\alpha = 40^\circ$; $\delta_{f,LE} = 40^\circ/32^\circ$.

Figure 8. Continued.



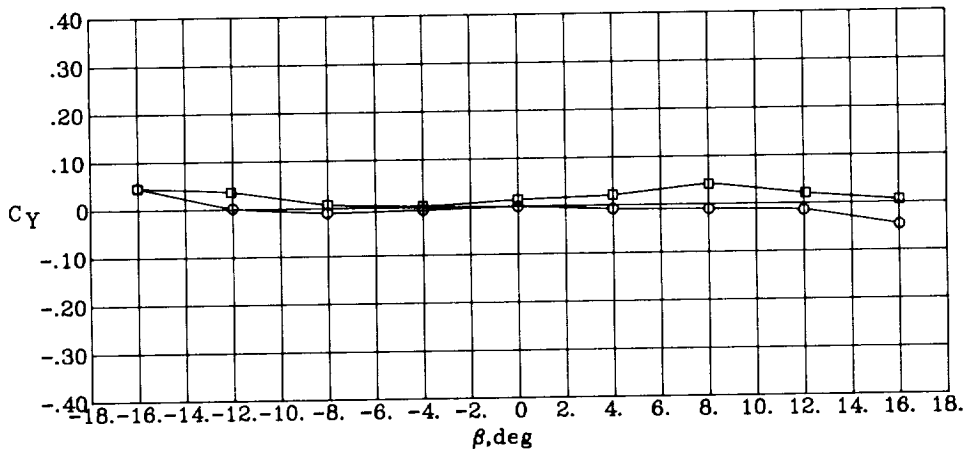
(f) $\alpha = 50^\circ; \delta_{f,LE} = 40^\circ/32^\circ$.

Figure 8. Continued.

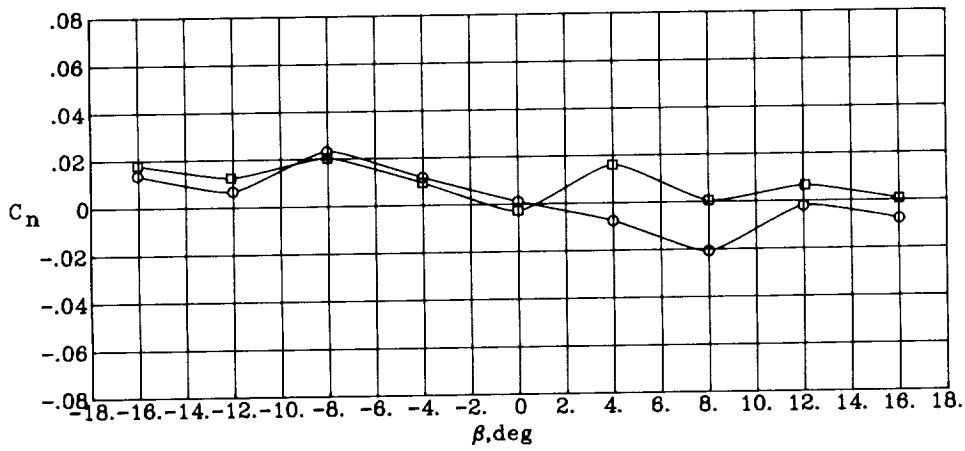
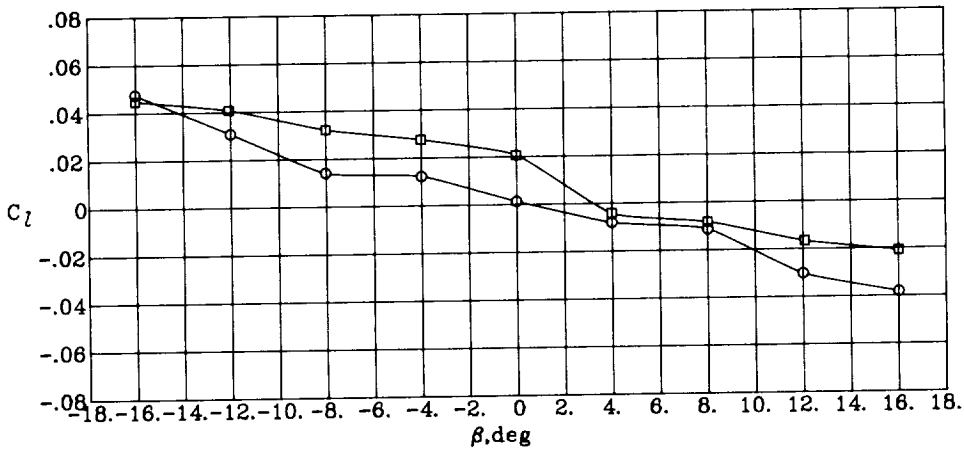


(g) $\alpha = 30^\circ; \delta_{f,LE} = 0^\circ/0^\circ$.

Figure 8. Continued.

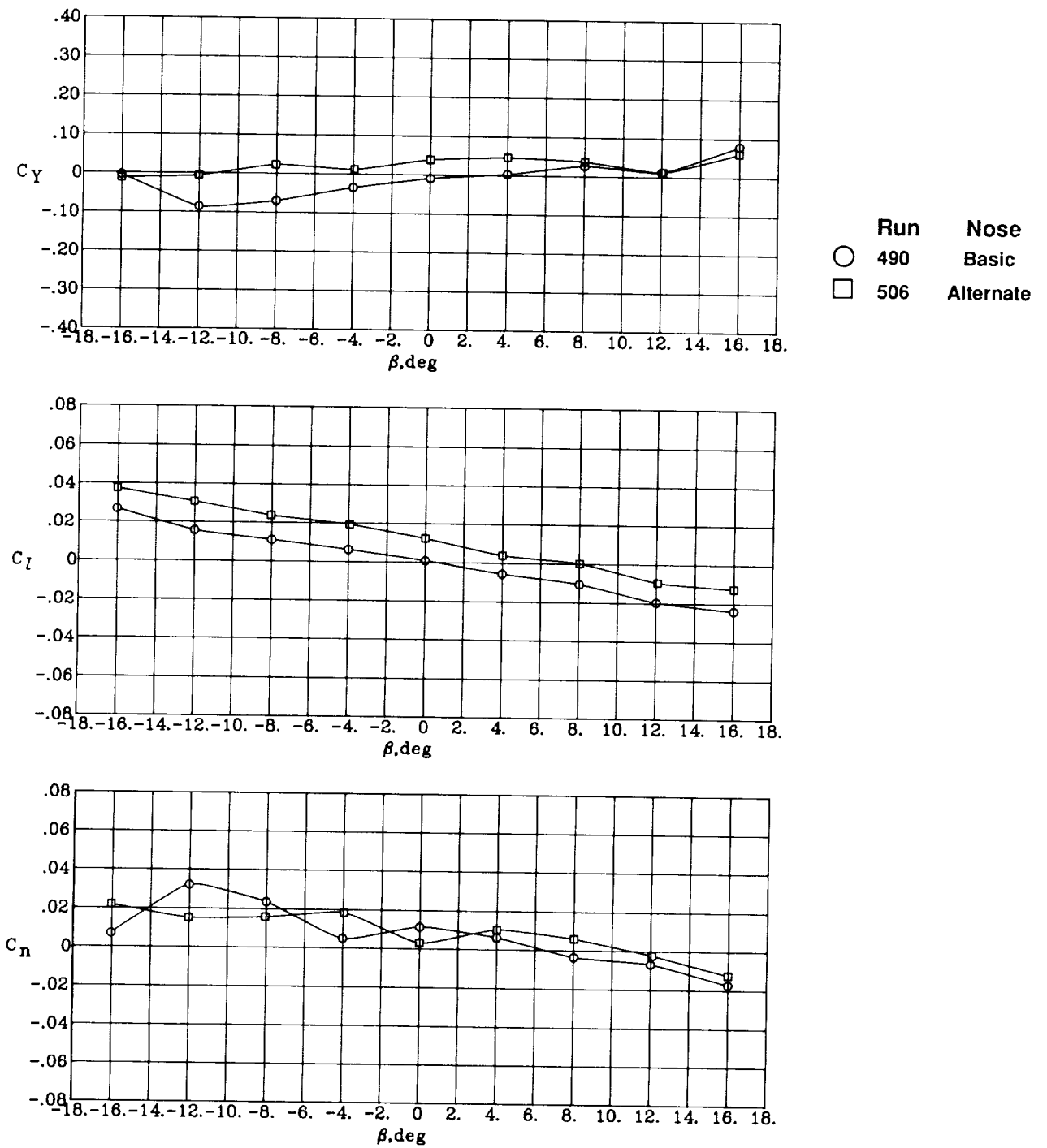


○ Run 489 Nose Basic
 □ Run 505 Nose Alternate



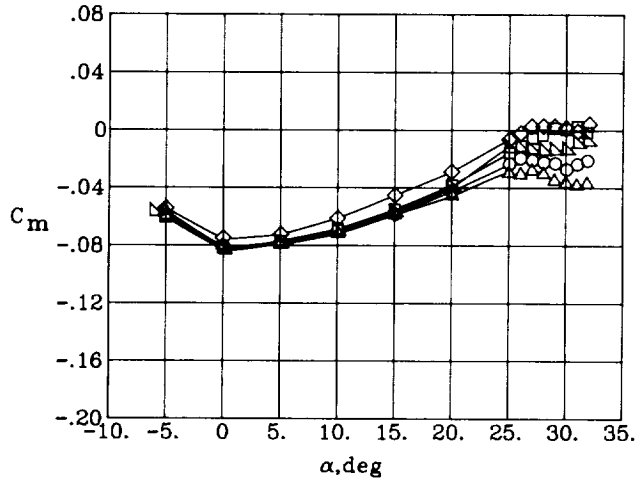
(h) $\alpha = 40^\circ$; $\delta_{f,LE} = 0^\circ/0^\circ$.

Figure 8. Continued.

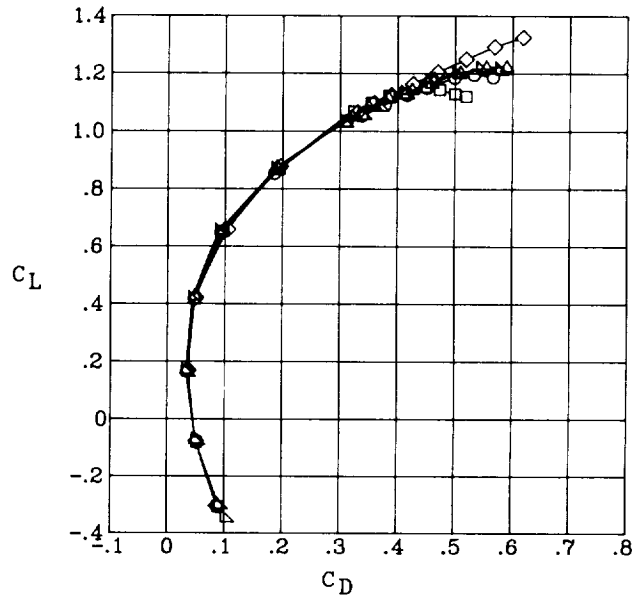
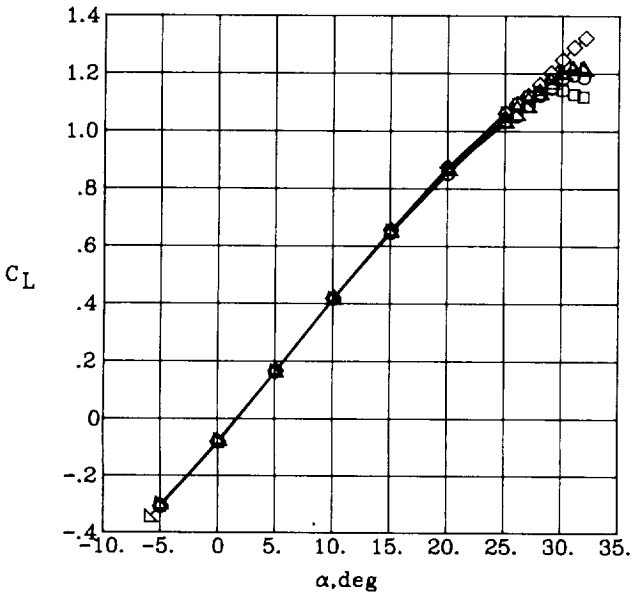


(i) $\alpha = 50^\circ$; $\delta_{f,LE} = 0^\circ/0^\circ$.

Figure 8. Concluded.

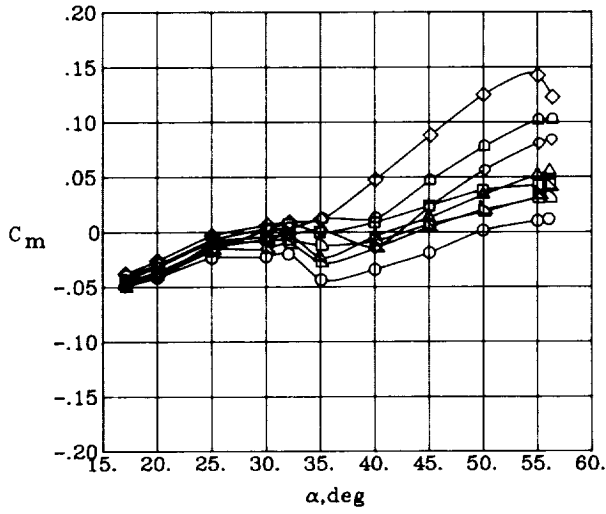


Run	Strake	
○	136	None
□	144	S1
◇	166	S2
△	168	S3
▽	182	S4

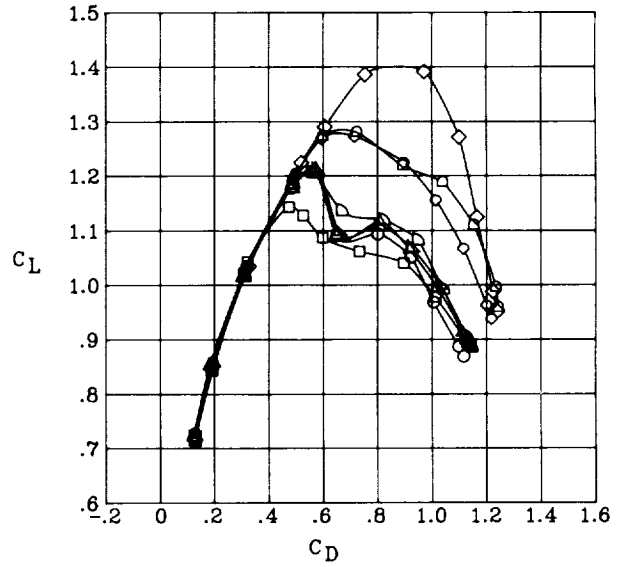
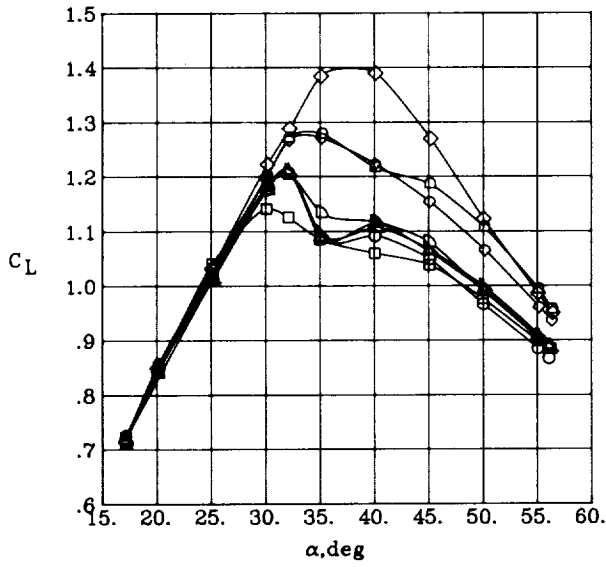


(a) Low-angle-of-attack range; $\beta = 0^\circ$.

Figure 9. Effect of strake configuration on aerodynamic characteristics. $q_\infty = 60$ psf; $\delta_c = -20^\circ$; $\delta_{f,LE} = 40^\circ/32^\circ$; $\delta_{f,TE} = 0^\circ/0^\circ$; $\delta_R = 0^\circ$; $\delta_{TV} = 0^\circ$; $\delta_{SB} = 0^\circ$; flow-through inlet; basic nose.

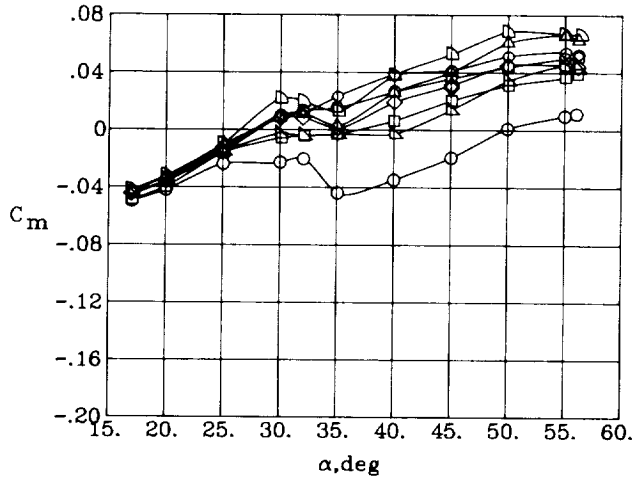


Run	Strake
○	447 None
□	326 S1
◇	328 S2
△	274 S4
▴	279 S6
▾	330 S7
◐	331 S8
◑	333 S9

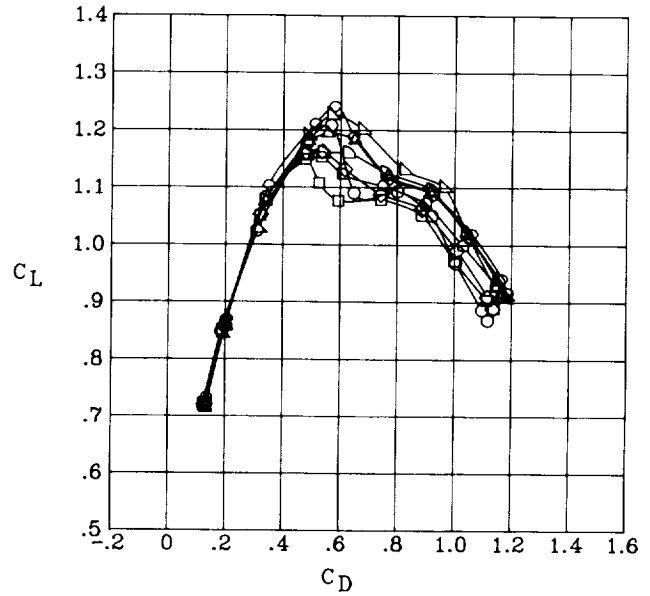
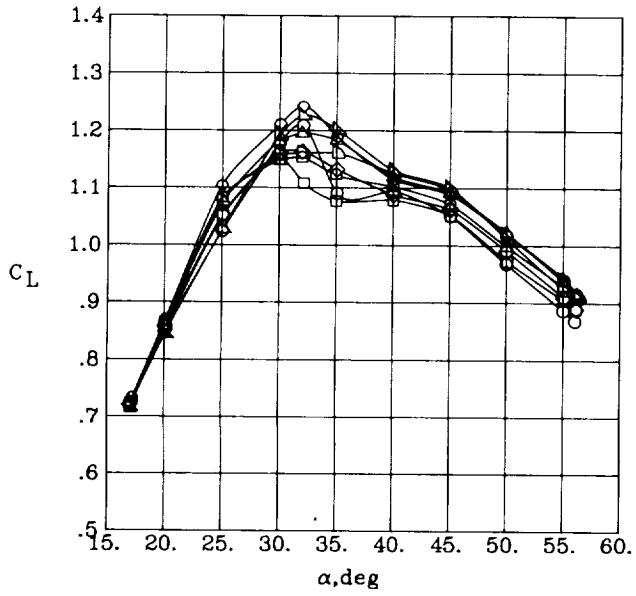


(b) Medium-angle-of-attack range; $\beta = 0^\circ$.

Figure 9. Continued.

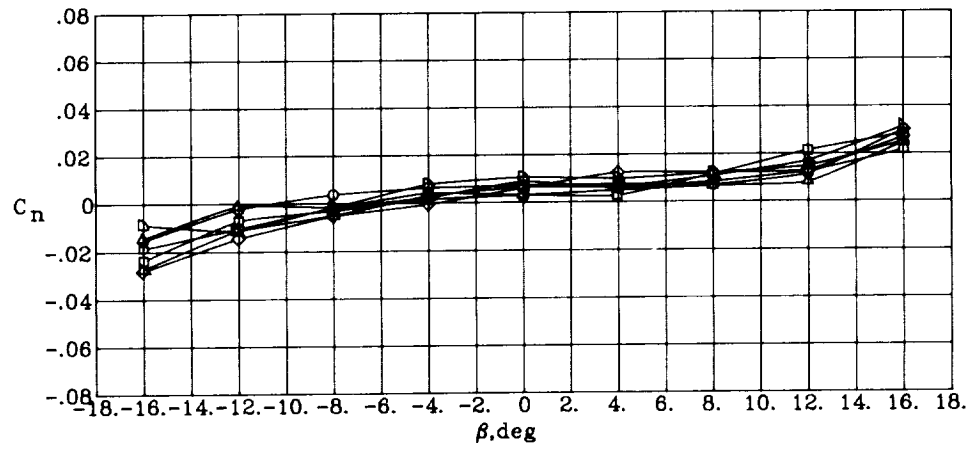
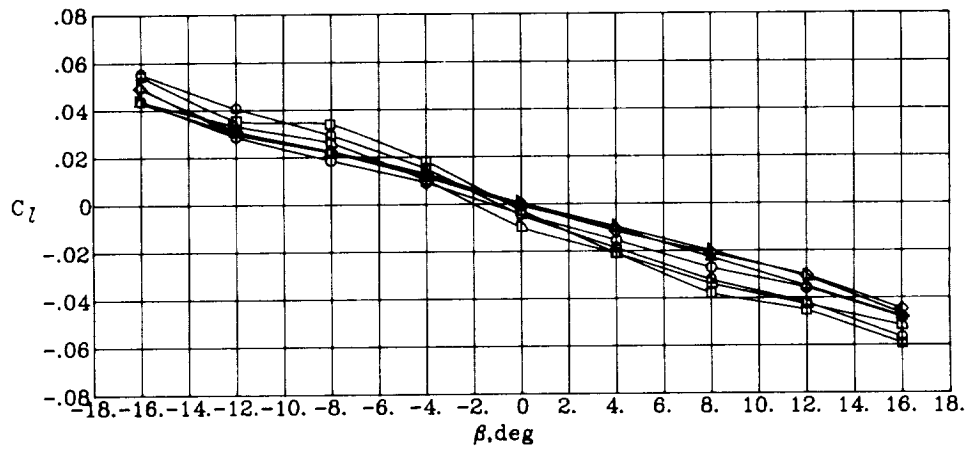
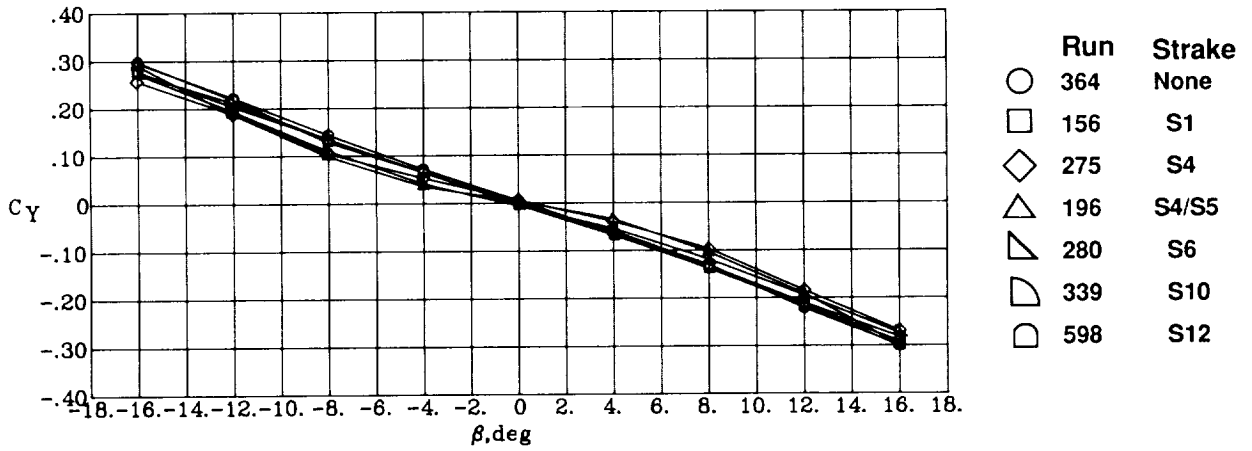


Run	Strake
○	447 None
□	335 S10
◇	342 S7/S10
△	347 S10/S11
▽	348 S11
◐	350 S11/S12
◑	352 S12
◒	459 S14



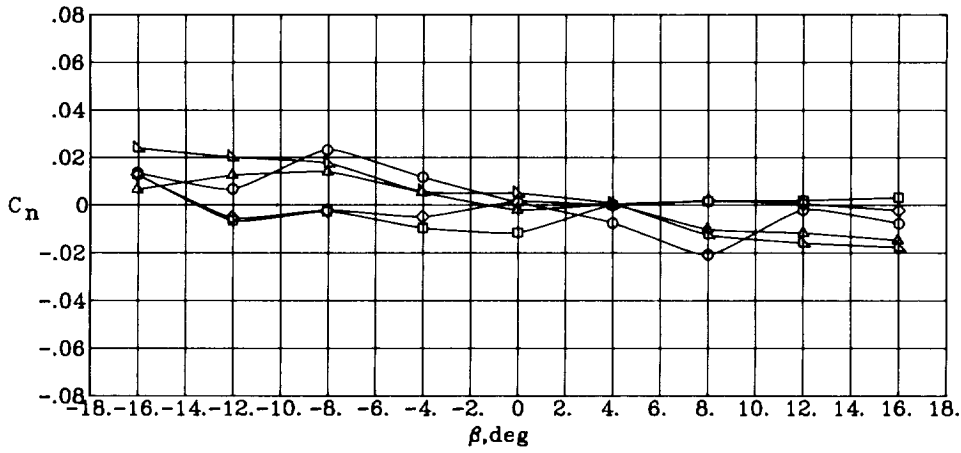
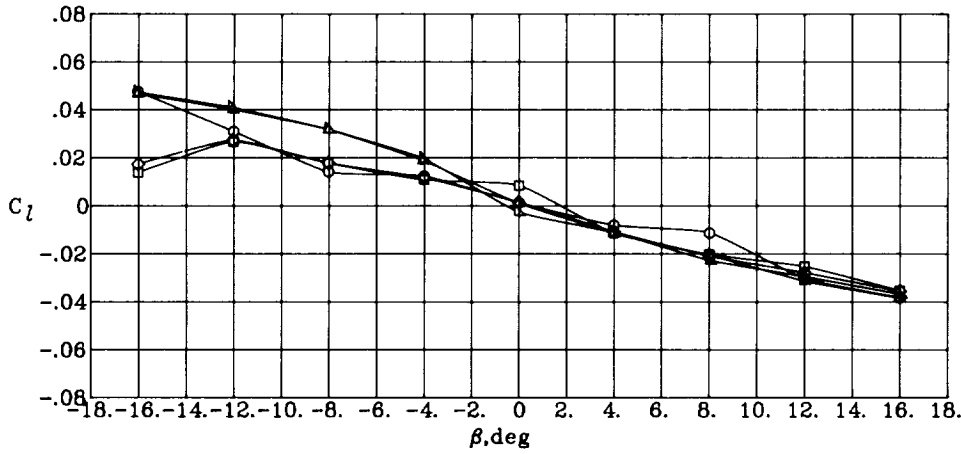
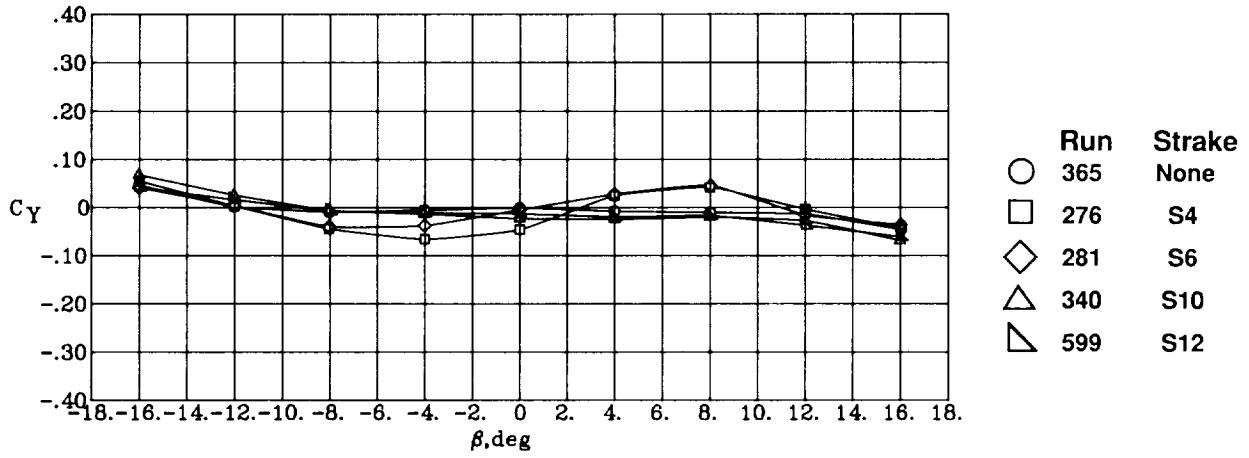
(c) Medium-angle-of-attack range; $\beta = 0^\circ$.

Figure 9. Continued.



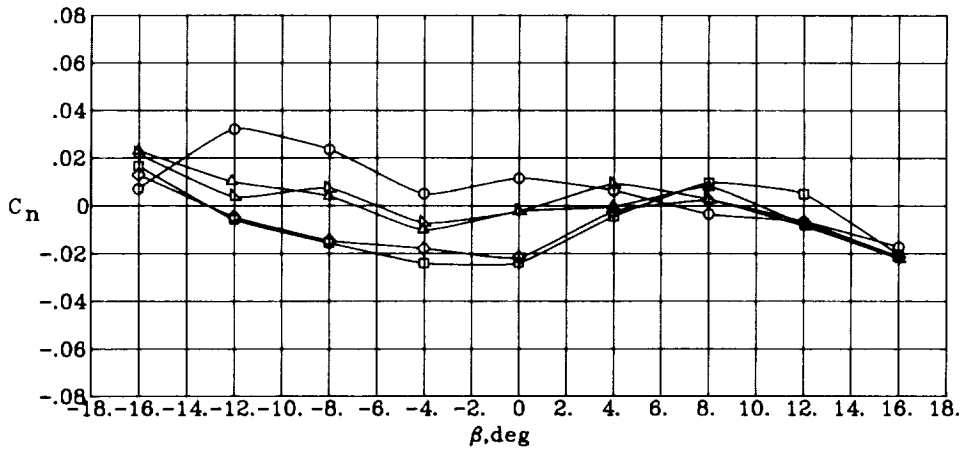
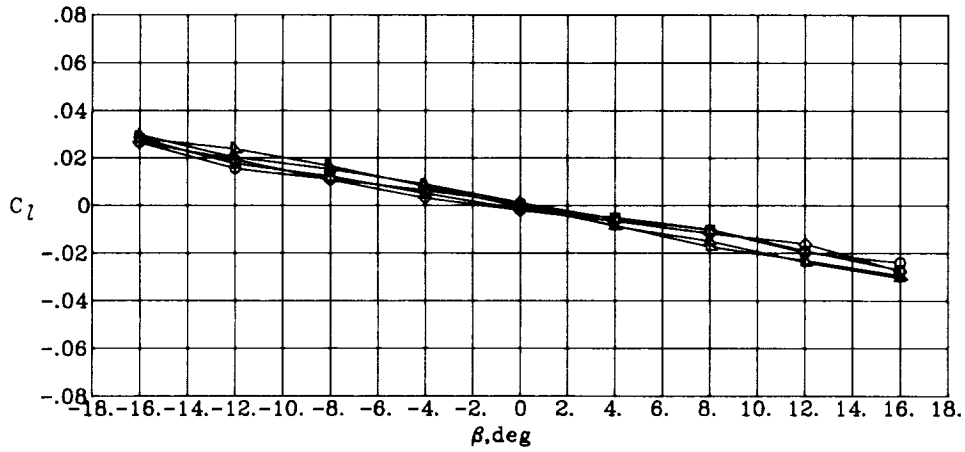
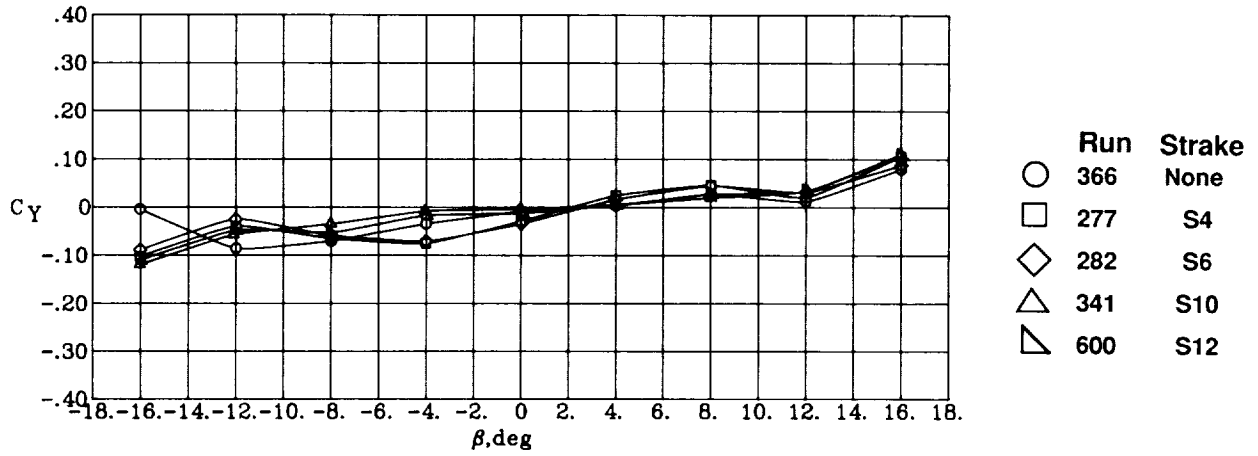
(d) $\alpha = 30^\circ$.

Figure 9. Continued.



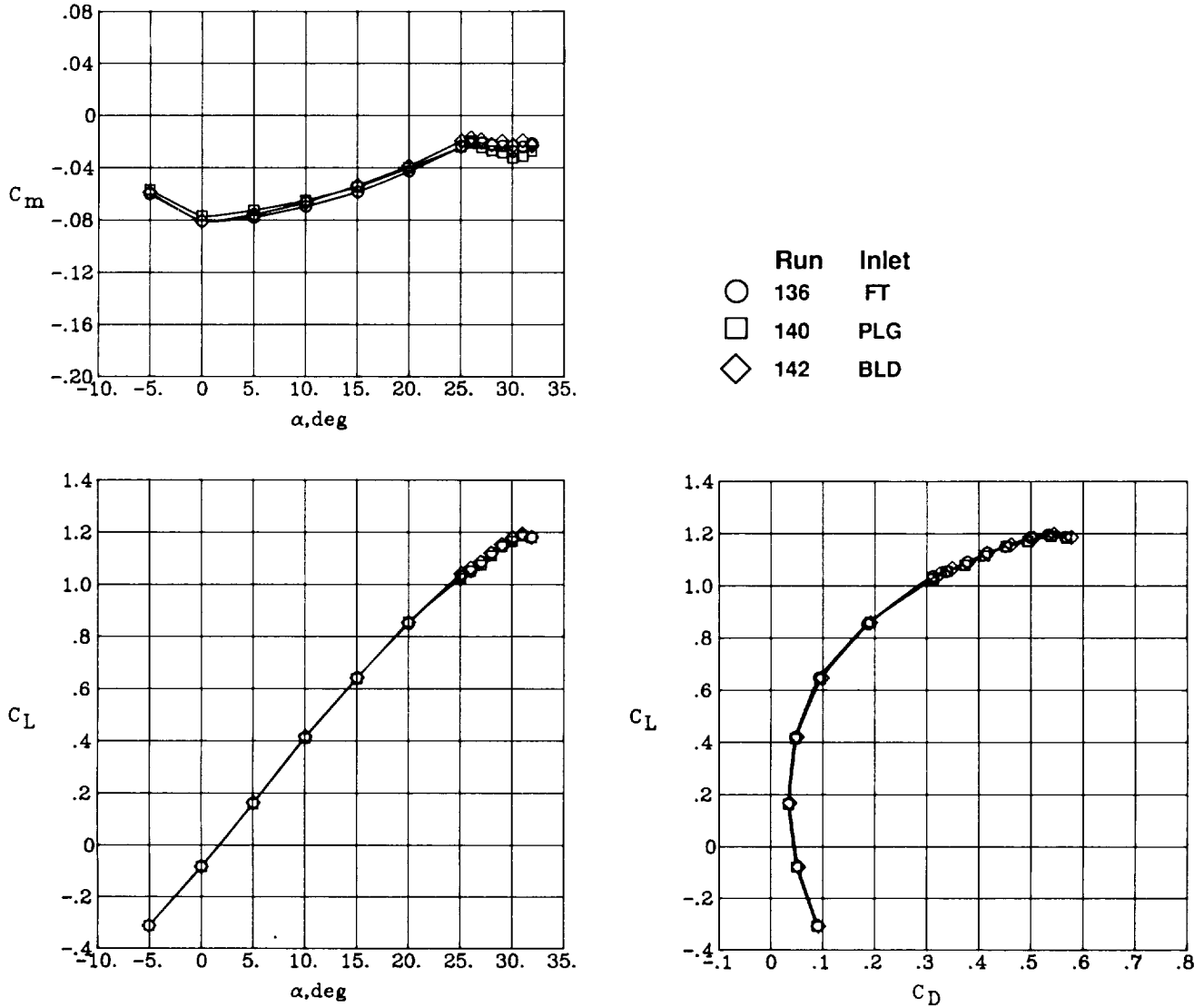
(e) $\alpha = 40^\circ$.

Figure 9. Continued.



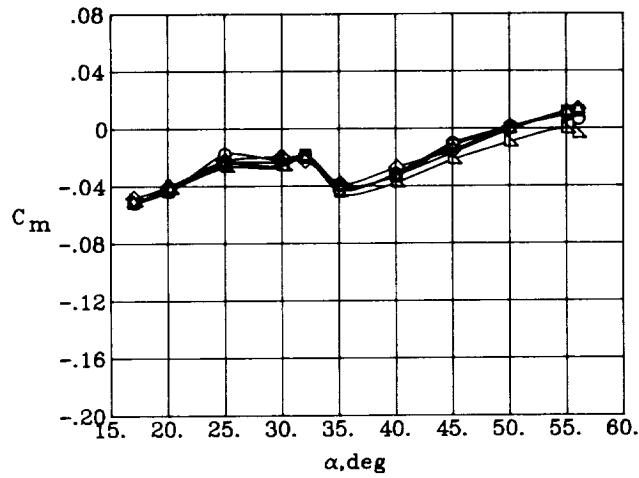
(f) $\alpha = 50^\circ$.

Figure 9. Concluded.

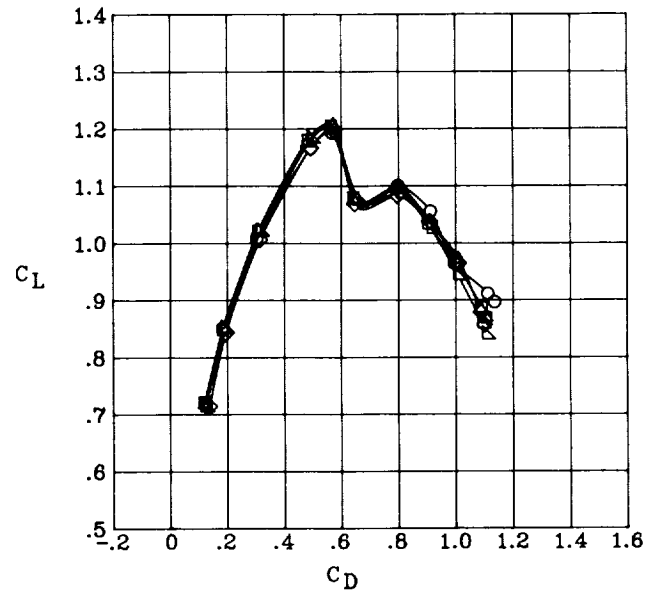
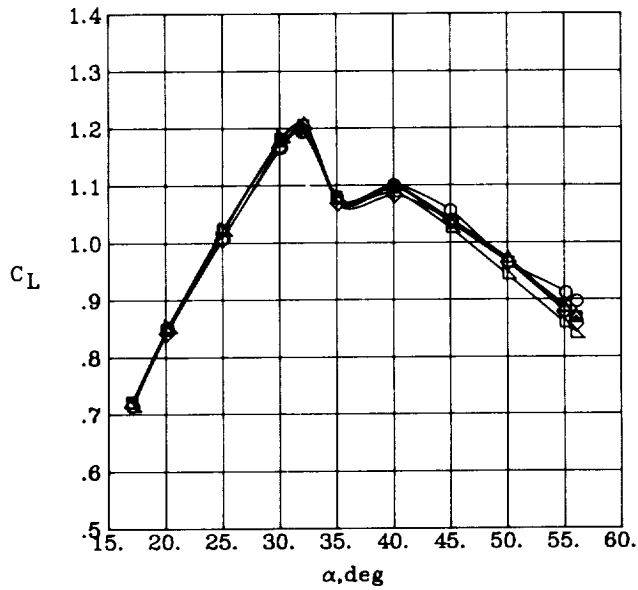


(a) Low-angle-of-attack range; $\beta = 0^\circ$.

Figure 10. Effect of inlet configuration and condition on aerodynamic characteristics. $q_\infty = 60$ psf; $\delta_c = -20^\circ$; $\delta_{f,LE} = 40^\circ/32^\circ$; $\delta_{f,TE} = 0^\circ/0^\circ$; $\delta_R = 0^\circ$; $\delta_{TV} = 0^\circ$; $\delta_{SB} = 0^\circ$; basic nose; no strakes.

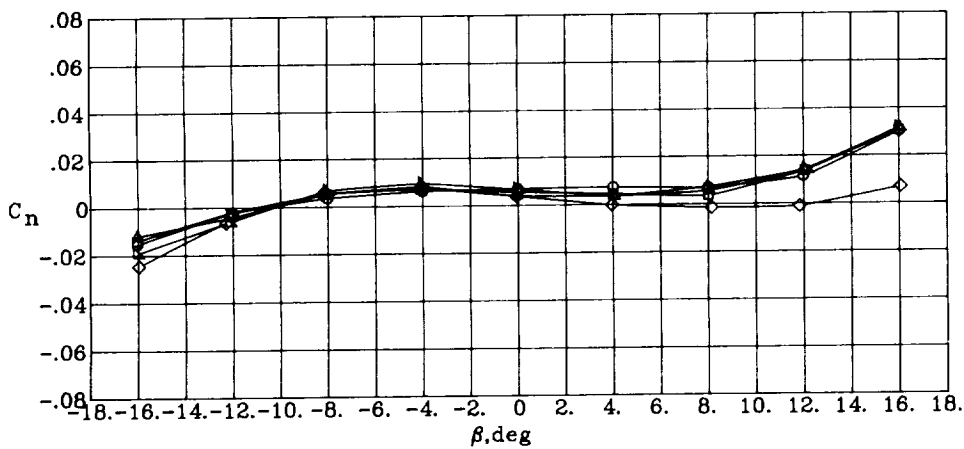
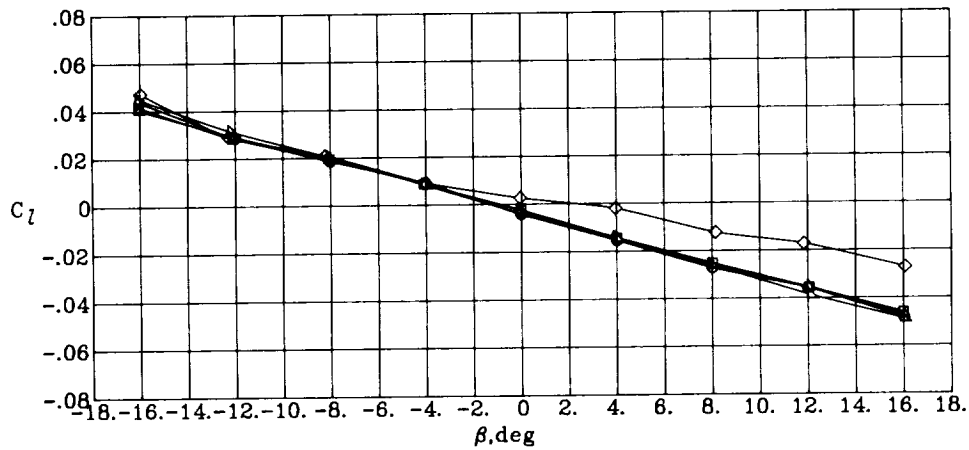
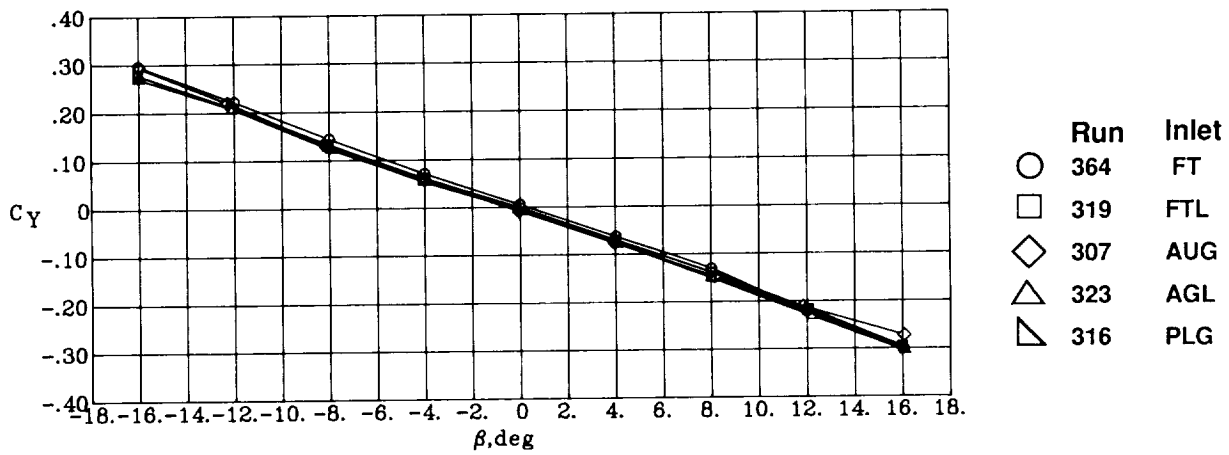


Run	Inlet
○	284 FT
□	318 FTL
◇	300 AUG
△	322 AGL
▽	310 PLG



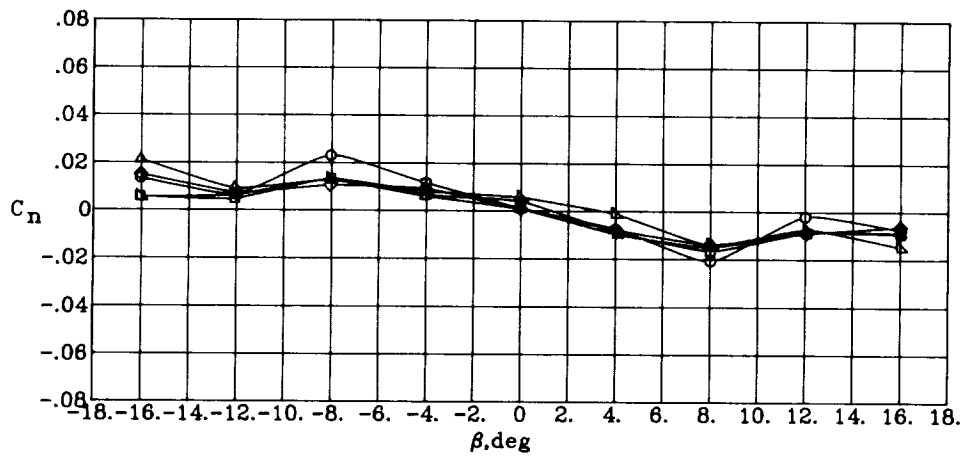
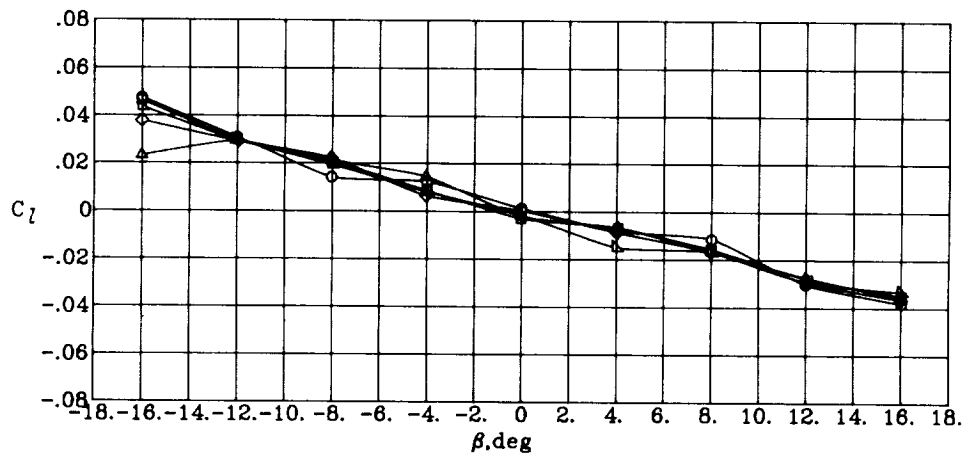
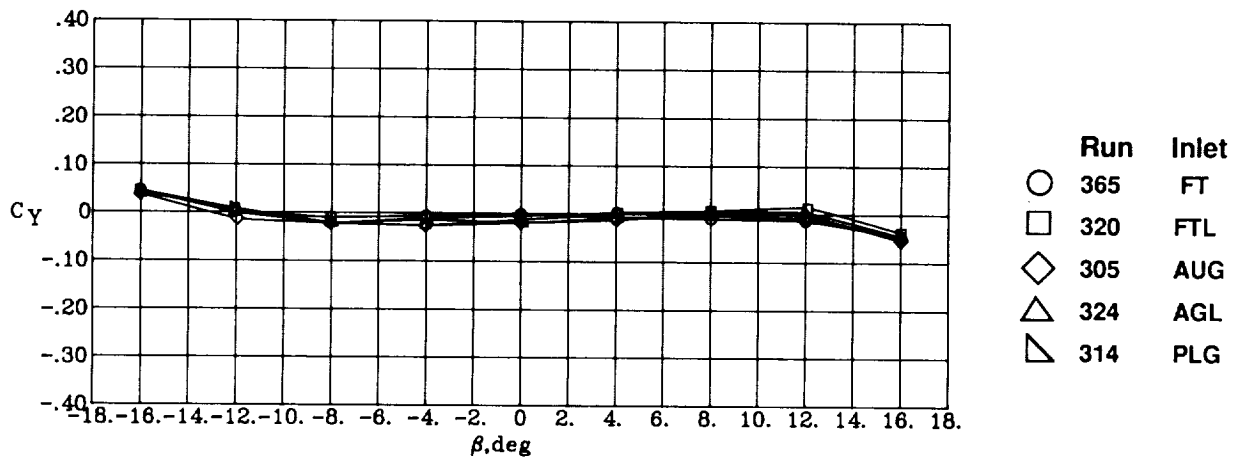
(b) Medium-angle-of-attack range; $\beta = 0^\circ$.

Figure 10. Continued.



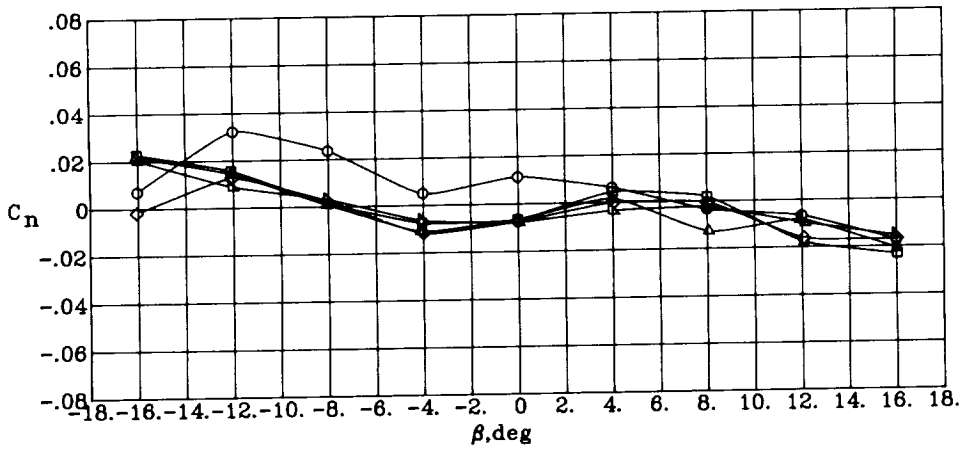
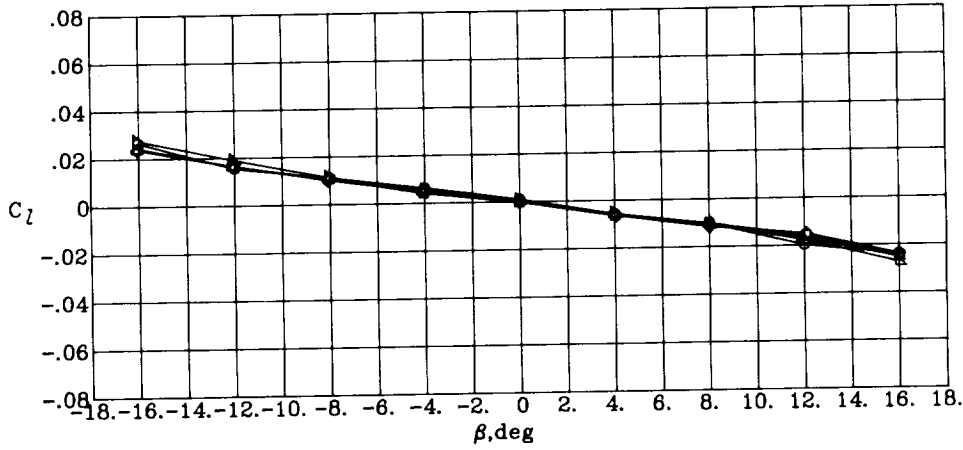
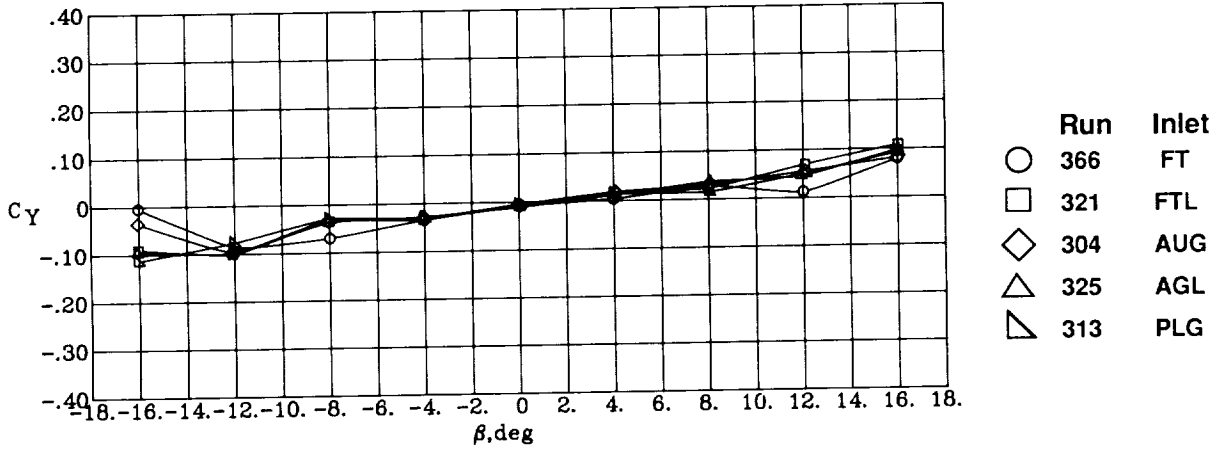
(c) $\alpha = 30^\circ$.

Figure 10. Continued.



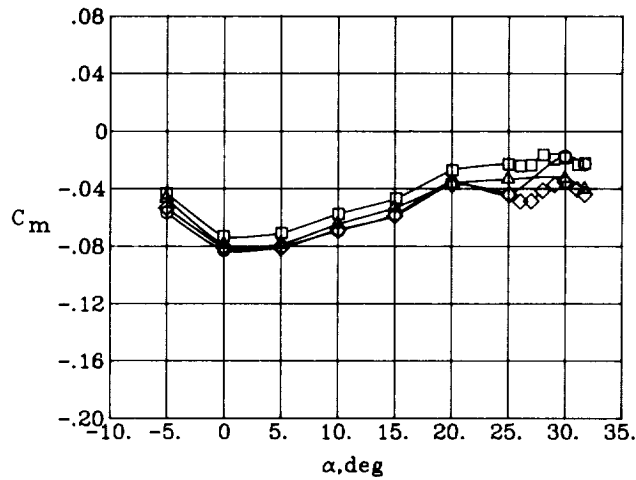
(d) $\alpha = 40^\circ$.

Figure 10. Continued.

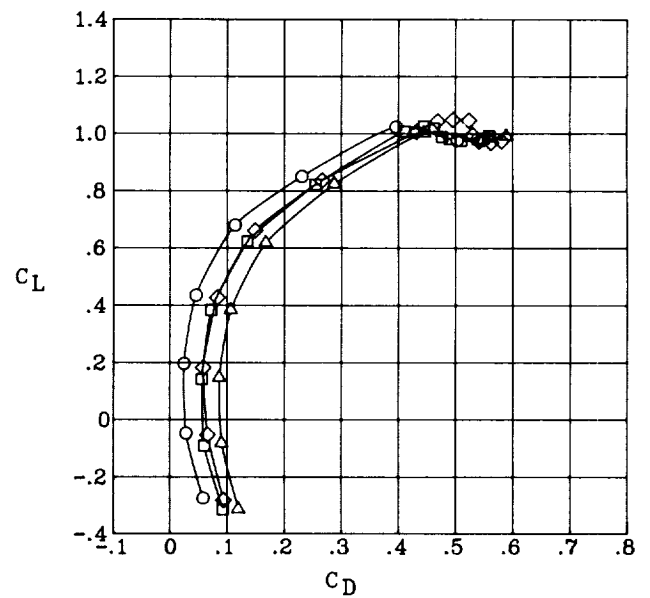
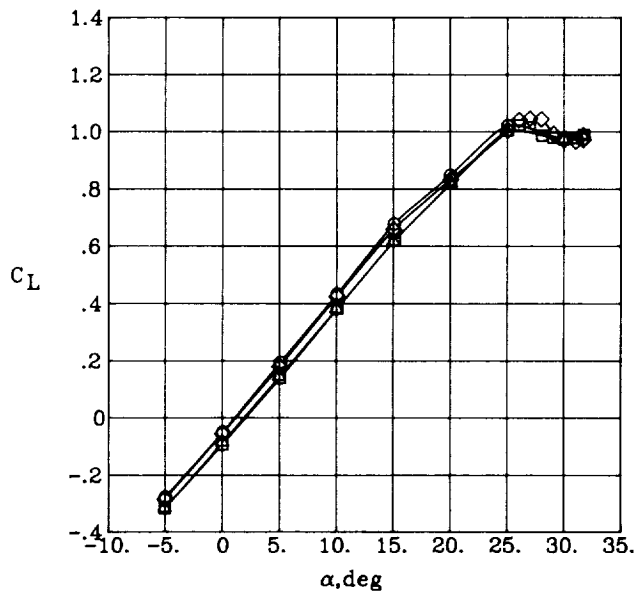


(e) $\alpha = 50^\circ$.

Figure 10. Concluded.

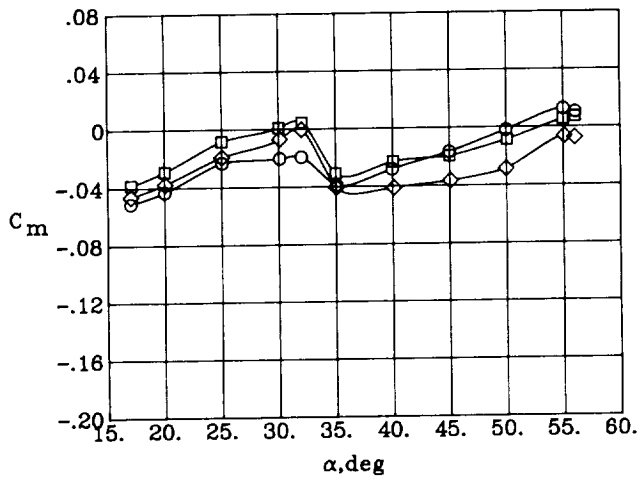


Run	δ_{SB} , deg	δ_{TV} , deg
○ 174	0	0
□ 176	50	0
◇ 180	0	50
△ 178	50	50

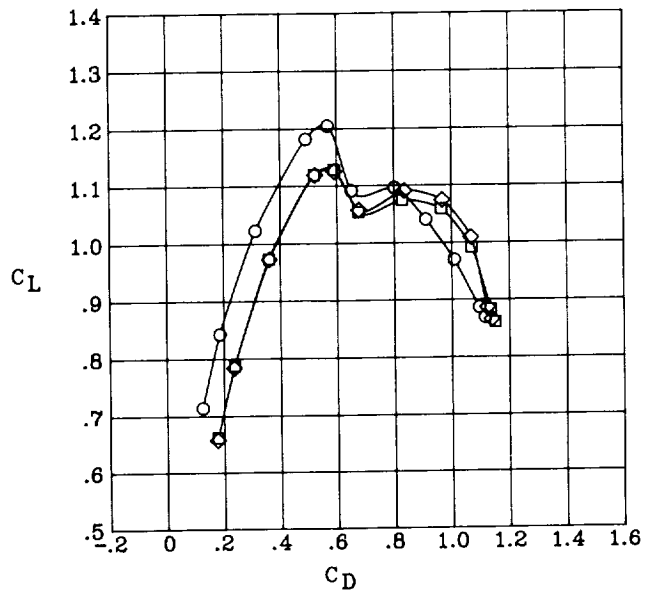
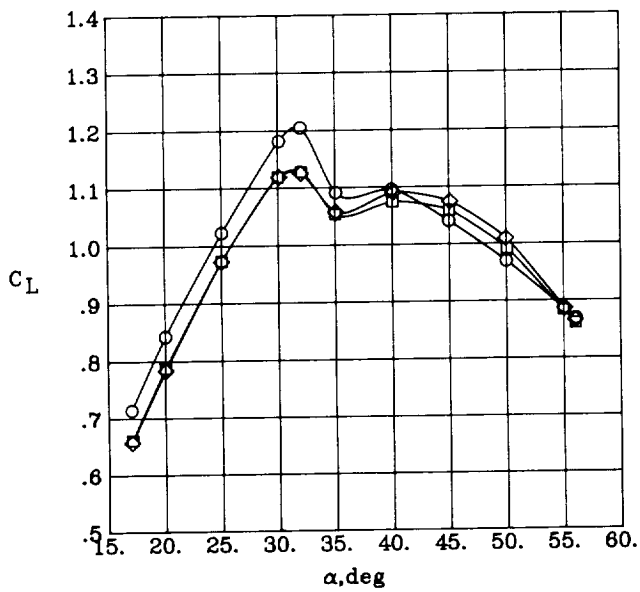


(a) Low-angle-of-attack range; $\beta = 0^\circ$; $\delta_{f,LE} = 0^\circ/0^\circ$.

Figure 11. Effect of speed brake and thrust-vectoring-paddle deflection on aerodynamic characteristics. $q_\infty = 60$ psf; $\delta_c = -20^\circ$; $\delta_{f,TE} = 0^\circ/0^\circ$; $\delta_R = 0^\circ$; flow-through inlet; basic nose; no strakes.



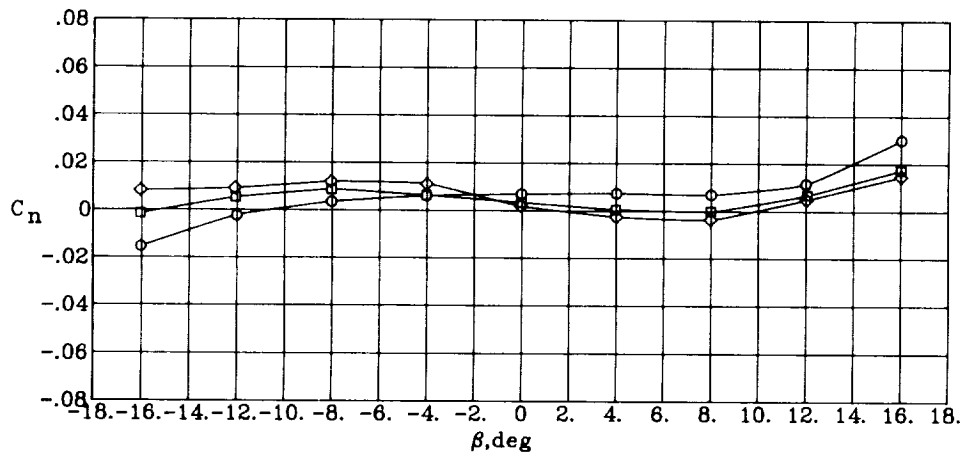
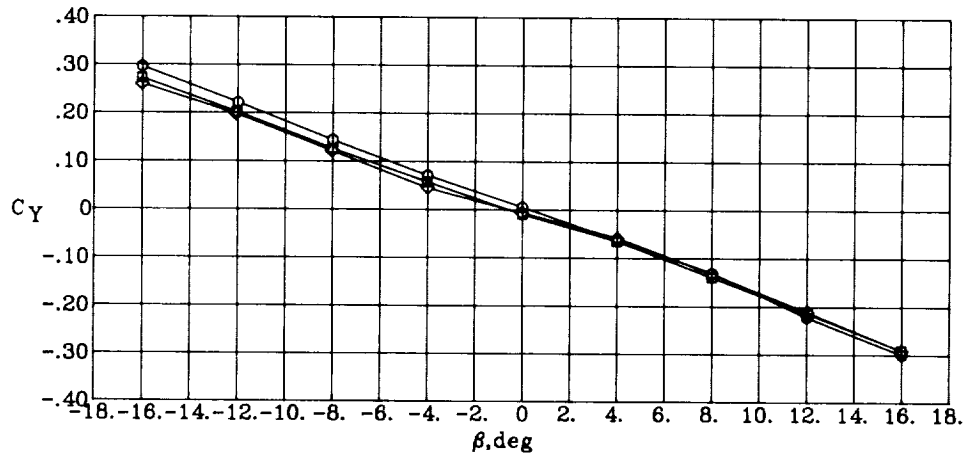
	Run	δ_{SB}, deg	δ_{TV}, deg
○	362	0	0
□	465	50	0
◇	469	50	50



(b) Medium-angle-of-attack range; $\beta = 0^\circ$; $\delta_{f,LE} = 40^\circ/32^\circ$.

Figure 11. Continued.

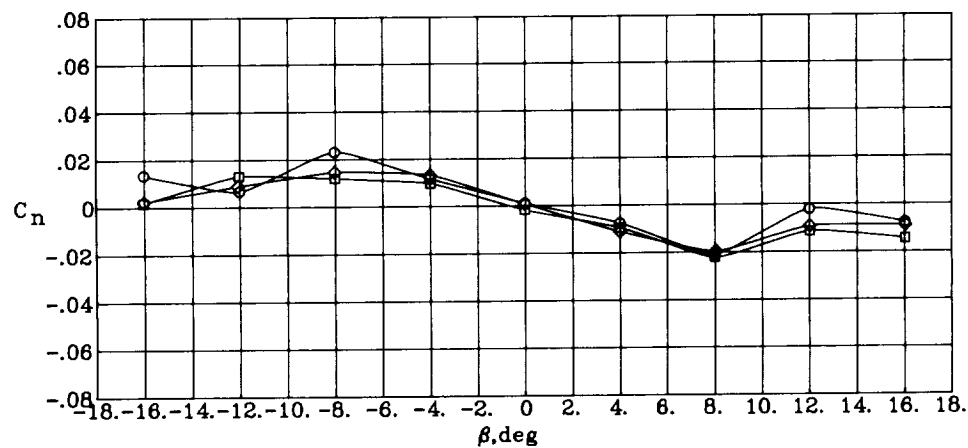
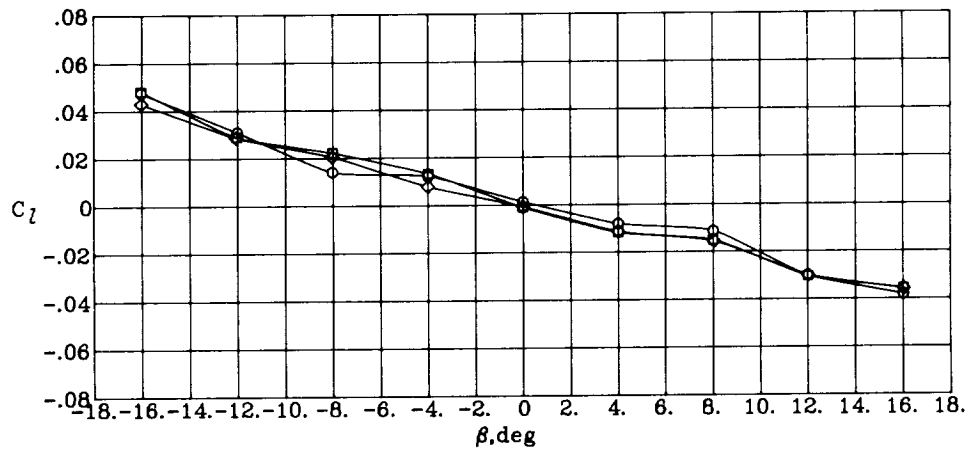
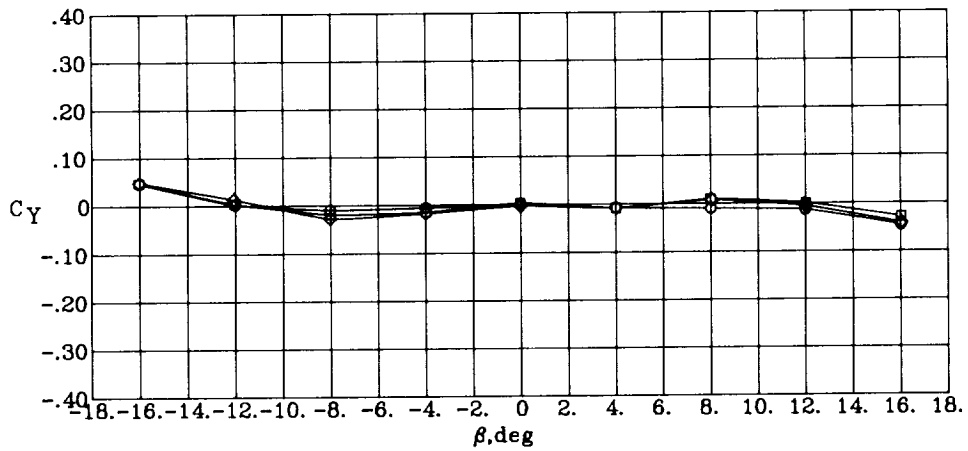
	Run	δ_{SB}, deg	δ_{TV}, deg
○	364	0	0
□	466	50	0
◇	470	50	50



(c) $\alpha = 30^\circ$; $\delta_{f,LE} = 40^\circ/32^\circ$.

Figure 11. Continued.

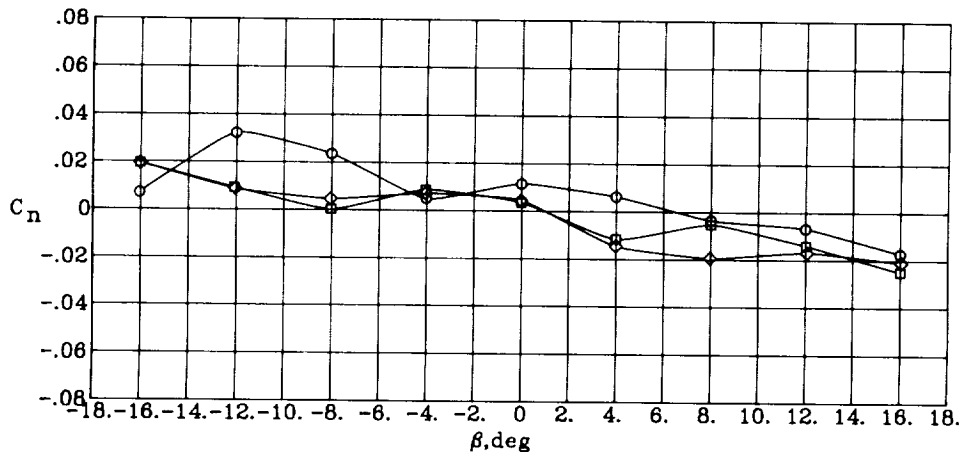
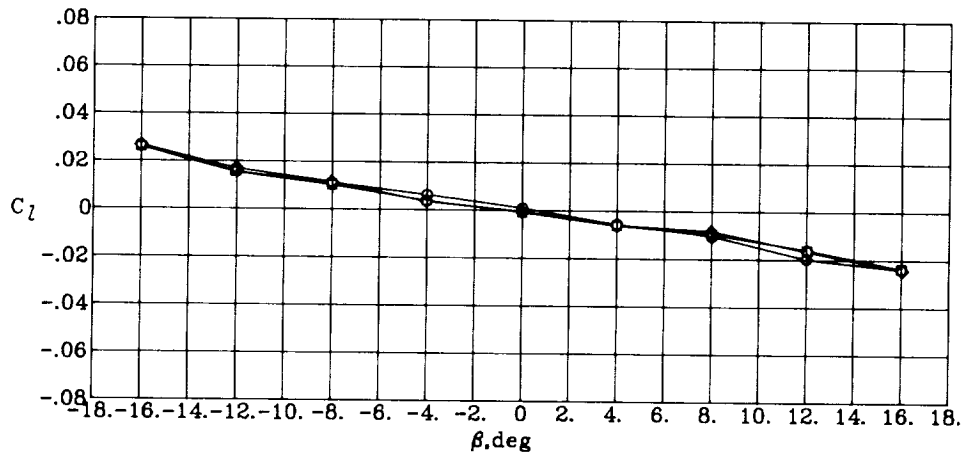
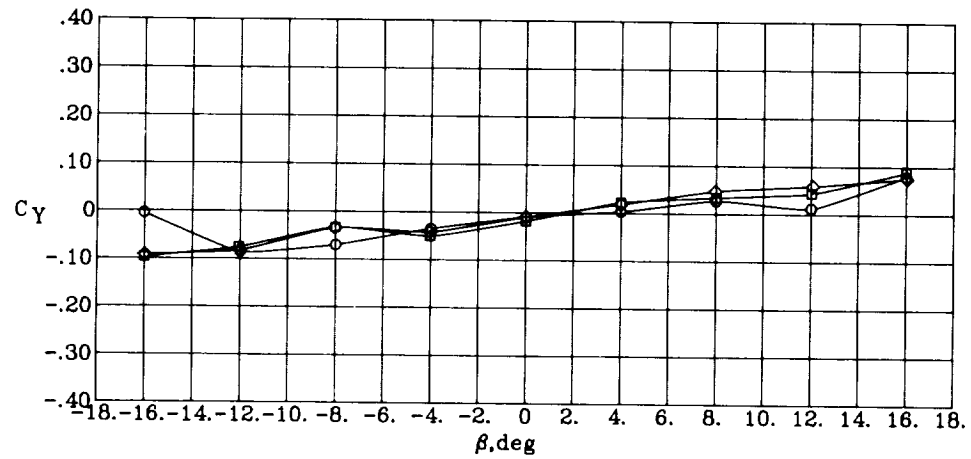
Run	δ_{SB} , deg	δ_{TV} , deg
○ 365	0	0
□ 467	50	0
◇ 471	50	50



(d) $\alpha = 40^\circ$; $\delta_{f,LE} = 40^\circ/32^\circ$.

Figure 11. Continued.

Run	δ_{SB}, deg	δ_{TV}, deg
○ 366	0	0
□ 468	50	0
◇ 472	50	50



(c) $\alpha = 50^\circ$; $\delta_{f,LE} = 40^\circ/32^\circ$.

Figure 11. Concluded.

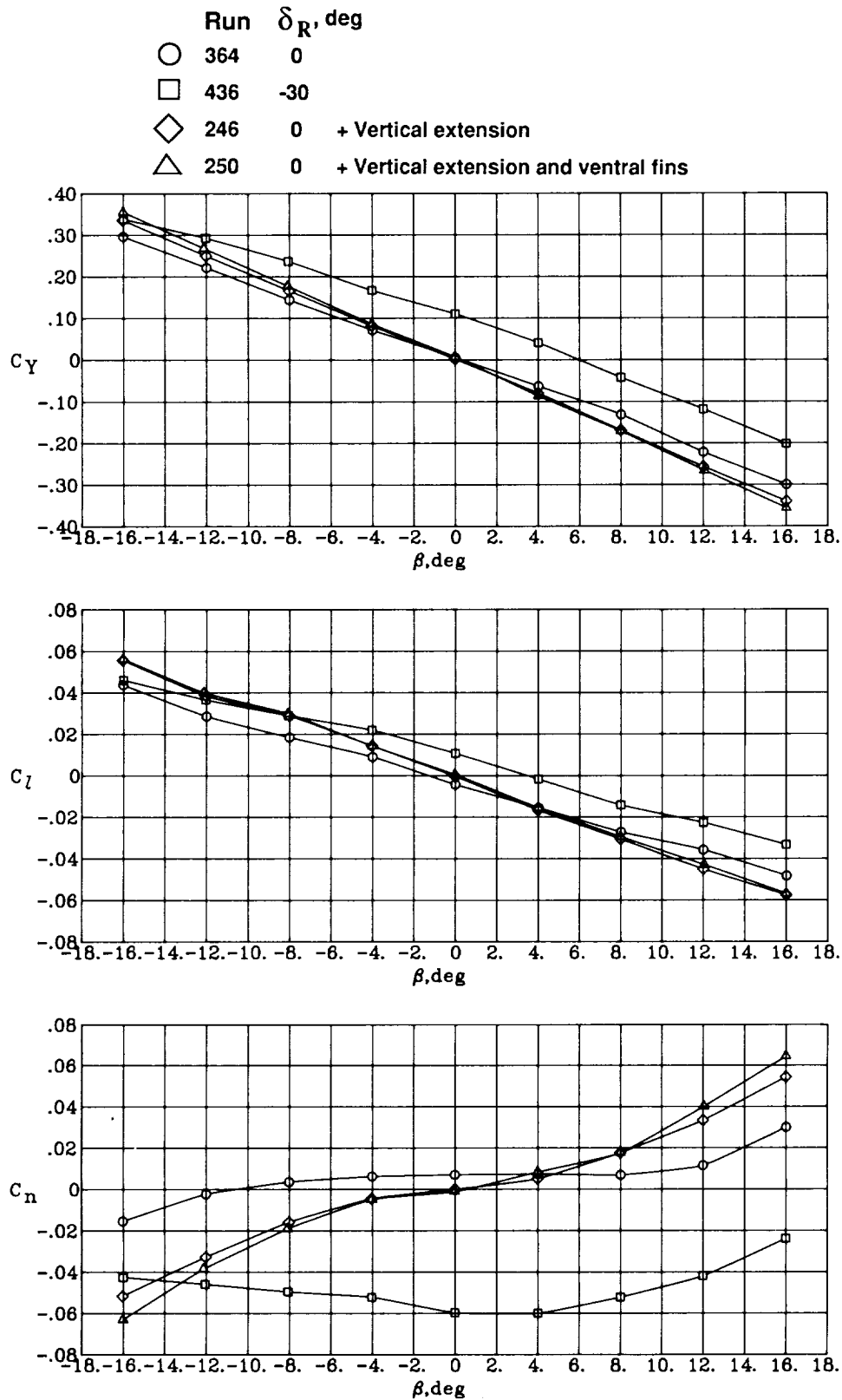
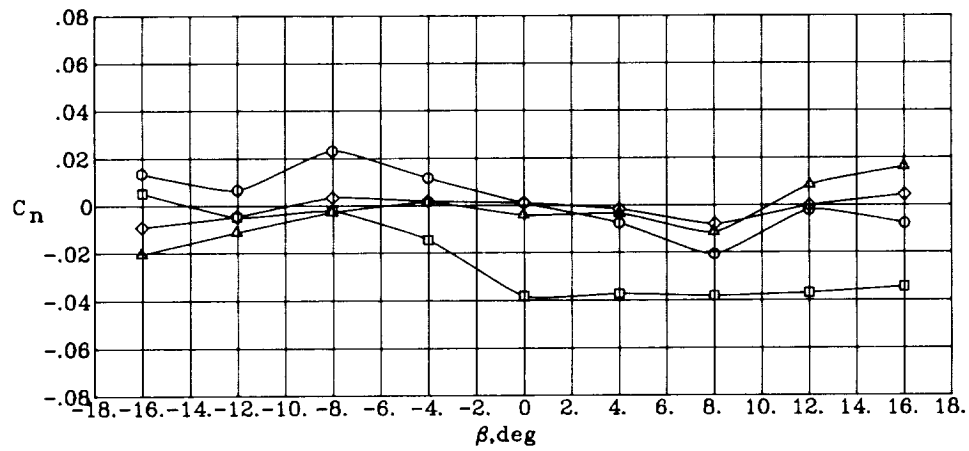
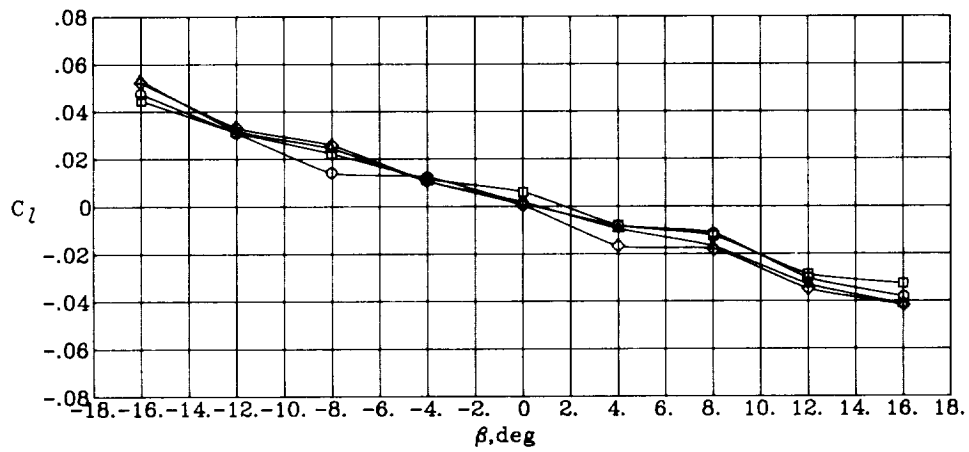
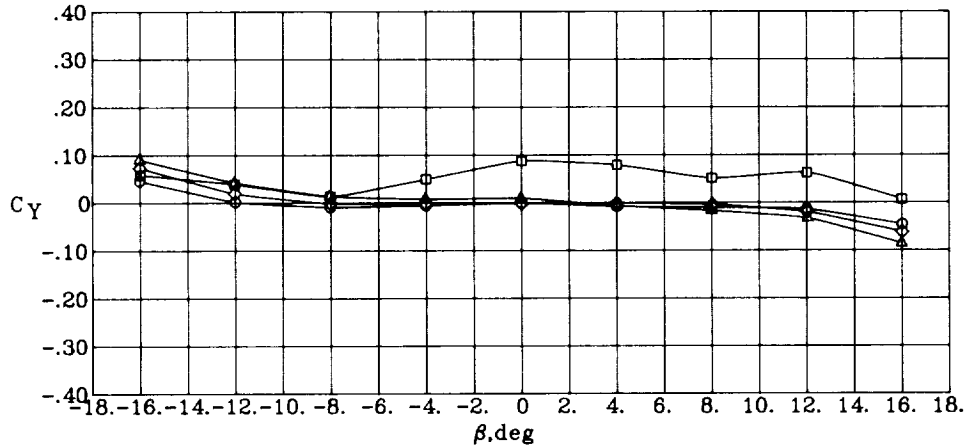


Figure 12. Effect of enlarged vertical tail, ventral fins, and rudder deflection on aerodynamic characteristics. $q_\infty = 60$ psf; $\delta_c = -20^\circ$; $\delta_{f,LE} = 40^\circ/32^\circ$; $\delta_{f,TE} = 0^\circ/0^\circ$; $\delta_{TV} = 0^\circ$; $\delta_{SB} = 0^\circ$; flow-through inlet; basic nose; no strakes.

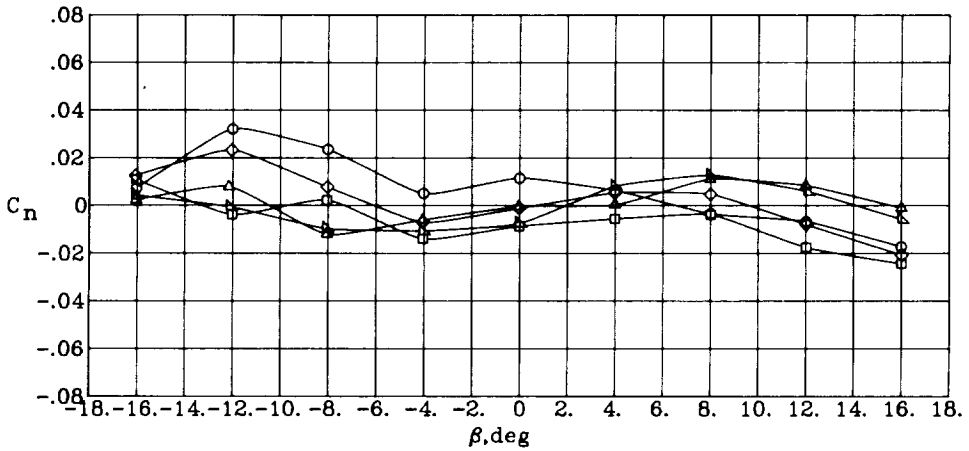
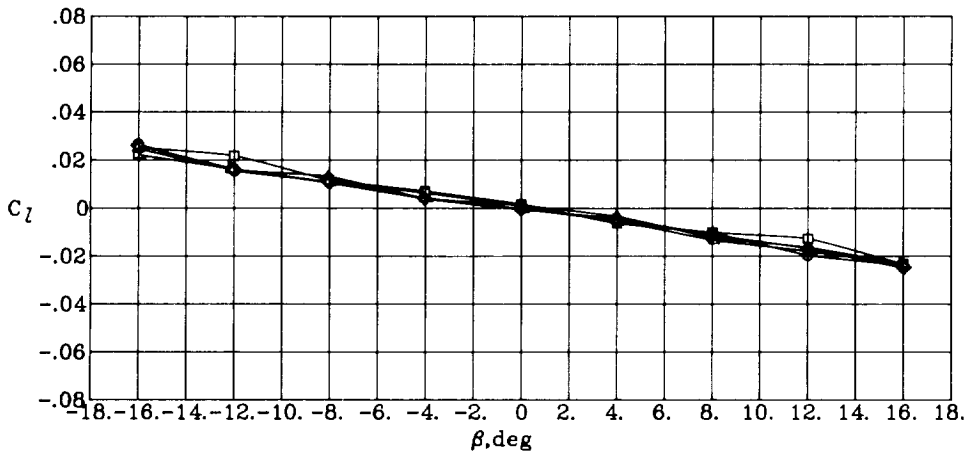
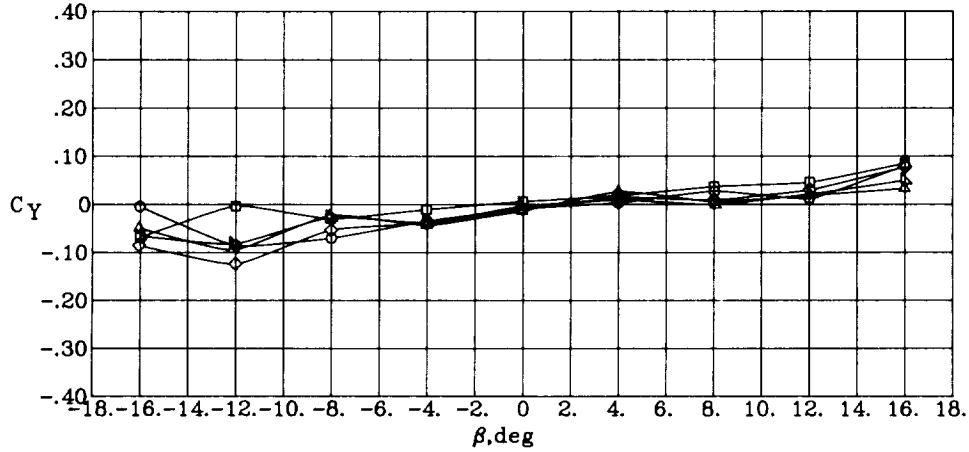
Run	δ_R , deg	
○	365	0
□	437	-30
◇	247	0 + Vertical extension
△	251	0 + Vertical extension and ventral fins



(b) $\alpha = 40^\circ$.

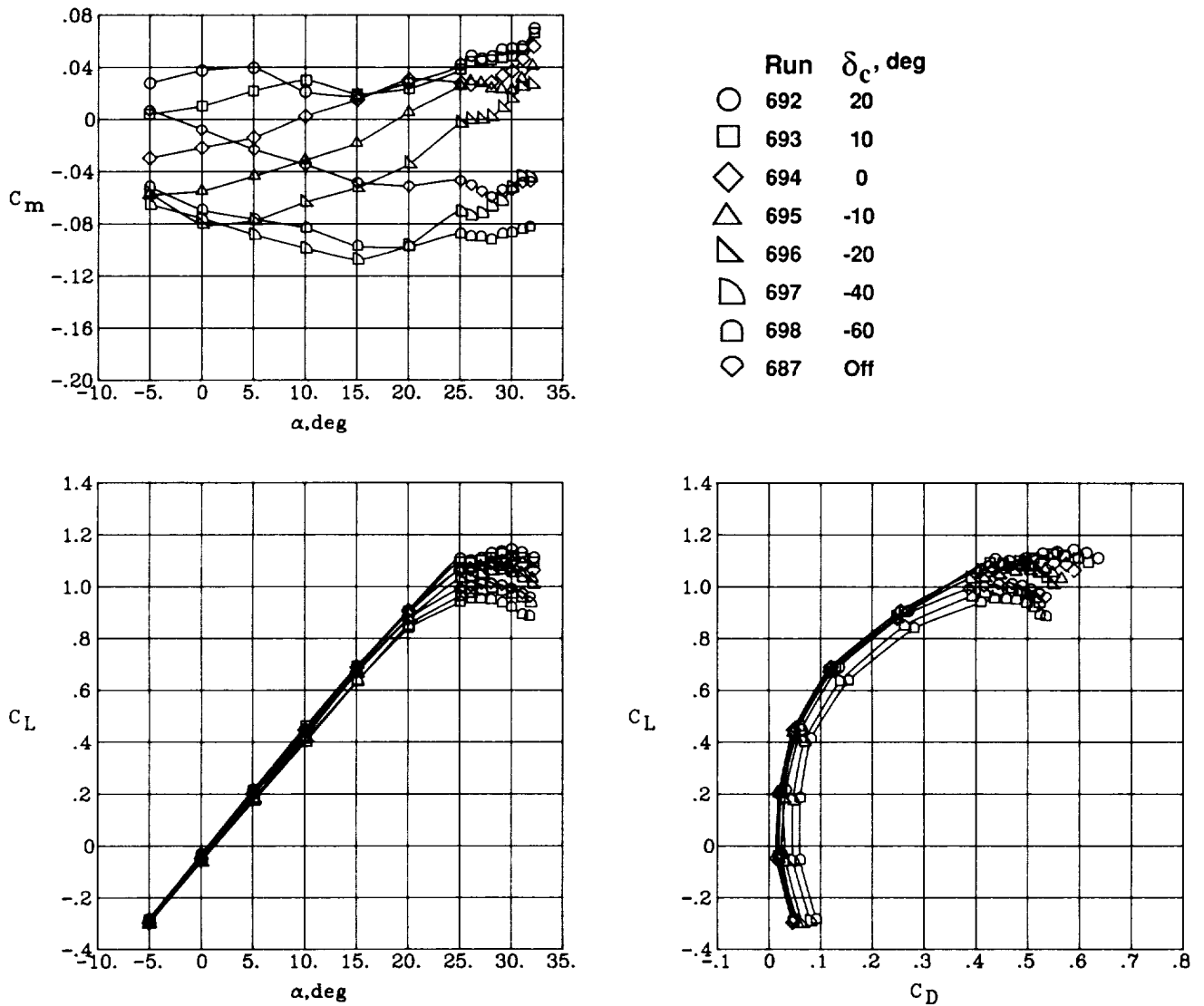
Figure 12. Continued.

- | Run | δ_R , deg | |
|-----|------------------|---|
| ○ | 366 | 0 |
| □ | 438 | -30 |
| ◇ | 248 | 0 + Vertical extension |
| △ | 252 | 0 + Vertical extension and ventral fins |
| ▽ | 253 | 0 + Ventral fins |



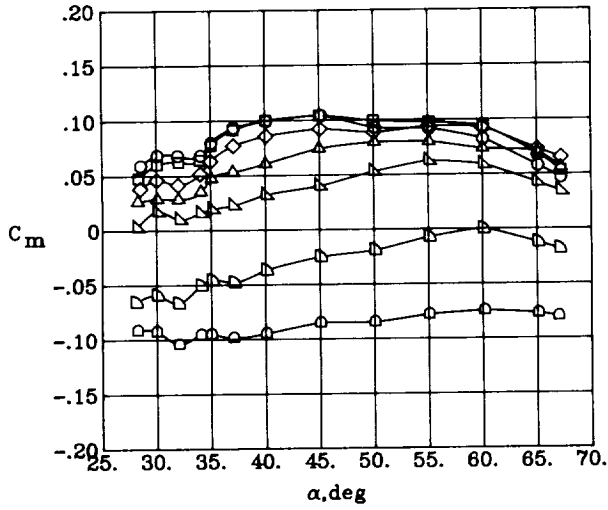
(c) $\alpha = 50^\circ$.

Figure 12. Concluded.

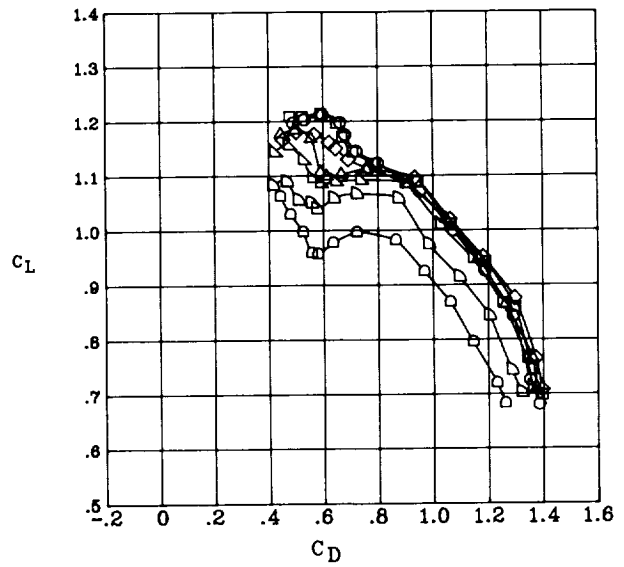
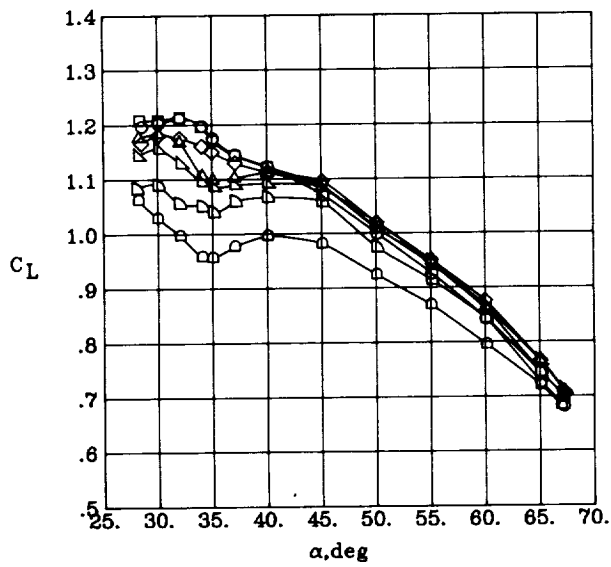


(a) Low-angle-of-attack range; $\beta = 0^\circ$; $\delta_{f,LE} = 0^\circ/0^\circ$.

Figure 13. Combined effect of N6 boom and S12 strake configuration on aerodynamic characteristics. $q_\infty = 60$ psf; $\delta_{f,TE} = 0^\circ/0^\circ$; $\delta_R = 0^\circ$; $\delta_{TV} = 0^\circ$; $\delta_{SB} = 0^\circ$; flow-through inlet.

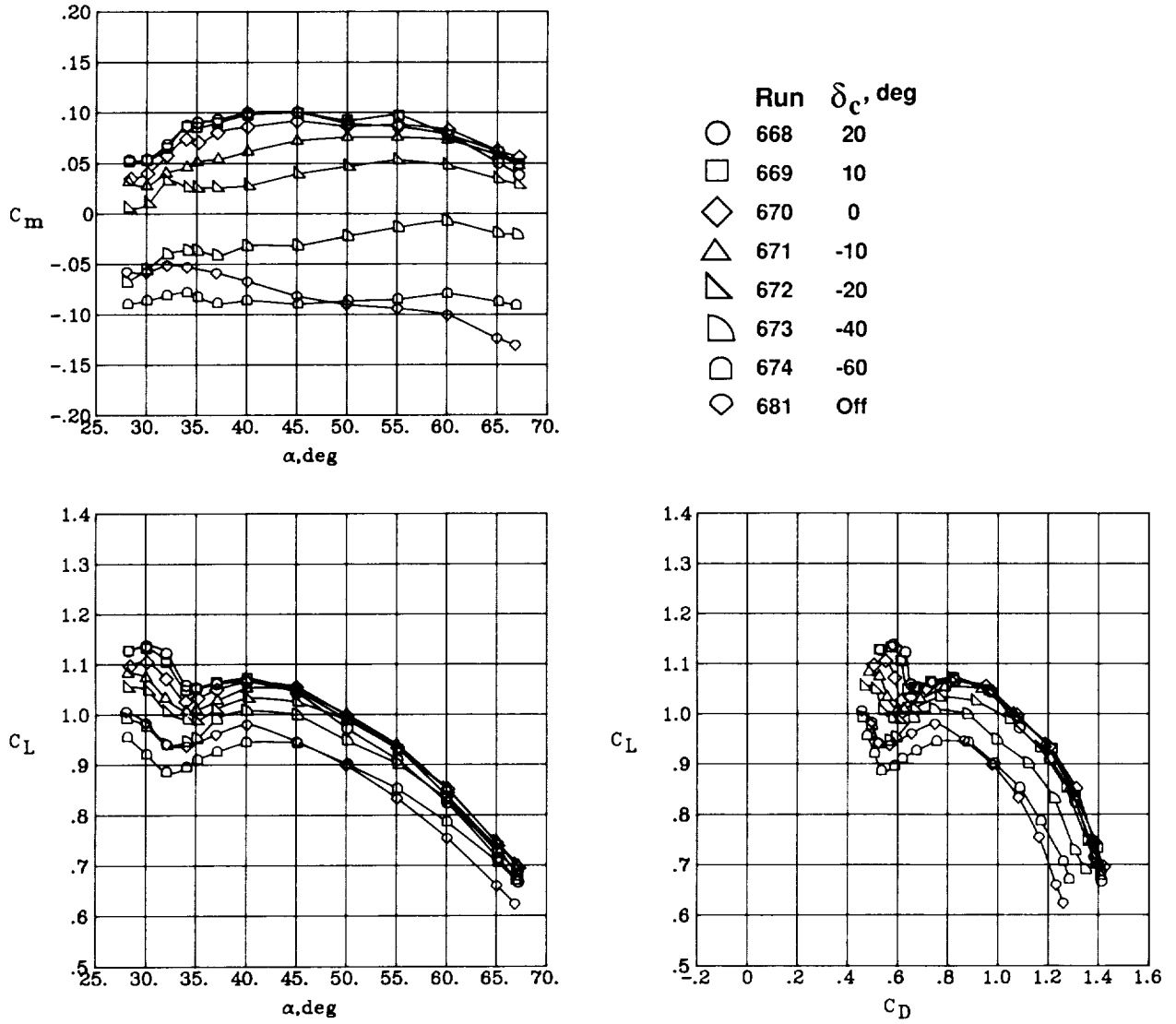


Run	δ_c , deg
○	624 20
□	623 10
◇	622 0
△	625 -10
▽	614 -20
◐	620 -40
◑	621 -60



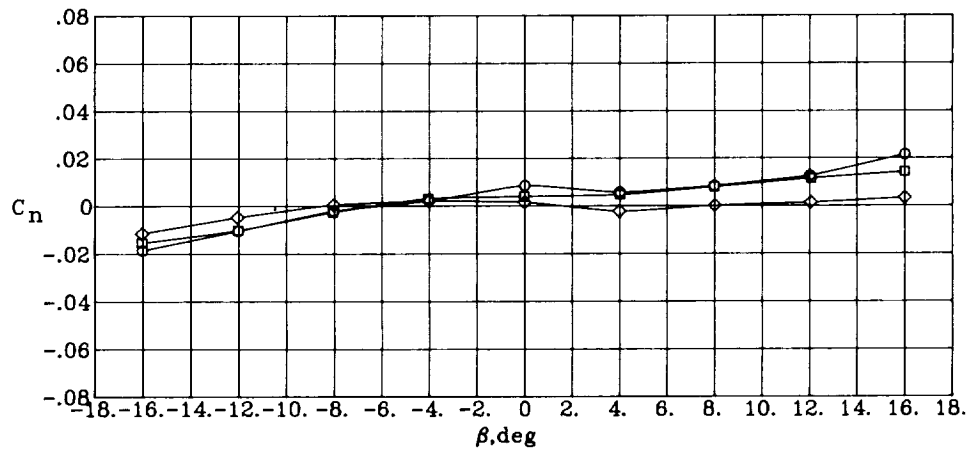
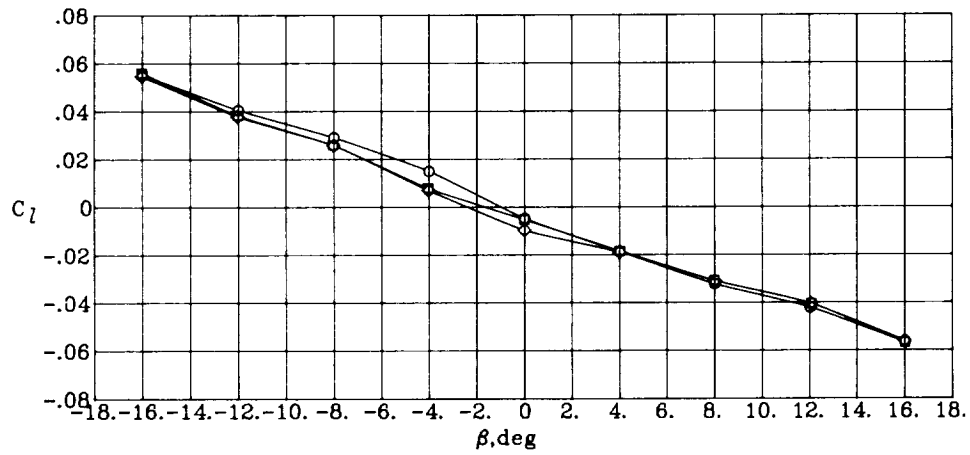
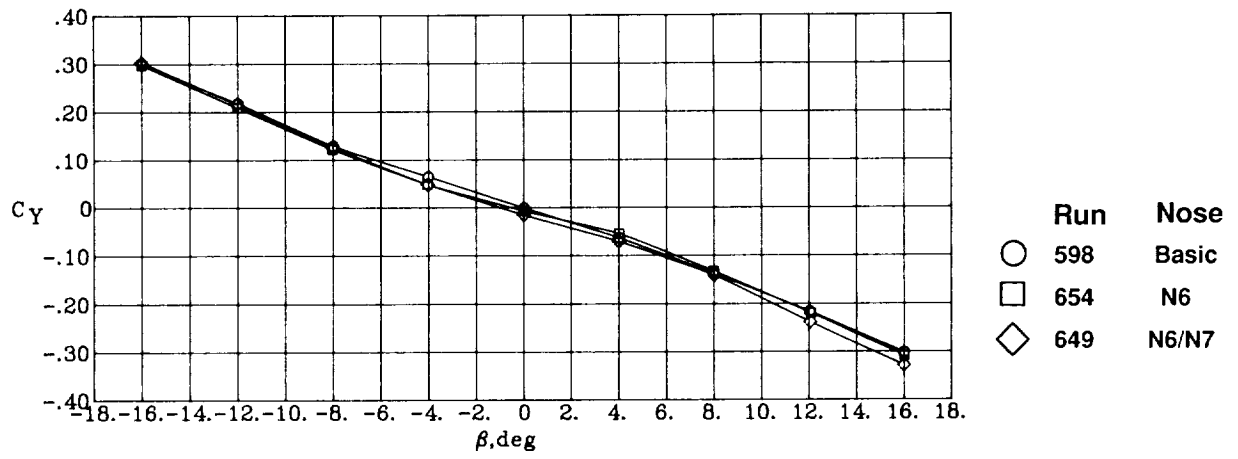
(b) Medium-angle-of-attack range; $\beta = 0^\circ$; $\delta_{f,LE} = 40^\circ/32^\circ$.

Figure 13. Continued.



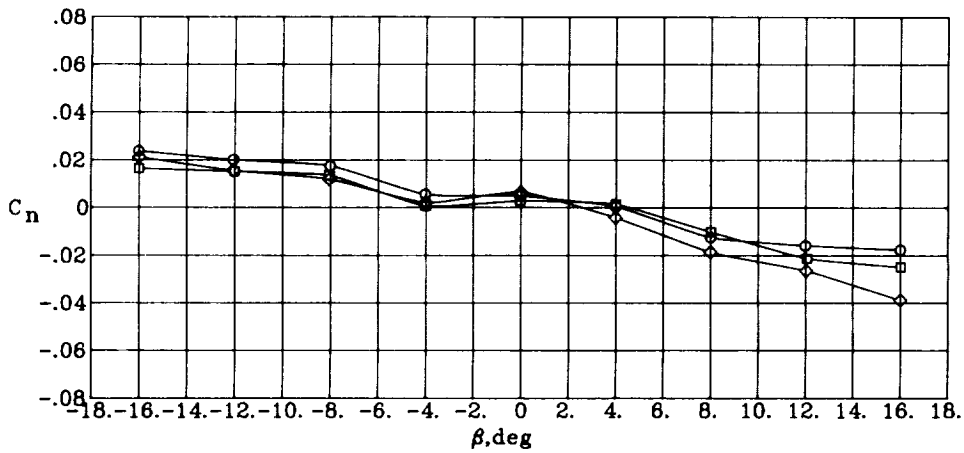
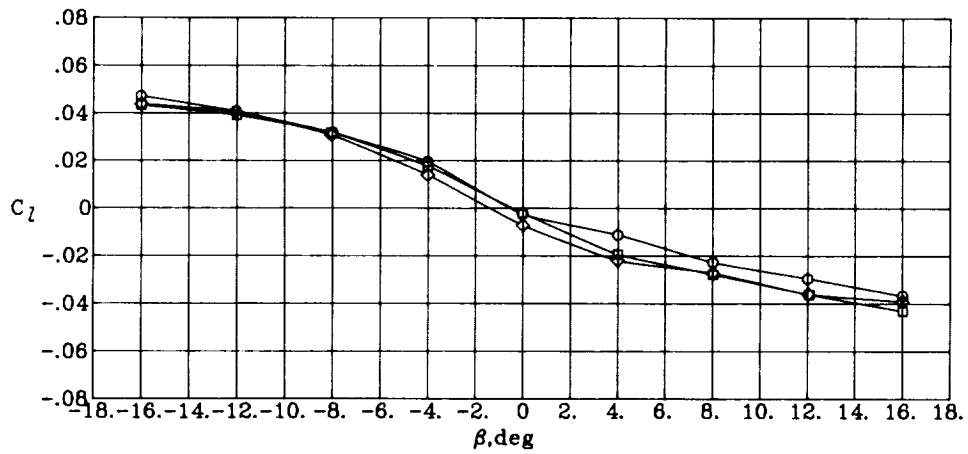
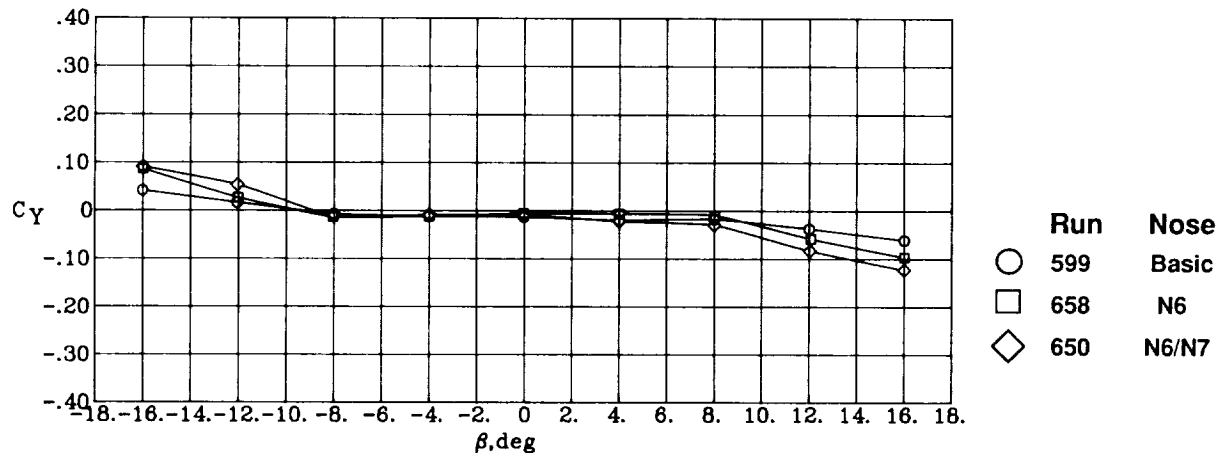
(c) High-angle-of-attack range; $\beta = 0^\circ$; $\delta_{f,LE} = 0^\circ/0^\circ$.

Figure 13. Continued.



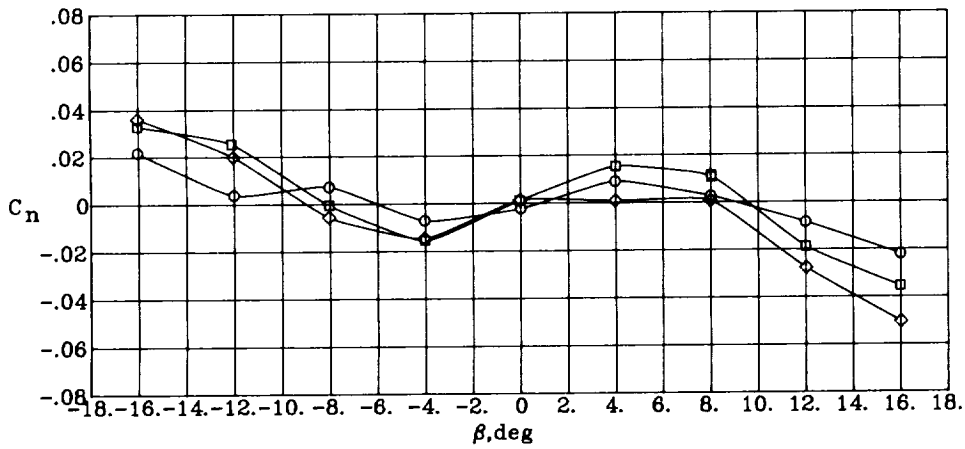
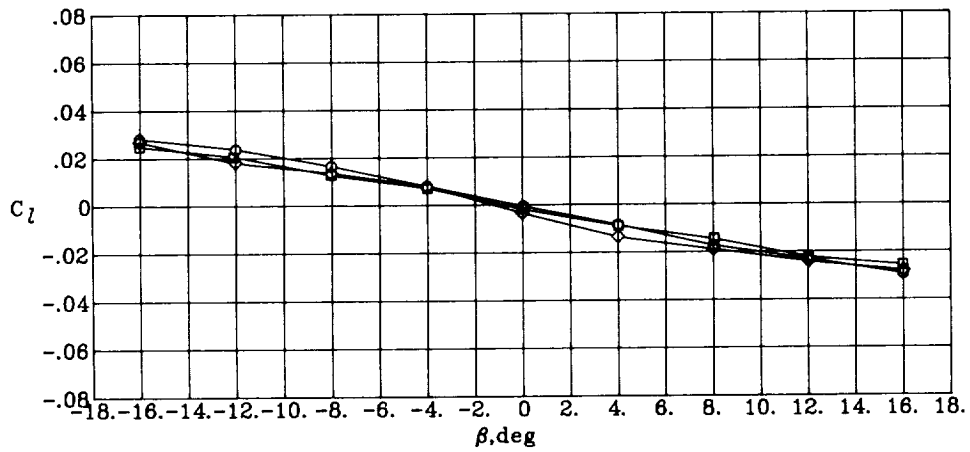
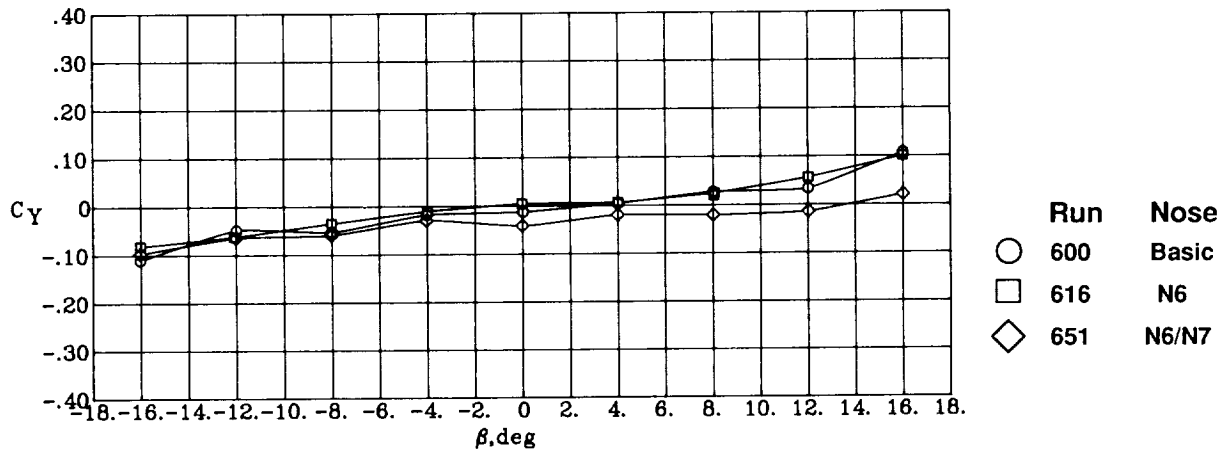
(d) $\alpha = 30^\circ$; $\delta_c = -20^\circ$; $\delta_{f,LE} = 40^\circ/32^\circ$.

Figure 13. Continued.



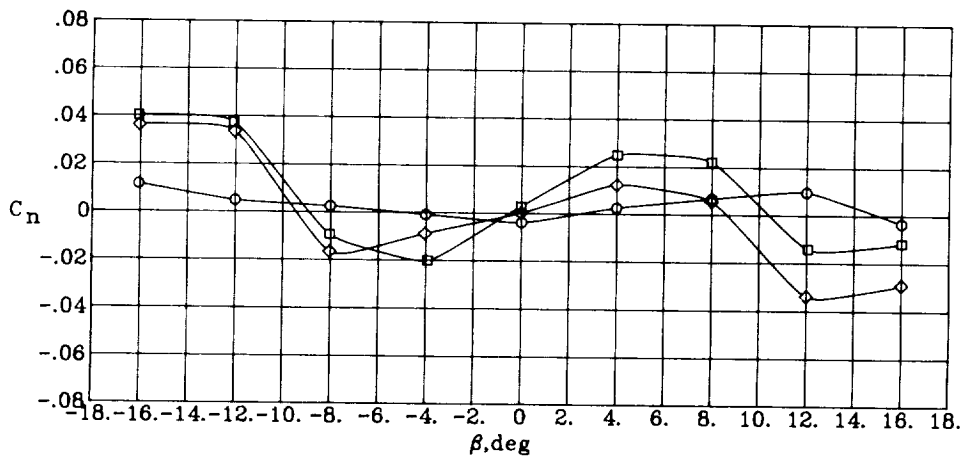
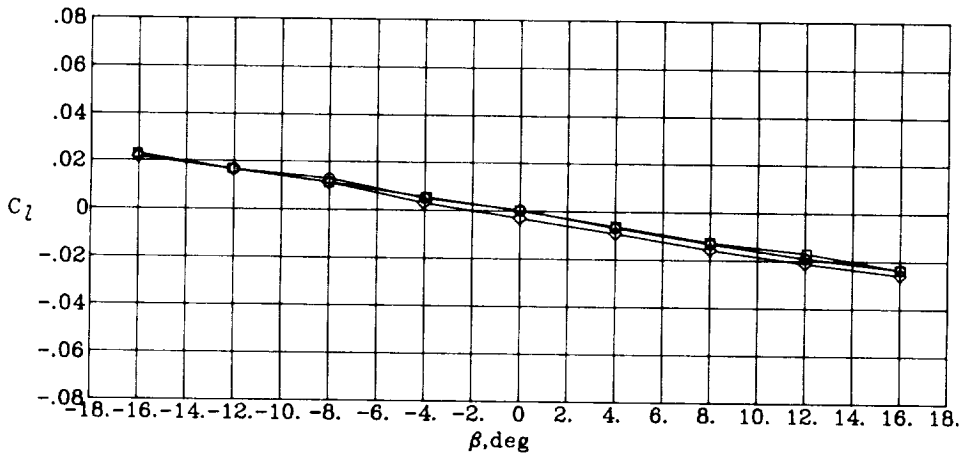
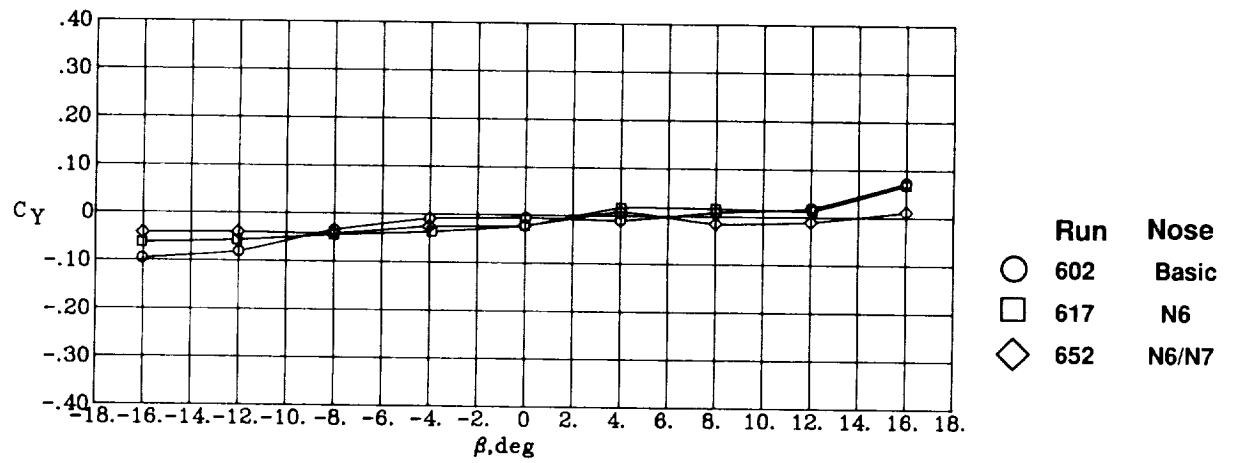
(c) $\alpha = 40^\circ$; $\delta_c = -20^\circ$; $\delta_{f,LE} = 40^\circ/32^\circ$.

Figure 13. Continued.



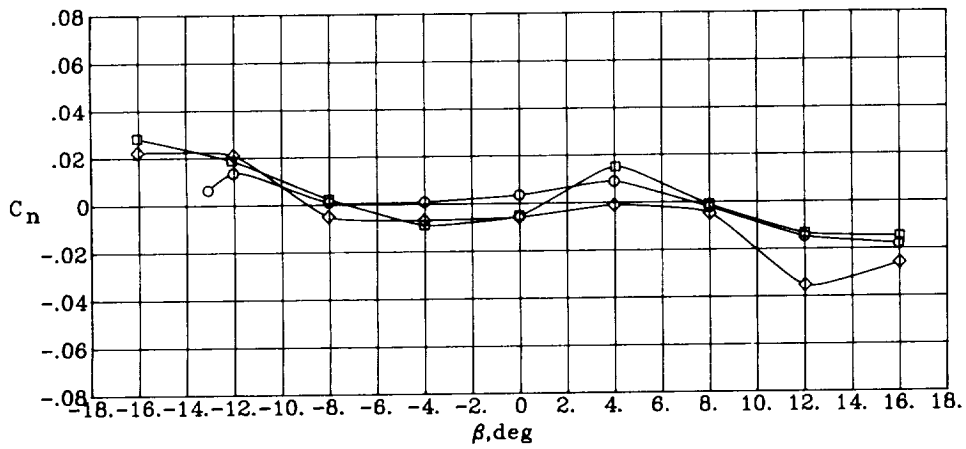
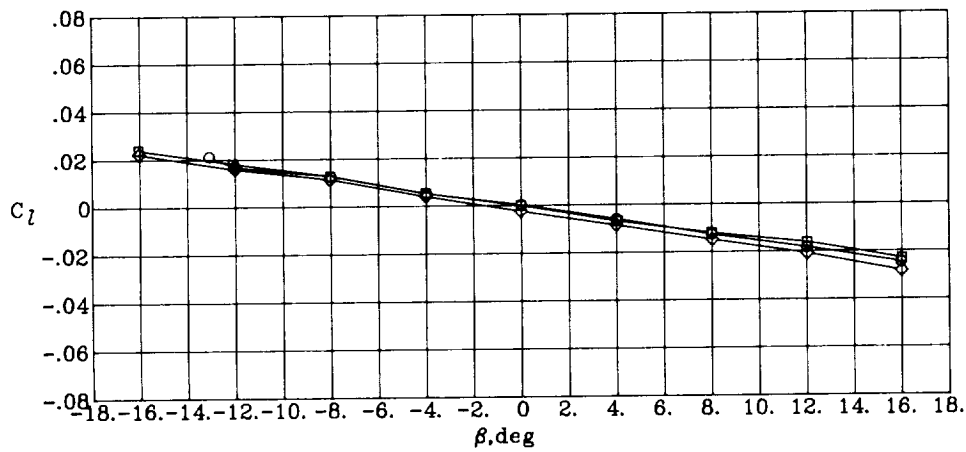
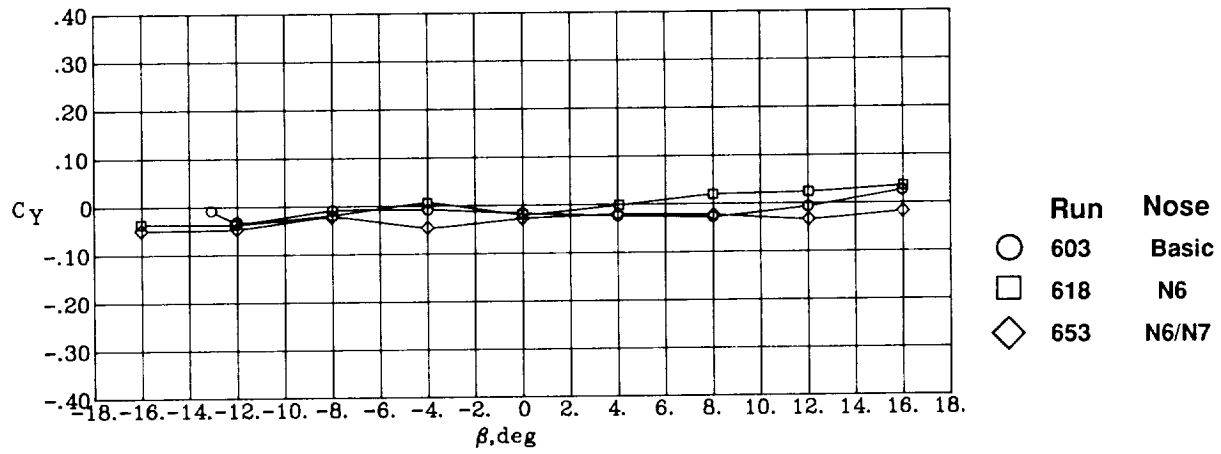
(f) $\alpha = 50^\circ$; $\delta_c = -20^\circ$; $\delta_{f,LE} = 40^\circ/32^\circ$.

Figure 13. Continued.



(g) $\alpha = 60^\circ$; $\delta_c = -20^\circ$; $\delta_{f,LE} = 40^\circ/32^\circ$.

Figure 13. Continued.



(h) $\alpha = 65^\circ$; $\delta_c = -20^\circ$; $\delta_{f,LE} = 40^\circ/32^\circ$.

Figure 13. Concluded.

Appendix

Test Conditions and Acquired Data

This investigation covered a wide range of configurations and conditions. This appendix contains a complete list of the acquired data, except those data points that were found to be in error. A detailed list of the nominal test configurations and conditions are presented in table A1. A complete set of tabulated data is presented in table A2.

The angle-of-attack schedules (A1–A8), sideslip schedule (B1), and canard deflection schedules (C1–C2) referred to in table A1, are as shown below:

- A1: $-5^\circ, 0^\circ, 5^\circ, 10^\circ, 15^\circ, 20^\circ, 21^\circ, 22^\circ, 23^\circ, 24^\circ, 25^\circ, 26^\circ, 27^\circ, 28^\circ, 29^\circ, 30^\circ$
- A2: $-5^\circ, 0^\circ, 5^\circ, 10^\circ, 15^\circ, 20^\circ, 21^\circ, 22^\circ, 23^\circ, 24^\circ, 25^\circ, 26^\circ, 27^\circ, 28^\circ, 29^\circ, 30^\circ, 31^\circ, 32^\circ$
- A3: $-5^\circ, 0^\circ, 5^\circ, 10^\circ, 15^\circ, 20^\circ, 21^\circ, 22^\circ, 23^\circ, 24^\circ, 25^\circ, 30^\circ, 32^\circ$
- A4: $17^\circ, 20^\circ, 25^\circ, 26^\circ, 27^\circ, 28^\circ, 29^\circ, 30^\circ, 31^\circ, 32^\circ, 33^\circ, 34^\circ, 35^\circ, 40^\circ, 45^\circ, 50^\circ, 55^\circ$
- A5: $17^\circ, 20^\circ, 25^\circ, 30^\circ, 35^\circ, 40^\circ, 45^\circ, 50^\circ, 55^\circ, 57^\circ$
- A6: $17^\circ, 20^\circ, 25^\circ, 30^\circ, 32^\circ, 35^\circ, 40^\circ, 45^\circ, 50^\circ, 55^\circ, 57^\circ$
- A7: $28^\circ, 30^\circ, 32^\circ, 34^\circ, 35^\circ, 37^\circ, 40^\circ, 45^\circ, 50^\circ, 55^\circ, 60^\circ, 65^\circ, 67^\circ$
- A8: $45^\circ, 50^\circ, 55^\circ, 60^\circ, 65^\circ, 67^\circ$
- B1: $-16^\circ, -12^\circ, -8^\circ, -4^\circ, 0^\circ, 4^\circ, 8^\circ, 12^\circ, 16^\circ$
- C1: $20^\circ, 10^\circ, 0^\circ, -10^\circ, -20^\circ, -30^\circ, -40^\circ, -50^\circ, -60^\circ$
- C2: $-20^\circ, -25^\circ, -30^\circ, -35^\circ, -40^\circ, -45^\circ, -50^\circ, -55^\circ, -50^\circ, -65^\circ, -60^\circ, -60^\circ$

Table A1. Configurations and Conditions

Run	α , deg	β , deg	q_∞ , psf	δ_c , deg	Nose	Inlet	δ_f , LE, deg	δ_f , TE, deg	Strake and LEX	δ_R , deg	δ_{TV} , deg	δ_{SB} , deg
103	A1	0	20	-20	BAS	FT	0/0	0/0	---	0	0	0
104	A1	0	30	-20	BAS	FT	0/0	0/0	---	0	0	0
105	A1	0	40	-20	BAS	FT	0/0	0/0	---	0	0	0
106	A1	0	50	-20	BAS	FT	0/0	0/0	---	0	0	0
107	A1	0	60	-20	BAS	FT	0/0	0/0	---	0	0	0
108	A1	0	60	-40	BAS	FT	0/0	0/0	---	0	0	0
109	A1	0	60	-60	BAS	FT	0/0	0/0	---	0	0	0
111	A2	0	60	-20	BAS	FT	0/0	0/0	---	0	0	0
112	A3	5	60	-20	BAS	FT	0/0	0/0	---	0	0	0
113	A3	5	60	-60	BAS	FT	0/0	0/0	---	0	0	0
114	A3	5	60	-60	BAS	FT	0/0	0/0	---	0	0	0
115	A2	0	60	0	BAS	FT	0/0	0/0	---	0	0	0
116	A2	0	60	20	BAS	FT	0/0	0/0	---	0	0	0
117	A2	0	80	-20	BAS	FT	0/0	0/0	---	0	0	0
118	A2	0	100	-20	BAS	FT	0/0	0/0	---	0	0	0
119	A2	0	120	-20	BAS	FT	0/0	0/0	---	0	0	0
120	A2	0	60	-20	BAS	FT	20/16	0/0	---	0	0	0
121	A3	5	60	-20	BAS	FT	20/16	0/0	---	0	0	0
122	A3	10	60	-20	BAS	FT	20/16	0/0	---	0	0	0
123	A2	0	60	-20	BAS	FT	20/16	0/0	L1	0	0	0
124	A3	5	60	-20	BAS	FT	20/16	0/0	L1	0	0	0
125	A3	10	60	-20	BAS	FT	20/16	0/0	L1	0	0	0
126	20	B1	60	-20	BAS	FT	20/16	0/0	L1	0	0	0
127	A2	0	60	-20	BAS	FT	20/16	0/0	L2	0	0	0
128	A3	5	60	-20	BAS	FT	20/16	0/0	L2	0	0	0
129	A3	10	60	-20	BAS	FT	20/16	0/0	L2	0	0	0
130	10	B1	60	-20	BAS	FT	20/16	0/0	L2	0	0	0
131	20	B1	60	-20	BAS	FT	20/16	0/0	L2	0	0	0
132	30	B1	60	-20	BAS	FT	20/16	0/0	L2	0	0	0
133	20	5	60	C1	BAS	FT	20/16	0/0	L2	0	0	0
134	A2	0	60	-20	BAS	FT	20/16	0/0	L3	0	0	0
135	A3	5	60	-20	BAS	FT	20/16	0/0	L3	0	0	0
136	A2	0	60	-20	BAS	FT	40/32	0/0	---	0	0	0
137	A3	5	60	-20	BAS	FT	40/32	0/0	---	0	0	0
138	A2	0	60	-20	BAS	FT	40/32	0/0	L4	0	0	0
139	A3	5	60	-20	BAS	FT	40/32	0/0	L4	0	0	0
140	A2	0	60	-20	BAS	PLG	40/32	0/0	---	0	0	0
141	A3	5	60	-20	BAS	PLG	40/32	0/0	---	0	0	0
142	A2	0	60	-20	BAS	BLD	40/32	0/0	---	0	0	0
143	A3	5	60	-20	BAS	BLD	40/32	0/0	---	0	0	0
144	A2	0	60	-20	BAS	FT	40/32	0/0	S1	0	0	0
145	A3	5	60	-20	BAS	FT	40/32	0/0	S1	0	0	0
146	A2	0	60	-20	BAS	AUG	40/32	0/0	S1	0	0	0
147	A3	5	60	-20	BAS	AUG	40/32	0/0	S1	0	0	0
148	0	B1	60	-20	BAS	FT	40/32	0/0	S1	0	0	0
149	0	B1	60	-20	BAS	AUG	40/32	0/0	S1	0	0	0
150	10	B1	60	-20	BAS	AUG	40/32	0/0	S1	0	0	0
151	10	B1	60	-20	BAS	FT	40/32	0/0	S1	0	0	0

Table A1. Continued

Run	α , deg	β , deg	q_{∞} , psf	δ_C , deg	Nose	Inlet	$\delta_{f, LE}$, deg	$\delta_{f, TE}$, deg	Strake and LEX	δ_R , deg	δ_{TV} , deg	δ_{SB} , deg
154	A3	5	60	-20	BAS	AUG	40/32	0/0	---	0	0	0
155	30	B1	60	-20	BAS	AUG	40/32	0/0	S1	0	0	0
156	30	B1	60	-20	BAS	FT	40/32	0/0	S1	0	0	0
157	20	B1	60	-20	BAS	FT	40/32	0/0	S1	0	0	0
158	20	B1	60	-20	BAS	AUG	40/32	0/0	S1	0	0	0
159	A2	0	60	-20	BAS	FT	40/32	0/0	---	0	0	0
160	A3	5	60	-20	BAS	FT	40/32	0/0	---	0	0	0
161	A3	10	60	-20	BAS	FT	40/32	0/0	---	0	0	0
162	0	B1	60	-20	BAS	FT	40/32	0/0	---	0	0	0
163	10	B1	60	-20	BAS	FT	40/32	0/0	---	0	0	0
164	20	B1	60	-20	BAS	FT	40/32	0/0	---	0	0	0
165	30	B1	60	-20	BAS	FT	40/32	0/0	---	0	0	0
166	A2	0	60	-20	BAS	FT	40/32	0/0	S2	0	0	0
167	A3	5	60	-20	BAS	FT	40/32	0/0	S2	0	0	0
168	A2	0	60	-20	BAS	FT	40/32	0/0	S3	0	0	0
169	A3	5	60	-20	BAS	FT	40/32	0/0	S3	0	0	0
170	A2	0	60	-20	BAS	FT	40/32	0/0	---	^a 0	0	0
171	A3	5	60	-20	BAS	FT	40/32	0/0	---	^a 0	0	0
172	A2	0	60	-20	BAS	FT	0/32	0/0	---	0	0	0
173	A3	5	60	-20	BAS	FT	0/32	0/0	---	0	0	0
174	A2	0	60	-20	BAS	FT	0/0	0/0	---	0	0	0
175	A3	5	60	-20	BAS	FT	0/0	0/0	---	0	0	0
176	A2	0	60	-20	BAS	FT	0/0	0/0	---	0	0	50
177	A3	5	60	-20	BAS	FT	0/0	0/0	---	0	0	50
178	A2	0	60	-20	BAS	FT	0/0	0/0	---	0	50	50
179	A3	5	60	-20	BAS	FT	0/0	0/0	---	0	50	50
180	A2	0	60	-20	BAS	FT	0/0	0/0	---	0	50	0
181	A3	5	60	-20	BAS	FT	0/0	0/0	---	0	50	0
182	A2	0	60	-20	BAS	FT	40/32	0/0	S4	0	0	0
183	A3	5	60	-20	BAS	FT	40/32	0/0	S4	0	0	0
184	0	B1	60	-20	BAS	FT	40/32	0/0	S4	0	0	0
185	10	B1	60	-20	BAS	FT	40/32	0/0	S4	0	0	0
186	20	B1	60	-20	BAS	FT	40/32	0/0	S4	0	0	0
187	30	B1	60	-20	BAS	FT	40/32	0/0	S4	0	0	0
188	25	B1	60	-20	BAS	FT	40/32	0/0	S4	0	0	0
189	A2	0	60	-20	N1	FT	40/32	0/0	S4	0	0	0
190	A3	5	60	-20	N1	FT	40/32	0/0	S4	0	0	0
191	A2	0	60	-20	N1	FT	40/32	0/0	S4/S5	0	0	0
192	A3	5	60	-20	N1	FT	40/32	0/0	S4/S5	0	0	0
193	0	B1	60	-20	N1	FT	40/32	0/0	S4/S5	0	0	0
194	10	B1	60	-20	N1	FT	40/32	0/0	S4/S5	0	0	0
195	20	B1	60	-20	N1	FT	40/32	0/0	S4/S5	0	0	0
196	30	B1	60	-20	N1	FT	40/32	0/0	S4/S5	0	0	0
197	30	B1	60	-20	N1	FT	40/32	0/0	S4	0	0	0
198	A2	0	60	-20	N1	FT	40/32	0/0	---	0	0	0
199	A3	5	60	-20	N1	FT	40/32	0/0	---	0	0	0

^a Ventral fins added.

Table A1. Continued

Run	α , deg	β , deg	q_{∞} , psf	δ_C , deg	Nose	Inlet	δ_f , LE, deg	δ_f , TE, deg	Strake and LEX	δ_R , deg	δ_{TV} , deg	δ_{SB} , deg
200	A2	0	60	-20	BAS	FT	40/32	0/0	---	-30	0	0
201	A3	5	60	-20	BAS	FT	40/32	0/0	---	-30	0	0
202	A3	-5	60	-20	BAS	FT	40/32	0/0	---	30	0	0
203	A2	0	60	-20	BAS	FT	40/32	-40/-40	---	0	0	0
204	A2	0	60	-20	BAS	FT	40/32	30/30	---	0	0	0
205	A2	0	60	-20	BAS	FT	40/32	-30/+30	---	0	0	0
206	A3	5	60	-20	BAS	FT	40/32	-30/+30	---	0	0	0
207	A3	-5	60	-20	BAS	FT	40/32	-30/+30	---	0	0	0
211	A4	0	5	-20	BAS	FT	40/32	0/0	---	0	0	0
212	A4	0	10	-20	BAS	FT	40/32	0/0	---	0	0	0
213	A4	0	20	-20	BAS	FT	40/32	0/0	---	0	0	0
214	A4	0	30	-20	BAS	FT	40/32	0/0	---	0	0	0
215	A4	0	40	-20	BAS	FT	40/32	0/0	---	0	0	0
216	A4	0	50	-20	BAS	FT	40/32	0/0	---	0	0	0
217	A4	0	60	-20	BAS	FT	40/32	0/0	---	0	0	0
218	A4	0	80	-20	BAS	FT	40/32	0/0	---	0	0	0
219	A4	0	100	-20	BAS	FT	40/32	0/0	---	0	0	0
220	A4	0	120	-20	BAS	FT	40/32	0/0	---	0	0	0
221	A4	0	60	-20	BAS	FT	40/32	0/0	---	0	0	0
222	A4	0	120	-20	BAS	FT	40/32	0/0	---	0	0	0
223	A4	0	5	-20	BAS	FT	40/32	0/0	---	0	0	0
224	A5	5	5	-20	BAS	FT	40/32	0/0	---	0	0	0
225	A5	5	10	-20	BAS	FT	40/32	0/0	---	0	0	0
226	A6	0	10	-20	BAS	FT	40/32	0/0	---	0	0	0
227	A5	5	60	-20	BAS	FT	40/32	0/0	---	0	0	0
228	20	B1	60	-20	BAS	FT	40/32	0/0	---	0	0	0
229	30	B1	60	-20	BAS	FT	40/32	0/0	---	0	0	0
230	40	B1	60	-20	BAS	FT	40/32	0/0	---	0	0	0
231	50	B1	60	-20	BAS	FT	40/32	0/0	---	0	0	0
232	35	B1	60	-20	BAS	FT	40/32	0/0	---	0	0	0
233	A6	0	60	-40	BAS	FT	40/32	0/0	---	0	0	0
234	A5	5	60	-40	BAS	FT	40/32	0/0	---	0	0	0
235	30	B1	60	-40	BAS	FT	40/32	0/0	---	0	0	0
236	35	B1	60	-40	BAS	FT	40/32	0/0	---	0	0	0
237	40	B1	60	-40	BAS	FT	40/32	0/0	---	0	0	0
238	50	B1	60	-40	BAS	FT	40/32	0/0	---	0	0	0
239	A6	0	60	-60	BAS	FT	40/32	0/0	---	0	0	0
240	30	B1	60	-60	BAS	FT	40/32	0/0	---	0	0	0
241	40	B1	60	-60	BAS	FT	40/32	0/0	---	0	0	0
242	50	B1	60	-60	BAS	FT	40/32	0/0	---	0	0	0
243	A6	0	60	0	BAS	FT	40/32	0/0	---	0	0	0
244	A6	0	60	19	BAS	FT	40/32	0/0	---	0	0	0
245	A6	5	60	-20	BAS	FT	40/32	0/0	---	b_0	0	0
246	30	B1	60	-20	BAS	FT	40/32	0/0	---	b_0	0	0
247	40	B1	60	-20	BAS	FT	40/32	0/0	---	b_0	0	0
248	50	B1	60	-20	BAS	FT	40/32	0/0	---	b_0	0	0
249	A6	5	60	-20	BAS	FT	40/32	0/0	---	ab_0	0	0
250	30	B1	60	-20	BAS	FT	40/32	0/0	---	ab_0	0	0
251	40	B1	60	-20	BAS	FT	40/32	0/0	---	ab_0	0	0
252	50	B1	60	-20	BAS	FT	40/32	0/0	---	ab_0	0	0
253	50	B1	60	-20	BAS	FT	40/32	0/0	---	b_0	0	0
254	A6	0	60	-20	BAS	FT	40/32	0/0	---	0	OFF	0

^a Ventral fin.^b Vertical tail extension.

Table A1. Continued

Run	α , deg	β , deg	q_∞ , psf	δ_C , deg	Nose	Inlet	$\delta_{f, LE}$, deg	$\delta_{f, TE}$, deg	Strake and LEX	δ_R , deg	δ_{TV} , deg	δ_{SB} , deg
255	A6	0	60	-60	BAS	FT	40/32	0/0	---	0	OFF	0
256	32	B1	60	-60	BAS	FT	40/32	0/0	---	0	OFF	0
257	A6	0	60	-60	BAS	FT	40/32	0/0	---	0	OFF ^C	0
258	A6	0	60	-20	BAS	FT	40/32	0/0	---	0	OFF ^C	0
259	A6	0	60	-20	BAS	FT	40/32	0/0	L2	0	0	0
260	30	B1	60	-20	BAS	FT	40/32	0/0	L2	0	OFF	0
261	40	B1	60	-20	BAS	FT	40/32	0/0	L2	0	OFF	0
262	50	B1	60	-20	BAS	FT	40/32	0/0	L2	0	OFF	0
263	32	B1	60	-20	BAS	FT	40/32	0/0	L2	0	OFF	0
264	34	B1	60	-20	BAS	FT	40/32	0/0	L2	0	OFF	0
265	36	B1	60	-20	BAS	FT	40/32	0/0	L2	0	OFF	0
266	38	B1	60	-20	BAS	FT	40/32	0/0	L2	0	OFF	0
267	A6	0	60	-40	BAS	FT	40/32	0/0	L2	0	0	0
268	A6	0	60	-60	BAS	FT	40/32	0/0	L2	0	0	0
269	A6	0	60	-60	BAS	FT	40/32	0/0	L3	0	0	0
270	A6	0	60	-20	BAS	FT	40/32	0/0	L3	0	0	0
271	30	B1	60	-20	BAS	FT	40/32	0/0	L3	0	OFF	0
272	40	B1	60	-20	BAS	FT	40/32	0/0	L3	0	OFF	0
273	50	B1	60	-20	BAS	FT	40/32	0/0	L3	0	OFF	0
274	A6	0	60	-20	BAS	FT	40/32	0/0	S4	0	0	0
275	30	B1	60	-20	BAS	FT	40/32	0/0	S4	0	0	0
276	40	B1	60	-20	BAS	FT	40/32	0/0	S4	0	0	0
277	50	B1	60	-20	BAS	FT	40/32	0/0	S4	0	0	0
278	A6	5	60	-20	BAS	FT	40/32	0/0	S4	0	0	0
279	A6	0	60	-20	BAS	FT	40/32	0/0	S6	0	0	0
280	30	B1	60	-20	BAS	FT	40/32	0/0	S6	0	0	0
281	40	B1	60	-20	BAS	FT	40/32	0/0	S6	0	0	0
282	50	B1	60	-20	BAS	FT	40/32	0/0	S6	0	0	0
283	A6	0	60	-20	BAS	FT	40/32	0/0	---	0	0	0
284	A6	0	60	-20	BAS	FT	40/32	0/0	---	0	0	0
285	30	B1	60	-20	BAS	FT	40/32	0/0	---	0	0	0
286	40	B1	60	-20	BAS	FT	40/32	0/0	---	0	0	0
287	50	B1	60	-20	BAS	FT	40/32	0/0	---	0	0	0
288	55	B1	60	-20	BAS	FT	40/32	0/0	---	0	0	0
289	50	B1	100	-20	BAS	FT	40/32	0/0	---	0	0	0
290	A6	0	60	-20	N1	FT	40/32	0/0	---	0	0	0
291	A5	5	60	-20	N1	FT	40/32	0/0	---	0	0	0
292	20	B1	60	-20	N1	FT	40/32	0/0	---	0	0	0
293	30	B1	60	-20	N1	FT	40/32	0/0	---	0	0	0
294	40	B1	60	-20	N1	FT	40/32	0/0	---	0	0	0
295	50	B1	60	-20	N1	FT	40/32	0/0	---	0	0	0
296	30	B1	60	-20	N1	FT	40/32	0/0	---	0	0	0
297	55	B1	60	-20	N1	FT	40/32	0/0	---	0	0	0
298	35	B1	60	-20	N1	FT	40/32	0/0	---	0	0	0
299	A6	0	60	-20	BAS	FT	40/32	0/0	---	0	0	0
300	A6	0	60	-20	BAS	AUG	40/32	0/0	---	0	0	0
301	A6	0	60	19	BAS	AUG	40/32	0/0	---	0	0	0
302	55	B1	60	-20	BAS	FT	40/32	0/0	---	0	0	0
303	55	B1	60	-20	BAS	AUG	40/32	0/0	---	0	0	0
304	50	B1	60	-20	BAS	AUG	40/32	0/0	---	0	0	0

^C Actuator fairings removed, also.

Table A1. Continued

Run	α , deg	β , deg	q_{∞} , psf	δ_C , deg	Nose	Inlet	$\delta_{E, LE}$, deg	$\delta_{f, TE}$, deg	Strake and LEX	δ_R , deg	δ_{TV} , deg	δ_{SB} , deg
305	40	B1	60	-20	BAS	AUG	40/32	0/0	---	0	0	0
306	35	B1	60	-20	BAS	AUG	40/32	0/0	---	0	0	0
307	30	B1	60	-20	BAS	AUG	40/32	0/0	---	0	0	0
308	20	B1	60	-20	BAS	AUG	40/32	0/0	---	0	0	0
309	A5	5	60	-20	BAS	AUG	40/32	0/0	---	0	0	0
310	A6	0	60	-20	BAS	PLG	40/32	0/0	---	0	0	0
311	A5	5	60	-20	BAS	PLG	40/32	0/0	---	0	0	0
312	55	B1	60	-20	BAS	PLG	40/32	0/0	---	0	0	0
313	50	B1	60	-20	BAS	PLG	40/32	0/0	---	0	0	0
314	40	B1	60	-20	BAS	PLG	40/32	0/0	---	0	0	0
315	35	B1	60	-20	BAS	PLG	40/32	0/0	---	0	0	0
316	30	B1	60	-20	BAS	PLG	40/32	0/0	---	0	0	0
317	20	B1	60	-20	BAS	PLG	40/32	0/0	---	0	0	0
318	A6	0	60	-20	BAS	FTL	40/32	0/0	---	0	0	0
319	30	B1	60	-20	BAS	FTL	40/32	0/0	---	0	0	0
320	40	B1	60	-20	BAS	FTL	40/32	0/0	---	0	0	0
321	50	B1	60	-20	BAS	FTL	40/32	0/0	---	0	0	0
322	A6	0	60	-20	BAS	AGL	40/32	0/0	---	0	0	0
323	30	B1	60	-20	BAS	AGL	40/32	0/0	---	0	0	0
324	40	B1	60	-20	BAS	AGL	40/32	0/0	---	0	0	0
325	50	B1	60	-20	BAS	AGL	40/32	0/0	---	0	0	0
326	A6	0	60	-20	BAS	FT	40/32	0/0	S1	0	0	0
327	A6	0	60	-60	BAS	FT	40/32	0/0	S1	0	0	0
328	A6	0	60	-20	BAS	FT	40/32	0/0	S2	0	0	0
329	A6	0	60	-60	BAS	FT	40/32	0/0	S2	0	0	0
330	A6	0	60	-20	BAS	FT	40/32	0/0	S7	0	0	0
331	A6	0	60	-20	BAS	FT	40/32	0/0	S8	0	0	0
332	A6	0	60	-60	BAS	FT	40/32	0/0	S8	0	0	0
333	A6	0	60	-20	BAS	FT	40/32	0/0	S9	0	0	0
334	A6	0	60	-60	BAS	FT	40/32	0/0	S9	0	0	0
335	A6	0	60	-20	BAS	FT	40/32	0/0	S10	0	0	0
336	A6	0	60	-60	BAS	FT	40/32	0/0	S10	0	0	0
337	A6	0	60	-40	BAS	FT	40/32	0/0	S10	0	0	0
338	20	B1	60	-20	BAS	FT	40/32	0/0	S10	0	0	0
339	30	B1	60	-20	BAS	FT	40/32	0/0	S10	0	0	0
340	40	B1	60	-20	BAS	FT	40/32	0/0	S10	0	0	0
341	50	B1	60	-20	BAS	FT	40/32	0/0	S10	0	0	0
342	A6	0	60	-20	BAS	FT	40/32	0/0	S7/S10	0	0	0
343	20	B1	60	-20	BAS	FT	40/32	0/0	S7/S10	0	0	0
344	30	B1	60	-20	BAS	FT	40/32	0/0	S7/S10	0	0	0
345	40	B1	60	-20	BAS	FT	40/32	0/0	S7/S10	0	0	0
346	50	B1	60	-20	BAS	FT	40/32	0/0	S7/S10	0	0	0
347	A6	0	60	-20	BAS	FT	40/32	0/0	S10/S11	0	0	0
348	A6	0	60	-20	BAS	FT	40/32	0/0	S11	0	0	0
349	A6	0	60	-60	BAS	FT	40/32	0/0	S11	0	0	0
350	A6	0	60	-20	BAS	FT	40/32	0/0	S11/S12	0	0	0
351	A6	0	60	-60	BAS	FT	40/32	0/0	S11/S12	0	0	0
352	A6	0	60	-20	BAS	FT	40/32	0/0	S12	0	0	0
353	A6	0	60	-60	BAS	FT	40/32	0/0	S12	0	0	0
354	45	0	60	C2	BAS	FT	40/32	0/0	S12	0	0	0
355	A6	0	60	OFF	BAS	FT	40/32	0/0	---	0	0	0

Table A1. Continued

Run	α , deg	β , deg	q_{∞} , psf	δ_C , deg	Nose	Inlet	$\delta_{f, LE}$, deg	$\delta_{f, TE}$, deg	Strake and LEX	δ_R , deg	δ_{TV} , deg	δ_{SB} , deg
356	20	B1	60	OFF	BAS	FT	40/32	0/0	---	0	0	0
357	30	B1	60	OFF	BAS	FT	40/32	0/0	---	0	0	0
358	40	B1	60	OFF	BAS	FT	40/32	0/0	---	0	0	0
359	50	B1	60	OFF	BAS	FT	40/32	0/0	---	0	0	0
360	55	B1	60	OFF	BAS	FT	40/32	0/0	---	0	0	0
361	A6	5	60	OFF	BAS	FT	40/32	0/0	---	0	0	0
362	A6	0	60	-20	BAS	FT	40/32	0/0	---	0	0	0
363	A6	5	60	-20	BAS	FT	40/32	0/0	---	0	0	0
364	30	B1	60	-20	BAS	FT	40/32	0/0	---	0	0	0
365	40	B1	60	-20	BAS	FT	40/32	0/0	---	0	0	0
366	50	B1	60	-20	BAS	FT	40/32	0/0	---	0	0	0
367	55	B1	60	-20	BAS	FT	40/32	0/0	---	0	0	0
368	40	B1	60	-20	BAS ^d	FT	40/32	0/0	---	0	0	0
369	50	B1	60	-20	BAS ^d	FT	40/32	0/0	---	0	0	0
370	40	B1	60	-20	BAS	FT	40/32	0/0	S6	0	0	0
371	50	B1	60	-20	BAS	FT	40/32	0/0	S6	0	0	0
372	30	B1	60	-20	BAS	FT	40/32	0/0	S6	0	0	0
373	30	B1	60	-20	N2	FT	40/32	0/0	---	0	0	0
374	40	B1	60	-20	N2	FT	40/32	0/0	---	0	0	0
375	50	B1	60	-20	N2	FT	40/32	0/0	---	0	0	0
376	30	B1	60	-20	N3	FT	40/32	0/0	---	0	0	0
377	40	B1	60	-20	N3	FT	40/32	0/0	---	0	0	0
378	50	B1	60	-20	N3	FT	40/32	0/0	---	0	0	0
379	30	B1	60	-20	N1	FT	40/32	0/0	S5/S6	0	0	0
380	40	B1	60	-20	N1	FT	40/32	0/0	S5/S6	0	0	0
381	30	B1	60	-20	N1	FT	40/32	0/0	S5/S13	0	0	0
382	40	B1	60	-20	N1	FT	40/32	0/0	S5/S13	0	0	0
383	A6	0	60	-20	N4	FT	40/32	0/0	---	0	0	0
384	30	B1	60	-20	N4	FT	40/32	0/0	---	0	0	0
385	40	B1	60	-20	N4	FT	40/32	0/0	---	0	0	0
386	50	B1	60	-20	N4	FT	40/32	0/0	---	0	0	0
387	A6	0	60	-20	N5	FT	40/32	0/0	---	0	0	0
388	30	B1	60	-20	N5	FT	40/32	0/0	---	0	0	0
389	40	B1	60	-20	N5	FT	40/32	0/0	---	0	0	0
390	50	B1	60	-20	N5	FT	40/32	0/0	---	0	0	0
391	A6	0	60	-20	BAS	FT	40/32	30/30	---	0	0	0
392	A5	5	60	-20	BAS	FT	40/32	30/30	---	0	0	0
393	30	B1	60	-20	BAS	FT	40/32	30/30	---	0	0	0
394	A6	0	60	-20	BAS	FT	40/32	-30/+30	---	0	0	0
395	A5	5	60	-20	BAS	FT	40/32	-30/+30	---	0	0	0
396	A5	-5	60	-20	BAS	FT	40/32	-30/+30	---	0	0	0
397	30	B1	60	-20	BAS	FT	40/32	-30/+30	---	0	0	0
398	40	B1	60	-20	BAS	FT	40/32	-30/+30	---	0	0	0
399	50	B1	60	-20	BAS	FT	40/32	-30/+30	---	0	0	0
400	A6	0	60	0	BAS	FT	40/32	30/30	---	0	0	0
401	A6	0	60	-40	BAS	FT	40/32	30/30	---	0	0	0
402	A6	0	60	-60	BAS	FT	40/32	30/30	---	0	0	0
403	40	B1	60	-20	BAS	FT	40/32	30/30	---	0	0	0
404	50	B1	60	-20	BAS	FT	40/32	30/30	---	0	0	0
405	A6	0	60	+20	BAS	FT	40/32	-40/-40	---	0	0	0
406	A6	0	60	-40	BAS	FT	40/32	-40/-40	---	0	0	0

^d Cleaned basic nose with strake attachments.

Table A1. Continued

Run	α , deg	β , deg	q_{∞} , psf	δ_c , deg	Nose	Inlet	$\delta_{f, LE}$, deg	$\delta_{f, TE}$, deg	Strake and LEX	δ_R , deg	δ_{TV} , deg	δ_{SB} , deg
407	A6	0	60	-60	BAS	FT	40/32	-40/-40	---	0	0	0
408	A6	0	60	0	BAS	FT	40/32	-40/-40	---	0	0	0
409	A6	0	60	-20	BAS	FT	40/32	-40/-40	---	0	0	0
410	30	B1	60	-20	BAS	FT	40/32	-40/-40	---	0	0	0
411	40	B1	60	-20	BAS	FT	40/32	-40/-40	---	0	0	0
412	50	B1	60	-20	BAS	FT	40/32	-40/-40	---	0	0	0
413	A6	0	60	-20	BAS	FT	40/32	-40/-40	S12	0	0	0
414	A6	0	60	-40	BAS	FT	40/32	-40/-40	S12	0	0	0
415	A6	0	60	-60	BAS	FT	40/32	-40/-40	S12	0	0	0
416	A6	0	60	0	BAS	FT	40/32	-40/-40	S12	0	0	0
417	A6	0	60	+20	BAS	FT	40/32	0/0	S12	0	0	0
418	A6	0	60	0	BAS	FT	40/32	0/0	S12	0	0	0
419	A6	0	60	-40	BAS	FT	40/32	0/0	S12	0	0	0
420	A6	0	60	-50	BAS	FT	40/32	0/0	S12	0	0	0
421	A6	0	60	-60	BAS	FT	40/32	0/0	S12	0	0	0
422	A6	0	60	-20	BAS	FT	40/32	0/0	S12	0	0	0
423	20	B1	60	-20	BAS	FT	40/32	0/0	S12	0	0	0
424	30	B1	60	-20	BAS	FT	40/32	0/0	S12	0	0	0
425	40	B1	60	-20	BAS	FT	40/32	0/0	S12	0	0	0
426	50	B1	60	-20	BAS	FT	40/32	0/0	S12	0	0	0
427	55	B1	60	-20	BAS	FT	40/32	0/0	S12	0	0	0
428	A6	0	60	-20	BAS	FT	40/32	0/0	S12	-30	0	0
429	A5	-5	60	-20	BAS	FT	40/32	0/0	S12	-30	0	0
430	A5	5	60	-20	BAS	FT	40/32	0/0	S12	-30	0	0
431	50	B1	60	-20	BAS	FT	40/32	0/0	S12	-30	0	0
432	A6	0	60	-20	BAS	FT	40/32	0/0	---	-30	0	0
433	A5	-5	60	-20	BAS	FT	40/32	0/0	---	-30	0	0
434	A5	5	60	-20	BAS	FT	40/32	0/0	---	-30	0	0
435	20	B1	60	-20	BAS	FT	40/32	0/0	---	-30	0	0
436	30	B1	60	-20	BAS	FT	40/32	0/0	---	-30	0	0
437	40	B1	60	-20	BAS	FT	40/32	0/0	---	-30	0	0
438	50	B1	60	-20	BAS	FT	40/32	0/0	---	-30	0	0
439	55	B1	60	-20	BAS	FT	40/32	0/0	---	-30	0	0
440	A6	0	10	-20	BAS	FT	40/32	0/0	---	0	0	0
441	A5	5	10	-20	BAS	FT	40/32	0/0	---	0	0	0
442	20	B1	10	-20	BAS	FT	40/32	0/0	---	0	0	0
443	30	B1	10	-20	BAS	FT	40/32	0/0	---	0	0	0
444	40	B1	10	-20	BAS	FT	40/32	0/0	---	0	0	0
445	50	B1	10	-20	BAS	FT	40/32	0/0	---	0	0	0
446	55	B1	10	-20	BAS	FT	40/32	0/0	---	0	0	0
447	A6	0	60	-20	BAS	FT	40/32	0/0	---	0	0	0
448	A5	5	60	-20	BAS	FT	40/32	0/0	---	0	0	0
449	20	B1	60	-20	BAS	FT	40/32	0/0	---	0	0	0
450	30	B1	60	-20	BAS	FT	40/32	0/0	---	0	0	0
451	40	B1	60	-20	BAS	FT	40/32	0/0	---	0	0	0
452	50	B1	60	-20	BAS	FT	40/32	0/0	---	0	0	0
453	55	B1	60	-20	BAS	FT	40/32	0/0	---	0	0	0
454	A6	0	60	20	BAS	FT	40/32	0/0	---	0	0	0
455	A6	0	60	0	BAS	FT	40/32	0/0	---	0	0	0
456	A6	0	60	-40	BAS	FT	40/32	0/0	---	0	0	0
457	A6	0	60	-60	BAS	FT	40/32	0/0	---	0	0	0

Table A1. Continued

Run	α , deg	β , deg	q_∞ , psf	δ_C , deg	Nose	Inlet	δ_f , LE, deg	δ_f , TE, deg	Strake and LEX	δ_R , deg	δ_{TV} , deg	δ_{SB} , deg
458	A6	0	60	-60	BAS	FT	40/32	0/0	S14	0	0	0
459	A6	0	60	-20	BAS	FT	40/32	0/0	S14	0	0	0
460	A6	0	60	-20	N6	FT	40/32	0/0	---	0	0	0
461	30	B1	60	-20	N6	FT	40/32	0/0	---	0	0	0
462	40	B1	60	-20	N6	FT	40/32	0/0	---	0	0	0
463	50	B1	60	-20	N6	FT	40/32	0/0	---	0	0	0
464	55	B1	60	-20	N6	FT	40/32	0/0	---	0	0	0
465	A6	0	60	-20	BAS	FT	40/32	0/0	---	0	0	50
466	30	B1	60	-20	BAS	FT	40/32	0/0	---	0	0	50
467	40	B1	60	-20	BAS	FT	40/32	0/0	---	0	0	50
468	50	B1	60	-20	BAS	FT	40/32	0/0	---	0	0	50
469	A6	0	60	-20	BAS	FT	40/32	0/0	---	0	50	50
470	30	B1	60	-20	BAS	FT	40/32	0/0	---	0	50	50
471	40	B1	60	-20	BAS	FT	40/32	0/0	---	0	50	50
472	50	B1	60	-20	BAS	FT	40/32	0/0	---	0	50	50
473	20	B1	60	-20	BAS	FT	40/32	0/0	---	OFF	OFF	0
474	30	B1	60	-20	BAS	FT	40/32	0/0	---	OFF	OFF	0
475	40	B1	60	-20	BAS	FT	40/32	0/0	---	OFF	OFF	0
476	50	B1	60	-20	BAS	FT	40/32	0/0	---	OFF	OFF	0
477	55	B1	60	-20	BAS	FT	40/32	0/0	---	OFF	OFF	0
478	A6	0	60	-20	BAS	FT	40/32	0/0	---	0	OFF	0
479	A6	0	60	-60	BAS	FT	40/32	0/0	---	0	OFF	0
480	32	^d B2	60	-60	BAS	FT	40/32	0/0	---	0	OFF	0
481	32	^e B2	60	-60	BAS	FT	40/32	0/0	---	0	OFF	0
482	A6	0	60	19	BAS	FT	0/0	0/0	---	0	0	0
483	A6	0	60	0	BAS	FT	0/0	0/0	---	0	0	0
484	A6	0	60	-40	BAS	FT	0/0	0/0	---	0	0	0
485	A6	0	60	-60	BAS	FT	0/0	0/0	---	0	0	0
486	A6	0	60	-20	BAS	FT	0/0	0/0	---	0	0	0
487	20	B1	60	-20	BAS	FT	0/0	0/0	---	0	0	0
488	30	B1	60	-20	BAS	FT	0/0	0/0	---	0	0	0
489	40	B1	60	-20	BAS	FT	0/0	0/0	---	0	0	0
490	50	B1	60	-20	BAS	FT	0/0	0/0	---	0	0	0
491	55	B1	60	-20	BAS	FT	0/0	0/0	---	0	0	0
492	A6	0	60	20	BAS	FT	0/0	0/0	S12	0	0	0
493	A6	0	60	0	BAS	FT	0/0	0/0	S12	0	0	0
494	A6	0	60	-40	BAS	FT	0/0	0/0	S12	0	0	0
495	A6	0	60	-60	BAS	FT	0/0	0/0	S12	0	0	0
496	A6	0	60	-20	BAS	FT	0/0	0/0	S12	0	0	0
497	20	B1	60	-20	BAS	FT	0/0	0/0	S12	0	0	0
498	30	B1	60	-20	BAS	FT	0/0	0/0	S12	0	0	0
499	40	B1	60	-20	BAS	FT	0/0	0/0	S12	0	0	0
500	50	B1	60	-20	BAS	FT	0/0	0/0	S12	0	0	0
501	55	B1	60	-20	BAS	FT	0/0	0/0	S12	0	0	0
502	A6	0	60	-20	ALT	FT	0/0	0/0	---	0	0	0
503	20	B1	60	-20	ALT	FT	0/0	0/0	---	0	0	0
504	30	B1	60	-20	ALT	FT	0/0	0/0	---	0	0	0
505	40	B1	60	-20	ALT	FT	0/0	0/0	---	0	0	0
506	50	B1	60	-20	ALT	FT	0/0	0/0	---	0	0	0
507	55	B1	60	-20	ALT	FT	0/0	0/0	---	0	0	0
508	20	B1	60	-20	BAS	FT	0/0	0/0	---	OFF	OFF	0
509	30	B1	60	-20	BAS	FT	0/0	0/0	---	OFF	OFF	0

^d Sweep - to +.^e Sweep + to -.

Table A1. Continued

Run	α , deg	β , deg	q_∞ , psf	δ_C , deg	Nose	Inlet	δ_f , LE, deg	δ_f , TE, deg	Strake and LEX	δ_R , deg	δ_{TV} , deg	δ_{SB} , deg
510	40	B1	60	-20	BAS	FT	0/0	0/0	---	OFF	OFF	0
511	50	B1	60	-20	BAS	FT	0/0	0/0	---	OFF	OFF	0
512	55	B1	60	-20	BAS	FT	0/0	0/0	---	OFF	OFF	0
513	A6	0	60	OFF	BAS	FT	0/0	0/0	---	0	0	0
514	A6	0	60	-20	BAS	FT	40/32	-10/-10	---	0	0	0
515	A6	0	60	-40	BAS	FT	40/32	-10/-10	---	0	0	0
516	A6	0	60	0	BAS	FT	40/32	-10/-10	---	0	0	0
517	A6	0	60	0	BAS	FT	40/32	-10/-10	S12	0	0	0
518	A6	0	60	-20	BAS	FT	40/32	-10/-10	S12	0	0	0
519	A6	0	60	-40	BAS	FT	40/32	-10/-10	S12	0	0	0
520	A6	0	60	-60	BAS	FT	40/32	-10/-10	S12	0	0	0
521	A6	0	60	OFF	BAS	FT	OFF	OFF	---	0	0	0
522	20	B1	60	OFF	BAS	FT	OFF	OFF	---	0	0	0
523	30	B1	60	OFF	BAS	FT	OFF	OFF	---	0	0	0
524	40	B1	60	OFF	BAS	FT	OFF	OFF	---	0	0	0
525	50	B1	60	OFF	BAS	FT	OFF	OFF	---	0	0	0
526	55	B1	60	OFF	BAS	FT	OFF	OFF	---	0	0	0
527	A6	0	60	OFF	BAS	FT	OFF	OFF	---	OFF	OFF	0
528	20	B1	60	OFF	BAS	FT	OFF	OFF	---	OFF	OFF	0
529	30	B1	60	OFF	BAS	FT	OFF	OFF	---	OFF	OFF	0
530	40	B1	60	OFF	BAS	FT	OFF	OFF	---	OFF	OFF	0
531	50	B1	60	OFF	BAS	FT	OFF	OFF	---	OFF	OFF	0
532	55	B1	60	OFF	BAS	FT	OFF	OFF	---	OFF	OFF	0
534	A7	0	60	OFF	BAS	FT	40/32	0/0	---	0	0	0
535	30	B1	60	OFF	BAS	FT	40/32	0/0	---	0	0	0
536	40	B1	60	OFF	BAS	FT	40/32	0/0	---	0	0	0
537	50	B1	60	OFF	BAS	FT	40/32	0/0	---	0	0	0
538	55	B1	60	OFF	BAS	FT	40/32	0/0	---	0	0	0
539	65	B1	60	OFF	BAS	FT	40/32	0/0	---	0	0	0
540	60	B1	60	OFF	BAS	FT	40/32	0/0	---	0	0	0
541	A7	0	60	-20	BAS	FT	40/32	0/0	---	0	0	0
542	30	B1	60	-20	BAS	FT	40/32	0/0	---	0	0	0
543	40	B1	60	-20	BAS	FT	40/32	0/0	---	0	0	0
544	50	B1	60	-20	BAS	FT	40/32	0/0	---	0	0	0
545	55	B1	60	-20	BAS	FT	40/32	0/0	---	0	0	0
546	60	B1	60	-20	BAS	FT	40/32	0/0	---	0	0	0
547	65	B1	60	-20	BAS	FT	40/32	0/0	---	0	0	0
548	A7	0	60	0	BAS	FT	40/32	0/0	---	0	0	0
549	A7	0	60	-40	BAS	FT	40/32	0/0	---	0	0	0
550	A7	0	60	-60	BAS	FT	40/32	0/0	---	0	0	0
551	A7	5	60	-60	BAS	FT	40/32	0/0	---	0	0	0
552	30	B1	60	-60	BAS	FT	40/32	0/0	---	0	0	0
553	40	B1	60	-60	BAS	FT	40/32	0/0	---	0	0	0
554	50	B1	60	-60	BAS	FT	40/32	0/0	---	0	0	0
555	55	B1	60	-60	BAS	FT	40/32	0/0	---	0	0	0
556	60	B1	60	-60	BAS	FT	40/32	0/0	---	0	0	0
557	65	B1	60	-60	BAS	FT	40/32	0/0	---	0	0	0
558	67	B1	60	-60	BAS	FT	40/32	0/0	---	0	0	0
559	A8	0	80	-60	BAS	FT	40/32	0/0	---	0	0	0

Table A1. Continued

Run	α , deg	β , deg	q_∞ , psf	δ_C , deg	Nose	Inlet	$\delta_{f, LE}$, deg	$\delta_{f, TE}$, deg	Strake and LEX	δ_R , deg	δ_{TV} , deg	δ_{SB} , deg
561	A8	5	80	-60	BAS	FT	40/32	0/0	---	0	0	0
562	60	B1	80	-60	BAS	FT	40/32	0/0	---	0	0	0
563	65	B1	80	-60	BAS	FT	40/32	0/0	---	0	0	0
564	67	B1	80	-60	BAS	FT	40/32	0/0	---	0	0	0
565	A8	0	100	-60	BAS	FT	40/32	0/0	---	0	0	0
566	A8	5	100	-60	BAS	FT	40/32	0/0	---	0	0	0
567	60	B1	100	-60	BAS	FT	40/32	0/0	---	0	0	0
568	65	B1	100	-60	BAS	FT	40/32	0/0	---	0	0	0
569	67	B1	100	-60	BAS	FT	40/32	0/0	---	0	0	0
570	A8	0	120	-60	BAS	FT	40/32	0/0	---	0	0	0
571	A8	5	120	-60	BAS	FT	40/32	0/0	---	0	0	0
572	60	B1	120	-60	BAS	FT	40/32	0/0	---	0	0	0
573	65	B1	120	-60	BAS	FT	40/32	0/0	---	0	0	0
574	67	B1	120	-60	BAS	FT	40/32	0/0	---	0	0	0
575	A8	0	40	-60	BAS	FT	40/32	0/0	---	0	0	0
576	A8	5	40	-60	BAS	FT	40/32	0/0	---	0	0	0
577	60	B1	40	-60	BAS	FT	40/32	0/0	---	0	0	0
578	65	B1	40	-60	BAS	FT	40/32	0/0	---	0	0	0
579	67	B1	40	-60	BAS	FT	40/32	0/0	---	0	0	0
580	A8	0	20	-60	BAS	FT	40/32	0/0	---	0	0	0
581	A8	5	20	-60	BAS	FT	40/32	0/0	---	0	0	0
582	60	B1	20	-60	BAS	FT	40/32	0/0	---	0	0	0
583	65	B1	20	-60	BAS	FT	40/32	0/0	---	0	0	0
584	67	B1	20	-60	BAS	FT	40/32	0/0	---	0	0	0
585	A8	0	10	-60	BAS	FT	40/32	0/0	---	0	0	0
586	A8	5	10	-60	BAS	FT	40/32	0/0	---	0	0	0
587	60	B1	10	-60	BAS	FT	40/32	0/0	---	0	0	0
588	65	B1	10	-60	BAS	FT	40/32	0/0	---	0	0	0
589	67	B1	10	-60	BAS	FT	40/32	0/0	---	0	0	0
590	A8	0	5	-60	BAS	FT	40/32	0/0	---	0	0	0
591	A8	5	5	-60	BAS	FT	40/32	0/0	---	0	0	0
592	60	B1	5	-60	BAS	FT	40/32	0/0	---	0	0	0
593	65	B1	5	-60	BAS	FT	40/32	0/0	---	0	0	0
594	67	B1	5	-60	BAS	FT	40/32	0/0	---	0	0	0
595	A7	0	60	20	BAS	FT	40/32	0/0	---	0	0	0
596	A7	0	60	-20	BAS	FT	40/32	0/0	S12	0	0	0
597	A7	5	60	-20	BAS	FT	40/32	0/0	S12	0	0	0
598	30	B1	60	-20	BAS	FT	40/32	0/0	S12	0	0	0
599	40	B1	60	-20	BAS	FT	40/32	0/0	S12	0	0	0
600	50	B1	60	-20	BAS	FT	40/32	0/0	S12	0	0	0
601	55	B1	60	-20	BAS	FT	40/32	0/0	S12	0	0	0
602	60	B1	60	-20	BAS	FT	40/32	0/0	S12	0	0	0
603	65	B1	60	-20	BAS	FT	40/32	0/0	S12	0	0	0
604	67	B1	60	-20	BAS	FT	40/32	0/0	S12	0	0	0
605	A7	0	60	-40	BAS	FT	40/32	0/0	S12	0	0	0
606	A7	0	60	-60	BAS	FT	40/32	0/0	S12	0	0	0
607	A7	0	60	0	BAS	FT	40/32	0/0	S12	0	0	0
608	A7	0	60	20	BAS	FT	40/32	0/0	S12	0	0	0
609	A7	0	60	-20	BAS	FT	40/32	0/0	S15	0	0	0
610	A7	0	60	0	BAS	FT	40/32	0/0	S15	0	0	0
611	A7	0	60	20	BAS	FT	40/32	0/0	S15	0	0	0
612	A7	0	60	-40	BAS	FT	40/32	0/0	S15	0	0	0

Table A1. Continued

Run	α , deg	β , deg	q_∞ , psf	δ_C , deg	Nose	Inlet	$\delta_{f, LE}$, deg	$\delta_{f, TE}$, deg	Strake and LEX	δ_R , deg	δ_{TV} , deg	δ_{SB} , deg
613	A7	0	60	-60	BAS	FT	40/32	0/0	S15	0	0	0
614	A7	0	60	-20	N6	FT	40/32	0/0	S12	0	0	0
615	40	B1	60	-20	N6	FT	40/32	0/0	S12	0	0	0
616	50	B1	60	-20	N6	FT	40/32	0/0	S12	0	0	0
617	60	B1	60	-20	N6	FT	40/32	0/0	S12	0	0	0
618	65	B1	60	-20	N6	FT	40/32	0/0	S12	0	0	0
619	30	B1	60	-20	N6	FT	40/32	0/0	S12	0	0	0
620	A7	0	60	-40	N6	FT	40/32	0/0	S12	0	0	0
621	A7	0	60	-60	N6	FT	40/32	0/0	S12	0	0	0
622	A7	0	60	0	N6	FT	40/32	0/0	S12	0	0	0
623	A7	0	60	10	N6	FT	40/32	0/0	S12	0	0	0
624	A7	0	60	20	N6	FT	40/32	0/0	S12	0	0	0
625	A7	0	60	-10	N6	FT	40/32	0/0	S12	0	0	0
626	A7	0	60	20	N6	FT	40/32	10/10	S12	0	0	0
627	A7	0	60	10	N6	FT	40/32	10/10	S12	0	0	0
628	A7	0	60	0	N6	FT	40/32	10/10	S12	0	0	0
629	A7	0	60	-10	N6	FT	40/32	10/10	S12	0	0	0
630	A7	0	60	-20	N6	FT	40/32	10/10	S12	0	0	0
631	A7	0	60	-40	N6	FT	40/32	10/10	S12	0	0	0
632	A7	0	60	-60	N6	FT	40/32	10/10	S12	0	0	0
633	A7	0	60	20	N6	FT	40/32	-10/-10	S12	0	0	0
634	A7	0	60	10	N6	FT	40/32	-10/-10	S12	0	0	0
635	A7	0	60	0	N6	FT	40/32	-10/-10	S12	0	0	0
636	A7	0	60	-10	N6	FT	40/32	-10/-10	S12	0	0	0
637	A7	0	60	-20	N6	FT	40/32	-10/-10	S12	0	0	0
638	A7	0	60	-40	N6	FT	40/32	-10/-10	S12	0	0	0
639	A7	0	60	-60	N6	FT	40/32	-10/-10	S12	0	0	0
640	A7	0	60	-20	N6	FT	40/32	0/0	S12	-30	0	0
641	A7	5	60	-20	N6	FT	40/32	0/0	S12	-30	0	0
642	A7	-5	60	-20	N6	FT	40/32	0/0	S12	-30	0	0
643	40	B1	60	-20	N6	FT	40/32	0/0	S12	-30	0	0
644	50	B1	60	-20	N6	FT	40/32	0/0	S12	-30	0	0
645	60	B1	60	-20	N6	FT	40/32	0/0	S12	-30	0	0
646	65	B1	60	-20	N6	FT	40/32	0/0	S12	-30	0	0
647	30	B1	60	-20	N6	FT	40/32	0/0	S12	-30	0	0
648	A7	0	60	-20	N6/N7	FT	40/32	0/0	S12	0	0	0
649	30	B1	60	-20	N6/N7	FT	40/32	0/0	S12	0	0	0
650	40	B1	60	-20	N6/N7	FT	40/32	0/0	S12	0	0	0
651	50	B1	60	-20	N6/N7	FT	40/32	0/0	S12	0	0	0
652	60	B1	60	-20	N6/N7	FT	40/32	0/0	S12	0	0	0
653	65	B1	60	-20	N6/N7	FT	40/32	0/0	S12	0	0	0
654	30	B1	60	-20	N6	FT	40/32	0/0	S12	0	0	0
655	35	B1	60	-20	N6	FT	40/32	0/0	S12	0	0	0
656	35	B1	60	-30	N6	FT	40/32	0/0	S12	0	0	0
657	35	B1	60	-10	N6	FT	40/32	0/0	S12	0	0	0
658	40	B1	60	-20	N6	FT	40/32	0/0	S12	0	0	0
659	45	B1	60	-20	N6	FT	40/32	0/0	S12	0	0	0
660	A7	0	60	-20	N6	FT	40/32	-30/+30	S12	0	0	0
661	A7	-5	60	-20	N6	FT	40/32	-30/+30	S12	0	0	0
662	A7	5	60	-20	N6	FT	40/32	-30/+30	S12	0	0	0
663	30	B1	60	-20	N6	FT	40/32	-30/+30	S12	0	0	0

Table A1. Continued

Run	α , deg	β , deg	q_{∞} , psf	δ_C , deg	Nose	Inlet	δ_f , LE, deg	δ_f , TE, deg	Strake and LEX	δ_R , deg	δ_{TV} , deg	δ_{SB} , deg
664	40	B1	60	-20	N6	FT	40/32	-30/+30	S12	0	0	0
665	50	B1	60	-20	N6	FT	40/32	-30/+30	S12	0	0	0
666	60	B1	60	-20	N6	FT	40/32	-30/+30	S12	0	0	0
667	65	B1	60	-20	N6	FT	40/32	-30/+30	S12	0	0	0
668	A7	0	60	20	N6	FT	0/0	0/0	S12	0	0	0
669	A7	0	60	10	N6	FT	0/0	0/0	S12	0	0	0
670	A7	0	60	0	N6	FT	0/0	0/0	S12	0	0	0
671	A7	0	60	-10	N6	FT	0/0	0/0	S12	0	0	0
672	A7	0	60	-20	N6	FT	0/0	0/0	S12	0	0	0
673	A7	0	60	-40	N6	FT	0/0	0/0	S12	0	0	0
674	A7	0	60	-60	N6	FT	0/0	0/0	S12	0	0	0
675	30	B1	60	-20	N6	FT	0/0	0/0	S12	0	0	0
676	40	B1	60	-20	N6	FT	0/0	0/0	S12	0	0	0
677	50	B1	60	-20	N6	FT	0/0	0/0	S12	0	0	0
678	60	B1	60	-20	N6	FT	0/0	0/0	S12	0	0	0
679	65	B1	60	-20	N6	FT	0/0	0/0	S12	0	0	0
680	35	B1	60	-20	N6	FT	0/0	0/0	S12	0	0	0
681	A7	0	60	OFF	N6	FT	0/0	0/0	S12	0	0	0
682	30	B1	60	OFF	N6	FT	0/0	0/0	S12	0	0	0
683	40	B1	60	OFF	N6	FT	0/0	0/0	S12	0	0	0
684	50	B1	60	OFF	N6	FT	0/0	0/0	S12	0	0	0
685	60	B1	60	OFF	N6	FT	0/0	0/0	S12	0	0	0
686	65	B1	60	OFF	N6	FT	0/0	0/0	S12	0	0	0
687	A2	0	60	OFF	N6	FT	0/0	0/0	S12	0	0	0
688	0	B1	60	OFF	N6	FT	0/0	0/0	S12	0	0	0
689	10	B1	60	OFF	N6	FT	0/0	0/0	S12	0	0	0
690	20	B1	60	OFF	N6	FT	0/0	0/0	S12	0	0	0
691	30	B1	60	OFF	N6	FT	0/0	0/0	S12	0	0	0
692	A2	0	60	20	N6	FT	0/0	0/0	S12	0	0	0
693	A2	0	60	10	N6	FT	0/0	0/0	S12	0	0	0
694	A2	0	60	0	N6	FT	0/0	0/0	S12	0	0	0
695	A2	0	60	-10	N6	FT	0/0	0/0	S12	0	0	0
696	A2	0	60	-20	N6	FT	0/0	0/0	S12	0	0	0
697	A2	0	60	-40	N6	FT	0/0	0/0	S12	0	0	0
698	A2	0	60	-60	N6	FT	0/0	0/0	S12	0	0	0
699	0	B1	60	-20	N6	FT	0/0	0/0	S12	0	0	0
700	10	B1	60	-20	N6	FT	0/0	0/0	S12	0	0	0
701	20	B1	60	-20	N6	FT	0/0	0/0	S12	0	0	0
702	30	B1	60	-20	N6	FT	0/0	0/0	S12	0	0	0
703	A2	0	60	-20	N6	FT	0/0	0/0	S12	-30	0	0
704	A3	5	60	-20	N6	FT	0/0	0/0	S12	-30	0	0
705	A3	-5	60	-20	N6	FT	0/0	0/0	S12	-30	0	0
706	0	B1	60	-20	N6	FT	0/0	0/0	S12	-30	0	0
707	10	B1	60	-20	N6	FT	0/0	0/0	S12	-30	0	0
708	20	B1	60	-20	N6	FT	0/0	0/0	S12	-30	0	0
709	30	B1	60	-20	N6	FT	0/0	0/0	S12	-30	0	0
710	A2	0	60	20	N6	FT	0/0	10/10	S12	0	0	0
711	A2	0	60	10	N6	FT	0/0	10/10	S12	0	0	0
712	A2	0	60	0	N6	FT	0/0	10/10	S12	0	0	0
713	A2	0	60	-10	N6	FT	0/0	10/10	S12	0	0	0
714	A2	0	60	-20	N6	FT	0/0	10/10	S12	0	0	0
715	A2	0	60	-40	N6	FT	0/0	10/10	S12	0	0	0
716	A2	0	60	-60	N6	FT	0/0	10/10	S12	0	0	0

Table A1. Concluded

Run	α , deg	β , deg	q_∞ , psf	δ_C , deg	Nose	Inlet	δ_f , LE, deg	δ_f , TE, deg	Strake and LEX	δ_R , deg	δ_{TV} , deg	δ_{SB} , deg
717	A2	0	60	20	N6	FT	0/0	-10/-10	S12	0	0	0
718	A2	0	60	10	N6	FT	0/0	-10/-10	S12	0	0	0
719	A2	0	60	0	N6	FT	0/0	-10/-10	S12	0	0	0
720	A2	0	60	-10	N6	FT	0/0	-10/-10	S12	0	0	0
721	A2	0	60	-20	N6	FT	0/0	-10/-10	S12	0	0	0
722	A2	0	60	-40	N6	FT	0/0	-10/-10	S12	0	0	0
723	A2	0	60	-60	N6	FT	0/0	-10/-10	S12	0	0	0
724	A2	0	60	20	N6	FT	0/0	-40/-40	S12	0	0	0
725	A2	0	60	0	N6	FT	0/0	-40/-40	S12	0	0	0
726	A2	0	60	-20	N6	FT	0/0	-40/-40	S12	0	0	0
727	0	B1	60	-20	N6	FT	0/0	-40/-40	S12	0	0	0
728	10	B1	60	-20	N6	FT	0/0	-40/-40	S12	0	0	0
729	20	B1	60	-20	N6	FT	0/0	-40/-40	S12	0	0	0
730	A2	0	20	-20	N6	FT	0/0	-40/-40	S12	0	0	0
731	A2	0	25	-20	N6	FT	0/0	-40/-40	S12	0	0	0
732	A2	0	30	-20	N6	FT	0/0	-40/-40	S12	0	0	0
733	20	B1	30	-20	N6	FT	0/0	-40/-40	S12	0	0	0
734	20	B1	25	-20	N6	FT	0/0	-40/-40	S12	0	0	0
735	30	B1	25	-20	N6	FT	0/0	-40/-40	S12	0	0	0
736	A2	0	25	-40	N6	FT	0/0	-40/-40	S12	0	0	0
737	A2	0	25	-60	N6	FT	0/0	-40/-40	S12	0	0	0
738	A2	0	25	-60	N6	FT	0/0	30/30	S12	0	0	0
739	A2	-5	25	-20	N6	FT	0/0	30/30	S12	0	0	0
740	A2	5	25	-20	N6	FT	0/0	30/30	S12	0	0	0
741	0	B1	25	-20	N6	FT	0/0	30/30	S12	0	0	0
742	10	B1	25	-20	N6	FT	0/0	30/30	S12	0	0	0
743	20	B1	25	-20	N6	FT	0/0	30/30	S12	0	0	0
744	30	B1	25	-20	N6	FT	0/0	30/30	S12	0	0	0
745	A2	0	25	-20	N6	FT	0/0	30/30	S12	0	0	0
746	A2	0	25	-20	N6	FT	0/0	-30/+30	S12	0	0	0
747	A2	-5	25	-20	N6	FT	0/0	-30/+30	S12	0	0	0
748	A2	5	25	-20	N6	FT	0/0	-30/+30	S12	0	0	0
749	0	B1	25	-20	N6	FT	0/0	-30/+30	S12	0	0	0
750	10	B1	25	-20	N6	FT	0/0	-30/+30	S12	0	0	0
751	20	B1	25	-20	N6	FT	0/0	-30/+30	S12	0	0	0
752	30	B1	25	-20	N6	FT	0/0	-30/+30	S12	0	0	0
753	A2	0	25	20	N6	FT	0/0	30/30	S12	0	0	0
754	A2	0	25	0	N6	FT	0/0	30/30	S12	0	0	0
755	A2	0	25	-40	N6	FT	0/0	30/30	S12	0	0	0
756	A2	0	25	20	N6	FT	40/32	0/0	S12	0	0	0
757	A2	0	25	10	N6	FT	40/32	0/0	S12	0	0	0
758	A2	0	25	0	N6	FT	40/32	0/0	S12	0	0	0
759	A2	0	25	-10	N6	FT	40/32	0/0	S12	0	0	0
760	A2	0	25	-20	N6	FT	40/32	0/0	S12	0	0	0
761	0	B1	25	-20	N6	FT	40/32	0/0	S12	0	0	0
762	10	B1	25	-20	N6	FT	40/32	0/0	S12	0	0	0
763	20	B1	25	-20	N6	FT	40/32	0/0	S12	0	0	0
764	30	B1	25	-20	N6	FT	40/32	0/0	S12	0	0	0

Table A2. Tabulated Data

ALPHA	BETA	Q	CL	CD	GPM	CRM	CYM	CSF	CAF	CNF
RUN = 103										
-5.08	.00	20.17	-.2819	.0912	-.0567	-.0006	-.0002	.0053	.0357	-.2888
-.01	.00	20.15	-.0469	.0599	-.0815	.0007	-.0005	.0072	.0283	-.0469
5.04	.00	20.14	.1825	.0526	-.0800	.0003	-.0005	.0045	.0045	.1864
10.06	.00	19.91	.4227	.0735	-.0673	-.0002	-.0005	.0032	-.0335	.4291
15.10	.00	19.57	.6721	.1418	-.0515	.0013	.0013	.0074	-.0695	.6858
20.23	.00	19.71	.8406	.2534	-.0375	-.0024	.0010	-.0011	-.0819	.8764
21.20	.00	19.83	.8697	.2837	-.0354	-.0025	.0027	.0003	-.0765	.9135
22.19	.00	19.72	.8990	.3078	-.0364	-.0003	.0014	.0020	-.0802	.9486
23.19	.00	19.50	.9563	.3459	-.0357	.0002	.0001	.0006	-.0827	1.0152
24.22	.00	19.51	.9943	.3783	-.0318	.0006	.0004	.0044	-.0849	1.0620
25.23	.00	19.63	1.0125	.4001	-.0364	-.0007	.0019	-.0039	-.0894	1.0864
26.21	.00	19.87	1.0437	.4468	-.0418	.0011	.0006	.0105	-.0779	1.1337
27.21	.00	19.76	1.0634	.4748	-.0402	-.0023	.0027	.0080	-.0800	1.1629
28.26	.00	19.77	1.0552	.4905	-.0347	-.0018	.0000	.0032	-.0819	1.1617
29.22	.00	19.65	.9934	.4907	-.0311	-.0005	.0032	-.0031	-.0706	1.1065
30.26	.00	20.01	.9847	.5113	-.0179	.0018	-.0045	.0014	-.0672	1.1082
RUN = 104										
-5.05	.00	30.31	-.2944	.0582	-.0584	-.0014	-.0009	-.0001	.0303	-.2984
.03	.00	30.29	-.0594	.0296	-.0840	.0003	-.0010	.0035	.0279	-.0594
5.02	.00	30.15	.1945	.0242	-.0809	.0000	-.0004	.0058	.0053	.1959
10.07	.00	30.04	.4327	.0440	-.0676	.0001	-.0004	.0032	-.0340	.4337
15.10	.00	29.70	.6735	.1122	-.0581	.0004	.0007	.0028	-.0689	.6794
20.22	.00	29.51	.8502	.2271	-.0346	-.0001	.0003	.0027	-.0822	.8763
21.23	.00	29.40	.8876	.2589	-.0334	-.0013	.0008	.0068	-.0815	.9211
22.23	.00	29.41	.9222	.2892	-.0329	-.0024	.0027	.0043	-.0826	.9630
23.20	.00	29.77	.9596	.3239	-.0382	-.0010	.0013	.0022	-.0817	1.0096
24.17	.00	29.78	1.0024	.3606	-.0364	-.0014	.0016	.0027	-.0828	1.0621
25.19	.00	29.79	1.0290	.3959	-.0397	-.0006	.0004	.0028	-.0810	1.0996
26.27	.00	29.58	1.0667	.4385	-.0414	-.0008	.0002	.0065	-.0801	1.1506
27.24	.00	29.59	1.0690	.4616	-.0442	-.0009	.0009	.0019	-.0801	1.1618
28.23	.00	29.83	1.0475	.4822	-.0397	-.0009	-.0007	.0044	-.0717	1.1510
29.21	.00	29.71	.9643	.4706	-.0274	-.0009	-.0004	.0004	-.0607	1.0713
30.21	.00	29.95	.9654	.4969	-.0198	-.0009	.0010	-.0006	-.0571	1.0843

Table A2. Continued

ALPHA	BETA	Q	CL	CD	CPM	CRM	CYM	CSF	CAF	CNF
RUN = 105										
-5.02	.00	40.34	-.2784	.0586	-.0548	-.0004	-.0007	.0029	.0321	-.2824
.01	.00	40.42	-.0515	.0295	-.0824	.0001	-.0004	.0020	.0276	-.0515
5.05	.00	40.17	.1946	.0224	-.0806	-.0002	-.0003	.0004	.0032	.1958
10.07	.00	39.93	.4277	.0441	-.0684	.0001	-.0006	.0026	-.0332	.4288
15.15	.00	39.49	.6816	.1125	-.0578	-.0006	-.0002	.0090	-.0713	.6873
20.20	.00	39.19	.8574	.2305	-.0360	.0001	.0006	.0006	-.0815	.8843
21.15	.00	38.97	.8934	.2593	-.0336	-.0011	.0011	.0022	-.0821	.9268
22.16	.00	39.10	.9137	.2859	-.0344	-.0023	.0023	-.0026	-.0815	.9540
23.16	.00	39.69	.9650	.3226	-.0325	-.0009	.0020	-.0016	-.0845	1.0142
24.17	.00	40.05	.9823	.3531	-.0368	-.0015	.0015	-.0027	-.0815	1.0408
25.17	.00	39.61	1.0266	.3960	-.0404	-.0007	.0006	.0005	-.0797	1.0975
26.24	.00	39.39	1.0556	.4301	-.0430	-.0002	-.0016	.0050	-.0823	1.1370
27.21	.00	39.76	1.0688	.4623	-.0424	-.0014	.0016	.0009	-.0790	1.1619
28.21	.00	39.53	1.0343	.4731	-.0344	.0065	-.0038	-.0018	-.0733	1.1351
29.23	.00	39.66	.9704	.4782	-.0263	-.0001	-.0004	.0006	-.0575	1.0804
30.20	.00	39.55	.9665	.4956	-.0201	-.0001	.0001	.0018	-.0588	1.0846
RUN = 106										
-5.16	.00	50.25	-.2857	.0622	-.0541	-.0003	-.0004	.0028	.0343	-.2902
-.04	.00	50.44	-.0512	.0278	-.0833	.0000	-.0002	.0002	.0258	-.0513
5.06	.00	50.41	.1937	.0237	-.0806	-.0004	-.0004	-.0002	.0044	.1950
10.12	.00	49.83	.4389	.0454	-.0678	-.0003	-.0005	-.0002	-.0345	.4401
15.10	.00	49.50	.6759	.1088	-.0585	-.0011	-.0001	.0039	-.0729	.6809
20.15	.00	50.03	.8511	.2282	-.0334	-.0004	.0000	.0020	-.0809	.8776
21.17	.00	49.69	.8862	.2567	-.0354	-.0022	.0009	-.0009	-.0825	.9191
22.21	.00	49.60	.9173	.2905	-.0334	-.0032	.0027	-.0019	-.0795	.9590
23.25	.00	49.85	.9649	.3291	-.0377	-.0007	.0010	-.0012	-.0801	1.0164
24.19	.00	49.75	.9962	.3576	-.0394	-.0005	.0007	-.0036	-.0835	1.0552
25.20	.00	49.42	1.0238	.3933	-.0430	-.0010	.0016	-.0006	-.0816	1.0939
26.23	.00	49.45	1.0577	.4335	-.0394	-.0010	.0029	-.0009	-.0802	1.1404
27.26	.00	49.46	1.0621	.4586	-.0445	-.0010	.0011	-.0009	-.0803	1.1543
28.22	.00	49.48	1.0274	.4736	-.0361	.0028	-.0022	-.0021	-.0698	1.1293
29.23	.00	49.60	.9752	.4799	-.0258	.0015	-.0040	.0060	-.0586	1.0854
30.23	.00	49.85	.9692	.4972	-.0190	-.0003	.0009	-.0004	-.0593	1.0877

Table A2. Continued

ALPHA	BETA	Q	CL	CD	CPM	CRM	CYM	CSF	CAF	CNF
RUN = 107										
-5.03	.00	60.16	-.2899	.0594	-.0561	-.0005	-.0001	.0038	.0317	-.2940
.01	.00	60.23	-.0518	.0307	-.0832	.0000	-.0002	.0033	.0286	-.0518
5.04	.00	60.08	.1895	.0235	-.0804	-.0006	-.0002	.0015	.0046	.1909
10.15	.00	59.72	.4369	.0449	-.0677	-.0005	-.0004	.0017	-.0349	.4379
15.17	.00	59.64	.6743	.1126	-.0582	-.0015	.0001	.0046	-.0699	.6802
20.19	.00	59.02	.8560	.2315	-.0354	-.0004	.0002	-.0018	-.0801	.8833
21.17	.00	59.04	.8843	.2581	-.0311	-.0019	.0010	.0021	-.0805	.9178
22.23	.00	58.59	.9093	.2857	-.0371	-.0016	.0018	-.0007	-.0813	.9498
23.17	.00	59.54	.9554	.3244	-.0416	-.0007	.0007	-.0009	-.0794	1.0060
24.27	.00	59.33	.9963	.3602	-.0408	-.0018	.0010	.0012	-.0828	1.0563
25.24	.00	59.13	1.0173	.3935	-.0419	-.0025	.0013	-.0053	-.0796	1.0880
26.21	.00	59.26	1.0402	.4265	-.0423	-.0002	.0000	.0033	-.0784	1.1216
27.21	.00	59.75	1.0561	.4565	-.0396	-.0006	.0018	-.0028	-.0786	1.1479
28.19	.00	59.77	1.0293	.4753	-.0344	.0017	-.0001	-.0009	-.0687	1.1317
29.21	.00	59.20	.9733	.4796	-.0257	-.0003	-.0015	-.0001	-.0575	1.0836
30.20	.00	59.56	.9573	.4967	-.0212	-.0006	.0009	.0002	-.0534	1.0772
RUN = 108										
-5.06	.00	60.29	-.2896	.0767	-.0664	-.0006	-.0005	.0038	.0489	-.2952
.02	.00	60.35	-.0495	.0441	-.0786	-.0002	.0002	.0036	.0420	-.0495
5.04	.00	60.10	.1798	.0430	-.0931	-.0005	-.0002	.0003	.0250	.1829
10.10	.00	59.40	.4082	.0641	-.1055	-.0009	-.0003	.0025	-.0105	.4131
15.11	.00	59.19	.6387	.1266	-.1174	-.0014	-.0010	.0051	-.0463	.6496
20.15	.00	59.49	.8024	.2429	-.1034	-.0018	.0014	-.0016	-.0500	.8369
21.18	.00	59.51	.8384	.2715	-.1019	-.0030	.0023	.0023	-.0515	.8799
22.26	.00	59.99	.8694	.3022	-.1065	-.0011	.0027	-.0015	-.0513	.9191
23.28	.00	59.55	.9120	.3343	-.1071	-.0021	.0024	.0026	-.0528	.9699
24.22	.00	59.69	.9371	.3656	-.1097	-.0011	.0016	-.0010	-.0525	1.0046
25.17	.00	59.37	.9758	.4027	-.1133	.0004	.0004	.0065	-.0520	1.0545
26.23	.00	59.85	.9897	.4292	-.1133	-.0018	.0012	.0030	-.0539	1.0775
27.29	.00	59.41	.9950	.4600	-.1175	-.0015	.0010	.0004	-.0487	1.0952
28.19	.00	59.53	.9403	.4621	-.1041	.0003	-.0043	.0038	-.0380	1.0470
29.20	.00	59.54	.9139	.4717	-.0988	.0064	-.0068	.0046	-.0350	1.0279
30.21	.00	59.80	.9245	.4964	-.1026	.0051	-.0068	.0046	-.0370	1.0487
-5.01	.00	60.76	-.2760	.0893	-.0513	-.0007	.0004	.0063	.0634	-.2827

Table A2. Continued

ALPHA	BETA	Q	CL	CD	CPM	CRM	CYM	CSF	CAF	CNF
RUN = 109										
-5.01	.00	60.18	-.2744	.0901	-.0525	-.0007	-.0013	.0059	.0642	-.2812
.01	.00	60.13	-.0443	.0586	-.0717	-.0001	-.0001	.0029	.0567	-.0443
5.08	.00	60.10	.1870	.0541	-.0820	-.0006	-.0007	.0038	.0353	.1911
10.14	.00	59.87	.4185	.0750	-.0892	-.0004	-.0005	.0017	-.0018	.4252
15.17	.00	59.89	.6391	.1424	-.1067	-.0022	.0001	.0029	-.0316	.6541
20.15	.00	59.51	.7925	.2600	-.1036	-.0018	.0008	-.0013	-.0305	.8335
21.19	.00	59.53	.8190	.2877	-.1059	-.0031	.0014	.0014	-.0294	.8676
22.16	.00	59.66	.8582	.3213	-.1118	.0007	.0000	.0033	-.0277	.9160
23.20	.00	59.45	.8942	.3521	-.1172	-.0012	-.0008	.0015	-.0300	.9606
24.16	.00	59.82	.9183	.3854	-.1206	-.0011	.0008	.0053	-.0255	.9956
25.25	.00	59.96	.9545	.4225	-.1284	-.0026	.0025	-.0036	-.0263	1.0436
26.22	.00	59.76	.9694	.4529	-.1353	-.0005	.0012	-.0023	-.0231	1.0698
27.19	.00	59.89	.9509	.4715	-.1358	-.0047	.0035	.0010	-.0162	1.0613
28.19	.00	59.43	.8860	.4712	-.1273	-.0123	.0100	.0045	-.0042	1.0035
29.16	.00	59.45	.8791	.4917	-.1377	-.0102	.0113	-.0010	.0003	1.0073
30.25	.00	59.70	.8862	.5181	-.1387	-.0110	.0103	.0014	.0005	1.0265
RUN = 111										
-5.01	.00	60.04	-.2829	.0605	-.0556	-.0005	-.0007	.0026	.0334	-.2871
.02	.00	60.23	-.0487	.0299	-.0826	.0003	.0001	.0023	.0276	-.0486
5.02	.00	59.85	.1935	.0258	-.0802	.0000	-.0003	.0033	.0065	.1950
10.07	.00	59.38	.4353	.0460	-.0680	-.0001	-.0006	.0008	-.0331	.4366
15.04	.00	59.64	.6739	.1141	-.0587	-.0011	-.0004	.0061	-.0669	.6804
20.00	.00	59.25	.8515	.2321	-.0353	-.0014	.0004	.0016	-.0752	.8795
25.02	.00	58.32	1.0155	.3926	-.0374	-.0014	.0017	.0004	-.0756	1.0862
26.06	.00	58.23	1.0485	.4316	-.0413	-.0019	.0022	.0009	-.0748	1.1315
27.11	.00	58.25	1.0686	.4657	-.0402	.0011	-.0007	.0062	-.0741	1.1634
28.01	.00	59.08	1.0444	.4819	-.0336	-.0018	.0015	.0032	-.0667	1.1484
29.04	.00	59.55	.9793	.4829	-.0250	.0022	-.0014	.0030	-.0547	1.0906
30.06	.00	59.33	.9756	.5050	-.0229	.0005	.0016	-.0005	-.0530	1.0974
31.01	.00	59.48	.9709	.5254	-.0205	-.0007	.0032	.0005	-.0511	1.1028
31.77	.00	59.41	.9750	.5452	-.0237	-.0010	.0022	.0028	-.0509	1.1160

Table A2. Continued

ALPHA	BETA	Q	CL	CD	GPM	CRM	CYM	CSF	CAF	CNF
RUN = 112										
-.01	5.02	60.34	-.0466	.0279	-.0866	.0023	.0105	-.0846	.0257	-.0466
5.06	5.02	59.97	.1944	.0229	-.0810	-.0015	.0094	-.0901	.0036	.1957
10.01	5.02	59.50	.4337	.0463	-.0682	-.0056	.0085	-.0934	-.0320	.4351
15.00	5.02	59.30	.6736	.1121	-.0585	-.0107	.0047	-.0848	-.0681	.6797
20.01	5.02	59.60	.8559	.2344	-.0435	-.0088	.0002	-.0847	-.0745	.8844
25.05	5.02	59.82	1.0090	.3844	-.0405	-.0085	-.0027	-.0876	-.0807	1.0769
29.97	5.02	59.56	.9629	.4898	-.0215	-.0153	.0069	-.0730	-.0577	1.0789
31.76	5.02	59.64	.9735	.5385	-.0260	-.0098	-.0014	-.0665	-.0553	1.1112
RUN = 113										
-5.01	5.02	60.39	-.2814	.0563	-.0625	.0008	.0109	-.0833	.0294	-.2853
-5.01	5.02	60.65	-.2683	.0849	-.0491	.0023	.0093	-.0851	.0611	-.2747
.01	5.02	60.37	-.0401	.0562	-.0705	.0028	.0081	-.0901	.0543	-.0401
5.06	5.02	60.23	.1917	.0558	-.0808	-.0026	.0126	-.0931	.0367	.1959
10.01	5.02	59.30	.4150	.0778	-.0908	-.0068	.0132	-.0979	.0025	.4222
15.05	5.02	59.21	.6438	.1490	-.1007	-.0105	.0082	-.0922	-.0251	.6604
20.04	5.02	59.63	.8024	.2659	-.1099	-.0070	.0009	-.0962	-.0268	.8450
25.02	5.02	58.58	.9451	.4122	-.1273	-.0063	-.0003	-.0967	-.0275	1.0307
20.13	5.02	59.64	.8046	.2701	-.1100	-.0070	.0015	-.0960	-.0250	.8484
24.99	5.02	58.23	.9490	.4151	-.1294	-.0066	.0009	-.0982	-.0260	1.0355
30.05	5.02	59.47	.8736	.5107	-.1379	-.0100	-.0008	-.0821	.0040	1.0119
31.39	5.02	59.75	.8848	.5437	-.1443	-.0110	-.0021	-.0719	.0029	1.0385
RUN = 115										
-5.07	.00	60.26	-.2885	.0446	-.0240	.0003	-.0004	.0032	.0168	-.2914
.02	.00	60.44	-.0291	.0145	-.0195	.0006	.0000	.0038	.0124	-.0291
5.08	.00	59.96	.2223	.0197	-.0109	.0003	-.0003	.0049	-.0021	.2231
10.08	.00	59.50	.4659	.0495	.0039	.0004	-.0008	.0036	-.0349	.4674
15.08	.00	59.41	.7088	.1231	.0140	-.0005	-.0003	.0043	-.0676	.7164
20.04	.00	59.25	.8731	.2416	.0181	-.0006	-.0005	-.0002	-.0742	.9030
25.01	.00	60.41	1.0489	.4125	-.0056	-.0010	.0008	.0032	-.0714	1.1250
26.12	.00	59.74	1.0777	.4480	-.0066	-.0014	.0031	-.0032	-.0739	1.1648
27.00	.00	59.42	1.1031	.4833	-.0087	-.0023	.0044	-.0047	-.0719	1.2022
28.04	.00	59.44	1.1129	.5192	-.0093	-.0015	.0023	-.0009	-.0665	1.2264
29.12	.00	59.80	1.0500	.5234	-.0003	-.0120	.0096	.0061	-.0553	1.1720
30.11	.00	59.81	.9964	.5293	.0083	-.0054	.0058	.0040	-.0435	1.1275
31.02	.00	59.61	.9844	.5446	.0105	-.0021	.0035	.0009	-.0419	1.1243
31.85	.00	59.55	.9837	.5642	.0159	-.0024	.0041	.0037	-.0410	1.1333

Table A2. Continued

ALPHA	BETA	Q	CL	CD	CPM	CRM	CYM	CSF	CAF	CNF
RUN = 116										
-5.08	.00	60.04	-.2765	.0501	.0352	.0009	-.0002	.0071	.0232	-.2799
.00	.00	60.33	-.0170	.0245	.0394	.0007	-.0002	.0048	.0224	-.0170
5.04	.00	59.97	.2249	.0355	.0363	.0004	-.0004	.0031	.0135	.2271
10.06	.00	59.74	.4628	.0627	.0192	.0003	-.0006	.0025	-.0213	.4666
15.06	.00	59.77	.6959	.1331	.0106	-.0004	-.0005	.0045	-.0544	.7066
20.06	.00	59.27	.8841	.2597	.0256	-.0004	-.0002	.0042	-.0613	.9195
25.02	.00	59.84	1.0690	.4275	.0212	-.0009	.0011	.0001	-.0667	1.1495
26.00	.00	59.29	1.1019	.4697	.0160	-.0012	.0020	.0019	-.0628	1.1963
27.06	.00	59.20	1.1368	.5082	.0145	-.0018	.0035	-.0008	-.0662	1.2436
28.07	.00	60.04	1.1560	.5468	.0128	-.0022	.0022	.0002	-.0632	1.2773
29.04	.00	59.95	1.1746	.5828	.0105	-.0011	.0004	.0026	-.0623	1.3098
30.07	.00	59.86	1.1292	.6030	.0123	-.0092	.0082	.0068	-.0456	1.2794
31.06	.00	59.41	1.0581	.5968	.0224	-.0106	.0095	.0063	-.0362	1.2143
31.93	.00	59.81	1.0359	.6095	.0292	-.0027	.0025	.0043	-.0319	1.2015
RUN = 117										
-5.04	.00	80.33	-.2830	.0607	-.0545	.0003	-.0001	.0002	.0332	-.2872
.03	.00	80.15	-.0485	.0302	-.0827	.0003	-.0001	.0016	.0277	-.0485
5.00	.00	79.65	.1896	.0239	-.0808	-.0002	-.0002	.0005	.0048	.1909
10.10	.00	79.40	.4367	.0455	-.0686	-.0001	-.0005	.0003	-.0343	.4380
15.05	.00	79.32	.6740	.1104	-.0586	-.0010	-.0001	.0008	-.0708	.6795
20.09	.00	79.42	.8423	.2294	-.0369	-.0005	.0007	-.0026	-.0762	.8698
25.08	.00	79.45	1.0120	.3910	-.0436	-.0013	.0012	-.0025	-.0769	1.0824
26.09	.00	79.48	1.0366	.4257	-.0441	-.0014	.0005	-.0021	-.0755	1.1182
27.00	.00	79.05	1.0481	.4541	-.0430	-.0015	.0029	-.0055	-.0733	1.1400
28.03	.00	79.53	1.0300	.4756	-.0357	.0013	.0015	-.0058	-.0662	1.1327
29.00	.00	79.43	.9702	.4763	-.0227	-.0012	.0002	.0007	-.0554	1.0794
30.08	.00	79.45	.9646	.4963	-.0226	-.0008	.0032	-.0049	-.0554	1.0835
31.06	.00	79.49	.9517	.5139	-.0195	-.0006	.0001	-.0074	-.0522	1.0804
31.93	.00	79.91	.9619	.5358	-.0246	-.0031	.0029	-.0060	-.0552	1.0997

Table A2. Continued

ALPHA	BETA	Q	CL	CD	CPM	CRM	CYM	CSF	CAF	CNF
RUN = 118										
-5.03	.00	100.27	-.2904	.0590	-.0561	.0002	-.0002	-.0025	.0307	-.2945
.04	.00	100.53	-.0522	.0292	-.0826	.0002	-.0001	-.0001	.0267	-.0522
5.05	.00	99.67	.1876	.0243	-.0807	-.0003	-.0003	-.0004	.0051	.1890
10.10	.00	99.65	.4324	.0433	-.0693	-.0003	-.0006	-.0012	-.0358	.4333
15.09	.00	99.12	.6734	.1106	-.0591	-.0009	.0000	.0009	-.0711	.6789
20.05	.00	99.25	.8395	.2285	-.0387	-.0010	.0002	-.0007	-.0755	.8669
25.03	.00	99.31	1.0044	.3874	-.0438	-.0024	.0012	-.0044	-.0761	1.0739
26.07	.00	99.12	1.0322	.4218	-.0413	-.0016	.0017	-.0038	-.0768	1.1125
27.07	.00	99.04	1.0437	.4539	-.0443	-.0013	.0010	-.0039	-.0727	1.1359
28.10	.00	98.95	1.0170	.4738	-.0346	.0001	.0005	-.0056	-.0629	1.1202
29.05	.00	99.65	.9596	.4702	-.0246	.0006	.0005	-.0060	-.0566	1.0672
30.07	.00	99.46	.9575	.4946	-.0218	.0025	-.0016	-.0055	-.0532	1.0764
31.05	.00	99.97	.9587	.5154	-.0208	.0000	.0012	-.0086	-.0543	1.0871
32.09	.00	99.17	.9660	.5449	-.0216	-.0008	-.0009	-.0039	-.0527	1.1078
RUN = 119										
-5.06	.01	119.97	-.2888	.0607	-.0555	.0004	-.0004	.0006	.0325	-.2931
.05	.01	119.99	-.0496	.0290	-.0822	.0002	.0000	.0007	.0265	-.0496
5.09	.01	119.93	.1906	.0227	-.0801	-.0004	-.0003	-.0002	.0031	.1919
10.04	.01	119.45	.4294	.0428	-.0691	-.0003	-.0007	-.0016	-.0353	.4303
15.01	.01	118.80	.6709	.1069	-.0578	-.0013	-.0005	.0024	-.0730	.6757
20.09	.01	118.96	.8379	.2293	-.0357	-.0016	.0004	-.0026	-.0748	.8657
25.03	.02	119.40	1.0044	.3878	-.0366	-.0023	.0018	-.0045	-.0757	1.0741
26.05	.02	119.45	1.0243	.4224	-.0431	-.0020	.0020	-.0034	-.0725	1.1057
27.04	.02	118.80	1.0349	.4513	-.0366	-.0020	.0020	-.0049	-.0705	1.1269
28.14	.02	119.06	.9887	.4629	-.0307	-.0041	.0047	-.0049	-.0599	1.0902
29.22	.02	119.08	.9508	.4710	-.0206	-.0019	.0023	-.0057	-.0548	1.0597
30.01	.02	118.88	.9545	.4916	-.0195	-.0028	.0030	-.0030	-.0531	1.0725
31.00	.02	118.95	.9595	.5161	-.0240	.0015	-.0019	-.0013	-.0530	1.0883
32.04	.02	118.85	.9597	.5415	-.0255	-.0004	.0011	-.0043	-.0514	1.1008

Table A2. Continued

ALPHA	BETA	Q	CL	CD	CPM	CRM	CYM	CSF	CAF	CNF
RUN = 120										
-5.09	.02	60.29	-.3048	.0786	-.0578	.0001	.0001	-.0010	.0491	-.3105
.02	.02	60.12	-.0699	.0416	-.0808	.0003	.0007	-.0011	.0394	-.0699
5.04	.02	59.74	.1792	.0282	-.0790	.0008	.0005	.0010	.0101	.1810
10.08	.02	59.38	.4251	.0440	-.0700	.0002	.0001	-.0016	-.0333	.4263
15.10	.02	59.50	.6590	.0885	-.0552	-.0012	-.0007	.0026	-.0885	.6593
20.06	.02	59.79	.8765	.1867	-.0428	.0003	-.0007	.0024	-.1273	.8874
25.06	.02	59.54	1.0518	.3380	-.0279	-.0014	.0006	-.0002	-.1412	1.0960
26.02	.02	59.57	1.0680	.3765	-.0351	-.0014	.0027	-.0018	-.1320	1.1249
27.07	.02	59.25	1.1006	.4205	-.0389	-.0019	.0019	-.0015	-.1281	1.1714
28.06	.02	59.74	1.1229	.4576	-.0278	-.0037	.0037	-.0033	-.1260	1.2062
29.07	.02	59.65	1.1354	.4949	-.0306	-.0030	.0006	-.0007	-.1207	1.2328
30.02	.02	59.33	1.1004	.5245	-.0303	-.0042	.0034	-.0016	-.0979	1.2152
31.06	.02	59.71	1.0344	.5246	-.0318	-.0142	-.0017	.0061	-.0856	1.1568
31.76	.02	59.63	1.0179	.5376	-.0406	-.0124	.0000	-.0008	-.0799	1.1484
RUN = 121										
-5.03	5.01	60.18	-.2952	.0776	-.0651	.0004	.0116	-.0857	.0492	-.3009
-.01	5.01	60.12	-.0670	.0384	-.0848	.0020	.0113	-.0885	.0362	-.0670
5.06	5.01	59.97	.1782	.0254	-.0807	.0005	.0108	-.0932	.0074	.1797
10.03	5.01	59.73	.4212	.0396	-.0702	-.0049	.0095	-.0986	-.0365	.4216
15.06	5.01	59.28	.6580	.0876	-.0592	-.0099	.0050	-.0913	-.0886	.6581
20.02	5.01	59.56	.8716	.1813	-.0458	-.0084	-.0028	-.0857	-.1300	.8810
24.99	5.01	59.54	1.0429	.3326	-.0354	-.0164	.0012	-.0862	-.1410	1.0858
30.06	5.01	59.79	1.0695	.5079	-.0331	-.0311	.0153	-.0833	-.0973	1.1801
31.77	5.01	59.75	1.0384	.5396	-.0411	-.0240	-.0028	-.0701	-.0890	1.1669
RUN = 122										
-4.99	10.02	60.54	-.2888	.0705	-.0803	.0019	.0261	-.1856	.0438	-.2938
.01	10.02	60.14	-.0693	.0326	-.0852	.0022	.0262	-.1992	.0305	-.0693
5.02	10.02	59.65	.1701	.0211	-.0804	-.0027	.0271	-.2051	.0041	.1713
10.06	10.02	59.52	.4088	.0360	-.0688	-.0106	.0231	-.2037	-.0381	.4088
15.03	10.02	59.64	.6445	.0857	-.0557	-.0182	.0164	-.1997	-.0866	.6447
20.07	10.02	59.81	.8639	.1792	-.0420	-.0229	.0079	-.1938	-.1301	.8730
25.08	10.02	59.44	1.0079	.3285	-.0236	-.0287	.0086	-.1891	-.1312	1.0521
30.06	10.02	59.56	1.0500	.4873	-.0344	-.0539	.0242	-.1577	-.1051	1.1529
30.44	10.02	59.79	1.0372	.4843	-.0315	-.0470	.0260	-.1541	-.1089	1.1396

Table A2. Continued

ALPHA	BETA	Q	CL	CD	CPM	CRM	CYM	CSF	CAF	CNF
RUN = 123										
-4.99	.00	59.95	-.3003	.0787	-.0590	.0004	.0003	.0026	.0501	-.3060
.02	.00	59.89	-.0729	.0420	-.0808	.0005	.0007	.0026	.0398	-.0729
5.05	.00	59.85	.1834	.0294	-.0773	.0011	.0005	.0037	.0109	.1852
10.08	.00	59.61	.4351	.0491	-.0635	.0007	.0004	.0021	-.0300	.4370
15.03	.00	59.40	.6591	.1005	-.0436	-	-.0002	.0036	-.0760	.6626
20.04	.00	59.68	.8866	.2037	-.0249	.0003	-.0011	.0042	-.1145	.9027
25.09	.00	59.56	1.1017	.3677	-.0094	.0005	-.0010	.0065	-.1359	1.1537
26.03	.00	59.70	1.1497	.4091	-.0094	.0003	-.0005	.0059	-.1386	1.2126
27.04	.00	59.61	1.1902	.4502	-.0051	.0001	-.0007	.0057	-.1416	1.2648
28.09	.00	59.64	1.2297	.4938	-.0019	.0004	.0004	.0048	-.1449	1.3174
29.07	.00	59.55	1.2453	.5256	.0047	.0003	-.0011	.0049	-.1473	1.3438
30.09	.00	59.58	1.2486	.5588	.0116	.0014	-.0021	.0046	-.1441	1.3605
30.93	.00	59.61	1.2458	.5822	.0117	.0016	-.0035	.0037	-.1425	1.3679
32.05	.00	59.58	1.2489	.6239	.0141	-.0019	-.0020	.0054	-.1353	1.3896
RUN = 124										
-5.05	4.98	60.41	-.2907	.0774	-.0650	.0010	.0111	-.0815	.0494	-.2963
-.07	5.00	60.13	-.0666	.0414	-.0840	.0025	.0112	-.0834	.0392	-.0667
5.07	5.00	59.97	.1828	.0259	-.0788	.0002	.0109	-.0921	.0075	.1844
10.03	5.00	59.73	.4248	.0454	-.0644	-.0057	.0097	-.0916	-.0314	.4262
15.04	5.00	59.52	.6612	.0979	-.0465	-.0112	.0063	-.0874	-.0791	.6640
20.02	5.00	59.46	.8857	.2028	-.0280	-.0109	-.0021	-.0773	-.1146	.9016
25.01	5.00	59.67	1.0812	.3600	-.0077	-.0051	-.0056	-.0774	-.1326	1.1320
30.03	5.00	59.69	1.2387	.5561	.0072	-.0200	-.0021	-.0748	-.1395	1.3507
32.16	5.00	59.58	1.2067	.6102	.0194	-.0316	.0040	-.0678	-.1267	1.3463
RUN = 125										
-5.00	10.00	60.31	-.2860	.0723	-.0825	.0029	.0257	-.1854	.0459	-.2912
.07	10.00	60.03	-.0583	.0353	-.0840	.0028	.0264	-.1931	.0333	-.0583
5.04	10.00	59.76	.1733	.0240	-.0776	-.0032	.0268	-.1987	.0066	.1748
10.06	10.00	59.64	.4171	.0435	-.0612	-.0129	.0235	-.1970	-.0321	.4183
15.04	10.00	59.88	.6463	.0970	-.0447	-.0216	.0173	-.1912	-.0762	.6494
20.00	10.00	59.59	.8711	.1982	-.0264	-.0258	.0111	-.1802	-.1135	.8863
25.00	10.00	59.92	1.0399	.3506	.0021	-.0168	.0074	-.1793	-.1230	1.0906
29.97	10.00	59.58	1.1830	.5388	.0109	-.0328	.0051	-.1589	-.1249	1.2940
32.18	10.00	59.47	1.1915	.6043	.0198	-.0402	.0065	-.1362	-.1235	1.3303

Table A2. Continued

ALPHA	BETA	Q	CL	CD	CPM	CRM	CYM	CSF	CAF	CNF
RUN = 126										
20.07	-16.04	59.75	.8729	.2053	-.0230	.0384	-.0261	.3295	-.1082	.8904
20.06	-11.99	59.15	.8730	.2065	-.0248	.0320	-.0193	.2348	-.1072	.8909
20.05	-8.00	59.59	.8795	.2050	-.0271	.0215	-.0083	.1454	-.1108	.8965
20.04	-4.00	59.68	.8839	.1996	-.0289	.0092	.0006	.0703	-.1172	.8988
20.03	-.07	59.57	.8824	.2008	-.0255	.0002	-.0014	.0068	-.1155	.8978
20.01	4.00	59.57	.8878	.2037	-.0282	-.0080	-.0035	-.0553	-.1144	.9038
20.01	8.02	59.35	.8773	.1994	-.0251	-.0199	.0058	-.1385	-.1147	.8926
20.00	12.01	59.60	.8749	.2024	-.0259	-.0324	.0159	-.2266	-.1109	.8914
20.00	16.03	59.87	.8878	.2093	-.0293	-.0392	.0243	-.3244	-.1085	.9058
RUN = 127										
-5.01	.00	60.29	-.2991	.0819	-.0579	.0006	.0004	.0020	.0534	-.3051
.01	.00	60.12	-.0730	.0427	-.0805	.0005	.0004	.0022	.0406	-.0729
5.08	.00	59.74	.1839	.0291	-.0766	.0010	.0004	.0000	.0106	.1858
10.06	.00	59.50	.4296	.0505	-.0622	.0007	.0002	.0020	-.0275	.4318
15.09	.00	59.52	.6664	.1031	-.0410	.0001	.0000	.0001	-.0760	.6703
20.05	.00	59.46	.8831	.2064	-.0238	.0006	-.0014	.0032	-.1108	.9003
25.05	.00	59.68	1.1013	.3717	-.0069	.0005	-.0014	.0078	-.1312	1.1551
26.03	.00	59.59	1.1448	.4097	-.0066	.0005	-.0010	.0042	-.1358	1.2085
27.02	.00	59.73	1.1893	.4529	-.0051	.0005	-.0006	.0047	-.1384	1.2653
28.04	.00	59.52	1.2212	.4894	-.0013	.0008	-.0007	.0034	-.1437	1.3079
29.02	.00	59.78	1.2277	.5198	.0078	.0029	-.0033	.0032	-.1426	1.3257
30.01	.00	59.69	1.2275	.5512	.0122	.0028	-.0021	-.0002	-.1382	1.3386
31.05	.00	59.74	1.2430	.5936	.0133	.0030	-.0029	-.0007	-.1340	1.3711
32.02	.00	59.46	1.2309	.6181	.0166	-.0004	-.0030	.0022	-.1298	1.3714
RUN = 128										
-5.00	5.01	60.18	-.2948	.0782	-.0676	.0010	.0115	-.0847	.0501	-.3005
-.04	5.01	60.01	-.0679	.0395	-.0842	.0021	.0110	-.0868	.0373	-.0679
5.05	5.01	59.75	.1731	.0281	-.0780	-.0002	.0107	-.0910	.0106	.1749
9.98	5.01	59.73	.4212	.0468	-.0624	-.0054	.0094	-.0927	-.0291	.4229
15.07	5.01	59.40	.6628	.1007	-.0443	-.0115	.0060	-.0887	-.0772	.6662
20.00	5.01	59.46	.8819	.2048	-.0261	-.0112	-.0019	-.0769	-.1110	.8987
25.03	5.01	59.68	1.0775	.3606	-.0060	-.0053	-.0058	-.0776	-.1307	1.1289
29.98	5.01	59.46	1.2326	.5529	.0086	-.0205	-.0017	-.0744	-.1381	1.3440
32.17	5.01	59.23	1.1855	.6058	.0144	-.0316	.0051	-.0718	-.1193	1.3261

Table A2. Continued

ALPHA	BETA	Q	CL	CD	CPM	CRM	CYM	CSF	CAF	CNF
RUN = 129										
-5.04	10.02	60.31	-.2917	.0754	-.0828	.0030	.0251	-.1864	.0484	-.2972
-.07	10.02	59.91	-.0707	.0353	-.0846	.0020	.0257	-.1968	.0332	-.0707
5.01	10.02	59.77	.1687	.0271	-.0764	-.0034	.0267	-.1956	.0104	.1704
10.09	10.02	59.64	.4119	.0434	-.0593	-.0130	.0235	-.1969	-.0314	.4131
15.09	10.02	59.54	.6536	.1007	-.0405	-.0222	.0170	-.1907	-.0749	.6573
20.03	10.02	59.59	.8701	.2021	-.0222	-.0264	.0112	-.1830	-.1099	.8867
25.08	10.02	59.81	1.0499	.3551	.0004	-.0153	.0068	-.1799	-.1246	1.1014
30.01	10.02	59.58	1.1738	.5369	.0142	-.0359	.0057	-.1593	-.1228	1.2850
32.16	10.02	59.35	1.1872	.6038	.0122	-.0444	.0175	-.1509	-.1211	1.3264
RUN = 130										
10.02	-16.01	59.80	.3880	.0399	-.0549	.0196	-.0393	.3415	-.0295	.3890
10.02	-12.00	59.77	.4122	.0457	-.0568	.0160	-.0284	.2482	-.0286	.4138
10.01	-8.00	59.86	.4165	.0466	-.0602	.0115	-.0193	.1596	-.0287	.4182
10.01	-4.03	59.73	.4319	.0486	-.0618	.0058	-.0072	.0783	-.0293	.4337
10.01	.04	59.96	.4247	.0510	-.0625	.0008	.0004	.0022	-.0257	.4271
10.00	4.04	59.85	.4277	.0487	-.0628	-.0040	.0069	-.0703	-.0284	.4297
9.99	8.00	59.74	.4206	.0460	-.0595	-.0103	.0191	-.1533	-.0298	.4222
9.99	12.03	59.65	.4074	.0422	-.0573	-.0152	.0289	-.2389	-.0310	.4085
9.97	16.01	59.68	.3921	.0422	-.0545	-.0193	.0390	-.3355	-.0277	.3934
RUN = 131										
20.05	16.01	59.64	.8912	.2130	-.0252	-.0406	.0253	-.3235	-.1069	.9102
20.06	12.00	59.61	.8772	.2084	-.0205	-.0328	.0165	-.2234	-.1070	.8954
20.07	7.99	59.58	.8825	.2056	-.0201	-.0195	.0059	-.1339	-.1116	.8995
20.08	4.00	59.58	.8961	.2104	-.0255	-.0081	-.0033	-.0605	-.1119	.9139
20.08	.01	59.57	.8908	.2086	-.0219	.0006	-.0014	.0047	-.1119	.9082
20.09	-4.02	59.69	.8893	.2062	-.0245	.0104	-.0001	.0699	-.1137	.9060
20.10	-8.01	59.59	.8836	.2073	-.0221	.0231	-.0093	.1444	-.1109	.9011
20.12	-11.98	59.72	.8654	.2046	-.0200	.0342	-.0192	.2320	-.1075	.8830
20.14	-16.00	59.99	.8674	.2085	-.0195	.0409	-.0262	.3290	-.1044	.8862

Table A2. Continued

ALPHA	BETA	Q	CL	CD	CPM	CRM	CYM	CSF	CAF	CNF
RUN = 132										
30.06	-16.00	59.72	1.1523	.5298	.0184	.0437	-.0183	.2627	-.1193	1.2627
30.08	-12.00	59.37	1.1902	.5442	.0154	.0373	-.0155	.2074	-.1263	1.3027
30.09	-7.98	59.36	1.2121	.5523	.0105	.0258	-.0035	.1348	-.1307	1.3257
30.09	-4.00	59.35	1.2331	.5599	.0093	.0186	-.0032	.0710	-.1351	1.3477
30.10	.01	59.58	1.2308	.5549	.0139	.0041	-.0049	.0079	-.1386	1.3431
30.10	3.98	59.58	1.2464	.5608	.0085	-.0174	-.0011	-.0581	-.1411	1.3596
30.06	8.03	59.46	1.1988	.5437	.0163	-.0302	.0007	-.1245	-.1306	1.3099
30.01	11.97	59.59	1.1584	.5311	.0176	-.0414	.0137	-.1943	-.1202	1.2687
30.00	16.01	59.83	1.1404	.5234	.0143	-.0477	.0198	-.2549	-.1173	1.2493
RUN = 133										
20.05	5.01	59.59	.9023	.2309	.0343	-.0203	.0071	-.0544	-.0943	.9268
20.04	5.01	59.59	.9078	.2273	.0280	-.0180	.0053	-.0561	-.0994	.9308
20.05	5.01	59.70	.9130	.2224	.0296	-.0158	.0019	-.0528	-.1059	.9339
20.01	5.01	59.58	.9104	.2115	.0118	-.0115	-.0032	-.0627	-.1147	.9278
20.05	5.01	59.46	.8885	.2069	-.0262	-.0111	-.0022	-.0784	-.1121	.9056
20.07	5.01	59.58	.8749	.2121	-.0585	-.0087	-.0064	-.0869	-.1028	.8946
20.00	5.01	59.48	.8502	.2208	-.0915	-.0070	-.0087	-.0957	-.0850	.8745
20.06	5.01	59.37	.8334	.2287	-.0981	-.0070	-.0096	-.0943	-.0727	.8613
20.06	5.01	59.84	.8356	.2411	-.0898	-.0094	-.0036	-.0908	-.0619	.8676
RUN = 134										
-5.01	.00	60.18	-.3037	.0802	-.0594	.0002	.0002	-.0005	.0512	-.3096
-.01	.00	60.12	-.0751	.0407	-.0811	.0004	.0004	-.0005	.0385	-.0751
5.01	.01	59.74	.1777	.0278	-.0773	.0005	.0004	-.0003	.0100	.1795
10.05	.01	59.38	.4201	.0469	-.0647	.0004	.0002	.0000	-.0293	.4218
15.06	.01	59.63	.6625	.0989	-.0465	.0004	.0000	.0019	-.0787	.6654
20.04	.01	59.80	.8760	.1992	-.0317	.0000	-.0017	.0015	-.1150	.8912
25.01	.01	59.44	1.0837	.3568	-.0210	.0000	-.0012	.0047	-.1365	1.1329
26.00	.01	59.81	1.1384	.4011	-.0184	-.0003	-.0007	.0023	-.1403	1.1990
27.03	.01	59.49	1.1821	.4441	-.0160	-.0005	-.0006	.0024	-.1432	1.2548
28.03	.01	59.06	1.2095	.4803	-.0116	-.0008	-.0008	.0040	-.1458	1.2933
29.02	.01	59.65	1.2049	.5043	-.0047	-.0028	-.0001	.0038	-.1452	1.2982
30.10	.01	59.33	1.2074	.5388	.0007	-.0012	-.0014	.0033	-.1410	1.3148
31.07	.01	59.49	1.1991	.5681	.0043	-.0010	-.0028	.0058	-.1336	1.3202
31.95	.01	59.77	1.1457	.5748	.0095	-.0059	.0010	.0047	-.1197	1.2763

Table A2. Continued

ALPHA	BETA	Q	CL	CD	CPM	CRM	CYM	CSF	CAF	CNF
RUN = 135										
-5.05	5.00	60.18	-.2954	.0764	-.0678	.0008	.0116	-.0828	.0480	-.3009
.00	5.00	59.90	-.0688	.0397	-.0848	.0023	.0113	-.0858	.0375	-.0688
5.01	5.00	59.98	.1750	.0266	-.0781	.0000	.0110	-.0902	.0090	.1767
10.06	5.00	59.73	.4177	.0462	-.0648	-.0056	.0098	-.0905	-.0296	.4193
15.01	5.00	59.75	.6581	.0960	-.0474	-.0109	.0060	-.0873	-.0799	.6605
20.02	5.00	59.68	.8763	.1966	-.0336	-.0112	-.0016	-.0799	-.1172	.8907
25.06	5.00	59.67	1.0806	.3527	-.0179	-.0076	-.0065	-.0789	-.1399	1.1283
30.01	5.00	59.33	1.1908	.5298	.0013	-.0282	-.0001	-.0766	-.1380	1.2961
31.89	5.00	60.00	1.1325	.5643	.0039	-.0278	-.0012	-.0679	-.1201	1.2597
RUN = 136										
-5.04	.00	60.42	-.3067	.0898	-.0600	.0006	-.0003	.0031	.0603	-.3134
.00	.00	60.59	-.0761	.0511	-.0807	.0004	.0001	.0037	.0489	-.0761
5.03	.00	60.09	.1664	.0342	-.0778	.0000	.0001	.0029	.0173	.1688
10.05	.00	59.73	.4192	.0470	-.0695	.0000	.0001	.0011	-.0291	.4210
15.07	.00	59.62	.6484	.0929	-.0583	.0001	.0005	.0012	-.0811	.6502
20.04	.00	59.67	.8546	.1859	-.0425	-.0026	-.0006	.0027	-.1203	.8666
25.08	.00	59.06	1.0373	.3121	-.0234	-.0036	.0032	.0044	-.1589	1.0717
26.03	.00	59.66	1.0549	.3374	-.0196	-.0018	.0022	.0035	-.1616	1.0960
27.08	.00	59.34	1.0922	.3779	-.0209	-.0012	.0024	.0047	-.1624	1.1445
28.08	.00	59.71	1.1267	.4162	-.0224	-.0006	.0039	.0049	-.1649	1.1900
29.09	.00	59.73	1.1513	.4513	-.0231	-.0002	.0043	.0081	-.1670	1.2255
30.08	.00	59.54	1.1865	.4995	-.0273	-.0019	.0064	-.0001	-.1640	1.2770
31.02	.00	59.46	1.1967	.5333	-.0238	-.0001	.0020	-.0002	-.1612	1.3004
31.92	.00	59.30	1.1879	.5663	-.0213	-.0021	.0001	.0012	-.1488	1.3077
RUN = 137										
-5.02	5.00	60.53	-.3024	.0857	-.0665	-.0002	.0111	-.0874	.0568	-.3087
-.01	5.00	60.02	-.0895	.0477	-.0865	.0015	.0107	-.0896	.0455	-.0895
5.01	5.00	59.98	.1547	.0301	-.0815	-.0003	.0106	-.0960	.0143	.1567
10.04	5.00	59.85	.4075	.0428	-.0711	-.0049	.0096	-.0981	-.0310	.4087
15.07	5.00	59.52	.6425	.0919	-.0592	-.0085	.0067	-.0959	-.0805	.6443
20.01	5.00	59.22	.8386	.1797	-.0407	-.0105	-.0009	-.0870	-.1201	.8494
25.08	5.00	59.06	1.0376	.3106	-.0254	-.0115	-.0033	-.0843	-.1602	1.0714
30.04	5.00	58.95	1.1780	.4841	-.0265	-.0134	-.0022	-.0819	-.1719	1.2621
31.89	5.00	59.41	1.1672	.5495	-.0246	-.0200	-.0010	-.0782	-.1512	1.2813

Table A2. Continued

ALPHA	BETA	Q	CL	CD	CPM	CRM	CYM	CSF	CAF	CNF
RUN = 138										
-5.01	.00	60.53	-.3042	.0896	-.0603	.0008	-.0002	.0022	.0605	-.3109
.00	.00	60.13	-.0788	.0527	-.0814	.0006	.0001	.0032	.0505	-.0788
5.05	.00	59.63	.1647	.0333	-.0775	.0000	-.0001	.0007	.0165	.1670
10.00	.00	59.15	.4197	.0481	-.0655	-.0002	.0001	-.0023	-.0277	.4217
15.08	.00	59.63	.6565	.1068	-.0484	-.0005	.0004	-.0015	-.0699	.6617
20.04	.00	59.57	.8779	.2075	-.0326	-.0008	-.0006	.0005	-.1079	.8958
25.03	.00	59.31	1.0834	.3405	-.0141	-.0009	.0011	-.0005	-.1516	1.1257
26.02	.00	59.68	1.1123	.3713	-.0089	-.0014	.0021	.0010	-.1561	1.1625
27.09	.00	59.81	1.1313	.4003	-.0054	-.0016	.0027	.0012	-.1604	1.1895
28.03	.00	59.60	1.1533	.4304	-.0030	-.0015	.0036	-.0001	-.1638	1.2202
28.98	.00	59.51	1.1748	.4651	-.0046	-.0015	.0029	.0018	-.1639	1.2530
30.02	.00	59.42	1.1902	.5032	-.0053	-.0013	.0025	.0018	-.1612	1.2823
31.06	.00	59.47	1.2005	.5464	-.0056	-.0014	.0049	-.0012	-.1527	1.3103
31.94	.00	59.66	1.2185	.5858	-.0133	.0005	.0039	.0018	-.1488	1.3439
RUN = 139										
-5.05	4.99	60.53	-.2992	.0863	-.0663	-.0001	.0112	-.0847	.0575	-.3056
.06	4.99	60.48	-.0724	.0486	-.0847	.0018	.0109	-.0857	.0465	-.0724
5.02	4.99	60.10	.1717	.0349	-.0774	.0001	.0110	-.0899	.0176	.1741
10.01	4.99	59.62	.4183	.0494	-.0651	-.0047	.0101	-.0917	-.0261	.4205
15.01	4.99	59.64	.6511	.1064	-.0493	-.0105	.0067	-.0862	-.0680	.6564
20.02	4.99	59.57	.8721	.2015	-.0351	-.0109	.0002	-.0884	-.1113	.8884
25.00	4.99	59.19	1.0680	.3332	-.0149	-.0116	-.0028	-.0854	-.1510	1.1088
30.06	4.99	59.77	1.1939	.5004	-.0040	-.0207	.0000	-.0791	-.1663	1.2840
31.96	4.99	59.42	1.2182	.5767	-.0124	-.0178	-.0066	-.0712	-.1567	1.3388

Table A2. Continued

ALPHA	BETA	Q	CL	CD	CPM	CRM	CYM	CSF	CAF	CNF
RUN = 140										
-5.02	.00	59.84	-.3073	.0887	-.0567	.0008	-.0005	.0019	.0654	-.3139
.02	.00	60.25	-.0804	.0496	-.0767	.0003	-.0002	.0020	.0534	-.0804
5.03	.00	59.98	.1634	.0339	-.0724	.0001	-.0002	.0017	.0232	.1657
10.01	.00	59.50	.4146	.0469	-.0650	.0000	.0003	.0003	-.0220	.4164
15.02	.00	59.52	.6429	.0952	-.0545	.0000	.0004	.0002	-.0706	.6456
20.00	.00	59.80	.8600	.1916	-.0400	-.0019	-.0009	.0034	-.1099	.8736
25.04	.00	59.64	1.0272	.3126	-.0239	-.0055	.0035	.0016	-.1469	1.0630
26.03	.00	59.66	1.0558	.3388	-.0212	-.0038	.0032	.0014	-.1543	1.0974
27.05	.00	59.57	1.0791	.3735	-.0245	-.0026	.0026	.0002	-.1535	1.1309
28.04	.00	59.13	1.1152	.4117	-.0269	-.0015	.0003	.0037	-.1560	1.1779
29.07	.00	59.86	1.1502	.4529	-.0285	-.0002	.0030	.0046	-.1582	1.2254
30.04	.00	59.66	1.1701	.4946	-.0326	-.0001	-.0013	.0026	-.1527	1.2605
31.06	.00	59.24	1.1907	.5388	-.0311	-.0022	.0012	-.0040	-.1478	1.2980
31.89	.00	59.19	1.1840	.5685	-.0271	-.0041	-.0006	.0066	-.1378	1.3056
RUN = 141										
-5.05	5.01	60.42	-.3072	.0832	-.0662	-.0005	.0112	-.0844	.0597	-.3133
-.01	5.01	60.02	-.0810	.0458	-.0804	.0011	.0115	-.0875	.0497	-.0810
4.03	5.01	59.99	.1107	.0311	-.0755	.0000	.0114	-.0919	.0272	.1126
5.03	5.01	59.87	.1666	.0303	-.0739	-.0003	.0115	-.0903	.0196	.1686
10.03	5.01	59.74	.4075	.0423	-.0653	-.0045	.0101	-.0947	-.0253	.4086
15.02	5.01	59.17	.6399	.0922	-.0558	-.0091	.0056	-.0893	-.0727	.6419
20.00	5.01	59.22	.8368	.1812	-.0390	-.0104	-.0015	-.0850	-.1116	.8483
25.05	5.01	59.07	1.0294	.3133	-.0309	-.0137	-.0039	-.0863	-.1474	1.0652
30.01	5.01	59.77	1.1751	.4888	-.0315	-.0164	-.0026	-.0847	-.1597	1.2621
31.85	5.01	59.41	1.1606	.5572	-.0327	-.0249	.0028	-.0779	-.1341	1.2799

Table A2. Continued

ALPHA	BETA	Q	CL	CD	CPM	CRM	CYM	CSF	CAF	CNF
RUN = 142										
-5.04	.00	60.42	-.3069	.0917	-.0588	.0005	-.0003	.0010	.0623	-.3138
.00	.00	60.36	-.0793	.0533	-.0806	.0000	.0002	.0003	.0512	-.0793
5.04	.00	60.09	.1689	.0368	-.0757	-.0001	.0001	.0018	.0196	.1715
10.05	.00	59.39	.4220	.0508	-.0664	.0001	.0003	.0020	-.0258	.4244
15.05	.00	59.74	.6472	.0986	-.0533	-.0003	.0001	.0001	-.0750	.6506
20.01	.00	59.56	.8588	.1917	-.0385	-.0018	-.0010	.0024	-.1158	.8725
25.11	.00	59.18	1.0461	.3243	-.0193	-.0057	.0034	.0030	-.1522	1.0848
26.02	.00	59.55	1.0678	.3487	-.0169	-.0048	.0041	.0011	-.1569	1.1126
26.99	.00	59.57	1.0901	.3787	-.0184	-.0035	.0041	.0004	-.1590	1.1433
27.98	.00	59.13	1.1253	.4157	-.0219	-.0017	.0017	.0017	-.1626	1.1888
29.03	.00	58.93	1.1585	.4620	-.0196	-.0013	.0031	.0036	-.1599	1.2372
30.07	.00	58.85	1.1837	.5052	-.0230	-.0009	.0019	-.0016	-.1576	1.2775
31.01	.00	58.78	1.1987	.5445	-.0190	-.0018	.0003	.0007	-.1523	1.3079
31.91	.00	59.19	1.1864	.5775	-.0228	-.0036	.0001	.0067	-.1384	1.3124
RUN = 143										
-5.02	5.00	60.77	-.3004	.0894	-.0632	.0002	.0113	-.0824	.0607	-.3071
-.03	5.00	60.25	-.0742	.0521	-.0829	.0021	.0113	-.0866	.0499	-.0743
5.02	5.00	60.21	.1618	.0344	-.0776	-.0004	.0112	-.0928	.0179	.1641
10.03	5.00	59.62	.4144	.0456	-.0664	-.0044	.0103	-.0939	-.0295	.4160
15.02	5.00	59.52	.6502	.0983	-.0525	-.0095	.0063	-.0847	-.0757	.6535
20.02	5.00	59.45	.8507	.1865	-.0346	-.0111	.0004	-.0821	-.1181	.8631
25.05	5.00	59.53	1.0328	.3139	-.0219	-.0142	-.0011	-.0835	-.1547	1.0686
30.00	5.00	59.88	1.1881	.4967	-.0195	-.0162	.0001	-.0802	-.1654	1.2773
31.89	5.00	59.53	1.1808	.5604	-.0171	-.0171	.0005	-.0811	-.1490	1.2986

Table A2. Continued

ALPHA	BETA	Q	CL	CD	CPM	CRM	CYM	CSF	CAF	CNF
RUN = 144										
-5.03	.00	60.30	-.3062	.0888	-.0608	.0005	-.0001	.0017	.0595	-.3128
.03	.00	60.71	-.0809	.0517	-.0823	.0004	.0000	.0030	.0496	-.0808
5.03	.00	59.86	.1664	.0349	-.0771	.0003	-.0001	.0050	.0180	.1689
10.04	.00	59.38	.4192	.0473	-.0687	.0000	.0000	.0009	-.0287	.4211
15.01	.00	59.51	.6530	.0972	-.0551	-.0006	.0000	.0016	-.0774	.6559
20.03	.00	59.45	.8697	.1947	-.0383	-.0019	-.0009	.0039	-.1171	.8838
25.09	.00	59.99	1.0694	.3241	-.0158	-.0014	.0011	.0054	-.1616	1.1059
26.10	.00	60.24	1.0986	.3544	-.0110	-.0021	.0022	.0085	-.1667	1.1425
27.08	.00	59.80	1.1232	.3849	-.0056	-.0035	.0044	.0077	-.1703	1.1752
27.97	.00	59.93	1.1325	.4106	-.0035	-.0045	.0059	.0034	-.1702	1.1927
29.06	.00	59.85	1.1536	.4486	.0014	-.0050	.0072	.0039	-.1697	1.2263
30.05	.00	59.75	1.1446	.4735	.0006	-.0038	.0074	-.0012	-.1646	1.2279
31.06	.00	59.21	1.1299	.4997	.0026	.0004	.0011	.0057	-.1560	1.2257
31.88	.00	59.61	1.1212	.5198	-.0016	.0019	-.0011	.0079	-.1517	1.2266
RUN = 145										
-5.07	5.02	60.30	-.2971	.0878	-.0641	.0002	.0113	-.0826	.0590	-.3037
.03	5.02	60.48	-.0707	.0492	-.0842	.0021	.0109	-.0840	.0471	-.0707
5.02	5.02	60.21	.1715	.0323	-.0786	.0001	.0110	-.0913	.0150	.1736
10.02	5.02	59.85	.4184	.0481	-.0674	-.0041	.0105	-.0931	-.0275	.4204
15.10	5.02	59.29	.6604	.1018	-.0546	-.0101	.0058	-.0859	-.0758	.6641
20.02	5.02	59.34	.8809	.1977	-.0389	-.0088	.0006	-.0859	-.1178	.8954
25.00	5.02	59.65	1.0690	.3256	-.0192	-.0100	-.0038	-.0821	-.1583	1.1065
29.98	5.02	59.29	1.1447	.4733	-.0025	-.0257	.0090	-.0782	-.1631	1.2280
31.89	5.02	59.50	1.1371	.5221	.0007	-.0266	.0057	-.0683	-.1583	1.2413

Table A2. Continued

ALPHA	BETA	Q	CL	CD	CPM	CRM	CYM	CSF	CAF	CNF
RUN = 146										
-5.02	.00	60.30	-.3043	.0920	-.0593	.0007	-.0004	.0033	.0603	-.3112
.00	.00	60.59	-.0825	.0514	-.0821	-.0001	-.0003	-.0009	.0466	-.0825
5.02	.00	59.97	.1630	.0338	-.0777	-.0002	-.0005	-.0013	.0145	.1654
10.07	.00	59.50	.4214	.0487	-.0683	-.0003	-.0002	-.0012	-.0306	.4235
15.02	.00	58.82	.6526	.0984	-.0551	-.0007	-.0001	-.0008	-.0790	.6559
20.01	.00	59.45	.8724	.1988	-.0391	-.0022	-.0012	.0011	-.1165	.8877
25.04	.00	59.53	1.0659	.3229	-.0163	-.0007	.0004	.0028	-.1632	1.1024
26.04	.00	59.66	1.0929	.3520	-.0116	-.0026	.0018	-.0002	-.1682	1.1365
27.02	.00	59.68	1.1197	.3821	-.0067	-.0042	.0038	.0014	-.1729	1.1710
28.02	.00	59.59	1.1338	.4140	-.0055	-.0040	.0047	.0024	-.1717	1.1954
29.02	.00	59.38	1.1514	.4474	-.0015	-.0052	.0061	-.0007	-.1719	1.2238
30.07	.00	59.29	1.1548	.4804	.0007	-.0041	.0057	-.0022	-.1673	1.2401
31.02	.00	60.02	1.1367	.5030	-.0010	.0019	-.0030	.0054	-.1592	1.2333
31.91	.00	60.08	1.1276	.5274	-.0002	.0063	-.0054	.0008	-.1528	1.2360
RUN = 147										
-5.00	5.01	60.30	-.3013	.0876	-.0657	-.0002	.0113	-.0867	.0560	-.3078
.03	5.01	60.36	-.0745	.0513	-.0847	.0018	.0107	-.0886	.0462	-.0745
5.01	5.01	60.33	.1620	.0346	-.0791	-.0002	.0106	-.0952	.0152	.1644
10.02	5.01	59.96	.4089	.0461	-.0687	-.0045	.0101	-.0965	-.0309	.4107
15.00	5.01	59.63	.6507	.0989	-.0555	-.0109	.0056	-.0926	-.0780	.6542
20.05	5.01	59.34	.8766	.1967	-.0409	-.0093	.0000	-.0897	-.1208	.8909
25.05	5.01	58.96	1.0715	.3266	-.0227	-.0092	-.0037	-.0911	-.1627	1.1090
30.00	5.01	59.18	1.1563	.4767	-.0030	-.0230	.0058	-.0859	-.1698	1.2397
31.90	5.01	59.51	1.1652	.5368	-.0024	-.0243	.0028	-.0739	-.1646	1.2729
RUN = 148										
-.01	-16.01	60.19	-.0827	.0385	-.0851	-.0027	-.0407	.3319	.0343	-.0827
-.02	-14.02	60.29	-.0825	.0401	-.0850	-.0010	-.0369	.2892	.0355	-.0825
-.02	-12.03	60.51	-.0769	.0451	-.0834	-.0002	-.0307	.2454	.0404	-.0770
-.03	-8.00	60.37	-.0793	.0474	-.0824	-.0019	-.0193	.1584	.0424	-.0793
-.04	-4.00	60.02	-.0806	.0521	-.0853	-.0008	-.0084	.0734	.0471	-.0806
-.04	.00	60.13	-.0814	.0556	-.0810	.0006	.0002	.0056	.0506	-.0814
-.05	4.00	60.13	-.0771	.0516	-.0842	.0013	.0083	-.0660	.0465	-.0771
-.06	8.00	60.26	-.0812	.0488	-.0831	.0024	.0185	-.1498	.0437	-.0813
-.06	12.00	60.39	-.0763	.0446	-.0828	.0013	.0299	-.2319	.0397	-.0763
-.07	15.00	60.06	-.0799	.0380	-.0852	.0016	.0391	-.3006	.0333	-.0800
-.07	16.01	60.07	-.0800	.0373	-.0851	.0024	.0406	-.3199	.0327	-.0800

Table A2. Continued

ALPHA	BETA	Q	CL	CD	CPM	CRM	CYM	CSF	CAF	CNF
RUN = 149										
-.02	-16.00	60.53	-.0814	.0381	-.0848	-.0027	-.0404	.3310	.0336	-.0814
-.02	-12.00	60.16	-.0789	.0431	-.0831	-.0001	-.0307	.2464	.0382	-.0790
-.03	-7.99	60.49	-.0826	.0499	-.0827	-.0019	-.0192	.1595	.0447	-.0826
-.04	-4.00	60.71	-.0791	.0508	-.0842	-.0007	-.0084	.0747	.0455	-.0792
-.04	-4.00	60.13	-.0798	.0527	-.0850	-.0005	-.0084	.0740	.0474	-.0798
-.04	.01	60.13	-.0838	.0542	-.0815	.0004	.0000	.0031	.0489	-.0838
-.05	4.00	60.36	-.0753	.0520	-.0839	.0014	.0082	-.0667	.0466	-.0753
-.06	8.00	60.26	-.0764	.0484	-.0821	.0025	.0189	-.1483	.0431	-.0764
-.06	12.00	60.27	-.0764	.0435	-.0830	.0011	.0300	-.2332	.0384	-.0765
-.08	16.00	59.95	-.0792	.0369	-.0849	.0024	.0408	-.3211	.0321	-.0792
RUN = 150										
10.03	16.00	59.68	.3801	.0448	-.0588	-.0146	.0395	-.3353	-.0270	.3821
10.04	12.00	59.88	.4049	.0477	-.0647	-.0121	.0292	-.2452	-.0289	.4070
10.05	8.00	59.86	.4137	.0489	-.0667	-.0081	.0199	-.1572	-.0293	.4159
10.06	3.96	59.85	.4181	.0509	-.0682	-.0032	.0070	-.0705	-.0283	.4205
10.07	-.01	59.84	.4219	.0519	-.0670	.0001	.0001	.0020	-.0281	.4244
10.08	-4.01	59.85	.4163	.0499	-.0682	.0042	-.0079	.0815	-.0291	.4186
10.08	-8.00	59.86	.4121	.0487	-.0662	.0087	-.0202	.1672	-.0297	.4142
10.09	-11.99	59.77	.3962	.0480	-.0639	.0123	-.0291	.2535	-.0275	.3985
10.10	-16.02	59.57	.3740	.0437	-.0584	.0148	-.0395	.3487	-.0277	.3758
RUN = 151										
10.10	-16.02	59.57	.3759	.0445	-.0572	.0148	-.0396	.3490	-.0273	.3779
10.09	-12.01	59.88	.4002	.0489	-.0632	.0124	-.0289	.2542	-.0275	.4026
10.08	-8.00	59.75	.4116	.0498	-.0664	.0087	-.0201	.1658	-.0287	.4139
10.08	-3.99	59.96	.4217	.0502	-.0673	.0042	-.0078	.0809	-.0300	.4240
10.07	.00	60.30	.4270	.0527	-.0665	.0003	.0001	.0042	-.0285	.4296
10.06	4.04	60.31	.4212	.0507	-.0681	-.0035	.0072	-.0743	-.0294	.4236
10.06	8.00	59.28	.4108	.0497	-.0662	-.0085	.0196	-.1569	-.0285	.4132
10.05	12.02	60.11	.4047	.0483	-.0644	-.0123	.0292	-.2459	-.0288	.4069
10.04	16.01	59.80	.3828	.0433	-.0589	-.0152	.0395	-.3410	-.0294	.3845

Table A2. Continued

ALPHA	BETA	Q	CL	CD	CPM	CRM	CYM	CSF	CAF	CNF
RUN = 155										
30.20	-16.00	59.56	1.0589	.4576	.0102	.0551	-.0217	.2733	-.1382	1.1454
30.10	-11.99	59.43	1.0852	.4594	.0023	.0358	-.0062	.2012	-.1480	1.1693
30.03	-7.98	59.64	1.0993	.4591	.0034	.0328	-.0022	.1312	-.1542	1.1815
30.03	-4.00	59.40	1.1110	.4634	.0013	.0194	.0013	.0698	-.1564	1.1938
30.05	.01	59.52	1.1348	.4674	.0021	-.0035	.0026	.0048	-.1654	1.2163
30.03	4.01	59.75	1.1272	.4622	-.0032	-.0223	.0061	-.0649	-.1657	1.2072
30.00	8.02	59.41	1.1227	.4663	-.0005	-.0369	.0110	-.1316	-.1588	1.2054
29.99	12.00	59.43	1.1158	.4661	-.0064	-.0447	.0208	-.2085	-.1553	1.1994
29.95	16.02	59.68	1.0681	.4526	.0071	-.0581	.0284	-.2812	-.1420	1.1514
RUN = 156										
29.95	16.02	59.90	1.0663	.4481	.0082	-.0593	.0284	-.2821	-.1452	1.1476
29.98	11.99	59.66	1.1132	.4676	-.0015	-.0453	.0214	-.2102	-.1526	1.1979
30.00	8.00	59.53	1.1188	.4659	-.0013	-.0379	.0115	-.1320	-.1574	1.2019
30.02	3.97	59.63	1.1285	.4648	.0040	-.0208	.0027	-.0587	-.1640	1.2096
30.05	.01	59.40	1.1333	.4682	.0029	-.0027	.0030	.0010	-.1640	1.2155
30.03	-4.00	59.63	1.0959	.4553	-.0008	.0181	.0014	.0643	-.1559	1.1767
30.04	-8.03	59.53	1.0973	.4612	.0030	.0337	-.0031	.1344	-.1515	1.1808
30.02	-11.98	59.43	1.0891	.4594	-.0007	.0354	-.0072	.2034	-.1485	1.1728
30.03	-15.99	59.45	1.0584	.4539	.0080	.0543	-.0236	.2784	-.1378	1.1435
RUN = 157										
20.58	-16.07	59.75	.8273	.1922	-.0307	.0299	-.0277	.3444	-.1128	.8421
20.02	-12.00	59.71	.8529	.1894	-.0398	.0223	-.0213	.2524	-.1163	.8662
20.00	-8.00	59.46	.8630	.1907	-.0450	.0150	-.0097	.1567	-.1185	.8762
20.00	-4.00	59.68	.8688	.1938	-.0439	.0060	.0010	.0730	-.1175	.8826
19.99	.02	59.57	.8702	.1963	-.0403	-.0023	-.0009	.0009	-.1155	.8849
19.98	4.01	59.91	.8654	.1935	-.0424	-.0073	-.0024	-.0699	-.1163	.8794
19.97	8.01	59.58	.8555	.1918	-.0412	-.0135	.0103	-.1586	-.1143	.8695
19.96	12.03	59.60	.8283	.1885	-.0366	-.0197	.0231	-.2526	-.1078	.8429
19.94	16.01	59.28	.7965	.1811	-.0297	-.0267	.0316	-.3467	-.1034	.8105

Table A2. Continued

ALPHA	BETA	Q	CL	CD	CPM	CRM	CYM	CSF	CAF	CNF
RUN = 158										
19.97	16.01	59.63	.7954	.1783	-.0288	-.0268	.0315	-.3489	-.1060	.8085
19.99	11.98	59.71	.8313	.1856	-.0363	-.0201	.0226	-.2517	-.1119	.8447
20.00	8.00	59.69	.8617	.1920	-.0397	-.0134	.0102	-.1604	-.1167	.8754
20.06	4.02	59.45	.8625	.1934	-.0434	-.0076	-.0029	-.0746	-.1166	.8765
20.06	.00	59.56	.8651	.1952	-.0408	-.0023	-.0009	-.0022	-.1158	.8796
20.07	-4.04	59.45	.8705	.1954	-.0429	.0063	.0009	.0701	-.1176	.8847
20.08	-7.99	59.46	.8627	.1908	-.0439	.0146	-.0099	.1547	-.1193	.8758
20.06	-12.04	60.06	.8555	.1896	-.0418	.0226	-.0209	.2502	-.1175	.8687
20.06	-16.00	60.09	.8159	.1775	-.0317	.0324	-.0273	.3421	-.1151	.8273
RUN = 159										
-5.00	.00	59.84	-.3025	.0891	-.0584	.0007	-.0004	.0025	.0597	-.3091
.01	.00	60.02	-.0791	.0512	-.0822	.0003	-.0001	.0025	.0486	-.0791
4.99	.00	59.97	.1647	.0331	-.0799	.0002	-.0003	.0037	.0160	.1670
10.05	.00	59.96	.4210	.0484	-.0709	.0002	.0000	.0031	-.0286	.4230
15.05	.00	59.97	.6521	.0984	-.0580	.0004	.0012	.0015	-.0770	.6553
20.02	.00	60.25	.8660	.1885	-.0421	-.0007	.0006	.0031	-.1219	.8782
25.07	.00	59.99	1.0525	.3206	-.0249	-.0060	.0056	.0047	-.1578	1.0892
26.04	.00	59.78	1.0842	.3501	-.0249	-.0058	.0066	.0037	-.1637	1.1278
27.05	.00	60.14	1.1061	.3799	-.0231	-.0049	.0076	.0020	-.1670	1.1579
28.00	.00	59.94	1.1322	.4149	-.0231	-.0029	.0079	.0029	-.1673	1.1945
29.02	.00	60.43	1.1717	.4597	-.0255	-.0013	.0051	.0050	-.1685	1.2476
30.00	.00	60.00	1.1825	.4988	-.0284	.0007	.0005	.0042	-.1614	1.2735
31.04	.00	60.16	1.2015	.5429	-.0241	.0001	-.0026	.0105	-.1563	1.3094
31.91	.00	60.11	1.1970	.5737	-.0227	-.0020	.0011	.0066	-.1476	1.3194
RUN = 160										
-4.99	5.00	59.84	-.2980	.0858	-.0647	-.0001	.0114	-.0843	.0570	-.3043
.08	5.00	59.90	-.0698	.0474	-.0860	.0017	.0107	-.0861	.0448	-.0697
5.03	5.00	59.98	.1654	.0332	-.0806	.0002	.0107	-.0918	.0160	.1676
10.07	5.00	59.85	.4166	.0476	-.0711	-.0035	.0103	-.0927	-.0286	.4185
15.07	5.00	60.21	.6488	.0965	-.0592	-.0079	.0072	-.0900	-.0782	.6515
19.96	5.00	59.91	.8603	.1856	-.0442	-.0078	.0004	-.0878	-.1216	.8720
25.06	5.00	60.45	1.0370	.3112	-.0273	-.0133	-.0020	-.0868	-.1595	1.0712
29.97	5.00	59.88	1.1958	.4935	-.0248	-.0159	.0011	-.0838	-.1717	1.2824
31.90	5.00	59.99	1.1805	.5592	-.0265	-.0187	-.0020	-.0742	-.1506	1.2978

Table A2. Continued

ALPHA	BETA	Q	CL	CD	CPM	CRM	CYM	CSF	CAF	CNF
RUN = 161										
-5.04	10.00	60.09	-.2860	.0814	-.0797	.0004	.0256	-.1825	.0545	-.2920
-.02	10.00	59.80	-.0775	.0413	-.0839	.0011	.0251	-.1939	.0388	-.0775
5.01	10.00	59.88	.1650	.0302	-.0808	-.0015	.0276	-.2014	.0132	.1671
10.02	10.00	60.21	.4032	.0419	-.0694	-.0084	.0238	-.2006	-.0314	.4044
15.05	10.00	60.11	.6339	.0945	-.0549	-.0161	.0185	-.1954	-.0758	.6367
19.97	10.00	59.81	.8455	.1781	-.0386	-.0192	.0134	-.1965	-.1236	.8555
25.06	10.00	60.01	1.0087	.3080	-.0216	-.0247	.0093	-.1867	-.1500	1.0442
30.04	10.00	59.78	1.1623	.4861	-.0168	-.0341	.0071	-.1714	-.1625	1.2495
31.88	10.00	60.11	1.1725	.5532	-.0255	-.0414	.0160	-.1612	-.1508	1.2878
RUN = 162										
-.17	-16.01	59.96	-.0944	.0347	-.0868	-.0033	-.0400	.3276	.0332	-.0945
-.17	-12.00	59.93	-.0878	.0402	-.0841	-.0008	-.0304	.2399	.0379	-.0879
-.18	-7.99	60.03	-.0848	.0452	-.0833	-.0021	-.0196	.1551	.0425	-.0849
-.03	-4.02	60.02	-.0812	.0488	-.0864	-.0012	-.0090	.0719	.0462	-.0812
-.03	.00	60.13	-.0857	.0497	-.0827	-.0002	-.0002	-.0012	.0471	-.0857
-.01	4.00	60.13	-.0734	.0485	-.0848	.0013	.0079	-.0693	.0459	-.0734
-.01	8.00	60.03	-.0716	.0472	-.0839	.0026	.0184	-.1489	.0447	-.0716
-.02	12.05	59.93	-.0712	.0405	-.0828	.0014	.0297	-.2355	.0385	-.0712
-.03	16.00	59.95	-.0772	.0331	-.0852	.0025	.0402	-.3223	.0318	-.0772
RUN = 163										
10.07	-16.02	59.80	.3720	.0379	-.0618	.0117	-.0393	.3492	-.0293	.3728
10.07	-12.06	60.11	.3931	.0432	-.0663	.0099	-.0290	.2522	-.0286	.3946
10.06	-8.01	60.32	.4052	.0444	-.0705	.0068	-.0201	.1611	-.0295	.4068
10.06	-4.01	60.54	.4185	.0474	-.0715	.0031	-.0081	.0772	-.0290	.4203
10.05	.00	60.07	.4214	.0480	-.0709	-.0001	-.0001	-.0022	-.0289	.4233
10.04	4.00	59.85	.4196	.0486	-.0715	-.0026	.0070	-.0727	-.0278	.4217
10.04	8.02	59.86	.4106	.0444	-.0706	-.0069	.0190	-.1611	-.0304	.4120
10.04	12.02	59.88	.3938	.0396	-.0669	-.0101	.0281	-.2492	-.0320	.3947
10.02	16.01	60.03	.3759	.0362	-.0627	-.0125	.0386	-.3456	-.0316	.3765

Table A2. Continued

ALPHA	BETA	Q	CL	CD	CPM	CRM	CYM	CSF	CAF	CNF
RUN = 164										
20.02	16.01	60.08	.8083	.1737	-.0324	-.0263	.0300	-.3411	-.1155	.8189
20.04	12.01	59.82	.8415	.1803	-.0381	-.0222	.0201	-.2446	-.1211	.8523
20.05	8.01	60.26	.8494	.1793	-.0402	-.0154	.0072	-.1548	-.1252	.8594
20.05	4.01	60.02	.8685	.1892	-.0439	-.0076	-.0026	-.0717	-.1225	.8807
20.07	-.01	60.02	.8706	.1916	-.0421	-.0020	-.0005	-.0004	-.1212	.8834
20.07	-4.00	59.79	.8671	.1904	-.0438	.0049	.0007	.0729	-.1211	.8798
20.08	-7.99	59.80	.8479	.1839	-.0402	.0121	-.0103	.1571	-.1207	.8595
20.08	-11.99	60.17	.8144	.1801	-.0312	.0171	-.0224	.2520	-.1126	.8267
20.09	-15.99	59.85	.8034	.1743	-.0314	.0272	-.0295	.3448	-.1141	.8144
RUN = 165										
30.05	-15.99	60.04	1.1167	.4838	-.0088	.0412	-.0217	.2814	-.1412	1.2089
30.04	-11.99	60.13	1.1416	.4827	-.0166	.0268	-.0096	.2086	-.1550	1.2299
30.04	-8.00	60.12	1.1581	.4899	-.0229	.0236	.0030	.1334	-.1571	1.2478
30.04	-4.00	60.00	1.1787	.4991	-.0276	.0088	.0076	.0681	-.1598	1.2702
30.04	.00	60.23	1.1813	.4960	-.0263	-.0002	-.0020	.0028	-.1640	1.2709
30.05	4.01	59.88	1.1917	.4918	-.0273	-.0123	.0001	-.0653	-.1728	1.2778
30.04	8.01	59.89	1.1770	.4883	-.0219	-.0268	.0054	-.1395	-.1678	1.2633
30.03	11.99	60.02	1.1680	.4852	-.0170	-.0371	.0192	-.2152	-.1657	1.2540
30.00	15.99	59.92	1.1330	.4769	-.0071	-.0491	.0318	-.2845	-.1544	1.2197
RUN = 166										
-5.00	.00	59.84	-.3034	.0872	-.0543	.0008	-.0001	.0059	.0580	-.3099
.02	.00	60.01	-.0777	.0508	-.0749	.0001	-.0001	.0023	.0484	-.0777
5.07	.00	59.75	.1691	.0375	-.0723	.0001	.0000	.0035	.0199	.1718
10.04	.00	59.96	.4227	.0500	-.0611	.0003	.0000	.0020	-.0269	.4250
15.05	.00	60.09	.6589	.1054	-.0452	.0013	.0009	.0032	-.0717	.6637
20.01	.00	59.79	.8779	.1967	-.0289	-.0009	-.0012	.0065	-.1179	.8922
25.06	.00	60.46	1.0650	.3299	-.0063	-.0069	.0042	.0123	-.1544	1.1045
26.05	.00	60.13	1.0983	.3588	-.0020	-.0058	.0058	.0103	-.1620	1.1443
27.01	.00	60.03	1.1261	.3886	.0028	-.0039	.0058	.0083	-.1673	1.1797
28.04	.00	59.94	1.1644	.4269	.0029	-.0003	.0037	.0072	-.1725	1.2284
29.02	.00	60.09	1.2051	.4701	.0028	-.0021	.0033	.0102	-.1757	1.2819
30.04	.00	60.01	1.2504	.5195	.0016	-.0020	.0046	.0018	-.1782	1.3425
31.05	.00	59.71	1.2934	.5690	-.0007	-.0020	.0040	.0010	-.1816	1.4016
32.07	.00	59.91	1.3260	.6183	.0043	.0002	.0029	.0027	-.1819	1.4519

Table A2. Continued

ALPHA	BETA	Q	CL	CD	CPM	CRM	CYM	CSF	CAF	CNF
RUN = 167										
-4.99	5.01	59.84	-.2943	.0864	-.0601	-.0005	.0126	-.0813	.0581	-.3007
.00	5.01	59.90	-.0754	.0496	-.0794	.0010	.0108	-.0860	.0472	-.0754
5.06	5.01	60.09	.1689	.0327	-.0741	-.0004	.0111	-.0917	.0152	.1712
10.03	5.01	60.08	.4209	.0484	-.0608	-.0047	.0115	-.0929	-.0281	.4229
15.01	5.01	60.21	.6525	.1016	-.0462	-.0094	.0092	-.0898	-.0733	.6566
19.97	5.01	60.14	.8765	.1950	-.0318	-.0108	.0038	-.0835	-.1184	.8904
25.01	5.01	59.99	1.0657	.3209	-.0077	-.0135	.0020	-.0787	-.1618	1.1014
30.01	5.01	60.23	1.2451	.5077	-.0007	-.0134	.0004	-.0735	-.1850	1.3320
32.06	5.01	60.01	1.3097	.5981	.0065	-.0125	-.0030	-.0654	-.1898	1.4274
RUN = 168										
-5.02	.00	60.07	-.3020	.0896	-.0561	.0004	-.0002	.0025	.0603	-.3086
.00	.00	60.13	-.0741	.0507	-.0804	.0002	.0001	.0022	.0481	-.0741
5.04	.00	59.98	.1703	.0347	-.0795	-.0001	-.0001	.0009	.0169	.1727
10.11	.00	59.61	.4262	.0490	-.0718	.0004	.0003	.0011	-.0293	.4282
15.06	.00	59.74	.6532	.0983	-.0588	.0002	.0013	-.0002	-.0774	.6564
20.09	.00	60.02	.8748	.1915	-.0456	-.0022	-.0009	.0031	-.1232	.8873
25.04	.00	60.11	1.0493	.3219	-.0300	-.0066	.0045	.0054	-.1549	1.0869
26.07	.00	60.12	1.0837	.3505	-.0309	-.0068	.0064	.0007	-.1637	1.1275
27.07	.00	59.92	1.1133	.3851	-.0283	-.0049	.0070	-.0002	-.1659	1.1665
28.07	.00	60.06	1.1411	.4260	-.0307	-.0030	.0060	.0030	-.1632	1.2073
29.05	.00	60.09	1.1791	.4652	-.0353	-.0019	.0030	.0036	-.1678	1.2567
30.07	.00	60.01	1.2008	.5105	-.0371	.0000	-.0014	.0036	-.1617	1.2950
30.99	.00	59.94	1.2202	.5555	-.0386	-.0001	-.0007	.0039	-.1539	1.3320
31.91	.00	60.01	1.2210	.5905	-.0374	-.0018	-.0020	.0077	-.1459	1.3486
RUN = 169										
-5.01	4.99	60.19	-.2996	.0860	-.0633	-.0001	.0119	-.0839	.0569	-.3060
.02	4.99	60.36	-.0754	.0481	-.0851	.0017	.0111	-.0880	.0455	-.0754
5.02	4.99	60.21	.1641	.0321	-.0809	.0001	.0112	-.0935	.0150	.1662
10.05	4.99	59.62	.4164	.0489	-.0711	-.0037	.0109	-.0967	-.0272	.4186
15.09	4.99	59.75	.6546	.0995	-.0596	-.0081	.0079	-.0902	-.0769	.6580
20.02	4.99	60.26	.8692	.1880	-.0480	-.0092	-.0007	-.0884	-.1234	.8810
25.00	4.99	60.11	1.0436	.3149	-.0317	-.0137	-.0020	-.0849	-.1579	1.0789
30.06	4.99	60.01	1.2063	.5046	-.0389	-.0168	.0029	-.0868	-.1693	1.2968
31.89	4.99	60.12	1.2117	.5801	-.0364	-.0162	.0019	-.0823	-.1488	1.3353

Table A2. Continued

ALPHA	BETA	Q	CL	CD	CPM	CRM	CYM	CSF	CAF	CNF
RUN = 170										
-5.01	.00	59.84	-.3105	.0883	-.0563	.0004	-.0006	.0002	.0582	-.3170
.01	.00	60.13	-.0790	.0491	-.0797	-.0001	-.0004	.0021	.0464	-.0790
5.01	.00	60.20	.1628	.0316	-.0783	-.0001	-.0003	.0015	.0146	.1649
10.02	.00	59.73	.4208	.0491	-.0697	.0003	-.0003	.0026	-.0275	.4230
15.06	.00	60.20	.6534	.0981	-.0576	.0006	.0013	-.0008	-.0777	.6565
20.00	.00	60.02	.8653	.1887	-.0439	-.0014	.0002	.0006	-.1212	.8777
25.04	.00	59.76	1.0561	.3195	-.0272	-.0062	.0047	.0013	-.1598	1.0920
26.00	.00	60.01	1.0827	.3496	-.0257	-.0059	.0055	.0053	-.1627	1.1264
27.07	.00	59.91	1.1102	.3826	-.0239	-.0048	.0061	.0031	-.1667	1.1627
28.03	.00	60.05	1.1401	.4165	-.0248	-.0030	.0060	.0031	-.1703	1.2021
29.07	.00	60.32	1.1635	.4591	-.0274	-.0004	.0011	.0066	-.1662	1.2400
30.00	.00	60.00	1.1838	.4979	-.0306	.0017	-.0018	.0029	-.1628	1.2741
31.13	.00	59.82	1.2116	.5470	-.0278	-.0001	-.0010	.0039	-.1600	1.3199
RUN = 171										
-5.07	5.00	60.07	-.3062	.0883	-.0621	-.0003	.0157	-.0956	.0583	-.3128
.01	5.00	60.36	-.0790	.0477	-.0839	.0018	.0147	-.0978	.0450	-.0790
5.02	5.00	59.98	.1628	.0315	-.0807	.0006	.0147	-.1004	.0145	.1649
10.05	5.00	59.62	.4165	.0445	-.0709	-.0036	.0135	-.1043	-.0315	.4179
15.11	5.00	60.21	.6584	.0988	-.0585	-.0074	.0108	-.0984	-.0789	.6614
20.02	5.00	60.03	.8710	.1883	-.0452	-.0079	.0022	-.0952	-.1238	.8828
25.13	5.00	59.53	1.0464	.3126	-.0290	-.0137	-.0009	-.0914	-.1635	1.0801
30.01	5.00	60.11	1.1976	.4942	-.0295	-.0166	.0041	-.0899	-.1729	1.2843
31.90	5.00	59.88	1.1963	.5645	-.0305	-.0174	.0009	-.0859	-.1545	1.3139

Table A2. Continued

ALPHA	BETA	Q	CL	CD	CPM	CRM	CYM	CSF	CAF	CNF
RUN = 172										
-5.05	.00	59.94	-.2788	.0734	-.0580	.0002	-.0009	.0024	.0460	-.2842
.02	.00	60.35	-.0680	.0452	-.0792	.0002	-.0003	.0024	.0426	-.0680
5.08	.00	59.97	.1742	.0313	-.0769	.0001	-.0004	.0001	.0130	.1763
10.05	.00	59.61	.4229	.0462	-.0683	.0000	-.0004	.0008	-.0310	.4245
15.05	.00	59.86	.6604	.1015	-.0549	-.0004	-.0007	.0042	-.0762	.6641
20.04	.00	59.70	.8694	.2173	-.0414	.0009	.0007	-.0020	-.0963	.8912
25.04	.00	59.22	1.0681	.3782	-.0374	-.0016	.0042	-.0006	-.1118	1.1278
26.06	.00	59.94	1.1154	.4184	-.0439	-.0013	.0046	.0010	-.1164	1.1858
27.11	.00	59.86	1.1565	.4623	-.0409	-.0020	.0058	-.0023	-.1179	1.2401
28.05	.00	60.00	1.1953	.5016	-.0414	.0004	.0016	.0011	-.1216	1.2908
29.04	.00	60.03	1.2369	.5437	-.0418	.0005	.0011	.0004	-.1271	1.3453
29.99	.00	60.05	1.2257	.5725	-.0415	.0037	-.0006	-.0012	-.1190	1.3477
31.02	.00	59.93	1.0169	.5157	-.0379	.0009	.0010	.0054	-.0838	1.1373
31.75	.00	60.56	1.0404	.5454	-.0444	-.0001	.0021	.0003	-.0853	1.1717
RUN = 173										
-5.02	5.00	59.94	-.2707	.0719	-.0631	.0024	.0114	-.0789	.0453	-.2760
.07	5.00	60.01	-.0593	.0409	-.0822	.0007	.0093	-.0804	.0383	-.0592
5.00	5.00	59.98	.1697	.0319	-.0778	.0005	.0107	-.0890	.0143	.1719
10.09	5.00	59.73	.4200	.0449	-.0690	-.0047	.0093	-.0942	-.0320	.4214
15.01	5.00	59.86	.6569	.0993	-.0563	-.0097	.0052	-.0847	-.0768	.6602
20.10	5.00	60.16	.8743	.2147	-.0465	-.0111	.0001	-.0878	-.1013	.8948
25.06	5.00	59.46	1.0568	.3732	-.0460	-.0085	-.0027	-.0852	-.1119	1.1154
30.05	5.00	59.92	1.1333	.5306	-.0400	.0123	-.0233	-.0889	-.1099	1.2466
31.74	5.00	59.87	1.0315	.5403	-.0454	-.0070	-.0040	-.0634	-.0846	1.1614
RUN = 174										
-5.02	.00	60.73	-.2741	.0581	-.0567	.0006	-.0006	.0006	.0312	-.2781
.02	.00	60.34	-.0471	.0281	-.0828	-.0002	-.0002	-.0010	.0254	-.0471
5.08	.00	60.31	.1973	.0246	-.0805	-.0001	-.0004	-.0013	.0042	.1987
10.06	.00	59.72	.4355	.0455	-.0694	-.0002	-.0007	-.0024	-.0340	.4367
15.04	.00	59.64	.6803	.1139	-.0581	-.0009	-.0002	.0022	-.0692	.6865
20.01	.00	59.82	.8510	.2314	-.0359	.0015	.0007	-.0062	-.0762	.8788
25.05	.00	60.63	1.0241	.3961	-.0437	-.0008	.0016	-.0022	-.0771	1.0955
29.98	.00	60.02	.9769	.5034	-.0176	.0030	-.0021	.0001	-.0540	1.0978
31.73	.00	60.11	.9789	.5482	-.0230	-.0013	.0000	.0038	-.0501	1.1210

Table A2. Continued

ALPHA	BETA	Q	CL	CD	CPM	GRM	CYM	CSF	CAF	CNF
RUN = 175										
-4.99	5.00	60.62	-.2717	.0555	-.0609	.0008	.0107	-.0805	.0290	-.2755
.02	5.00	60.23	-.0411	.0271	-.0861	.0022	.0097	-.0832	.0244	-.0411
5.01	5.00	60.09	.1903	.0243	-.0810	-.0013	.0092	-.0900	.0049	.1917
10.05	5.00	59.73	.4364	.0436	-.0692	-.0054	.0081	-.0953	-.0358	.4373
15.00	5.00	59.75	.6721	.1086	-.0595	-.0110	.0040	-.0905	-.0718	.6773
20.02	5.00	59.83	.8580	.2297	-.0448	-.0085	.0007	-.0918	-.0804	.8848
25.06	5.00	60.40	1.0147	.3865	-.0422	-.0104	-.0003	-.0907	-.0818	1.0829
29.99	5.00	60.02	.9734	.4963	-.0224	-.0101	.0018	-.0716	-.0583	1.0911
31.73	5.00	59.99	.9802	.5440	-.0267	-.0064	-.0086	-.0607	-.0541	1.1198
RUN = 176										
-5.05	.00	60.30	-.3148	.0928	-.0432	.0008	-.0012	.0064	.0621	-.3217
-.01	.00	60.37	-.0910	.0600	-.0733	.0006	-.0029	.0070	.0574	-.0910
5.08	.00	60.34	.1421	.0560	-.0711	.0004	-.0008	.0032	.0405	.1465
10.08	.00	59.87	.3842	.0723	-.0578	.0004	-.0011	.0027	.0012	.3909
15.11	.00	59.31	.6228	.1355	-.0469	-.0001	-.0006	.0042	-.0343	.6366
20.09	.00	59.73	.8219	.2554	-.0271	.0028	.0008	-.0031	-.0450	.8596
25.00	.00	60.29	1.0074	.4114	-.0229	-.0005	.0025	-.0011	-.0553	1.0869
26.07	.00	60.44	1.0256	.4455	-.0241	-.0013	.0025	.0014	-.0529	1.1171
26.99	.00	60.57	1.0193	.4625	-.0236	.0006	.0008	-.0012	-.0527	1.1182
28.09	.00	60.35	.9887	.4765	-.0164	-.0006	.0019	.0018	-.0472	1.0966
29.06	.00	60.13	.9811	.4903	-.0194	.0002	.0014	.0002	-.0499	1.0957
29.99	.00	59.91	.9755	.5106	-.0185	.0023	-.0021	.0025	-.0470	1.1001
31.12	.00	59.96	.9803	.5394	-.0233	.0017	-.0013	.0022	-.0465	1.1180
31.77	.00	60.00	.9920	.5599	-.0223	-.0001	.0014	-.0027	-.0476	1.1382
RUN = 177										
-5.04	5.01	59.96	-.3155	.0889	-.0488	.0029	.0082	-.0746	.0582	-.3221
.04	5.01	60.37	-.0905	.0607	-.0748	.0035	.0072	-.0790	.0581	-.0905
5.10	5.01	59.77	.1450	.0554	-.0698	.0007	.0050	-.0810	.0396	.1494
10.02	5.01	59.53	.3831	.0728	-.0580	-.0032	.0032	-.0822	.0023	.3900
15.01	5.01	59.66	.6242	.1338	-.0486	-.0070	-.0024	-.0744	-.0351	.6375
20.01	5.01	59.73	.8279	.2512	-.0325	-.0037	-.0059	-.0779	-.0498	.8639
25.08	5.01	59.84	1.0163	.4114	-.0259	-.0057	-.0056	-.0837	-.0604	1.0949
30.02	5.01	60.72	.9700	.5062	-.0193	-.0103	.0018	-.0674	-.0485	1.0931
31.76	5.01	60.35	.9955	.5615	-.0238	-.0038	-.0039	-.0623	-.0477	1.1420

Table A2. Continued

ALPHA	BETA	Q	CL	CD	CPM	CRM	CYM	CSF	CAF	CNF
RUN = 178										
-5.04	-.01	60.21	-.3137	.1202	-.0468	.0004	-.0014	.0050	.0904	-.3231
.02	-.01	60.16	-.0825	.0909	-.0789	.0005	-.0024	.0088	.0890	-.0825
5.01	-.01	60.13	.1473	.0868	-.0787	.0005	-.0005	.0039	.0716	.1544
10.02	-.01	59.78	.3841	.1067	-.0650	.0003	-.0007	.0029	.0363	.3968
15.01	-.01	60.15	.6177	.1682	-.0534	-.0002	-.0010	.0056	.0007	.6402
20.08	-.01	59.99	.8244	.2888	-.0369	.0032	.0012	-.0033	-.0135	.8734
25.00	-.01	58.94	1.0016	.4454	-.0334	-.0005	.0022	.0003	-.0209	1.0960
30.01	-.01	60.52	.9769	.5486	-.0329	.0010	.0000	.0012	-.0141	1.1203
31.75	-.01	60.02	.9911	.5898	-.0404	.0001	-.0018	.0031	-.0203	1.1532
RUN = 179										
-5.02	5.00	59.98	-.3132	.1195	-.0511	.0031	.0064	-.0709	.0898	-.3225
.00	5.00	60.05	-.0796	.0918	-.0771	.0042	.0063	-.0735	.0899	-.0796
5.00	5.00	60.14	.1440	.0870	-.0753	.0007	.0056	-.0804	.0722	.1511
10.09	5.00	59.90	.3850	.1062	-.0656	-.0031	.0027	-.0813	.0353	.3977
15.07	5.00	59.80	.6258	.1677	-.0577	-.0066	-.0045	-.0725	-.0026	.6479
20.08	5.00	60.34	.8292	.2890	-.0410	-.0028	-.0081	-.0727	-.0148	.8780
25.04	5.00	60.21	.9975	.4416	-.0338	-.0048	-.0086	-.0749	-.0231	1.0906
30.02	5.00	59.83	.9721	.5409	-.0337	-.0087	-.0037	-.0620	-.0181	1.1123
31.74	5.00	59.79	.9909	.5891	-.0453	-.0031	-.0117	-.0518	-.0201	1.1526
RUN = 180										
-5.04	.00	60.42	-.2819	.0939	-.0535	.0005	-.0009	.0035	.0668	-.2891
.00	.00	60.37	-.0529	.0659	-.0806	.0004	-.0003	.0037	.0640	-.0529
5.02	.00	60.22	.1827	.0583	-.0813	.0002	-.0001	.0021	.0401	.1871
10.05	.00	59.87	.4274	.0827	-.0688	.0003	.0001	.0037	.0050	.4352
15.01	.00	59.67	.6612	.1490	-.0590	-.0002	.0005	.0043	-.0291	.6772
20.05	.00	59.51	.8370	.2668	-.0371	.0029	.0002	.0001	-.0379	.8777
25.06	.00	59.85	1.0075	.4322	-.0445	-.0005	.0013	.0027	-.0364	1.0957
26.04	.00	59.99	1.0438	.4689	-.0490	-.0010	.0023	.0021	-.0382	1.1437
27.00	.00	59.90	1.0484	.4959	-.0488	.0013	.0017	.0006	-.0352	1.1593
28.01	.00	59.92	1.0464	.5238	-.0413	.0013	.0006	.0035	-.0300	1.1698
29.08	.00	59.93	.9952	.5304	-.0372	.0013	.0003	-.0010	-.0208	1.1276
30.02	.00	59.94	.9730	.5421	-.0355	.0027	-.0006	-.0011	-.0181	1.1136
31.05	.00	60.09	.9684	.5625	-.0404	.0010	-.0015	.0017	-.0180	1.1198
31.72	.00	60.02	.9743	.5809	-.0441	-.0014	.0031	-.0042	-.0185	1.1342

Table A2. Continued

ALPHA	BETA	Q	CL	CD	CPM	CRM	CYM	CSF	CAF	CNF
RUN = 181										
-5.00	5.01	60.31	-.2742	.0936	-.0589	.0021	.0108	-.0772	.0676	-.2813
.04	5.01	60.37	-.0484	.0645	-.0834	.0028	.0099	-.0809	.0627	-.0484
5.01	5.01	60.11	.1812	.0577	-.0801	-.0008	.0095	-.0916	.0398	.1855
10.10	5.01	59.88	.4250	.0809	-.0697	-.0046	.0078	-.0913	.0033	.4326
15.05	5.01	59.90	.6664	.1457	-.0604	-.0092	.0045	-.0870	-.0342	.6813
20.02	5.01	59.63	.8511	.2687	-.0458	-.0083	.0001	-.0862	-.0404	.8916
25.04	5.01	58.92	.9957	.4228	-.0465	-.0066	-.0067	-.0775	-.0393	1.0811
30.03	5.01	60.52	.9791	.5377	-.0432	-.0084	-.0039	-.0650	-.0248	1.1168
31.71	5.01	60.25	.9907	.5845	-.0458	-.0048	-.0136	-.0453	-.0236	1.1500
RUN = 182										
-6.01	.00	59.85	-.3464	.1025	-.0569	.0008	-.0004	.0031	.0631	-.3552
-5.07	.00	59.84	-.3007	.0916	-.0591	.0009	-.0003	.0042	.0621	-.3076
.04	.00	60.01	-.0767	.0511	-.0831	.0003	-.0003	.0027	.0484	-.0766
5.00	.00	59.86	.1625	.0343	-.0789	.0001	-.0002	.0015	.0173	.1649
10.01	.00	59.73	.4153	.0448	-.0701	-.0001	-.0006	.0014	-.0309	.4167
15.02	.00	60.08	.6495	.0909	-.0569	-.0005	-.0007	.0040	-.0833	.6509
20.09	.00	59.91	.8658	.1890	-.0395	-.0017	-.0011	.0010	-.1226	.8780
25.07	.00	59.87	1.0302	.3084	-.0123	.0000	-.0007	.0000	-.1596	1.0639
26.04	.00	59.89	1.0567	.3398	-.0121	.0005	-.0006	.0019	-.1610	1.0986
27.02	.00	59.68	1.0846	.3698	-.0134	.0008	-.0011	.0023	-.1657	1.1342
28.07	.00	59.94	1.1291	.4140	-.0142	.0011	-.0010	.0027	-.1683	1.1911
29.03	.00	60.20	1.1653	.4568	-.0138	.0021	.0000	.0049	-.1683	1.2406
30.12	.00	60.00	1.1996	.5037	-.0136	.0001	.0004	.0012	-.1684	1.2904
31.08	.00	59.93	1.2144	.5459	-.0092	.0004	.0009	.0031	-.1615	1.3219
31.99	.00	59.77	1.2119	.5784	-.0076	.0018	-.0005	.0010	-.1536	1.3343
RUN = 183										
-5.07	5.01	60.07	-.3032	.0890	-.0679	.0002	.0106	-.0856	.0592	-.3099
.06	5.01	60.02	-.0731	.0485	-.0867	.0020	.0104	-.0872	.0458	-.0731
5.01	5.01	59.98	.1676	.0329	-.0801	.0004	.0108	-.0911	.0154	.1699
10.06	5.01	59.85	.4131	.0444	-.0706	-.0048	.0114	-.0938	-.0312	.4145
14.99	5.01	59.86	.6449	.0906	-.0580	-.0110	.0092	-.0887	-.0821	.6463
20.07	5.01	60.25	.8627	.1823	-.0409	-.0118	.0072	-.0844	-.1275	.8729
25.07	5.01	60.33	1.0609	.3154	-.0196	-.0127	.0069	-.0721	-.1661	1.0946
30.06	5.01	60.23	1.1888	.4932	-.0112	-.0153	.0077	-.0479	-.1706	1.2759
32.16	5.01	60.24	1.1737	.5698	-.0093	-.0230	.0128	-.0336	-.1439	1.2969

Table A2. Continued

ALPHA	BETA	Q	CL	CD	CPM	CRM	CYM	CSF	CAF	CNF
RUN = 184										
-.02	-16.03	59.84	-.0836	.0343	-.0858	-.0035	-.0395	.3316	.0328	-.0836
-.03	-11.98	60.05	-.0778	.0411	-.0846	-.0010	-.0301	.2415	.0389	-.0778
-.04	-7.99	60.26	-.0825	.0467	-.0844	-.0020	-.0201	.1566	.0440	-.0825
.00	-4.00	60.02	-.0845	.0495	-.0877	-.0014	-.0089	.0708	.0468	-.0845
.00	-.01	60.24	-.0816	.0498	-.0835	.0000	-.0005	.0005	.0471	-.0816
-.02	4.04	60.13	-.0786	.0488	-.0866	.0013	.0076	-.0695	.0460	-.0786
-.02	8.03	60.14	-.0799	.0479	-.0850	.0026	.0183	-.1502	.0452	-.0799
.00	12.01	59.93	-.0718	.0403	-.0841	.0016	.0289	-.2362	.0381	-.0718
-.01	16.04	59.96	-.0784	.0337	-.0855	.0029	.0408	-.3263	.0323	-.0784
RUN = 185										
10.04	16.04	60.03	.3780	.0382	-.0578	-.0129	.0399	-.3424	-.0302	.3788
10.01	11.99	60.11	.3929	.0415	-.0645	-.0112	.0306	-.2430	-.0299	.3941
10.01	8.04	59.74	.4090	.0437	-.0690	-.0082	.0220	-.1584	-.0307	.4104
10.02	4.00	60.07	.4145	.0444	-.0720	-.0038	.0084	-.0714	-.0311	.4159
9.99	-.03	59.96	.4147	.0465	-.0705	-.0002	-.0006	.0016	-.0289	.4164
10.00	-4.04	59.85	.4095	.0436	-.0713	.0035	-.0107	.0783	-.0309	.4109
10.00	-8.03	60.20	.4052	.0427	-.0684	.0077	-.0234	.1657	-.0310	.4064
10.01	-12.02	60.00	.3882	.0406	-.0636	.0110	-.0317	.2526	-.0301	.3893
10.00	-15.98	60.03	.3625	.0354	-.0581	.0124	-.0408	.3461	-.0300	.3631
RUN = 186										
20.07	-15.98	59.96	.8092	.1711	-.0157	.0327	-.0352	.3241	-.1191	.8188
20.07	-12.04	59.82	.8424	.1781	-.0265	.0254	-.0305	.2330	-.1241	.8523
20.05	-8.04	59.80	.8505	.1811	-.0349	.0157	-.0179	.1464	-.1239	.8611
20.03	-4.02	59.90	.8655	.1835	-.0418	.0077	-.0066	.0619	-.1266	.8760
20.02	.02	60.02	.8623	.1842	-.0405	-.0021	-.0011	-.0024	-.1248	.8733
20.01	4.01	60.02	.8642	.1831	-.0439	-.0107	.0049	-.0638	-.1262	.8747
20.01	8.01	59.91	.8545	.1791	-.0361	-.0177	.0131	-.1422	-.1265	.8642
20.01	12.02	59.82	.8430	.1769	-.0283	-.0264	.0253	-.2308	-.1245	.8526
20.01	16.01	60.08	.8215	.1714	-.0205	-.0313	.0328	-.3265	-.1221	.8306

Table A2. Continued

ALPHA	BETA	Q	CL	CD	CPM	CRM	CYM	CSF	CAF	CNF
RUN = 187										
30.05	16.01	60.03	1.1254	.4798	.0148	-.0463	.0245	-.2694	-.1495	1.2144
30.08	12.01	60.13	1.1556	.4905	.0061	-.0357	.0126	-.1836	-.1560	1.2458
30.09	7.99	60.00	1.1731	.4928	-.0048	-.0242	.0076	-.0961	-.1632	1.2621
30.09	4.02	59.88	1.1896	.4962	-.0130	-.0119	.0074	-.0363	-.1689	1.2781
30.10	.00	60.11	1.1943	.5005	-.0146	-.0003	-.0012	.0016	-.1681	1.2843
30.11	-4.01	60.12	1.1887	.5072	-.0181	.0131	-.0064	.0379	-.1593	1.2827
30.13	-7.97	59.89	1.1751	.5002	-.0013	.0222	-.0086	.0937	-.1587	1.2674
30.11	-4.00	60.12	1.1908	.5053	-.0170	.0116	-.0048	.0372	-.1621	1.2836
29.99	.01	60.00	1.1938	.4981	-.0160	-.0011	.0034	-.0009	-.1672	1.2829
29.98	-4.03	60.11	1.1823	.4963	-.0156	.0128	-.0052	.0357	-.1628	1.2721
30.00	-8.00	59.89	1.1768	.4977	-.0022	.0220	-.0069	.0936	-.1589	1.2680
30.00	-11.94	60.13	1.1285	.4863	.0083	.0276	-.0087	.1711	-.1444	1.2205
30.00	-16.01	59.92	1.1046	.4809	.0172	.0381	-.0203	.2572	-.1369	1.1971
RUN = 188										
24.99	-16.01	59.93	.9884	.3071	.0087	.0341	-.0306	.3173	-.1407	1.0256
24.99	-11.99	60.13	1.0184	.3071	-.0012	.0286	-.0242	.2198	-.1538	1.0528
24.97	-7.99	59.76	1.0260	.3092	-.0093	.0195	-.0123	.1333	-.1550	1.0606
24.95	-4.00	60.21	1.0133	.3074	-.0161	.0090	-.0056	.0578	-.1509	1.0484
25.02	-.05	59.98	1.0239	.3122	-.0168	-.0040	.0025	-.0012	-.1524	1.0599
25.04	3.99	59.99	1.0523	.3173	-.0176	-.0145	.0070	-.0519	-.1599	1.0877
25.02	8.02	60.11	1.0341	.3135	-.0121	-.0213	.0086	-.1259	-.1552	1.0697
24.95	11.96	59.90	1.0067	.3059	-.0068	-.0296	.0208	-.2156	-.1491	1.0418
24.94	15.98	60.16	.9833	.3051	.0059	-.0328	.0277	-.3142	-.1394	1.0202

Table A2. Continued

ALPHA	BETA	Q	CL	CD	CPM	CRM	CYM	CSF	CAF	CNF
RUN = 189										
-4.99	.01	59.95	-.3047	.0900	-.0601	.0004	-.0007	.0018	.0607	-.3114
-.01	.01	60.02	-.0792	.0524	-.0832	.0003	-.0001	.0031	.0499	-.0792
4.99	.01	59.98	.1632	.0344	-.0787	.0001	-.0002	.0022	.0175	.1656
9.95	.01	59.84	.4203	.0495	-.0691	.0001	-.0004	.0037	-.0263	.4225
14.97	.01	60.20	.6514	.0960	-.0550	.0006	-.0001	.0030	-.0781	.6541
20.04	.01	60.02	.8681	.1889	-.0389	-.0007	-.0020	-.0010	-.1225	.8803
24.99	.01	60.10	1.0340	.3104	-.0120	-.0038	.0020	-.0057	-.1577	1.0683
26.01	.01	59.88	1.0603	.3372	-.0095	-.0007	.0010	-.0044	-.1641	1.1008
27.00	.01	60.02	1.0933	.3715	-.0095	.0003	.0018	-.0021	-.1675	1.1428
28.00	.01	59.82	1.1300	.4131	-.0115	-.0005	.0030	.0013	-.1679	1.1916
28.99	.01	60.08	1.1637	.4509	-.0120	-.0014	.0056	-.0013	-.1717	1.2365
30.02	.01	59.99	1.1903	.4952	-.0091	-.0006	.0019	.0065	-.1687	1.2784
31.05	.01	60.05	1.2185	.5465	-.0080	-.0017	.0028	.0086	-.1621	1.3258
31.93	.01	59.88	1.2146	.5753	-.0035	.0011	.0010	.0062	-.1560	1.3350
RUN = 190										
-5.02	4.99	59.96	-.3035	.0879	-.0672	.0000	.0104	-.0840	.0586	-.3101
.03	4.99	60.02	-.0744	.0498	-.0853	.0018	.0103	-.0832	.0474	-.0744
5.01	4.99	59.75	.1656	.0307	-.0807	-.0003	.0107	-.0933	.0137	.1676
10.03	4.99	59.85	.4139	.0461	-.0698	-.0046	.0111	-.0912	-.0292	.4156
14.98	4.99	59.86	.6513	.0949	-.0565	-.0097	.0091	-.0874	-.0792	.6536
19.97	4.99	59.91	.8596	.1817	-.0384	-.0123	.0054	-.0785	-.1251	.8700
25.04	4.99	60.10	1.0501	.3155	-.0162	-.0171	.0054	-.0673	-.1607	1.0849
30.05	4.99	60.23	1.1917	.4944	-.0076	-.0151	.0090	-.0480	-.1704	1.2791
31.95	4.99	59.99	1.1900	.5653	.0017	-.0176	.0079	-.0327	-.1515	1.3089

Table A2. Continued

ALPHA	BETA	Q	CL	CD	CPM	CRM	CYM	CSF	CAF	CNF
RUN = 191										
-4.98	.01	59.96	-.3100	.0904	-.0612	.0004	-.0008	.0004	.0607	-.3167
.00	.01	60.13	-.0813	.0512	-.0832	.0000	-.0002	.0012	.0487	-.0813
5.00	.01	59.98	.1626	.0352	-.0794	.0003	-.0001	.0019	.0183	.1650
9.98	.01	59.96	.4148	.0484	-.0699	.0001	-.0004	.0009	-.0268	.4169
15.06	.01	59.86	.6521	.0952	-.0550	.0007	-.0001	.0002	-.0801	.6544
19.97	.01	60.13	.8639	.1848	-.0372	-.0008	-.0013	-.0003	-.1238	.8750
24.99	.01	59.98	1.0296	.3073	-.0110	-.0044	.0034	-.0033	-.1587	1.0631
25.98	.01	59.89	1.0648	.3407	-.0049	-.0016	.0027	-.0027	-.1623	1.1064
26.98	.01	60.14	1.0915	.3734	-.0054	.0009	.0016	.0020	-.1646	1.1421
28.03	.01	60.17	1.1258	.4153	-.0050	-.0002	.0039	.0017	-.1645	1.1889
29.00	.01	60.20	1.1641	.4544	-.0041	-.0005	.0043	.0031	-.1691	1.2384
29.98	.01	60.11	1.1890	.4983	-.0076	.0004	.0035	.0013	-.1644	1.2790
31.03	.01	60.16	1.2109	.5416	-.0002	.0018	.0002	-.0008	-.1620	1.3169
31.99	.01	60.12	1.2173	.5835	.0026	.0030	-.0008	-.0010	-.1520	1.3415
RUN = 192										
-5.02	5.00	60.19	-.3048	.0887	-.0687	.0003	.0101	-.0863	.0593	-.3114
.01	5.00	59.90	-.0758	.0490	-.0859	.0018	.0099	-.0874	.0464	-.0758
5.01	5.00	60.21	.1611	.0322	-.0805	.0001	.0102	-.0932	.0154	.1633
10.04	5.00	59.85	.4102	.0468	-.0701	-.0045	.0113	-.0955	-.0280	.4121
15.04	5.00	59.86	.6504	.0949	-.0557	-.0098	.0095	-.0883	-.0797	.6528
20.00	5.00	59.79	.8552	.1816	-.0371	-.0122	.0056	-.0822	-.1242	.8657
25.01	5.00	59.76	1.0512	.3157	-.0097	-.0174	.0071	-.0652	-.1603	1.0861
30.03	5.00	60.23	1.1839	.4909	-.0021	-.0136	.0069	-.0539	-.1693	1.2707
31.98	5.00	59.88	1.1943	.5673	.0059	-.0166	.0025	-.0386	-.1528	1.3135
RUN = 193										
.00	-15.98	59.73	-.0922	.0349	-.0857	-.0030	-.0405	.3302	.0336	-.0923
-.01	-11.98	60.16	-.0847	.0402	-.0846	-.0009	-.0306	.2417	.0381	-.0847
-.02	-7.98	59.91	-.0821	.0477	-.0845	-.0018	-.0201	.1576	.0453	-.0821
-.03	-4.00	60.02	-.0849	.0498	-.0866	-.0010	-.0089	.0733	.0473	-.0849
-.01	.00	59.79	-.0802	.0529	-.0831	.0003	-.0005	.0009	.0504	-.0803
-.02	4.00	59.90	-.0832	.0491	-.0863	.0012	.0075	-.0690	.0466	-.0833
-.03	8.00	60.03	-.0836	.0461	-.0849	.0023	.0177	-.1523	.0436	-.0836
-.03	11.99	59.93	-.0843	.0402	-.0845	.0011	.0289	-.2374	.0381	-.0843
-.01	16.01	59.96	-.0786	.0327	-.0848	.0025	.0402	-.3268	.0314	-.0786

Table A2. Continued

ALPHA	BETA	Q	CL	CD	CPM	CRM	CYM	CSF	CAF	CNF
RUN = 194										
10.02	-16.01	59.80	.3675	.0368	-.0583	.0123	-.0401	.3488	-.0293	.3683
10.01	-12.00	59.88	.3847	.0413	-.0641	.0105	-.0308	.2511	-.0286	.3860
10.00	-7.99	60.21	.3996	.0453	-.0692	.0080	-.0228	.1661	-.0272	.4014
10.00	-3.97	59.73	.4084	.0485	-.0703	.0040	-.0102	.0799	-.0256	.4107
9.99	.01	60.08	.4103	.0501	-.0700	.0003	-.0004	.0040	-.0243	.4128
9.98	4.00	60.08	.4032	.0478	-.0721	-.0033	.0084	-.0705	-.0253	.4054
9.98	8.02	59.98	.4000	.0446	-.0693	-.0073	.0211	-.1578	-.0279	.4017
9.97	12.01	60.00	.3852	.0413	-.0648	-.0099	.0292	-.2429	-.0284	.3866
9.97	16.00	60.03	.3673	.0361	-.0605	-.0117	.0381	-.3398	-.0297	.3680
RUN = 195										
20.02	16.00	60.19	.8109	.1695	-.0169	-.0295	.0307	-.3245	-.1202	.8199
20.03	12.01	59.70	.8370	.1767	-.0245	-.0247	.0242	-.2275	-.1227	.8469
20.02	7.98	59.80	.8405	.1779	-.0317	-.0177	.0118	-.1389	-.1230	.8506
20.03	-16.00	59.74	.8025	.1767	-.0151	.0292	-.0330	.3360	-.1108	.8145
20.03	-12.02	59.71	.8451	.1843	-.0276	.0253	-.0273	.2365	-.1186	.8571
20.02	-8.00	59.80	.8539	.1838	-.0327	.0163	-.0151	.1472	-.1220	.8652
20.01	-4.00	59.91	.8596	.1849	-.0395	.0077	-.0064	.0666	-.1227	.8710
20.00	.00	60.13	.8559	.1855	-.0368	-.0002	-.0011	.0052	-.1209	.8677
19.99	4.00	60.25	.8506	.1814	-.0377	-.0102	.0045	-.0562	-.1227	.8613
19.99	8.01	60.03	.8480	.1795	-.0297	-.0177	.0119	-.1370	-.1236	.8583
20.00	12.01	59.93	.8410	.1770	-.0221	-.0253	.0237	-.2260	-.1234	.8508
20.00	15.98	59.85	.8174	.1729	-.0155	-.0299	.0309	-.3231	-.1189	.8272
RUN = 196										
29.99	16.00	60.15	1.1255	.4770	.0105	-.0478	.0246	-.2993	-.1505	1.2133
30.02	12.00	60.48	1.1496	.4818	.0111	-.0351	.0081	-.1924	-.1594	1.2364
30.04	8.00	60.00	1.1666	.4844	-.0003	-.0228	.0065	-.1046	-.1661	1.2524
30.05	4.00	59.99	1.1795	.4906	-.0034	-.0106	.0049	-.0348	-.1677	1.2666
30.05	-.01	60.00	1.1813	.4980	-.0049	-.0007	.0031	.0032	-.1624	1.2719
30.05	-3.99	59.88	1.1766	.4962	-.0071	.0115	.0040	.0362	-.1615	1.2669
30.07	-8.02	59.77	1.1640	.4879	.0029	.0220	-.0014	.0997	-.1626	1.2518
30.06	-12.03	60.02	1.1358	.4859	.0053	.0302	-.0012	.1885	-.1496	1.2264
30.06	-16.02	59.93	1.1129	.4808	.0065	.0432	-.0145	.2915	-.1423	1.2040

Table A2. Continued

ALPHA	BETA	Q	CL	CD	CPM	CRM	CYM	CSF	CAF	CNF
RUN = 197										
30.04	-16.03	59.92	1.1019	.4753	.0139	.0414	-.0219	.2739	-.1413	1.1918
30.05	-12.02	60.25	1.1333	.4874	.0062	.0292	-.0083	.1851	-.1468	1.2251
30.06	-7.99	60.00	1.1663	.4909	.0030	.0200	-.0050	.0908	-.1608	1.2553
30.04	-4.02	59.88	1.1752	.4950	-.0102	.0117	-.0062	.0293	-.1616	1.2652
30.05	.00	60.46	1.1834	.4976	-.0103	.0021	-.0025	-.0102	-.1638	1.2735
30.03	4.02	59.99	1.1823	.4912	-.0100	-.0125	.0070	-.0373	-.1682	1.2694
30.03	8.03	60.00	1.1659	.4875	-.0022	-.0242	.0073	-.1008	-.1628	1.2534
30.02	8.03	59.88	1.1630	.4864	-.0016	-.0234	.0059	-.0982	-.1622	1.2503
29.99	11.99	60.02	1.1212	.4849	.0069	-.0432	.0179	-.1777	-.1418	1.2135
29.98	16.02	59.93	1.1171	.4849	.0097	-.0504	.0301	-.2777	-.1392	1.2100
RUN = 198										
-4.98	.00	59.96	-.3076	.0905	-.0594	.0008	-.0006	.0027	.0610	-.3143
-.02	.00	60.13	-.0867	.0514	-.0826	.0002	-.0005	.0021	.0488	-.0867
5.01	.00	60.32	.1491	.0356	-.0788	.0003	-.0002	.0027	.0200	.1517
10.01	.00	59.61	.4061	.0466	-.0703	.0002	.0000	.0020	-.0273	.4080
15.05	.00	59.74	.6423	.0968	-.0560	.0002	.0014	.0030	-.0757	.6454
20.02	.00	60.02	.8576	.1858	-.0410	-.0015	-.0002	.0039	-.1213	.8694
25.04	.00	59.98	1.0222	.3105	-.0181	-.0022	.0009	-.0016	-.1535	1.0576
26.02	.00	60.00	1.0340	.3288	-.0201	-.0003	.0012	-.0034	-.1603	1.0734
27.10	.00	60.14	1.0758	.3746	-.0201	-.0008	.0002	-.0010	-.1587	1.1284
28.06	.00	59.94	1.1126	.4123	-.0228	-.0012	.0027	.0054	-.1616	1.1757
29.00	.00	59.96	1.1460	.4472	-.0201	-.0007	.0051	.0084	-.1664	1.2191
29.98	.00	60.11	1.1750	.4913	-.0212	-.0002	.0048	.0102	-.1636	1.2632
30.97	.00	59.69	1.1884	.5335	-.0206	.0012	.0017	.0075	-.1559	1.2936
31.89	.00	60.11	1.1867	.5653	-.0155	.0033	.0008	.0042	-.1486	1.3062

Table A2. Continued

ALPHA	BETA	Q	CL	CD	CPM	CRM	CYM	CSF	CAF	CNF
RUN = 199										
-5.00	5.01	59.96	-.3072	.0886	-.0655	-.0001	.0110	-.0835	.0591	-.3137
.01	5.01	60.37	-.0796	.0503	-.0851	.0020	.0102	-.0835	.0478	-.0796
5.02	5.01	60.21	.1561	.0326	-.0811	.0005	.0105	-.0915	.0163	.1584
10.07	5.01	59.74	.4074	.0471	-.0706	-.0035	.0103	-.0930	-.0273	.4093
15.03	5.01	59.98	.6414	.0952	-.0581	-.0076	.0076	-.0872	-.0768	.6441
20.01	5.01	60.60	.8444	.1809	-.0432	-.0093	-.0007	-.0890	-.1213	.8554
25.14	5.01	60.10	1.0270	.3116	-.0235	-.0140	-.0032	-.0903	-.1563	1.0621
26.01	5.01	60.13	1.0517	.3414	-.0223	-.0145	-.0014	-.0911	-.1564	1.0949
27.07	5.01	60.15	1.0808	.3719	-.0234	-.0129	-.0030	-.0921	-.1625	1.1317
28.11	5.01	60.18	1.1118	.4143	-.0256	-.0122	-.0030	-.0874	-.1603	1.1759
29.00	5.01	59.96	1.1385	.4440	-.0229	-.0123	-.0013	-.0844	-.1654	1.2110
30.03	5.01	60.57	1.1703	.4857	-.0246	-.0125	-.0001	-.0772	-.1668	1.2563
31.07	5.01	60.16	1.1846	.5245	-.0181	-.0122	-.0002	-.0661	-.1635	1.2854
31.90	5.01	60.10	1.1738	.5543	-.0152	-.0151	.0015	-.0609	-.1511	1.2894
RUN = 200										
-5.09	.00	60.31	-.3128	.1067	-.0467	.0213	-.0615	.1054	.0762	-.3211
-.02	.00	60.37	-.0922	.0658	-.0709	.0192	-.0593	.1004	.0633	-.0923
5.01	.00	60.33	.1517	.0475	-.0681	.0181	-.0575	.0958	.0316	.1552
10.10	.00	59.85	.4115	.0577	-.0587	.0176	-.0594	.0979	-.0178	.4152
15.06	.00	59.75	.6391	.1056	-.0450	.0176	-.0613	.1009	-.0665	.6446
20.02	-.01	59.68	.8543	.2006	-.0302	.0156	-.0651	.1079	-.1063	.8713
25.07	-.01	59.64	1.0022	.3170	-.0095	.0125	-.0644	.1108	-.1396	1.0421
26.07	-.01	60.24	1.0265	.3454	-.0088	.0138	-.0647	.1100	-.1428	1.0739
27.02	-.01	60.27	1.0634	.3814	-.0095	.0137	-.0638	.1140	-.1453	1.1206
27.98	-.01	59.95	1.1015	.4209	-.0130	.0129	-.0612	.1138	-.1470	1.1702
29.08	-.01	59.86	1.1301	.4610	-.0126	.0113	-.0566	.1116	-.1483	1.2116
30.01	-.01	60.35	1.1555	.4996	-.0153	.0092	-.0534	.1112	-.1472	1.2505
31.06	.00	60.05	1.1793	.5473	-.0117	.0093	-.0597	.1133	-.1413	1.2926
31.89	.00	59.88	1.1289	.5647	-.0299	-.0009	-.0258	.0968	-.1185	1.2568

Table A2. Continued

ALPHA	BETA	Q	CL	CD	CPM	CRM	CYM	CSF	CAF	CNF
RUN = 201										
-5.00	5.01	59.96	-.3050	.1026	-.0513	.0220	-.0518	.0225	.0733	-.3128
-.01	5.01	60.25	-.0886	.0594	-.0752	.0185	-.0418	.0014	.0569	-.0886
5.02	5.01	60.21	.1517	.0422	-.0699	.0167	-.0430	-.0008	.0264	.1548
10.10	5.01	59.85	.4031	.0579	-.0590	.0130	-.0455	.0011	-.0161	.4070
15.06	5.01	59.75	.6336	.1075	-.0471	.0091	-.0511	.0100	-.0631	.6398
20.07	5.01	60.03	.8402	.1956	-.0304	.0058	-.0607	.0146	-.1068	.8562
25.13	5.01	59.87	1.0102	.3189	-.0139	.0004	-.0672	.0227	-.1423	1.0499
30.04	5.01	59.65	1.1474	.4964	-.0127	-.0004	-.0686	.0369	-.1461	1.2418
31.93	5.01	60.23	1.1596	.5723	-.0165	-.0096	-.0523	.0248	-.1290	1.2868
RUN = 202										
-5.04	-5.01	60.44	-.3088	.1027	-.0524	.0209	-.0731	.1954	.0729	-.3166
.01	-5.01	60.84	-.0878	.0581	-.0765	.0146	-.0619	.1796	.0557	-.0878
5.05	-5.01	60.23	.1560	.0448	-.0716	.0163	-.0647	.1899	.0285	.1594
10.08	-5.01	59.98	.4031	.0575	-.0603	.0202	-.0656	.1923	-.0163	.4069
15.04	-5.01	59.76	.6301	.1055	-.0477	.0236	-.0621	.1850	-.0640	.6359
20.03	-5.01	59.92	.8503	.1921	-.0362	.0231	-.0566	.1841	-.1130	.8646
25.21	-5.01	59.89	1.0001	.3197	-.0134	.0200	-.0507	.1880	-.1387	1.0410
30.06	-5.01	58.62	1.1445	.4958	-.0128	.0214	-.0476	.1837	-.1456	1.2390
31.92	-5.01	60.35	1.1278	.5603	-.0158	.0294	-.0468	.1731	-.1219	1.2535
RUN = 203										
-5.02	.00	59.99	-.7240	.2247	.1137	.0010	.0000	.0033	.1581	-.7409
.03	.00	60.50	-.5757	.1637	.1156	-.0001	.0000	.0038	.1616	-.5756
5.04	.00	60.89	-.3350	.0993	.1129	.0006	.0002	.0015	.1259	-.3249
10.09	.00	60.26	-.0850	.0706	.1241	.0012	.0010	-.0011	.0820	-.0713
15.08	.00	59.89	.1657	.0763	.1277	.0002	.0004	-.0012	.0281	.1798
20.07	.00	59.79	.4006	.1267	.1360	-.0010	-.0008	.0001	-.0208	.4198
25.01	.00	59.60	.5739	.2057	.1669	-.0007	.0012	-.0004	-.0583	.6071
26.05	.00	59.85	.6059	.2288	.1695	.0000	.0010	.0001	-.0628	.6449
27.10	.00	59.75	.6493	.2515	.1675	-.0001	.0011	-.0026	-.0740	.6926
28.10	.00	59.54	.6923	.2851	.1626	.0009	.0013	.0009	-.0766	.7450
29.11	.00	59.79	.7291	.3167	.1520	.0009	.0031	.0007	-.0800	.7911
30.01	.00	59.81	.7527	.3443	.1487	.0018	.0008	.0027	-.0803	.8240
31.06	.00	59.74	.7874	.3813	.1388	.0018	.0032	.0008	-.0815	.8712
31.83	.00	59.91	.8005	.4144	.1183	.0007	.0031	-.0013	-.0717	.8987

Table A2. Continued

ALPHA	BETA	Q	CL	CD	CPM	CRM	CYM	CSF	CAF	CNF
RUN = 204										
-5.03	.00	60.37	.0854	.0915	-.2185	.0021	.0002	-.0028	.0961	.0770
.03	.00	60.23	.3104	.0858	-.2439	.0017	.0007	.0000	.0831	.3104
5.08	.00	59.64	.5425	.0989	-.2361	.0001	.0002	-.0013	.0480	.5492
10.04	.00	59.76	.7649	.1416	-.2208	.0002	.0008	-.0037	.0036	.7778
15.09	.00	59.81	1.0361	.2392	-.2266	.0035	.0032	-.0090	-.0411	1.0627
20.14	.00	60.23	1.1898	.3583	-.1889	-.0024	-.0001	.0026	-.0756	1.2404
25.03	.00	59.85	1.2239	.4677	-.1341	-.0021	.0026	-.0031	-.0961	1.3069
26.04	.00	59.76	1.2464	.5039	-.1261	.0006	.0009	.0015	-.0964	1.3410
27.01	.00	59.91	1.2790	.5443	-.1272	.0028	.0004	.0013	-.0979	1.3867
28.06	.00	59.94	1.2986	.5832	-.1224	.0023	.0003	.0019	-.0979	1.4203
29.07	.00	60.20	1.3090	.6235	-.1192	.0032	.0006	-.0043	-.0929	1.4470
30.03	.00	60.23	1.3091	.6602	-.1215	.0021	.0004	-.0028	-.0853	1.4638
31.03	.00	60.15	1.2977	.6920	-.1112	-.0001	.0026	-.0054	-.0775	1.4687
31.77	.00	59.96	1.1436	.6736	-.1060	.0013	.0017	-.0049	-.0307	1.3269
RUN = 205										
-5.00	.00	60.46	-.3137	.1417	-.0533	-.0629	-.0467	.1042	.1114	-.3249
.04	.00	60.64	-.1172	.1072	-.0714	-.0719	-.0442	.0953	.1048	-.1171
5.05	.00	60.49	.1097	.0902	-.0587	-.0780	-.0441	.0938	.0777	.1172
10.05	.00	59.78	.3449	.0979	-.0489	-.0798	-.0414	.0938	.0338	.3567
15.05	.00	58.87	.5879	.1469	-.0385	-.0765	-.0378	.0998	-.0133	.6059
20.01	.00	60.18	.8026	.2385	-.0276	-.0783	-.0347	.1027	-.0529	.8357
25.06	.00	59.78	.9069	.3331	.0123	-.0661	-.0264	.0782	-.0846	.9626
26.08	.00	59.92	.9344	.3618	.0181	-.0628	-.0250	.0763	-.0880	.9983
27.08	.00	59.94	.9673	.3900	.0125	-.0607	-.0213	.0754	-.0951	1.0388
28.05	.00	59.85	1.0039	.4277	.0111	-.0605	-.0173	.0729	-.0967	1.0871
28.99	.00	59.75	1.0229	.4589	.0119	-.0577	-.0156	.0702	-.0962	1.1172
30.00	.00	60.13	1.0518	.4989	.0107	-.0578	-.0124	.0666	-.0957	1.1603
30.99	.00	60.06	1.0652	.5404	.0034	-.0538	-.0094	.0587	-.0869	1.1914
31.81	.00	60.00	1.0531	.5672	-.0126	-.0517	.0074	.0393	-.0748	1.1939

Table A2. Continued

ALPHA	BETA	Q	CL	CD	CPM	CRM	CYM	CSF	CAF	CNF
RUN = 206										
-5.01	5.01	60.12	-.3550	.1494	-.0335	-.0601	-.0369	.0125	.1155	-.3667
-.01	5.01	60.42	-.1573	.1107	-.0428	-.0711	-.0356	.0061	.1082	-.1573
5.07	5.01	60.14	.0951	.0897	-.0459	-.0796	-.0343	.0008	.0786	.1026
10.08	5.01	59.66	.3273	.0944	-.0344	-.0813	-.0323	.0006	.0334	.3388
15.01	5.01	59.78	.5485	.1392	-.0211	-.0825	-.0323	.0043	-.0099	.5658
20.04	5.01	60.06	.7714	.2294	-.0109	-.0856	-.0393	.0137	-.0511	.8033
25.01	5.01	59.44	.9127	.3356	.0152	-.0763	-.0334	-.0007	-.0837	.9690
30.05	5.01	60.13	1.0244	.4943	.0080	-.0672	-.0117	-.0216	-.0866	1.1342
31.81	5.01	59.99	1.0330	.5491	-.0044	-.0597	.0001	-.0325	-.0791	1.1672
RUN = 207										
-5.02	-5.08	60.12	-.2785	.1385	-.0801	-.0642	-.0622	.1961	.1112	-.2896
-.02	-5.08	60.42	-.0917	.1045	-.0905	-.0730	-.0572	.1884	.1019	-.0918
5.02	-5.08	60.38	.1292	.0858	-.0788	-.0764	-.0571	.1934	.0716	.1362
10.08	-5.08	59.90	.3656	.0987	-.0666	-.0739	-.0555	.1952	.0306	.3772
15.04	-5.08	60.03	.6168	.1493	-.0634	-.0682	-.0489	.1971	-.0183	.6345
20.02	-5.08	59.96	.8160	.2377	-.0439	-.0646	-.0378	.1904	-.0583	.8480
25.05	-5.08	59.91	.9188	.3363	-.0024	-.0520	-.0221	.1690	-.0866	.9748
30.02	-5.08	59.44	1.0543	.4961	.0076	-.0448	-.0152	.1452	-.0995	1.1611
31.83	-5.08	60.12	1.0358	.5606	-.0063	-.0183	-.0242	.1318	-.0714	1.1757
RUN = 211										
17.18	.01	5.07	.7269	.1394	-.0415	-.0034	.0025	-.0258	-.0811	.7356
20.25	.01	5.07	.8786	.2085	-.0255	-.0019	.0009	-.0058	-.1077	.8965
25.19	.01	4.96	1.0808	.3317	-.0055	-.0064	.0035	-.0200	-.1590	1.1192
26.03	.01	4.96	1.0880	.3413	-.0111	-.0082	.0037	-.0323	-.1704	1.1274
27.02	.01	4.96	1.1111	.3779	-.0116	-.0050	.0030	-.0186	-.1676	1.1615
27.97	.01	4.97	1.1368	.4077	-.0084	-.0045	.0025	-.0078	-.1724	1.1952
29.02	.01	4.97	1.1879	.4567	-.0068	-.0073	.0031	-.0313	-.1763	1.2603
30.02	.01	4.97	1.2502	.5082	-.0007	-.0014	.0012	-.0139	-.1847	1.3368
31.03	.01	4.98	1.2448	.5508	-.0066	-.0038	.0025	-.0277	-.1690	1.3506
32.05	.01	5.10	1.2511	.5934	-.0052	-.0003	-.0009	-.0107	-.1599	1.3753
32.97	.01	5.11	1.2162	.6151	.0015	-.0128	.0011	-.0405	-.1450	1.3551
33.99	.01	4.88	1.1588	.6345	-.0356	-.0079	.0003	-.0384	-.1204	1.3155
35.01	.01	5.02	1.1395	.6851	-.0244	-.0059	.0030	-.0393	-.0909	1.3263
39.99	.01	5.12	1.2009	.8562	-.0028	-.0036	.0030	-.0394	-.1140	1.4703
44.99	.01	5.01	1.1812	1.0102	.0198	-.0057	.0070	-.0539	-.1171	1.5496
50.08	.01	4.96	1.0940	1.1184	.0395	-.0039	.0095	-.0451	-.1162	1.5598
55.04	.01	4.87	1.0413	1.2170	.0487	-.0050	-.0077	-.0130	-.1499	1.5940

Table A2. Continued

ALPHA	BETA	Q	CL	CD	CPM	CRM	CYM	CSF	CAF	CNF
RUN = 212										
17.00	.01	10.13	.7301	.1287	-.0449	-.0016	.0012	-.0093	-.0912	.7359
20.08	.01	9.91	.8821	.1935	-.0317	-.0021	-.0010	-.0113	-.1218	.8949
24.99	.01	10.04	1.0611	.3123	-.0151	-.0018	.0021	-.0031	-.1659	1.0937
26.00	.01	10.04	1.0928	.3411	-.0071	-.0040	.0034	-.0136	-.1729	1.1318
27.00	.01	10.05	1.1454	.3941	-.0075	-.0037	.0041	-.0061	-.1692	1.1995
28.04	.01	10.16	1.1801	.4267	-.0066	-.0054	.0052	-.0074	-.1785	1.2422
29.03	.01	10.05	1.1814	.4560	-.0131	-.0048	.0012	-.0198	-.1749	1.2543
30.01	.01	10.06	1.2042	.4933	-.0072	-.0037	.0009	-.0191	-.1753	1.2895
31.01	.01	9.95	1.2405	.5517	-.0035	-.0022	.0010	-.0128	-.1664	1.3475
32.04	.01	10.08	1.2665	.6091	-.0042	-.0035	-.0011	.0008	-.1556	1.3967
33.05	.01	10.10	1.2154	.6144	-.0051	-.0056	.0027	-.0175	-.1479	1.3538
34.03	.01	10.00	1.1044	.6362	-.0271	-.0040	-.0024	-.0013	-.0904	1.2712
35.04	.01	10.03	1.1327	.6819	-.0342	-.0034	.0003	-.0207	-.0917	1.3189
40.06	.01	10.01	1.1532	.8348	-.0127	-.0006	-.0002	-.0400	-.1022	1.4199
45.05	.01	10.14	1.1421	.9881	.0138	-.0028	.0050	-.0214	-.1080	1.5062
50.03	.01	9.92	1.0507	1.0613	.0268	-.0006	-.0038	-.0141	-.1197	1.4883
55.53	.01	10.12	.9420	1.1358	.0377	-.0018	-.0024	-.0339	-.1290	1.4695
RUN = 213										
17.02	.01	20.15	.6919	.1206	-.0502	-.0012	.0001	-.0038	-.0886	.6969
20.00	.01	19.93	.8275	.1771	-.0379	-.0013	.0005	-.0019	-.1179	.8381
25.03	.01	20.19	1.0317	.3078	-.0173	-.0015	.0010	-.0047	-.1589	1.0650
26.05	.01	19.96	1.0500	.3360	-.0191	-.0031	.0029	-.0014	-.1603	1.0908
27.01	.01	19.85	1.0937	.3663	-.0141	-.0034	.0020	-.0018	-.1713	1.1408
27.98	.01	20.09	1.1159	.3938	-.0157	-.0042	.0034	-.0064	-.1767	1.1702
29.01	.01	19.98	1.1504	.4392	-.0124	-.0021	.0039	-.0020	-.1747	1.2190
30.07	.01	20.00	1.1789	.4852	-.0170	-.0023	.0031	-.0020	-.1717	1.2633
31.06	.01	19.89	1.1823	.5107	-.0180	-.0028	-.0006	-.0043	-.1733	1.2763
32.00	.01	20.15	1.1840	.5511	-.0184	-.0031	.0018	-.0023	-.1607	1.2961
33.03	.01	20.07	1.1765	.5930	-.0160	-.0019	-.0001	.0002	-.1446	1.3095
34.00	.01	20.00	1.0855	.6099	-.0287	-.0008	-.0051	-.0069	-.1017	1.2409
35.04	.01	20.06	1.0767	.6458	-.0349	-.0003	-.0009	-.0102	-.0897	1.2524
40.06	.01	20.13	1.1051	.7980	-.0305	-.0001	.0023	-.0232	-.1000	1.3594
45.01	.01	20.03	1.0606	.9150	-.0038	.0024	-.0013	-.0254	-.1015	1.3969
50.02	.01	19.97	.9838	1.0117	.0177	-.0003	.0015	-.0151	-.1006	1.4074
55.63	.01	19.99	.8901	1.1000	.0336	-.0003	-.0070	-.0005	-.1095	1.4104

Table A2. Continued

ALPHA	BETA	Q	CL	CD	CPM	CRM	CYM	CSF	CAF	CNF
RUN = 214										
17.02	.01	29.82	.7092	.1224	-.0501	-.0001	.0001	.0000	-.0922	.7139
20.00	.01	29.95	.8244	.1752	-.0399	-.0005	.0004	.0029	-.1189	.8346
25.04	.01	30.11	1.0479	.3139	-.0226	.0001	.0010	.0050	-.1605	1.0822
26.05	.01	30.00	1.0679	.3378	-.0190	-.0012	.0021	.0011	-.1668	1.1078
27.03	.01	30.01	1.0965	.3745	-.0158	-.0011	.0033	.0031	-.1659	1.1469
28.05	.01	30.02	1.1234	.4044	-.0179	-.0024	.0038	-.0040	-.1726	1.1816
29.02	.01	30.03	1.1351	.4284	-.0170	-.0009	.0012	.0046	-.1772	1.2004
30.00	.01	29.82	1.1686	.4818	-.0164	.0018	-.0005	.0014	-.1681	1.2529
31.01	.01	29.96	1.1792	.5167	-.0222	.0005	-.0011	.0056	-.1656	1.2769
32.06	.01	29.88	1.1937	.5662	-.0175	-.0018	.0017	-.0013	-.1547	1.3121
33.01	.01	30.05	1.1541	.5952	-.0216	.0007	-.0024	.0024	-.1302	1.2920
34.04	.01	30.24	1.0972	.6191	-.0375	-.0084	.0015	.0043	-.1016	1.2557
35.07	.01	29.98	1.0742	.6519	-.0369	.0012	-.0009	.0011	-.0841	1.2537
40.06	.01	30.14	1.1121	.8085	-.0258	-.0010	-.0018	-.0024	-.0966	1.3715
45.07	.01	29.93	1.0609	.9199	-.0038	-.0002	.0024	-.0126	-.0999	1.4005
50.02	.01	30.02	.9781	.9971	.0086	-.0006	.0044	-.0177	-.1060	1.3925
55.77	.01	29.87	.8871	1.1007	.0291	.0001	-.0005	-.0175	-.1101	1.4091
RUN = 215										
17.00	.01	40.07	.6987	.1196	-.0500	.0006	-.0003	.0008	-.0916	.7032
20.05	.01	39.97	.8328	.1811	-.0373	.0001	.0022	-.0009	-.1170	.8444
25.03	.01	39.91	1.0419	.3114	-.0247	.0000	-.0002	.0015	-.1601	1.0758
26.00	.01	39.92	1.0724	.3401	-.0211	-.0003	.0015	.0002	-.1658	1.1130
27.03	.01	40.06	1.1058	.3752	-.0178	-.0008	.0026	.0053	-.1695	1.1555
28.03	.01	40.07	1.1191	.3962	-.0152	-.0008	.0021	.0016	-.1775	1.1740
29.04	.01	40.09	1.1446	.4393	-.0148	.0004	.0004	.0051	-.1729	1.2140
29.99	.01	39.88	1.1678	.4836	-.0174	.0007	.0009	.0027	-.1660	1.2532
31.07	.01	39.68	1.1918	.5319	-.0172	.0010	-.0023	.0063	-.1606	1.2953
32.06	.01	39.73	1.2038	.5680	-.0156	.0002	-.0003	.0009	-.1586	1.3217
33.02	.01	39.92	1.1055	.5888	-.0285	-.0005	-.0049	.0056	-.1096	1.2478
34.08	.01	40.01	1.0825	.6202	-.0444	-.0044	.0025	.0020	-.0934	1.2441
35.07	.01	40.01	1.0777	.6482	-.0426	-.0010	.0047	-.0024	-.0892	1.2545
39.96	.01	40.01	1.1047	.7975	-.0251	-.0008	.0038	-.0090	-.0981	1.3590
45.02	.01	39.93	1.0543	.9109	-.0093	.0004	.0009	-.0186	-.1004	1.3896
50.08	.01	39.94	.9663	.9965	.0100	.0011	-.0072	-.0086	-.0989	1.3843
55.87	.01	39.74	.8755	1.0976	.0211	.0002	-.0028	-.0143	-.1051	1.3998

Table A2. Continued

ALPHA	BETA	Q	CL	CD	CPM	CRM	CYM	CSF	CAF	CNF
RUN = 216										
17.01	.01	50.20	.7006	.1166	-.0491	-.0002	-.0009	.0023	-.0953	.7041
20.07	.01	49.88	.8289	.1786	-.0399	-.0002	.0000	.0005	-.1185	.8398
25.02	.01	49.94	1.0384	.3062	-.0242	-.0004	.0004	.0020	-.1633	1.0704
26.06	.01	49.85	1.0716	.3396	-.0189	-.0009	.0019	-.0025	-.1672	1.1118
27.04	.01	50.10	1.0954	.3702	-.0171	-.0005	.0026	.0008	-.1698	1.1439
28.04	.01	50.00	1.1161	.4011	-.0160	-.0001	.0019	.0018	-.1720	1.1736
29.04	.01	50.14	1.1403	.4396	-.0178	.0000	.0013	.0001	-.1704	1.2103
30.08	.01	49.82	1.1654	.4831	-.0232	.0023	-.0028	.0012	-.1673	1.2505
30.96	.01	49.85	1.1792	.5185	-.0202	-.0003	-.0026	.0047	-.1632	1.2779
32.03	.01	50.15	1.1845	.5614	-.0227	-.0025	.0000	.0049	-.1534	1.3019
33.01	.01	50.13	1.1154	.5897	-.0258	.0003	-.0021	-.0004	-.1141	1.2566
33.99	.01	50.24	1.0762	.6144	-.0412	-.0039	.0019	.0043	-.0930	1.2358
35.05	.01	50.15	1.0678	.6380	-.0446	-.0015	.0008	.0070	-.0914	1.2406
39.99	.01	50.14	1.0985	.7925	-.0346	.0008	.0035	-.0110	-.0988	1.3509
44.99	.01	49.94	1.0574	.9120	-.0148	.0008	.0019	-.0145	-.1012	1.3926
50.03	.01	50.24	.9673	.9960	.0016	.0003	-.0058	-.0072	-.0989	1.3847
55.99	.01	49.87	.8690	1.0948	.0168	-.0004	-.0062	-.0027	-.1044	1.3936
RUN = 217										
17.06	.01	59.76	.7106	.1223	-.0495	-.0002	-.0002	.0016	-.0935	.7152
20.05	.01	60.25	.8332	.1799	-.0403	.0001	.0001	-.0004	-.1186	.8444
25.08	.01	59.98	1.0385	.3089	-.0241	.0002	.0002	.0006	-.1620	1.0716
30.04	.01	60.10	1.1676	.4797	-.0193	.0001	-.0006	.0027	-.1705	1.2509
32.00	.01	59.88	1.1789	.5582	-.0181	-.0006	-.0006	.0000	-.1527	1.2955
34.97	.01	59.82	1.0765	.6430	-.0483	-.0013	.0049	-.0021	-.0907	1.2507
39.98	.01	59.78	1.0831	.7837	-.0309	.0014	.0013	-.0047	-.0953	1.3335
45.05	.01	60.09	1.0514	.9071	-.0170	.0009	.0020	-.0092	-.1019	1.3848
49.99	.01	59.91	.9628	.9968	-.0025	-.0004	-.0030	-.0156	-.0940	1.3825
54.97	.01	60.05	.8807	1.0763	.0067	.0011	-.0017	-.0068	-.0998	1.3868
56.11	.01	60.13	.8573	1.0875	.0100	-.0003	.0027	.0003	-.1014	1.3808

Table A2. Continued

ALPHA	BETA	Q	CL	CD	CPM	CRM	CYM	CSF	CAF	CNF
RUN = 218										
17.08	.01	79.67	.7084	.1233	-.0491	-.0004	-.0001	.0033	-.0922	.7133
20.06	.01	80.18	.8317	.1821	-.0397	.0014	.0008	.0006	-.1162	.8437
25.04	.01	79.59	1.0126	.3071	-.0181	.0052	-.0008	-.0025	-.1521	1.0474
29.97	.01	80.34	1.1610	.4879	-.0224	.0023	.0010	-.0034	-.1589	1.2495
32.07	.01	79.93	1.1536	.5658	-.0195	.0072	-.0037	-.0007	-.1342	1.2779
35.06	.01	79.55	1.0600	.6402	-.0399	.0019	-.0027	.0011	-.0855	1.2354
40.04	.01	80.04	1.0764	.7819	-.0310	-.0021	.0054	-.0128	-.0939	1.3271
45.08	.01	79.89	1.0378	.9031	-.0197	-.0001	.0051	-.0107	-.0959	1.3723
50.01	.01	80.00	.9541	.9837	-.0053	-.0002	-.0015	-.0080	-.0963	1.3668
54.99	.01	79.77	.8781	1.0698	.0034	.0008	-.0071	-.0088	-.1021	1.3800
56.29	.01	79.90	.8511	1.0836	.0061	-.0004	.0026	-.0043	-.1031	1.3738
RUN = 219										
17.09	.01	99.72	.7142	.1354	-.0484	.0016	.0010	-.0030	-.0826	.7224
20.07	.01	99.78	.8296	.1954	-.0386	.0051	.0025	-.0054	-.1032	.8463
24.98	.01	100.13	1.0053	.3120	-.0190	.0007	.0000	-.0016	-.1436	1.0430
30.04	.01	100.34	1.1647	.4919	-.0224	.0023	.0025	.0011	-.1587	1.2545
32.22	.01	99.87	1.1685	.5707	-.0161	-.0003	-.0007	.0029	-.1414	1.2929
35.12	.01	100.21	1.0549	.6386	-.0385	.0004	-.0004	-.0012	-.0853	1.2303
40.09	.01	100.43	1.0677	.7806	-.0290	-.0002	.0022	-.0024	-.0903	1.3195
45.12	.01	100.06	1.0218	.8889	-.0136	-.0007	.0020	-.0085	-.0957	1.3509
49.98	.01	99.60	.9623	.9888	-.0062	.0003	-.0041	-.0048	-.0986	1.3761
54.96	.01	100.12	.8721	1.0646	.0044	.0004	.0000	-.0057	-.0994	1.3724
56.50	.01	99.93	.8404	1.0861	.0072	-.0005	.0030	-.0102	-.0978	1.3695
RUN = 221										
16.78	.01	60.21	.7003	.1194	-.0540	-.0008	-.0010	-.0011	-.0897	.7050
20.09	.01	59.79	.8459	.1851	-.0437	.0001	.0005	-.0044	-.1185	.8580
24.99	.01	59.63	1.0383	.3092	-.0224	.0023	-.0010	-.0029	-.1601	1.0718
30.04	.01	59.76	1.1834	.4888	-.0203	.0003	.0012	.0002	-.1706	1.2691
31.98	.01	60.00	1.1990	.5689	-.0252	-.0017	.0001	.0026	-.1536	1.3183
35.07	.01	60.31	1.0821	.6533	-.0462	-.0014	.0031	-.0046	-.0877	1.2610
40.00	.01	60.38	1.0968	.7961	-.0324	.0012	.0004	-.0079	-.0950	1.3520
45.10	.01	61.09	1.0557	.9172	-.0105	.0013	.0014	-.0173	-.0991	1.3949
50.06	.01	60.29	.9820	1.0137	.0070	.0004	.0003	-.0138	-.0993	1.4077
55.00	.01	59.92	.9003	1.0983	.0130	.0007	-.0048	-.0079	-.1038	1.4160
56.13	.01	60.26	.8733	1.1088	.0176	-.0002	-.0023	-.0128	-.1033	1.4073

Table A2. Continued

ALPHA	BETA	Q	CL	CD	CPM	CRM	CYM	CSF	CAF	CNF
RUN = 222										
17.26	.01	120.33	.7278	.1350	-.0519	.0004	.0002	.0018	-.0893	.7351
20.04	.01	119.82	.8454	.1923	-.0418	.0021	.0012	-.0010	-.1111	.8601
25.00	.01	118.93	1.0351	.3116	-.0201	-.0010	-.0024	.0026	-.1571	1.0698
30.03	.01	118.26	1.1663	.4950	-.0235	.0004	-.0023	.0066	-.1567	1.2574
31.88	.01	116.86	1.1933	.5724	-.0186	.0006	.0019	-.0020	-.1456	1.3156
34.98	.01	117.66	1.0691	.6403	-.0370	.0001	-.0004	.0030	-.0890	1.2431
40.05	.01	118.40	1.0833	.7858	-.0272	-.0008	.0038	-.0091	-.0956	1.3349
45.01	.01	120.16	1.0331	.8945	-.0150	.0013	.0018	-.0073	-.0971	1.3630
50.02	.01	119.08	.9789	1.0053	-.0005	-.0001	-.0031	-.0157	-.1019	1.3993
55.11	.01	118.49	.8911	1.0918	.0087	.0004	.0015	-.0110	-.1030	1.4053
56.75	.01	118.48	.8677	1.1244	.0059	.0005	-.0037	-.0050	-.1054	1.4161
RUN = 223										
17.05	.01	5.07	.8275	.1712	-.0412	.0055	.0021	.0454	-.0762	.8413
20.05	.01	5.07	.8784	.2114	-.0399	.0030	.0014	.0266	-.0995	.8977
25.07	.01	4.96	1.1483	.3842	-.0081	.0054	.0031	.0323	-.1350	1.2030
30.04	.01	5.09	1.2636	.5578	-.0122	.0072	-.0003	.0311	-.1463	1.3730
32.05	.01	5.10	1.3688	.6726	-.0070	.0077	-.0045	.0107	-.1528	1.5171
35.07	.01	5.14	1.2329	.7756	-.0196	.0000	.0097	.0186	-.0700	1.4547
40.02	.01	5.13	1.2688	.9498	-.0069	.0063	.0086	-.0056	-.0841	1.5824
45.00	.01	5.01	1.2503	1.0884	.0196	-.0008	.0087	-.0066	-.1087	1.6537
50.00	.01	4.84	1.1762	1.2003	.0312	.0038	-.0072	-.0007	-.1220	1.6756
55.02	.01	4.87	1.1003	1.3009	.0567	.0015	.0047	-.0076	-.1472	1.6967
55.54	.01	5.00	1.0726	1.2832	.0667	-.0020	.0173	-.0215	-.1501	1.6649
RUN = 224										
16.97	5.00	5.07	.8025	.1587	-.0484	-.0054	.0062	-.0882	-.0801	.8139
20.06	5.00	4.96	.9512	.2533	-.0322	-.0042	.0045	-.0488	-.0853	.9804
25.03	5.00	5.08	1.1887	.3912	-.0019	-.0065	.0016	-.0504	-.1458	1.2426
29.99	5.00	4.97	1.2721	.5484	-.0037	-.0153	.0063	-.0773	-.1580	1.3759
35.03	5.00	5.14	1.2813	.7915	-.0325	.0164	-.0215	-.0068	-.0835	1.5035
39.99	5.00	5.24	1.2501	.9436	-.0174	-.0057	-.0137	.0641	-.0757	1.5642
45.03	5.00	5.25	1.2065	1.0540	.0194	-.0095	-.0087	.1013	-.1029	1.5984
50.01	5.00	5.08	1.2008	1.2165	.0360	-.0080	-.0013	.0565	-.1312	1.7037
55.02	5.00	5.12	1.0684	1.2710	.0394	-.0076	-.0080	.0314	-.1389	1.6540
55.50	5.00	5.12	1.0072	1.2260	.0492	-.0071	-.0124	.0606	-.1277	1.5809

Table A2. Continued

ALPHA	BETA	Q	CL	CD	CPM	CRM	CYM	CSF	CAF	CNF
RUN = 225										
17.01	5.00	10.13	.7363	.1407	-.0514	-.0061	.0055	-.0837	-.0807	.7452
20.07	5.00	10.26	.8588	.1947	-.0421	-.0085	.0010	-.0925	-.1117	.8735
25.01	5.00	10.04	1.0775	.3470	-.0193	-.0088	.0000	-.0656	-.1401	1.1232
30.01	5.00	9.95	1.2414	.5302	-.0087	-.0150	.0053	-.0691	-.1608	1.3402
34.99	5.00	9.80	1.1960	.7196	-.0344	.0104	-.0190	-.0279	-.0945	1.3924
40.00	5.00	10.01	1.1953	.8792	-.0237	-.0078	-.0121	.0298	-.0920	1.4808
45.02	5.00	10.26	1.1301	.9821	.0065	-.0084	-.0087	.0871	-.1015	1.4935
50.04	5.00	10.30	1.0836	1.1038	.0344	-.0045	.0037	.0575	-.1167	1.5420
55.04	5.00	10.11	.9871	1.2130	.0482	-.0073	.0114	-.0023	-.1076	1.5597
55.55	5.00	10.12	.9644	1.1885	.0501	-.0068	.0020	.0232	-.1166	1.5256
RUN = 226										
17.05	.00	10.25	.7546	.1457	-.0462	.0000	.0001	.0080	-.0819	.7641
19.99	.00	10.14	.8897	.2189	-.0341	.0020	.0011	.0320	-.0981	.9109
25.05	.00	10.27	1.0759	.3512	-.0117	.0021	.0011	.0147	-.1371	1.1234
30.03	.00	10.29	1.2118	.5400	-.0121	.0036	-.0004	.0199	-.1382	1.3194
32.10	.00	10.08	1.2897	.6271	-.0042	-.0009	-.0034	.0206	-.1533	1.4258
35.08	.00	9.92	1.1444	.7021	-.0350	.0006	-.0019	.0038	-.0816	1.3400
40.04	.00	10.01	1.1716	.8585	-.0240	-.0017	.0108	-.0262	-.0945	1.4492
45.03	.00	10.26	1.1554	1.0048	.0061	.0016	.0085	-.0144	-.1042	1.5274
50.06	.00	10.17	1.0644	1.0896	.0231	-.0004	-.0097	-.0031	-.1123	1.5187
55.06	.00	10.24	.9639	1.1792	.0394	.0017	.0050	-.0165	-.1091	1.5187
55.55	.00	10.12	.9619	1.1948	.0489	.0006	-.0050	-.0114	-.1114	1.5294
RUN = 227										
17.05	5.00	60.57	.7261	.1283	-.0525	-.0085	.0034	-.0838	-.0923	.7318
20.04	5.00	59.68	.8435	.1811	-.0427	-.0094	-.0015	-.0844	-.1208	.8545
25.08	5.00	59.87	1.0307	.3105	-.0230	-.0114	-.0038	-.0848	-.1572	1.0652
30.01	5.00	59.30	1.1834	.4874	-.0175	-.0178	.0014	-.0809	-.1711	1.2685
35.04	5.00	59.72	1.1251	.6519	-.0514	-.0122	-.0092	-.0620	-.1126	1.2954
40.03	5.00	60.39	1.1039	.8017	-.0286	-.0165	-.0043	.0054	-.0956	1.3610
44.96	5.00	60.19	1.0706	.9255	-.0102	-.0078	-.0032	.0273	-.0999	1.4115
49.93	5.00	60.40	.9878	1.0115	.0083	-.0062	.0049	.0193	-.1019	1.4099
55.02	5.00	60.30	.8986	1.0978	.0132	-.0077	-.0073	.0028	-.1029	1.4146
56.09	5.00	60.13	.8801	1.1100	.0181	-.0070	.0018	-.0189	-.1071	1.4122

Table A2. Continued

ALPHA	BETA	Q	CL	CD	CPM	CRM	CYM	CSF	CAF	CNF
RUN = 228										
20.02	16.09	59.74	.7974	.1716	-.0312	-.0258	.0309	-.3516	-.1130	.8080
20.03	12.03	60.17	.8217	.1742	-.0365	-.0220	.0198	-.2483	-.1196	.8317
20.05	8.00	60.26	.8416	.1802	-.0402	-.0138	.0076	-.1553	-.1212	.8523
20.06	4.01	60.25	.8445	.1810	-.0427	-.0067	-.0028	-.0721	-.1216	.8554
20.05	.00	60.25	.8478	.1858	-.0419	-.0009	-.0009	-.0026	-.1181	.8601
20.06	-4.01	60.14	.8512	.1863	-.0441	.0062	.0002	.0726	-.1190	.8635
20.06	-8.01	59.92	.8376	.1805	-.0382	.0155	-.0095	.1596	-.1197	.8487
20.06	-12.03	59.71	.8086	.1726	-.0341	.0249	-.0198	.2514	-.1169	.8188
20.05	-16.00	59.74	.7847	.1693	-.0308	.0296	-.0293	.3506	-.1113	.7952
RUN = 229										
30.02	-16.00	59.92	1.1242	.4748	-.0047	.0460	-.0302	.3043	-.1519	1.2109
30.02	-11.98	60.60	1.1538	.4815	-.0115	.0320	-.0130	.2237	-.1611	1.2399
30.00	-8.01	60.35	1.1435	.4803	-.0171	.0227	.0035	.1442	-.1568	1.2304
30.00	-4.01	60.23	1.1635	.4896	-.0272	.0105	.0078	.0726	-.1590	1.2524
30.01	.00	60.34	1.1803	.4864	-.0191	-.0019	.0036	.0093	-.1705	1.2653
30.01	4.00	60.34	1.1881	.4891	-.0230	-.0155	.0020	-.0643	-.1718	1.2735
30.01	8.00	60.12	1.1731	.4848	-.0166	-.0259	.0046	-.1371	-.1678	1.2583
29.99	12.07	60.13	1.1618	.4820	-.0101	-.0367	.0170	-.2185	-.1640	1.2472
29.98	16.02	59.92	1.1322	.4695	-.0037	-.0487	.0309	-.2945	-.1594	1.2153
RUN = 230										
40.07	16.02	60.50	1.0522	.7552	-.0044	-.0362	-.0064	-.0451	-.0983	1.2914
40.07	12.04	60.51	1.0554	.7666	-.0141	-.0303	-.0087	-.0058	-.0916	1.3012
40.09	8.00	59.93	1.1197	.8101	-.0344	-.0164	-.0120	.0001	-.1004	1.3784
40.09	3.99	60.41	1.1046	.8047	-.0312	-.0148	.0005	.0043	-.0953	1.3633
40.10	.00	60.18	1.0993	.8037	-.0330	.0016	.0018	-.0097	-.0934	1.3585
40.11	-4.02	60.06	1.1087	.8072	-.0366	.0154	.0050	-.0203	-.0965	1.3680
40.11	-8.05	60.05	1.0951	.7969	-.0291	.0229	.0114	-.0240	-.0954	1.3510
40.11	-12.03	60.40	1.0358	.7560	-.0099	.0304	.0036	.0061	-.0881	1.2793
40.16	-16.02	59.95	1.1463	.8284	-.0247	.0261	.0178	.0471	-.1051	1.4103

Table A2. Continued

ALPHA	BETA	Q	CL	CD	CPM	CRM	CYM	CSF	CAF	CNF
RUN = 231										
49.98	-16.02	60.03	1.0379	1.0532	.0255	.0258	.0201	-.0884	-.1145	1.4740
49.95	-12.05	60.15	1.0373	1.0526	.0121	.0179	.0182	-.0916	-.1137	1.4732
49.93	-8.00	60.03	1.0479	1.0670	.0015	.0099	.0028	-.0422	-.1125	1.4911
49.89	-3.99	60.27	.9998	1.0219	.0056	.0046	.0012	-.0285	-.1036	1.4256
49.88	.00	60.39	.9844	1.0131	.0045	.0003	-.0004	-.0100	-.0974	1.4091
49.87	4.05	60.77	.9919	1.0146	.0085	-.0051	.0066	.0203	-.1015	1.4150
49.89	8.08	60.64	1.0078	1.0284	.0074	-.0102	.0010	.0288	-.1052	1.4358
49.91	12.04	60.65	1.0371	1.0517	.0086	-.0165	-.0052	.0275	-.1133	1.4725
49.92	16.02	60.52	1.0318	1.0454	.0223	-.0239	-.0270	.0993	-.1133	1.4642
RUN = 232										
35.05	16.02	58.22	1.1774	.6593	-.0182	-.0418	.0102	-.1765	-.1363	1.3425
35.04	12.05	59.96	1.1598	.6524	-.0285	-.0313	.0081	-.1275	-.1318	1.3241
34.96	7.98	60.28	1.1145	.6401	-.0487	-.0156	-.0164	-.0663	-.1142	1.2802
34.96	3.99	60.17	1.0903	.6480	-.0438	-.0096	-.0089	-.0403	-.0942	1.2649
34.98	.00	60.06	1.0854	.6515	-.0438	.0009	-.0003	.0039	-.0890	1.2629
34.98	-4.01	59.95	1.1146	.6600	-.0578	.0125	.0037	.0432	-.0987	1.2916
34.99	-8.02	59.94	1.1007	.6358	-.0444	.0262	.0111	.0621	-.1106	1.2663
35.06	-12.00	60.07	1.1353	.6478	-.0269	.0416	-.0109	.1135	-.1221	1.3015
35.09	-16.02	60.54	1.1251	.6338	-.0170	.0602	-.0201	.1573	-.1281	1.2850
RUN = 233										
17.07	.00	60.35	.6675	.1369	-.1110	-.0001	-.0004	.0046	-.0670	.6783
20.03	.00	60.15	.7994	.1958	-.1078	.0007	.0009	.0036	-.0917	.8181
25.00	.00	59.76	.9674	.3099	-.0937	-.0066	.0055	.0061	-.1296	1.0077
30.10	.00	59.88	1.1161	.4795	-.0955	.0004	.0047	.0065	-.1462	1.2061
32.00	.00	60.11	1.1116	.5498	-.0932	.0140	-.0064	.0021	-.1236	1.2340
34.99	.00	60.06	1.0746	.6518	-.1094	.0045	-.0048	.0059	-.0827	1.2541
40.04	.00	60.03	1.0527	.7609	-.0806	-.0009	.0018	.0105	-.0945	1.2954
45.05	.00	60.33	1.0027	.8606	-.0763	-.0012	.0048	-.0143	-.1001	1.3175
50.01	.00	60.03	.9262	.9480	-.0672	.0002	.0015	-.0013	-.0975	1.3215
55.04	.00	60.18	.8593	1.0405	-.0487	.0009	.0023	-.0070	-.1043	1.3452
55.96	.00	59.99	.8502	1.0616	-.0459	.0012	-.0034	-.0006	-.1063	1.3556

Table A2. Continued

ALPHA	BETA	Q	CL	CD	CPM	CRM	CYM	CSF	CAF	CNF
RUN = 234										
17.04	5.01	59.89	.6605	.1357	-.1143	-.0086	.0071	-.1058	-.0656	.6713
20.02	5.01	59.92	.7858	.1881	-.1093	-.0049	-.0032	-.1068	-.0940	.8027
25.00	5.01	60.00	.9568	.3084	-.0954	-.0063	-.0167	-.1138	-.1263	.9975
30.02	5.01	59.65	1.1323	.4838	-.0989	-.0160	.0026	-.1120	-.1484	1.2224
35.05	5.01	59.71	1.0605	.6229	-.1052	-.0144	-.0043	-.0689	-.0994	1.2259
40.07	5.01	59.68	1.0819	.7794	-.0939	-.0088	-.0133	-.0164	-.0994	1.3297
45.04	5.01	59.84	.9995	.8578	-.0679	-.0069	-.0085	-.0052	-.0992	1.3132
50.02	5.01	59.66	.9294	.9464	-.0587	-.0093	-.0032	.0194	-.1011	1.3224
55.02	5.01	59.80	.8585	1.0368	-.0484	-.0077	.0002	-.0188	-.1049	1.3416
55.96	5.01	59.87	.8475	1.0541	-.0486	-.0068	-.0043	-.0173	-.1081	1.3479
RUN = 235										
30.05	-16.00	59.93	1.0587	.4700	-.0796	.0492	-.0237	.3158	-.1237	1.1518
30.04	-12.01	60.48	1.0599	.4663	-.0841	.0328	-.0101	.2297	-.1275	1.1510
30.04	-7.99	60.23	1.0700	.4716	-.0931	.0237	.0078	.1515	-.1281	1.1624
30.04	-4.00	60.12	1.1136	.4856	-.1015	.0109	.0086	.0928	-.1380	1.2071
30.05	-.01	60.34	1.1123	.4778	-.0943	-.0020	.0065	.0041	-.1445	1.2020
30.05	4.01	60.34	1.1369	.4834	-.0974	-.0128	.0036	-.0853	-.1518	1.2261
30.04	8.02	60.35	1.1173	.4793	-.0917	-.0233	-.0001	-.1664	-.1452	1.2072
30.03	12.02	60.37	1.0914	.4694	-.0847	-.0382	.0185	-.2426	-.1405	1.1798
30.00	16.03	60.16	1.0537	.4626	-.0759	-.0496	.0281	-.3220	-.1265	1.1438
RUN = 236										
35.03	16.03	60.08	1.1342	.6397	-.0893	-.0423	.0043	-.2282	-.1270	1.2959
34.97	12.03	60.27	1.0474	.6126	-.1046	-.0191	-.0273	-.0996	-.0981	1.2094
34.98	8.01	60.39	1.0658	.6211	-.1082	-.0149	-.0205	-.0767	-.1021	1.2294
34.97	4.00	60.28	1.0380	.6241	-.0988	-.0119	-.0001	-.0661	-.0838	1.2083
35.00	.01	60.06	1.0665	.6488	-.1067	.0047	-.0044	-.0039	-.0808	1.2458
35.00	-4.00	60.05	1.0620	.6310	-.1129	.0173	.0016	.0577	-.0925	1.2319
35.00	-8.00	59.81	1.0636	.6200	-.1055	.0223	.0188	.0709	-.1023	1.2269
35.05	-12.07	59.49	1.1088	.6387	-.0944	.0386	.0067	.1207	-.1139	1.2745
35.06	-16.02	60.42	1.0956	.6292	-.0905	.0449	.0090	.1782	-.1141	1.2583

Table A2. Continued

ALPHA	BETA	Q	CL	CD	CPM	CRM	CYM	CSF	CAF	CNF
RUN = 237										
40.04	-16.01	60.14	1.0507	.7469	-.0832	.0421	.0228	.0896	-.1027	1.2849
40.03	-12.03	60.25	1.0651	.7586	-.0867	.0352	.0215	.0250	-.1030	1.3035
40.00	-7.99	60.49	1.0492	.7612	-.0835	.0179	.0168	.0135	-.0902	1.2931
40.00	-3.99	60.26	1.0888	.7836	-.0946	.0076	.0075	.0248	-.0991	1.3377
39.99	-.01	60.37	1.0553	.7642	-.0827	-.0002	.0035	.0062	-.0926	1.2996
40.00	4.02	60.14	1.0994	.7875	-.1029	-.0063	-.0106	-.0339	-.1027	1.3483
39.98	8.00	60.48	1.0650	.7641	-.0879	-.0148	-.0159	-.0169	-.0978	1.3070
39.98	12.00	60.24	1.0394	.7496	-.0803	-.0232	-.0243	-.0153	-.0921	1.2781
39.97	16.00	59.88	1.0765	.7586	-.0801	-.0408	-.0217	-.0998	-.1089	1.3123
RUN = 238										
50.05	16.00	60.41	.9826	.9924	-.0491	-.0275	-.0331	.0766	-.1119	1.3917
50.06	12.03	60.66	.9779	.9872	-.0502	-.0198	-.0199	.0749	-.1125	1.3847
50.03	8.02	60.16	.9345	.9472	-.0490	-.0140	.0049	.0164	-.1044	1.3262
50.02	4.00	59.54	.9316	.9521	-.0615	-.0075	.0032	-.0115	-.0989	1.3282
50.01	-.01	60.03	.9247	.9471	-.0666	.0009	.0026	-.0113	-.0970	1.3199
50.04	-4.02	59.91	.9388	.9589	-.0628	.0077	.0002	-.0408	-.1006	1.3380
50.08	-8.02	60.16	.9866	.9986	-.0588	.0141	.0184	-.0794	-.1127	1.3990
50.10	-12.04	59.92	.9817	.9898	-.0462	.0201	.0212	-.1098	-.1145	1.3891
50.13	-16.00	60.42	.9846	.9920	-.0473	.0295	.0250	-.0959	-.1157	1.3926
RUN = 239										
16.98	.00	60.02	.6726	.1560	-.1006	.0005	.0006	.0073	-.0491	.6888
20.02	.00	59.93	.7924	.2147	-.1044	.0010	.0007	.0082	-.0713	.8180
25.09	.00	59.78	.9555	.3352	-.1041	-.0058	.0036	.0093	-.1030	1.0075
30.05	.00	59.90	1.0797	.5021	-.1273	.0007	.0069	.0106	-.1071	1.1860
32.03	.00	60.02	1.0465	.5694	-.1336	.0111	-.0025	.0036	-.0731	1.1892
35.10	.00	59.52	1.0181	.6684	-.1526	-.0061	.0098	.0036	-.0391	1.2173
39.97	.00	59.89	.9980	.7800	-.1439	-.0018	.0114	-.0067	-.0427	1.2659
44.98	.00	61.17	.9442	.8604	-.1338	-.0001	.0030	-.0135	-.0570	1.2761
50.06	.00	59.67	.8827	.9415	-.1290	.0001	.0039	-.0202	-.0693	1.2885
55.03	.00	59.93	.8191	1.0140	-.1213	.0000	-.0026	.0012	-.0860	1.3004
55.78	.00	60.23	.8054	1.0202	-.1164	-.0006	-.0038	.0011	-.0880	1.2965

Table A2. Continued

ALPHA	BETA	Q	CL	CD	CPM	CRM	CYM	CSF	CAF	CNF
RUN = 240										
30.02	-16.00	60.07	1.0129	.4927	-.1177	.0447	-.0163	.3246	-.0804	1.1236
30.02	-12.00	60.62	1.0207	.4929	-.1186	.0311	-.0040	.2263	-.0843	1.1303
30.02	-8.03	60.60	1.0381	.4913	-.1211	.0231	-.0003	.1564	-.0946	1.1446
30.02	-3.98	60.48	1.0638	.4998	-.1324	.0100	.0053	.0774	-.1003	1.1712
30.03	.00	60.59	1.0760	.4990	-.1260	-.0007	.0094	.0052	-.1075	1.1813
30.03	4.00	60.25	1.1010	.5072	-.1279	-.0143	.0065	-.0689	-.1129	1.2071
30.03	8.01	60.26	1.0848	.5019	-.1231	-.0252	.0111	-.1523	-.1090	1.1904
30.01	11.99	60.27	1.0398	.4956	-.1095	-.0403	.0174	-.2117	-.0914	1.1483
29.99	16.05	60.06	1.0148	.4878	-.1094	-.0451	.0253	-.3170	-.0849	1.1228
RUN = 241										
40.04	16.05	60.27	1.0101	.7687	-.1288	-.0465	-.0103	-.0956	-.0594	1.2678
40.03	12.02	60.38	1.0038	.7815	-.1301	-.0218	-.0210	.0304	-.0458	1.2713
40.02	8.00	60.62	.9888	.7721	-.1312	-.0194	-.0074	.0544	-.0431	1.2538
40.03	4.01	60.27	1.0039	.7866	-.1523	-.0072	-.0180	.0375	-.0423	1.2747
40.02	.01	60.63	1.0004	.7825	-.1449	-.0030	.0084	-.0237	-.0435	1.2694
40.04	-4.01	60.75	1.0003	.7858	-.1454	.0116	.0100	-.0720	-.0408	1.2713
40.06	-8.03	60.87	.9894	.7753	-.1314	.0178	.0115	-.0637	-.0419	1.2563
40.06	-12.01	59.80	1.0291	.7927	-.1412	.0322	.0201	-.0035	-.0542	1.2978
40.09	-16.01	60.40	.9992	.7599	-.1374	.0444	.0200	.1046	-.0604	1.2538
RUN = 242										
50.00	-16.01	60.41	.9244	.9693	-.0986	.0346	.0237	-.0670	-.0807	1.3368
50.00	-12.04	60.40	.9275	.9804	-.1005	.0185	.0133	-.1113	-.0763	1.3473
49.98	-8.00	60.53	.9132	.9686	-.1110	.0122	-.0016	-.0830	-.0729	1.3290
49.91	-4.00	60.27	.8882	.9421	-.1204	.0077	-.0065	-.0420	-.0695	1.2928
49.90	.00	60.52	.8815	.9392	-.1239	.0026	.0025	-.0182	-.0661	1.2862
49.91	4.04	60.65	.8825	.9374	-.1184	-.0071	.0246	.0134	-.0680	1.2854
49.93	8.02	60.40	.8935	.9456	-.0999	-.0111	.0175	.0668	-.0714	1.2988
49.94	12.05	60.40	.9080	.9599	-.1001	-.0160	-.0055	.0919	-.0732	1.3190
49.93	16.05	60.40	.9050	.9515	-.1024	-.0282	-.0233	.0497	-.0755	1.3107

Table A2. Continued

ALPHA	BETA	Q	CL	CD	CPM	CRM	CYM	CSF	CAF	CNF
RUN = 243										
17.05	.00	60.22	.7411	.1334	.0206	.0008	-.0001	.0020	-.0916	.7477
20.08	.00	60.14	.8683	.1989	.0185	.0015	.0004	.0031	-.1131	.8838
25.05	.00	60.45	1.0325	.3231	.0164	-.0049	.0027	.0019	-.1462	1.0721
30.09	.00	59.77	1.1757	.5014	.0124	-.0014	.0051	.0002	-.1569	1.2687
31.99	.00	59.90	1.2221	.5915	.0140	.0009	.0033	-.0029	-.1470	1.3499
35.00	.00	60.42	1.0873	.6676	.0072	.0013	.0014	-.0105	-.0775	1.2736
40.08	.00	60.77	1.1077	.8230	.0193	-.0007	.0012	.0030	-.0835	1.3774
45.04	.00	61.80	1.0624	.9399	.0392	.0003	.0046	-.0167	-.0864	1.4158
50.08	.00	60.54	.9773	1.0339	.0460	.0003	-.0043	.0041	-.0835	1.4201
55.06	.00	60.30	.9025	1.1311	.0494	-.0001	.0043	-.0002	-.0886	1.4441
56.16	.00	60.51	.8733	1.1407	.0492	.0005	.0000	-.0120	-.0866	1.4338
RUN = 244										
17.06	.00	60.81	.7347	.1465	.0153	.0008	-.0004	.0013	-.0774	.7453
20.01	.00	60.61	.8590	.2111	.0198	.0017	.0011	.0035	-.0974	.8794
25.09	.00	60.01	1.0423	.3451	.0397	-.0035	.0024	.0053	-.1311	1.0903
30.07	.00	59.21	1.1882	.5203	.0368	-.0018	.0040	.0023	-.1463	1.2890
32.07	.00	58.76	1.2481	.6184	.0316	-.0004	.0041	-.0034	-.1399	1.3860
35.01	.00	60.10	1.1445	.7142	.0306	.0002	.0011	-.0090	-.0726	1.3472
40.02	.00	60.65	1.1051	.8451	.0311	.0020	.0057	-.0163	-.0635	1.3897
45.05	.00	60.47	1.0547	.9622	.0484	.0009	.0047	-.0075	-.0655	1.4261
50.05	.00	59.91	.9628	1.0491	.0445	.0008	-.0007	-.0057	-.0619	1.4225
55.04	.00	59.93	.8727	1.1332	.0461	.0002	.0064	.0022	-.0625	1.4288
56.14	.00	59.88	.8509	1.1459	.0435	.0010	.0011	-.0031	-.0646	1.4256
RUN = 245										
17.05	5.01	60.45	.7113	.1188	-.0546	-.0107	.0079	-.0977	-.0973	.7149
20.08	5.01	60.25	.8402	.1763	-.0437	-.0089	.0034	-.0955	-.1250	.8496
25.07	5.01	59.87	1.0180	.3008	-.0223	-.0140	-.0007	-.0956	-.1608	1.0496
30.07	5.01	59.99	1.1727	.4813	-.0269	-.0206	.0088	-.1001	-.1724	1.2561
32.08	5.01	60.00	1.1956	.5578	-.0258	-.0240	.0056	-.0924	-.1636	1.3093
35.04	5.01	59.83	1.1166	.6367	-.0499	-.0173	-.0033	-.0769	-.1204	1.2797
40.02	5.01	60.50	1.0888	.7894	-.0310	-.0196	-.0011	-.0123	-.0954	1.3414
45.07	5.01	60.46	1.0561	.9149	-.0139	-.0084	-.0021	.0244	-.1001	1.3936
50.01	5.01	59.91	.9787	1.0052	.0065	-.0062	.0034	.0274	-.1013	1.3991
55.11	5.01	60.06	.8947	1.0917	.0143	-.0061	.0000	.0114	-.1058	1.4072
56.08	5.01	60.13	.8798	1.1084	.0196	-.0070	.0127	-.0139	-.1078	1.4107

Table A2. Continued

ALPHA	BETA	Q	CL	CD	CPM	CRM	CYM	CSF	CAF	CNF
RUN = 246										
30.04	16.01	60.16	1.1242	.4653	-.0111	-.0575	.0544	-.3396	-.1606	1.2061
30.05	12.00	60.60	1.1581	.4763	-.0191	-.0450	.0334	-.2565	-.1687	1.2410
30.06	8.00	60.69	1.1619	.4765	-.0233	-.0307	.0177	-.1681	-.1707	1.2443
30.08	4.00	60.45	1.1792	.4798	-.0248	-.0166	.0052	-.0792	-.1773	1.2609
30.07	.00	60.45	1.1663	.4801	-.0243	-.0004	.0001	.0019	-.1704	1.2499
30.06	-4.02	60.34	1.1632	.4859	-.0240	.0144	-.0045	.0819	-.1635	1.2501
30.06	-8.00	59.88	1.1389	.4753	-.0170	.0288	-.0158	.1661	-.1604	1.2237
30.06	-12.01	59.78	1.1305	.4693	-.0132	.0385	-.0326	.2501	-.1611	1.2136
30.07	-16.02	59.81	1.1146	.4637	-.0059	.0558	-.0516	.3357	-.1578	1.1969
RUN = 247										
40.08	-16.01	60.03	1.0659	.7529	-.0164	.0523	-.0091	.0734	-.1096	1.3003
40.05	-12.02	59.90	1.0349	.7474	-.0121	.0333	-.0044	.0196	-.0930	1.2731
40.05	-8.01	60.15	1.0833	.7851	-.0292	.0257	.0035	-.0015	-.0956	1.3345
40.06	-4.01	60.28	1.1143	.8025	-.0376	.0107	.0020	-.0019	-.1030	1.3693
40.03	.01	60.39	1.0868	.7899	-.0270	.0004	.0011	-.0023	-.0944	1.3403
40.04	4.00	60.39	1.0922	.7918	-.0323	-.0166	-.0016	-.0008	-.0963	1.3456
40.04	8.03	60.51	1.1101	.8007	-.0367	-.0182	-.0079	-.0043	-.1005	1.3650
40.01	12.01	60.60	1.0432	.7519	-.0184	-.0348	-.0001	-.0200	-.0941	1.2825
40.02	16.02	60.37	1.0428	.7439	-.0122	-.0417	.0045	-.0620	-.1001	1.2769
RUN = 248										
50.01	16.02	60.28	1.0163	1.0293	.0221	-.0251	-.0207	.0775	-.1142	1.4418
50.01	12.01	60.03	1.0241	1.0398	.0073	-.0168	-.0079	.0301	-.1136	1.4548
49.99	8.00	59.66	1.0123	1.0313	.0024	-.0111	.0048	.0096	-.1096	1.4408
49.98	4.00	60.16	.9720	.9973	.0021	-.0043	.0053	.0142	-.1005	1.3889
49.97	.00	60.53	.9677	.9940	-.0005	-.0006	-.0012	-.0102	-.0993	1.3835
50.01	-4.02	60.41	.9940	1.0169	.0031	.0039	-.0070	-.0386	-.1054	1.4179
50.04	-8.00	60.04	1.0432	1.0590	-.0005	.0105	.0077	-.0531	-.1171	1.4817
50.06	-12.01	60.29	1.0392	1.0551	.0110	.0164	.0232	-.1234	-.1168	1.4761
50.09	-16.04	60.16	1.0202	1.0367	.0246	.0261	.0125	-.0851	-.1147	1.4498

Table A2. Continued

ALPHA	BETA	Q	CL	CD	CPM	CRM	CYM	CSF	CAF	CNF
RUN = 249										
17.08	5.01	60.45	.7164	.1210	-.0543	-.0099	.0108	-.1002	-.0969	.7204
20.05	5.01	60.25	.8363	.1741	-.0440	-.0091	.0054	-.1002	-.1253	.8453
25.06	5.01	59.76	1.0228	.3065	-.0256	-.0129	.0017	-.0990	-.1574	1.0564
30.03	5.01	59.88	1.1857	.4893	-.0284	-.0185	.0108	-.1004	-.1712	1.2714
32.01	5.01	60.00	1.2080	.5633	-.0230	-.0228	.0064	-.0966	-.1637	1.3229
35.05	5.01	60.19	1.1256	.6476	-.0526	-.0166	-.0024	-.0743	-.1169	1.2934
39.99	5.01	60.74	1.1231	.8089	-.0442	-.0115	-.0042	-.0200	-.1017	1.3803
45.07	5.01	60.10	1.0816	.9382	-.0147	-.0082	-.0103	.0358	-.1018	1.4281
49.97	5.01	60.40	.9924	1.0197	.0060	-.0051	.0020	.0164	-.1014	1.4191
55.08	5.01	59.93	.9090	1.1125	.0113	-.0058	-.0015	.0114	-.1048	1.4326
56.09	5.01	60.00	.8906	1.1281	.0148	-.0058	.0059	.0046	-.1059	1.4331
RUN = 250										
30.06	16.02	60.05	1.1427	.4789	-.0143	-.0568	.0645	-.3564	-.1587	1.2289
30.08	12.06	60.38	1.1763	.4900	-.0205	-.0430	.0402	-.2660	-.1665	1.2634
30.10	8.01	60.47	1.1825	.4903	-.0231	-.0296	.0178	-.1708	-.1700	1.2689
30.11	4.02	60.58	1.1874	.4928	-.0256	-.0155	.0084	-.0860	-.1707	1.2744
30.11	.00	60.46	1.1838	.4922	-.0237	.0004	-.0010	.0068	-.1697	1.2710
30.10	-4.00	60.23	1.1672	.4927	-.0265	.0143	-.0049	.0858	-.1604	1.2570
30.11	-8.05	59.89	1.1498	.4867	-.0193	.0298	-.0190	.1769	-.1567	1.2388
30.11	-12.10	60.02	1.1376	.4791	-.0190	.0400	-.0385	.2680	-.1570	1.2245
30.11	-15.99	59.93	1.1217	.4742	-.0123	.0563	-.0630	.3550	-.1532	1.2083
RUN = 251										
40.06	-16.01	60.50	1.0624	.7572	-.0162	.0533	-.0205	.0902	-.1033	1.3005
40.02	-12.02	60.73	1.0352	.7504	-.0101	.0320	-.0113	.0423	-.0900	1.2753
40.03	-8.03	60.15	1.1018	.8016	-.0306	.0243	-.0028	.0133	-.0942	1.3592
40.03	-4.00	60.40	1.1203	.8134	-.0353	.0105	.0015	.0076	-.0974	1.3810
40.02	.00	60.51	1.0956	.7987	-.0316	.0017	-.0041	.0091	-.0929	1.3527
40.02	4.02	60.51	1.1194	.8082	-.0406	-.0095	-.0036	-.0069	-.1006	1.3770
40.02	8.00	60.16	1.1402	.8231	-.0488	-.0169	-.0114	-.0172	-.1022	1.4025
39.99	12.05	60.72	1.0450	.7566	-.0189	-.0330	.0086	-.0335	-.0908	1.2869
39.99	16.01	60.48	1.0438	.7462	-.0134	-.0414	.0163	-.0863	-.0980	1.2793

Table A2. Continued

ALPHA	BETA	Q	CL	CD	CPM	CRM	CYM	CSF	CAF	CNF
RUN = 252										
50.06	16.01	60.29	.9890	1.0095	.0246	-.0234	-.0011	.0327	-.1068	1.4089
50.06	12.01	60.16	1.0010	1.0272	.0096	-.0164	.0084	.0183	-.1049	1.4303
50.05	8.01	59.66	1.0073	1.0367	-.0004	-.0122	.0112	.0062	-.1037	1.4415
50.05	4.02	60.28	.9823	1.0173	.0033	-.0034	.0004	.0259	-.0969	1.4106
50.04	-.02	60.28	.9779	1.0127	-.0020	.0012	-.0005	-.0131	-.0966	1.4042
50.07	-4.01	60.53	.9928	1.0231	.0042	.0042	-.0060	-.0429	-.1018	1.4218
50.09	-8.02	60.54	1.0100	1.0399	.0017	.0132	-.0120	-.0228	-.1049	1.4456
50.13	-12.12	60.54	1.0124	1.0391	.0117	.0161	.0078	-.0942	-.1078	1.4465
50.16	-16.02	60.54	.9999	1.0251	.0228	.0247	.0024	-.0490	-.1076	1.4276
RUN = 253										
50.08	16.02	60.29	.9948	1.0178	.0166	-.0233	-.0059	.0496	-.1064	1.4189
50.08	12.07	60.29	1.0019	1.0240	.0088	-.0181	.0059	.0215	-.1082	1.4282
50.07	8.00	59.54	1.0065	1.0304	.0001	-.0133	.0127	.0001	-.1076	1.4361
50.07	4.01	59.67	.9887	1.0191	-.0023	-.0054	.0081	.0093	-.1012	1.4161
50.05	.01	59.67	.9749	1.0058	-.0032	-.0003	-.0075	-.0034	-.0990	1.3970
50.09	-4.01	59.54	.9962	1.0238	.0026	.0044	-.0107	-.0374	-.1045	1.4245
50.12	-8.04	59.92	1.0185	1.0460	-.0046	.0109	-.0097	-.0272	-.1083	1.4558
50.15	-12.08	60.17	1.0083	1.0334	.0160	.0164	-.0007	-.0818	-.1087	1.4395
50.17	-16.03	59.92	1.0091	1.0291	.0257	.0222	.0043	-.0654	-.1125	1.4366
RUN = 254										
17.19	.00	60.22	.7216	.1258	-.0515	.0001	.0005	.0001	-.0951	.7265
20.06	.00	60.02	.8427	.1826	-.0441	.0012	.0015	-.0026	-.1195	.8542
25.10	.00	60.10	1.0019	.3045	-.0180	-.0013	.0023	-.0005	-.1509	1.0364
30.02	.00	60.10	1.1660	.4823	-.0226	-.0002	.0056	.0037	-.1669	1.2509
31.99	.00	60.23	1.2000	.5721	-.0214	.0024	.0033	-.0017	-.1514	1.3209
35.04	.00	60.07	1.0843	.6531	-.0451	-.0010	.0031	-.0028	-.0882	1.2627
40.07	.00	59.93	1.0963	.7999	-.0315	.0007	-.0002	-.0003	-.0932	1.3538
45.02	.00	59.84	1.0550	.9187	-.0130	-.0001	-.0054	-.0006	-.0950	1.3955
50.03	.00	59.66	.9707	1.0057	.0109	-.0002	.0017	-.0081	-.0943	1.3943
54.96	.00	59.92	.8886	1.0888	.0202	.0005	.0044	.0037	-.0979	1.4016
56.08	.00	60.13	.8662	1.1009	.0245	.0002	.0102	.0003	-.0997	1.3969

Table A2. Continued

ALPHA	BETA	Q	CL	CD	CPM	CRM	CYM	CSF	CAF	CNF
RUN = 255										
16.99	.00	59.90	.6783	.1576	-.1036	.0004	.0012	.0036	-.0494	.6948
20.05	.00	59.94	.7972	.2180	-.1071	.0016	.0025	.0045	-.0703	.8236
25.00	.00	60.24	.9375	.3299	-.1027	-.0005	.0039	.0012	-.0987	.9891
30.04	.00	60.36	1.0886	.5071	-.1313	.0000	.0066	.0046	-.1069	1.1962
32.06	.00	60.26	1.0716	.5822	-.1503	-.0120	.0257	-.0095	-.0759	1.2173
34.97	.00	60.07	1.0164	.6634	-.1537	-.0094	.0123	.0102	-.0391	1.2131
39.96	.00	59.65	.9979	.7735	-.1458	-.0025	.0082	-.0166	-.0471	1.2617
45.02	.00	59.96	.9520	.8627	-.1372	-.0023	-.0020	-.0123	-.0615	1.2832
50.06	.00	60.29	.8784	.9328	-.1253	.0004	-.0002	-.0107	-.0708	1.2791
55.01	.00	60.18	.8107	.9989	-.1041	.0004	.0119	-.0019	-.0866	1.2832
55.80	.00	59.98	.8027	1.0125	-.1057	.0003	.0148	-.0009	-.0900	1.2886
RUN = 256										
32.02	-16.00	59.93	1.0215	.5493	-.1373	.0444	-.0023	.2617	-.0757	1.1574
32.04	-12.03	60.03	1.0460	.5599	-.1356	.0323	-.0007	.1957	-.0801	1.1837
32.01	-8.04	60.48	1.0486	.5607	-.1364	.0300	.0023	.1212	-.0806	1.1864
31.99	-4.00	60.36	1.0233	.5603	-.1463	.0152	.0100	.0596	-.0672	1.1648
32.00	.01	60.02	1.0688	.5767	-.1540	-.0116	.0253	-.0067	-.0778	1.2120
32.01	4.00	60.02	1.0723	.5700	-.1315	-.0115	-.0035	-.0646	-.0854	1.2114
32.01	8.01	60.13	1.0331	.5524	-.1304	-.0270	.0104	-.1311	-.0792	1.1688
31.98	12.00	60.14	1.0225	.5509	-.1280	-.0375	.0161	-.1844	-.0742	1.1591
31.99	16.00	60.05	1.0348	.5472	-.1237	-.0340	.0044	-.2953	-.0839	1.1675
RUN = 257										
17.00	.00	60.24	.6759	.1547	-.1018	.0008	.0008	.0058	-.0518	.6916
20.01	.00	60.40	.7990	.2177	-.1026	.0019	.0016	.0030	-.0708	.8253
24.98	.00	59.77	.9262	.3242	-.0972	-.0007	.0026	.0034	-.0989	.9764
30.02	.00	59.78	1.0743	.4979	-.1180	.0017	.0101	.0065	-.1077	1.1793
31.99	.00	60.01	1.0375	.5606	-.1315	-.0082	.0233	-.0084	-.0751	1.1769
34.99	.00	59.83	.9888	.6442	-.1367	-.0096	.0120	.0022	-.0398	1.1795
40.07	.00	59.68	.9635	.7512	-.1200	-.0002	.0085	-.0211	-.0448	1.2209
45.02	.00	59.47	.9265	.8431	-.1061	-.0001	.0015	-.0074	-.0575	1.2513
50.03	.00	60.28	.8594	.9053	-.0832	.0006	.0024	-.0253	-.0739	1.2459
55.06	.00	60.18	.7961	.9733	-.0690	.0009	.0130	-.0050	-.0910	1.2538
55.81	.00	59.98	.7807	.9769	-.0692	.0007	.0047	-.0168	-.0925	1.2467

Table A2. Continued

ALPHA	BETA	Q	CL	CD	CPM	CRM	CYM	CSF	CAF	CNF
RUN = 258										
17.05	.00	59.87	.7142	.1225	-.0495	.0005	.0004	.0031	-.0943	.7188
20.05	.00	59.79	.8511	.1867	-.0399	.0016	.0017	.0011	-.1184	.8636
25.06	.00	59.86	.9974	.3018	-.0123	-.0008	.0031	.0027	-.1509	1.0314
30.01	.00	59.98	1.1635	.4760	-.0135	.0000	.0056	.0037	-.1714	1.2456
31.98	.00	59.87	1.1793	.5558	-.0072	.0026	.0021	.0006	-.1543	1.2947
35.03	.00	59.94	1.0475	.6266	-.0207	.0003	.0011	-.0006	-.0889	1.2174
40.04	.00	59.79	1.0650	.7735	-.0076	.0010	.0010	.0016	-.0929	1.3130
44.97	.00	59.70	1.0201	.8798	.0210	.0010	-.0010	-.0110	-.0971	1.3434
50.01	.00	60.28	.9554	.9781	.0471	.0006	-.0034	-.0051	-.1007	1.3634
54.99	.00	60.17	.8620	1.0437	.0592	.0003	.0067	.0030	-.1034	1.3494
56.31	.00	60.02	.8427	1.0703	.0582	.0003	.0133	.0016	-.1033	1.3579
RUN = 259										
16.98	.00	60.46	.7252	.1360	-.0355	.0006	.0001	.0014	-.0839	.7333
20.05	.00	59.80	.8602	.2018	-.0261	.0010	.0005	-.0004	-.1072	.8772
25.05	.00	59.77	1.0700	.3357	-.0047	.0010	.0006	-.0004	-.1506	1.1115
29.99	.00	59.90	1.2597	.5268	.0125	-.0001	.0025	.0006	-.1749	1.3544
32.07	.00	59.78	1.2784	.5940	.0227	-.0021	.0057	-.0049	-.1768	1.3987
34.92	.00	60.17	1.2213	.6736	.0124	.0013	.0033	.0027	-.1475	1.3870
40.04	.00	59.92	1.1213	.8151	.0037	.0004	.0062	-.0054	-.0974	1.3828
44.98	.00	59.83	1.1027	.9554	.0157	-.0014	.0033	-.0163	-.1025	1.4553
50.02	.00	59.79	1.0258	1.0604	.0323	.0005	-.0038	-.0074	-.1023	1.4717
54.98	.00	59.92	.9260	1.1377	.0411	.0015	-.0086	-.0002	-.1020	1.4631
56.14	.00	59.88	.9075	1.1589	.0418	.0007	-.0033	-.0041	-.1042	1.4680
RUN = 260										
30.02	-16.04	60.04	1.1548	.4842	.0256	.0472	-.0233	.2958	-.1590	1.2422
30.02	-12.00	60.02	1.1687	.4872	.0244	.0371	-.0143	.2190	-.1637	1.2557
30.02	-8.01	59.78	1.2022	.4978	.0216	.0260	-.0051	.1448	-.1714	1.2899
30.04	-4.00	60.13	1.2443	.5189	.0122	.0128	.0021	.0735	-.1748	1.3370
30.03	.00	59.90	1.2563	.5252	.0108	-.0005	.0029	.0028	-.1755	1.3504
30.02	4.00	60.01	1.2350	.5157	.0143	-.0129	.0005	-.0631	-.1726	1.3273
30.01	8.00	60.12	1.1927	.4964	.0190	-.0259	.0050	-.1378	-.1674	1.2811
29.98	12.01	59.91	1.1718	.4920	.0231	-.0372	.0153	-.2186	-.1602	1.2609
29.96	16.02	59.92	1.1457	.4857	.0278	-.0453	.0238	-.2840	-.1519	1.2352

Table A2. Continued

ALPHA	BETA	Q	CL	CD	CPM	CRM	CYM	CSF	CAF	CNF
RUN = 261										
40.03	16.02	60.02	1.1083	.7925	.0159	-.0414	-.0167	-.0172	-.1054	1.3583
40.04	11.98	60.03	1.1269	.8180	.0039	-.0267	-.0233	.0282	-.0980	1.3890
40.05	8.01	59.92	1.1326	.8189	-.0004	-.0163	-.0170	.0098	-.1011	1.3939
40.05	4.00	59.69	1.1312	.8178	.0015	-.0065	-.0058	-.0034	-.1015	1.3921
40.05	.00	59.93	1.1251	.8138	-.0001	.0041	.0009	-.0104	-.1009	1.3849
40.06	-4.00	60.29	1.1335	.8164	.0034	.0057	.0114	-.0173	-.1044	1.3930
40.07	-8.01	60.29	1.1187	.8142	.0020	.0204	.0168	-.0381	-.0965	1.3802
40.08	-12.01	59.80	1.1071	.7959	.0117	.0397	.0154	-.0282	-.1029	1.3596
40.15	-16.00	60.19	1.1954	.8479	.0043	.0276	.0413	.0312	-.1219	1.4604
RUN = 262										
49.94	-16.00	59.90	1.0764	1.0969	.0595	.0270	.0275	-.1236	-.1149	1.5323
49.92	-12.01	59.90	1.0806	1.1026	.0426	.0170	.0176	-.1108	-.1141	1.5394
49.90	-8.02	59.53	1.0990	1.1217	.0290	.0074	.0190	-.0663	-.1156	1.5659
49.85	-3.98	60.27	1.0479	1.0763	.0304	.0051	.0029	-.0415	-.1044	1.4983
49.83	.00	60.02	1.0320	1.0597	.0361	-.0001	-.0011	-.0144	-.1025	1.4755
49.82	4.00	59.65	1.0331	1.0602	.0305	-.0043	-.0047	.0172	-.1025	1.4766
49.85	8.01	60.14	1.0712	1.0932	.0329	-.0086	-.0071	.0349	-.1114	1.5263
49.88	12.00	60.02	1.0905	1.1104	.0403	-.0141	-.0160	.0688	-.1158	1.5519
49.86	15.98	59.77	1.0730	1.0914	.0568	-.0249	-.0194	.1159	-.1138	1.5261
RUN = 263										
32.00	15.98	59.80	1.1902	.5605	.0358	-.0474	.0166	-.2508	-.1557	1.3064
32.02	12.01	59.91	1.2133	.5692	.0293	-.0394	.0138	-.2002	-.1610	1.3305
32.03	8.01	59.89	1.2311	.5723	.0252	-.0275	.0032	-.1343	-.1684	1.3472
32.05	3.99	59.89	1.2608	.5834	.0207	-.0170	.0016	-.0742	-.1755	1.3782
32.06	.00	59.90	1.2811	.5955	.0214	-.0011	.0047	-.0062	-.1766	1.4018
32.06	-4.02	59.78	1.2612	.5886	.0188	.0172	.0009	.0641	-.1717	1.3813
32.06	-8.00	60.13	1.2258	.5719	.0294	.0281	-.0043	.1324	-.1665	1.3424
32.05	-11.99	59.90	1.2101	.5619	.0334	.0384	-.0134	.1987	-.1666	1.3238
32.05	-16.02	59.68	1.1827	.5546	.0341	.0468	-.0162	.2614	-.1580	1.2968

Table A2. Continued

ALPHA	BETA	Q	CL	CD	CPM	CRM	CYM	CSF	CAF	CNF
RUN = 264										
34.04	-16.02	60.14	1.1787	.6156	.0466	.0452	-.0029	.1993	-.1497	1.3213
34.03	-12.00	60.02	1.2008	.6266	.0383	.0371	-.0050	.1480	-.1530	1.3458
34.01	-8.00	59.91	1.2269	.6427	.0244	.0347	-.0071	.1205	-.1538	1.3765
34.00	-4.01	60.25	1.2394	.6448	.0190	.0205	.0016	.0577	-.1592	1.3881
34.00	.01	60.13	1.2513	.6523	.0161	-.0022	.0091	-.0050	-.1598	1.4021
34.00	4.04	60.13	1.2498	.6492	.0178	-.0176	.0021	-.0617	-.1612	1.3991
33.99	8.00	59.67	1.2278	.6392	.0254	-.0280	.0032	-.1173	-.1567	1.3754
33.99	12.01	60.14	1.2122	.6311	.0328	-.0370	.0056	-.1609	-.1547	1.3579
33.98	16.00	60.14	1.1892	.6226	.0433	-.0436	.0003	-.1964	-.1484	1.3341
RUN = 265										
35.99	16.00	59.92	1.1908	.7003	.0318	-.0412	-.0071	-.1229	-.1328	1.3750
35.97	12.01	60.03	1.1838	.6967	.0164	-.0258	-.0181	-.0791	-.1312	1.3673
35.95	8.02	59.90	1.1582	.6781	.0103	-.0274	-.0095	-.0684	-.1311	1.3357
35.93	4.00	60.13	1.1321	.6774	.0003	-.0111	-.0039	-.0490	-.1161	1.3142
35.92	.00	59.90	1.1313	.6868	.0002	.0081	-.0061	.0024	-.1080	1.3191
35.96	-4.00	59.91	1.1670	.6917	-.0015	.0228	.0067	.0303	-.1257	1.3508
35.97	-8.00	59.68	1.1804	.6944	.0058	.0311	.0124	.0568	-.1314	1.3632
36.02	-11.98	60.27	1.2019	.7032	.0163	.0326	.0206	.0649	-.1379	1.3856
36.05	-16.00	59.93	1.1872	.7022	.0318	.0411	.0081	.1178	-.1307	1.3731
RUN = 266										
37.97	-16.00	59.92	1.2188	.7749	.0210	.0329	.0357	.0511	-.1383	1.4376
37.92	-12.00	60.15	1.1869	.7689	.0022	.0267	.0377	.0229	-.1226	1.4088
37.92	-8.00	59.91	1.1644	.7553	-.0134	.0263	.0224	.0153	-.1198	1.3827
37.90	-4.00	59.90	1.1560	.7516	-.0129	.0168	.0096	.0103	-.1172	1.3739
38.02	.00	60.17	1.1347	.7495	-.0038	.0029	.0027	-.0028	-.1088	1.3555
38.01	4.04	60.28	1.1191	.7416	-.0007	-.0065	-.0080	-.0183	-.1049	1.3384
38.01	8.02	59.81	1.1263	.7449	.0023	-.0121	-.0203	-.0173	-.1064	1.3462
38.05	12.00	59.95	1.1850	.7685	.0007	-.0170	-.0392	-.0314	-.1249	1.4069
38.07	16.00	60.06	1.1766	.7637	.0208	-.0273	-.0356	-.0528	-.1236	1.3972

Table A2. Continued

ALPHA	BETA	Q	CL	CD	CPM	CRM	CYM	CSF	CAF	CNF
RUN = 267										
17.01	.00	60.13	.6885	.1524	-.0944	.0007	.0013	-.0006	-.0576	.7030
20.08	.00	59.93	.8180	.2128	-.0886	.0006	.0016	.0009	-.0825	.8413
25.04	.00	59.78	1.0233	.3438	-.0737	-.0003	.0042	-.0015	-.1230	1.0726
30.04	.00	59.78	1.2019	.5208	-.0636	.0013	.0015	.0025	-.1520	1.3012
32.08	.00	59.89	1.1980	.5777	-.0538	.0063	-.0022	.0029	-.1476	1.3219
35.09	.00	59.84	1.1024	.6515	-.0636	.0112	-.0062	.0059	-.1011	1.2766
40.00	.00	59.67	1.1018	.7957	-.0609	-.0040	.0073	.0067	-.0986	1.3555
45.08	.00	59.86	1.0599	.9114	-.0444	-.0012	.0051	-.0097	-.1053	1.3938
50.06	.00	60.16	.9806	1.0082	-.0390	.0005	.0039	-.0121	-.1018	1.4025
55.01	.00	59.68	.9047	1.0998	-.0227	.0011	-.0002	-.0103	-.1066	1.4198
56.01	.00	59.75	.8875	1.1154	-.0207	.0000	-.0017	-.0043	-.1082	1.4210
RUN = 268										
17.04	.00	59.91	.6884	.1715	-.0861	.0011	.0014	.0020	-.0395	.7085
20.00	.00	59.71	.8090	.2319	-.0883	.0010	.0022	-.0002	-.0605	.8395
25.08	.00	60.03	1.0083	.3671	-.0875	-.0004	.0043	-.0043	-.0962	1.0689
30.03	.00	59.91	1.1351	.5320	-.0916	.0072	.0004	.0007	-.1086	1.2489
32.00	.00	60.25	1.1274	.5896	-.0932	.0029	-.0015	-.0050	-.0982	1.2685
35.05	.00	59.97	1.0423	.6655	-.1273	.0050	.0108	-.0021	-.0540	1.2355
39.95	.00	59.90	1.0347	.8008	-.1217	-.0071	.0130	-.0069	-.0501	1.3074
45.04	.00	59.85	.9979	.9075	-.1064	-.0006	.0053	-.0126	-.0631	1.3473
49.94	.00	59.90	.9331	.9925	-.1003	-.0002	.0041	-.0150	-.0723	1.3602
55.03	.00	60.18	.8562	1.0599	-.0909	.0006	-.0088	-.0079	-.0901	1.3593
55.85	.00	59.99	.8421	1.0709	-.0892	-.0002	.0205	-.0158	-.0914	1.3590
RUN = 269										
16.99	.00	59.91	.6814	.1681	-.0928	.0021	.0025	-.0019	-.0404	.7008
20.04	.00	60.06	.8050	.2279	-.0958	.0019	.0033	-.0037	-.0636	.8344
25.01	.00	59.79	1.0036	.3583	-.0967	.0007	.0055	-.0088	-.1011	1.0610
30.06	.00	59.90	1.1046	.5132	-.1002	.0060	.0019	-.0026	-.1102	1.2131
31.98	.00	60.12	1.0887	.5643	-.1011	-.0002	.0010	-.0008	-.0990	1.2224
34.97	.00	60.07	1.0157	.6618	-.1313	-.0039	.0108	-.0002	-.0403	1.2116
40.04	.00	59.80	1.0264	.7956	-.1345	-.0051	.0119	-.0104	-.0509	1.2976
45.03	.00	59.84	.9896	.8989	-.1148	-.0002	-.0003	-.0061	-.0634	1.3353
50.04	.00	59.79	.9152	.9740	-.1047	-.0010	.0073	-.0230	-.0729	1.3344
54.99	.00	60.05	.8481	1.0469	-.0992	-.0002	.0001	-.0151	-.0900	1.3441
55.82	.00	59.98	.8347	1.0553	-.0991	-.0004	-.0024	-.0079	-.0935	1.3420

Table A2. Continued

ALPHA	BETA	Q	CL	CD	CPM	CRM	CYM	CSF	CAF	CNF
RUN = 270										
17.10	.00	60.22	.7206	.1310	-.0424	.0009	.0012	-.0033	-.0887	.7272
20.08	.00	60.03	.8557	.1943	-.0326	.0021	.0026	-.0054	-.1133	.8704
25.08	.00	60.00	1.0720	.3334	-.0182	.0001	.0048	-.0116	-.1541	1.1123
30.01	.00	60.00	1.2096	.5054	.0031	.0083	-.0044	-.0028	-.1688	1.3002
32.08	.00	59.88	1.1902	.5601	.0162	.0065	-.0027	-.0055	-.1586	1.3059
35.04	.00	60.30	1.1272	.6523	-.0261	.0064	.0056	-.0032	-.1137	1.2974
40.03	.00	59.92	1.1006	.7998	-.0111	.0002	-.0005	-.0025	-.0955	1.3571
44.99	.00	59.96	1.0824	.9379	.0074	.0017	.0063	-.0227	-.1007	1.4286
50.08	.00	60.29	1.0036	1.0382	.0250	.0005	-.0009	-.0080	-.1011	1.4402
54.99	.00	59.80	.9224	1.1263	.0315	.0009	-.0053	-.0129	-.1057	1.4517
56.11	.00	59.88	.9027	1.1498	.0315	.0014	-.0063	-.0076	-.1046	1.4578
RUN = 271										
30.06	-16.01	60.03	1.1348	.4750	.0172	.0476	-.0232	.2896	-.1579	1.2201
30.05	-12.00	59.78	1.1520	.4781	.0182	.0363	-.0135	.2145	-.1639	1.2366
30.05	-8.00	60.58	1.1640	.4848	.0153	.0251	-.0026	.1403	-.1643	1.2503
30.06	-4.01	60.11	1.1944	.4959	.0087	.0158	.0000	.0682	-.1702	1.2821
30.06	.00	60.00	1.2279	.5102	.0000	.0017	-.0012	.0004	-.1749	1.3183
30.05	4.02	60.00	1.2197	.5058	.0041	-.0160	.0004	-.0669	-.1741	1.3090
30.03	8.00	60.01	1.1834	.4939	.0080	-.0286	.0003	-.1376	-.1655	1.2717
30.02	12.00	60.02	1.1707	.4902	.0119	-.0421	.0121	-.2172	-.1621	1.2588
30.02	16.01	60.04	1.1547	.4852	.0155	-.0547	.0312	-.3031	-.1581	1.2426
RUN = 272										
40.02	16.01	60.01	1.0706	.7714	.0116	-.0370	-.0121	-.0228	-.0967	1.3160
40.02	12.00	59.90	1.0964	.7953	-.0020	-.0283	-.0187	.0205	-.0951	1.3511
40.03	8.00	59.92	1.1171	.8082	-.0105	-.0183	-.0154	.0144	-.0990	1.3752
40.04	4.01	59.92	1.1172	.8081	-.0103	-.0102	-.0032	-.0055	-.0998	1.3752
40.04	.00	60.04	1.1075	.8016	-.0051	-.0030	.0051	-.0108	-.0986	1.3636
40.06	-4.01	59.93	1.1262	.8127	-.0116	.0085	.0075	-.0210	-.1025	1.3851
40.06	-8.03	60.28	1.0956	.7977	-.0067	.0229	.0142	-.0436	-.0940	1.3520
40.06	-12.04	59.91	1.0763	.7769	.0036	.0346	.0148	-.0274	-.0972	1.3237
40.13	-16.00	60.06	1.1733	.8336	-.0059	.0303	.0321	.0323	-.1181	1.4344

Table A2. Continued

ALPHA	BETA	Q	CL	CD	CPM	CRM	CYM	CSF	CAF	CNF
RUN = 273										
50.01	-16.00	60.28	1.0570	1.0756	.0497	.0257	.0213	-.1087	-.1156	1.5033
49.98	-12.00	59.91	1.0661	1.0859	.0344	.0166	.0197	-.1134	-.1153	1.5172
49.97	-7.99	59.91	1.0861	1.1073	.0247	.0072	.0117	-.0654	-.1168	1.5465
49.92	-4.01	59.90	1.0227	1.0492	.0238	.0047	.0000	-.0429	-.1043	1.4613
49.91	.01	60.03	1.0138	1.0403	.0199	-.0009	.0053	-.0267	-.1031	1.4487
49.89	4.00	59.90	1.0056	1.0334	.0281	-.0066	-.0017	.0006	-.1007	1.4382
49.92	8.00	59.90	1.0684	1.0898	.0265	-.0085	-.0120	.0361	-.1132	1.5217
49.93	12.00	60.27	1.0707	1.0864	.0335	-.0147	-.0167	.0635	-.1173	1.5206
49.94	15.99	60.03	1.0612	1.0754	.0391	-.0251	-.0281	.1071	-.1172	1.5060
RUN = 274										
17.07	-.01	60.10	.7202	.1212	-.0489	.0010	.0002	.0009	-.0976	.7240
20.07	-.01	59.90	.8519	.1823	-.0402	.0019	.0017	-.0020	-.1231	.8627
25.08	-.01	60.09	1.0139	.3018	-.0115	.0029	.0013	-.0041	-.1583	1.0462
30.08	-.01	60.11	1.1827	.4867	-.0071	.0008	.0051	-.0004	-.1731	1.2674
32.05	-.01	60.00	1.2133	.5722	-.0026	.0045	.0004	-.0034	-.1602	1.3320
34.96	-.01	59.82	1.0911	.6487	-.0230	.0026	-.0029	-.0060	-.0944	1.2660
40.03	-.01	59.44	1.1164	.8073	-.0038	.0039	-.0022	-.0260	-.1001	1.3741
44.99	-.01	60.08	1.0653	.9178	.0130	.0002	-.0051	-.0231	-.1031	1.4022
50.01	-.01	59.91	.9943	1.0200	.0336	.0001	-.0189	-.0163	-.1038	1.4205
55.00	-.01	59.92	.9123	1.1126	.0515	.0009	-.0197	-.0155	-.1059	1.4347
56.13	-.01	59.76	.8921	1.1322	.0551	.0005	-.0138	-.0216	-.1062	1.4373
RUN = 275										
30.11	-16.03	60.03	1.1342	.4771	.0305	.0492	-.0281	.2575	-.1569	1.2205
30.08	-12.00	60.13	1.1505	.4802	.0114	.0311	-.0146	.1872	-.1620	1.2363
30.07	-8.00	60.00	1.1675	.4847	.0040	.0224	-.0054	.1058	-.1665	1.2532
30.05	-4.00	60.11	1.1734	.4851	-.0118	.0128	-.0007	.0529	-.1690	1.2587
30.05	.00	59.87	1.1857	.4863	-.0080	-.0001	.0060	.0064	-.1743	1.2698
30.03	4.00	59.87	1.1720	.4821	-.0100	-.0116	.0123	-.0393	-.1705	1.2560
30.03	8.00	59.88	1.1521	.4784	-.0008	-.0210	.0122	-.0972	-.1635	1.2369
30.04	12.00	60.01	1.1517	.4782	.0111	-.0305	.0131	-.1841	-.1635	1.2364
30.03	16.00	60.26	1.1180	.4705	.0184	-.0448	.0270	-.2690	-.1528	1.2034

Table A2. Continued

ALPHA	BETA	Q	CL	CD	CPM	CRM	CYM	CSF	CAF	CNF
RUN = 276										
40.01	16.00	60.01	1.0670	.7595	.0281	-.0353	.0032	-.0426	-.1035	1.3056
40.00	12.00	59.89	1.0809	.7733	.0182	-.0253	.0020	-.0035	-.1016	1.3251
40.00	8.00	59.90	1.0996	.7848	.0040	-.0203	.0016	.0416	-.1050	1.3468
40.02	3.99	60.27	1.1337	.8115	-.0093	-.0113	.0000	.0240	-.1076	1.3901
40.01	.00	60.03	1.1176	.8059	-.0031	.0084	-.0115	-.0459	-.1015	1.3741
40.03	-4.00	60.03	1.1245	.8018	.0002	.0108	-.0096	-.0659	-.1090	1.3768
40.05	-8.03	60.03	1.0889	.7827	.0154	.0177	-.0028	-.0442	-.1009	1.3372
40.06	-12.00	60.02	1.0507	.7575	.0339	.0265	-.0065	.0030	-.0955	1.2917
40.16	-16.01	60.44	1.2139	.8558	.0191	.0138	.0129	.0548	-.1280	1.4796
RUN = 277										
50.07	-16.01	60.04	1.0403	1.0569	.0718	.0283	.0166	-.1027	-.1161	1.4782
50.05	-11.99	60.04	1.0454	1.0658	.0663	.0177	-.0056	-.0398	-.1145	1.4883
50.02	-8.00	60.16	1.0347	1.0578	.0552	.0122	-.0155	-.0648	-.1105	1.4754
49.99	-4.00	60.16	1.0382	1.0610	.0514	.0051	-.0241	-.0748	-.1107	1.4802
49.95	.00	59.78	1.0162	1.0414	.0337	-.0014	-.0239	-.0290	-.1053	1.4510
49.93	4.00	60.15	1.0066	1.0307	.0332	-.0052	-.0044	.0247	-.1043	1.4367
49.96	8.01	60.40	1.0284	1.0512	.0492	-.0103	.0095	.0457	-.1085	1.4664
49.98	12.00	60.03	1.0379	1.0546	.0588	-.0190	.0049	.0215	-.1140	1.4750
49.99	15.99	60.16	1.0422	1.0565	.0592	-.0271	-.0205	.1063	-.1158	1.4792
RUN = 278										
17.05	5.01	59.99	.7220	.1194	-.0488	-.0094	.0102	-.0855	-.0995	.7252
20.05	5.01	60.02	.8432	.1747	-.0401	-.0091	.0084	-.0853	-.1269	.8520
25.04	5.01	59.98	1.0375	.3050	-.0121	-.0101	.0082	-.0764	-.1645	1.0691
30.08	5.01	59.99	1.1687	.4831	-.0051	-.0128	.0084	-.0562	-.1688	1.2535
32.02	5.01	60.11	1.1915	.5588	.0063	-.0148	.0059	-.0399	-.1589	1.3065
34.97	5.01	59.93	1.1252	.6380	-.0179	-.0199	.0117	.0043	-.1225	1.2877
40.00	5.01	59.79	1.1424	.8176	-.0025	-.0144	-.0030	.0197	-.1076	1.4006
45.00	5.01	60.20	1.0784	.9303	.0221	-.0094	-.0111	.0262	-.1032	1.4204
50.09	5.01	59.92	.9941	1.0194	.0478	-.0078	-.0017	-.0050	-.1057	1.4197
55.14	5.01	59.81	.9173	1.1244	.0580	-.0072	-.0012	.0009	-.1063	1.4469
56.15	5.01	60.13	.8920	1.1325	.0630	-.0058	-.0018	-.0061	-.1063	1.4374

Table A2. Continued

ALPHA	BETA	Q	CL	CD	CPM	CRM	CYM	CSF	CAF	CNF
RUN = 279										
17.01	.00	59.87	.7186	.1211	-.0506	.0008	.0004	-.0007	-.0964	.7226
25.10	.00	59.63	1.0150	.3037	-.0160	.0023	.0012	-.0059	-.1573	1.0480
30.04	.00	59.64	1.1773	.4824	-.0149	.0008	.0045	-.0063	-.1733	1.2607
32.13	.00	59.89	1.2103	.5739	-.0108	.0056	-.0021	-.0093	-.1589	1.3301
35.00	.00	59.83	1.0987	.6552	-.0278	.0060	-.0040	-.0131	-.0943	1.2758
40.15	.00	60.55	1.1081	.8053	-.0145	.0031	-.0031	-.0194	-.0990	1.3662
45.02	.00	61.19	1.0685	.9240	.0042	-.0010	-.0026	-.0340	-.1015	1.4089
50.06	.00	60.41	1.0001	1.0298	.0201	-.0007	-.0296	-.0391	-.1034	1.4317
55.20	.00	60.31	.9087	1.1190	.0335	-.0009	-.0200	-.0327	-.1042	1.4375
56.13	.00	60.63	.8880	1.1292	.0410	-.0014	-.0186	-.0150	-.1046	1.4325
RUN = 280										
30.15	16.00	60.03	1.1287	.4751	.0136	-.0468	.0314	-.2741	-.1566	1.2146
30.15	12.02	60.24	1.1518	.4791	.0045	-.0313	.0171	-.1951	-.1651	1.2366
30.15	8.02	60.23	1.1595	.4842	-.0096	-.0201	.0108	-.1193	-.1647	1.2458
30.15	4.02	60.45	1.1705	.4850	-.0173	-.0098	.0065	-.0544	-.1697	1.2557
30.16	-.02	60.45	1.1774	.4867	-.0159	.0005	.0064	-.0055	-.1723	1.2625
30.15	-4.00	60.22	1.1702	.4867	-.0182	.0115	.0028	.0415	-.1683	1.2563
30.18	-8.01	60.11	1.1617	.4834	-.0030	.0218	-.0051	.1111	-.1671	1.2472
30.18	-12.06	59.67	1.1463	.4798	.0058	.0301	-.0115	.1946	-.1622	1.2321
30.19	-16.00	59.34	1.1310	.4752	.0137	.0496	-.0272	.2734	-.1586	1.2165
RUN = 281										
40.05	-16.00	59.69	1.1844	.8422	-.0038	.0173	.0126	.0408	-.1167	1.4486
39.99	-12.03	61.19	1.0433	.7500	.0198	.0271	-.0053	.0039	-.0948	1.2813
39.98	-8.02	60.12	1.0787	.7746	.0021	.0178	-.0023	-.0394	-.0987	1.3243
39.97	-4.01	59.78	1.1338	.8113	-.0174	.0117	-.0049	-.0376	-.1064	1.3901
39.95	-.01	60.01	1.1061	.7989	-.0182	.0015	.0014	-.0050	-.0980	1.3609
39.95	3.99	60.49	1.1246	.8013	-.0192	-.0107	.0001	.0277	-.1077	1.3767
39.94	8.02	60.83	1.0887	.7777	-.0054	-.0210	.0019	.0450	-.1020	1.3340
39.92	12.00	60.69	1.0471	.7497	.0085	-.0279	.0005	-.0154	-.0961	1.2841
39.93	16.01	60.58	1.0608	.7541	.0147	-.0356	-.0023	-.0356	-.1018	1.2975

Table A2. Continued

ALPHA	BETA	Q	CL	CD	CPM	CRM	CYM	CSF	CAF	CNF
RUN = 282										
50.05	16.01	60.28	1.0120	1.0321	.0354	-.0277	-.0215	.0883	-.1095	1.4411
50.07	12.01	60.04	1.0305	1.0531	.0352	-.0163	-.0067	.0317	-.1114	1.4690
50.05	7.99	60.04	1.0236	1.0454	.0319	-.0118	.0022	.0444	-.1107	1.4587
50.01	3.99	59.54	.9891	1.0161	.0272	-.0066	-.0025	.0160	-.1022	1.4141
50.04	.01	59.79	1.0142	1.0421	.0204	-.0020	-.0216	-.0343	-.1058	1.4502
50.08	-4.00	59.92	1.0359	1.0633	.0279	.0032	-.0179	-.0705	-.1097	1.4803
50.11	-8.00	60.54	1.0342	1.0604	.0401	.0108	-.0145	-.0589	-.1107	1.4768
50.13	-12.00	60.17	1.0358	1.0581	.0473	.0192	-.0045	-.0252	-.1140	1.4761
50.14	-16.00	60.29	1.0358	1.0587	.0521	.0267	.0129	-.0888	-.1131	1.4766
RUN = 283										
17.03	.00	60.33	.7245	.1259	-.0499	.0014	.0014	-.0032	-.0939	.7296
19.99	.00	60.02	.8519	.1841	-.0427	.0022	.0025	-.0042	-.1202	.8635
25.01	.00	59.98	1.0142	.3046	-.0167	.0042	.0026	-.0041	-.1546	1.0479
30.09	.00	59.53	1.1700	.4919	-.0222	.0028	.0075	-.0106	-.1624	1.2590
32.09	.00	59.89	1.2012	.5743	-.0158	.0078	-.0002	-.0037	-.1529	1.3228
35.06	.00	59.84	1.0972	.6572	-.0409	.0019	.0012	.0060	-.0931	1.2756
40.03	.00	60.04	1.1036	.8003	-.0218	-.0016	.0047	.0199	-.0971	1.3598
44.99	.00	60.81	1.0644	.9169	-.0056	.0007	.0122	.0178	-.1029	1.4010
50.04	.00	60.66	.9965	1.0224	.0053	.0014	.0298	-.0001	-.1048	1.4237
55.04	.00	60.93	.9356	1.1390	.0129	.0015	.0475	.0238	-.1107	1.4695
56.10	.00	60.38	.9053	1.1454	.0159	.0017	.0461	.0240	-.1089	1.4556
RUN = 284										
17.09	.00	60.33	.7152	.1228	-.0520	.0012	.0007	-.0036	-.0949	.7197
20.14	.00	60.25	.8517	.1840	-.0436	.0024	.0021	-.0052	-.1225	.8629
24.99	.00	60.09	1.0075	.3025	-.0179	.0027	.0031	-.0036	-.1533	1.0410
30.14	.00	59.30	1.1658	.4932	-.0214	.0039	.0054	-.0046	-.1603	1.2558
31.97	.00	59.76	1.1930	.5672	-.0196	.0063	-.0009	-.0073	-.1519	1.3124
35.05	.00	60.07	1.0779	.6463	-.0424	.0012	-.0009	-.0009	-.0907	1.2536
40.02	.00	60.15	1.1004	.7982	-.0316	.0022	-.0016	.0055	-.0964	1.3560
45.00	.00	60.69	1.0561	.9119	-.0104	-.0004	.0059	.0102	-.1007	1.3916
50.07	.00	60.41	.9648	.9953	.0010	.0013	.0085	-.0040	-.0985	1.3825
55.13	.00	60.43	.9116	1.1119	.0093	.0001	.0392	.0064	-.1089	1.4334
56.08	.00	60.50	.8968	1.1356	.0065	-.0002	.0418	.0177	-.1070	1.4428

Table A2. Continued

ALPHA	BETA	Q	CL	CD	CPM	CRM	CYM	CSF	CAF	CNF
RUN = 285										
29.97	16.01	60.37	1.0772	.4564	-.0100	-.0346	.0164	-.2930	-.1433	1.1612
30.00	12.04	60.59	1.1190	.4723	-.0134	-.0254	.0044	-.2230	-.1513	1.2053
30.01	8.00	60.69	1.1418	.4753	-.0176	-.0174	.0020	-.1446	-.1606	1.2265
30.02	3.97	60.69	1.1531	.4839	-.0225	-.0043	.0026	-.0778	-.1593	1.2405
30.04	.00	60.81	1.1687	.4934	-.0245	.0025	.0061	-.0141	-.1594	1.2588
30.03	-4.00	60.80	1.1633	.4876	-.0287	.0106	.0081	.0526	-.1615	1.2511
30.04	-8.02	60.11	1.1398	.4726	-.0205	.0191	.0068	.1291	-.1625	1.2233
30.04	-12.03	59.89	1.1357	.4696	-.0136	.0300	-.0083	.2150	-.1629	1.2183
30.05	-16.00	59.80	1.1159	.4629	-.0071	.0501	-.0305	.2958	-.1587	1.1977
RUN = 286										
40.06	-16.00	59.45	1.1614	.8227	-.0335	.0299	.0236	.0470	-.1170	1.4184
40.00	-12.01	60.60	1.0247	.7384	-.0085	.0306	.0037	.0029	-.0922	1.2596
40.00	-8.00	60.02	1.1135	.8055	-.0376	.0152	.0223	-.0126	-.0981	1.3708
40.01	-4.01	60.26	1.1077	.7964	-.0365	.0090	.0114	-.0038	-.1019	1.3604
40.00	.01	60.26	1.0943	.7930	-.0326	.0018	.0005	.0030	-.0961	1.3480
39.99	4.02	60.61	1.0994	.7900	-.0325	-.0119	-.0055	-.0030	-.1010	1.3500
39.99	8.00	60.26	1.1413	.8172	-.0425	-.0097	-.0260	-.0123	-.1068	1.3995
39.97	12.00	60.95	1.0464	.7509	-.0147	-.0316	-.0094	-.0001	-.0958	1.2843
39.98	16.01	60.47	1.0419	.7426	.0011	-.0370	-.0065	-.0416	-.0994	1.2755
RUN = 287										
50.04	16.01	59.91	1.0270	1.0395	.0316	-.0242	-.0208	.0817	-.1168	1.4563
50.04	12.02	60.28	1.0215	1.0379	.0180	-.0156	-.0090	.0534	-.1136	1.4516
50.03	16.01	60.16	1.0264	1.0386	.0332	-.0232	-.0168	.0761	-.1166	1.4553
50.04	12.00	59.91	1.0232	1.0386	.0207	-.0153	-.0062	.0539	-.1144	1.4532
50.00	8.02	60.03	.9957	1.0152	.0072	-.0129	.0053	.0098	-.1075	1.4177
50.01	4.02	60.28	.9910	1.0133	.0047	-.0055	.0188	.0088	-.1055	1.4132
50.00	.01	60.28	.9802	1.0041	-.0034	.0012	.0159	.0047	-.1030	1.3993
50.01	-4.01	60.41	.9788	1.0063	.0005	.0074	.0166	-.0244	-.1005	1.4000
50.03	-8.00	60.03	.9953	1.0168	.0094	.0099	.0230	-.0647	-.1065	1.4186
50.07	-12.01	60.41	1.0300	1.0488	.0055	.0140	.0319	-.0551	-.1139	1.4654
50.09	-16.02	59.92	1.0178	1.0340	.0153	.0243	.0296	-.0639	-.1141	1.4461

Table A2. Continued

ALPHA	BETA	Q	CL	CD	CPM	CRM	CYM	CSF	CAF	CNF
RUN = 288										
55.07	-16.02	59.93	.9572	1.1521	.0138	.0218	.0361	-.0519	-.1215	1.4926
55.03	-12.02	60.43	.9497	1.1459	.0049	.0143	.0339	-.0253	-.1179	1.4834
55.00	-7.99	60.92	.9056	1.1031	.0044	.0128	.0344	-.0071	-.1052	1.4230
54.99	-4.02	60.17	.8962	1.0876	.0094	.0068	.0282	.0136	-.1064	1.4049
54.99	-.01	60.17	.9161	1.1142	.0101	.0006	.0438	.0128	-.1076	1.4382
55.01	4.00	60.42	.9131	1.1095	.0189	-.0057	.0328	.0176	-.1083	1.4326
55.02	8.00	60.30	.9253	1.1183	.0266	-.0102	.0176	.0317	-.1133	1.4467
55.04	12.00	60.18	.9506	1.1401	.0336	-.0150	.0005	.0407	-.1221	1.4790
55.05	16.01	60.30	.9438	1.1333	.0418	-.0199	-.0113	.0462	-.1206	1.4695
RUN = 289										
50.00	16.01	100.22	1.0325	1.0430	.0334	-.0234	-.0185	.0857	-.1178	1.4627
50.10	12.00	100.23	1.0165	1.0313	.0214	-.0210	.0025	-.0083	-.1158	1.4432
50.08	7.99	99.49	1.0376	1.0565	.0033	-.0111	-.0027	.0127	-.1156	1.4761
50.05	3.98	100.60	.9841	1.0079	.0124	-.0061	.0141	-.0112	-.1049	1.4045
50.03	.00	100.35	.9846	1.0099	.0029	.0009	.0153	.0058	-.1037	1.4064
50.07	-4.01	100.97	.9889	1.0150	.0077	.0067	.0171	-.0401	-.1043	1.4131
50.08	-8.00	100.73	.9824	1.0083	.0110	.0110	.0219	-.0526	-.1036	1.4038
50.11	-12.00	99.86	1.0389	1.0605	.0064	.0165	.0274	-.0337	-.1146	1.4799
50.18	-15.99	100.37	1.0024	1.0220	.0302	.0241	.0200	-.0749	-.1123	1.4269
RUN = 290										
17.06	.00	59.87	.7204	.1264	-.0507	.0019	.0016	-.0039	-.0927	.7257
20.05	.00	60.02	.8522	.1877	-.0435	.0011	.0043	-.0026	-.1179	.8649
25.03	.00	59.98	.9969	.3031	-.0196	-.0002	.0046	-.0001	-.1491	1.0315
30.07	.00	59.53	1.1606	.4895	-.0169	.0047	.0017	-.0102	-.1596	1.2497
32.06	.00	60.12	1.1878	.5671	-.0165	.0032	.0004	-.0086	-.1513	1.3076
35.08	.00	60.07	1.0721	.6408	-.0329	.0040	-.0063	-.0037	-.0926	1.2456
40.03	.00	60.51	1.0848	.7861	-.0195	.0000	-.0026	-.0155	-.0959	1.3363
45.05	.00	61.19	1.0470	.9091	-.0049	.0003	-.0150	.0055	-.0978	1.3831
50.00	.00	59.79	.9727	1.0015	.0089	-.0002	.0207	.0019	-.0992	1.3924
55.07	.00	59.80	.8875	1.0885	.0210	.0002	.0083	-.0004	-.1011	1.4006
56.06	.00	60.13	.8740	1.1083	.0177	-.0002	.0049	-.0033	-.1028	1.4074

Table A2. Continued

ALPHA	BETA	Q	CL	CD	CPM	CRM	CYM	CSF	CAF	CNF
RUN = 291										
16.99	5.01	60.45	.7142	.1223	-.0530	-.0077	.0053	-.0920	-.0939	.7188
20.05	5.01	60.25	.8445	.1769	-.0439	-.0087	.0037	-.0917	-.1255	.8540
25.01	5.01	59.98	1.0150	.2999	-.0191	-.0124	-.0016	-.0921	-.1591	1.0466
30.05	5.01	59.18	1.1530	.4782	-.0174	-.0101	.0033	-.0820	-.1648	1.2375
35.08	5.01	59.72	1.0939	.6434	-.0295	-.0053	.0040	-.0159	-.1028	1.2649
40.04	5.01	59.68	1.1094	.7966	-.0226	-.0108	.0102	.0423	-.1037	1.3618
45.02	5.01	60.45	1.0426	.9045	-.0057	-.0110	-.0205	.0102	-.0966	1.3768
50.10	5.01	60.17	.9637	.9932	.0096	-.0100	-.0122	.0011	-.0996	1.3801
55.08	5.01	59.81	.8864	1.0867	.0127	-.0076	-.0167	-.0174	-.1013	1.3984
56.03	5.01	59.87	.8685	1.0965	.0175	-.0080	-.0139	-.0194	-.1039	1.3946
RUN = 292										
20.06	16.00	60.08	.7922	.1662	-.0313	-.0267	.0280	-.3486	-.1171	.8012
20.07	12.06	60.28	.8154	.1712	-.0347	-.0203	.0188	-.2544	-.1209	.8246
20.08	8.00	60.72	.8309	.1743	-.0403	-.0136	.0107	-.1610	-.1237	.8402
20.09	4.00	60.83	.8432	.1820	-.0445	-.0045	.0036	-.0774	-.1208	.8544
20.10	.00	60.37	.8486	.1859	-.0428	.0022	.0045	-.0071	-.1192	.8608
20.10	-5.03	60.02	.8425	.1819	-.0430	.0128	.0012	.0841	-.1208	.8537
20.09	-4.02	60.25	.8435	.1813	-.0430	.0101	.0032	.0612	-.1216	.8545
20.10	-8.00	60.38	.8206	.1770	-.0389	.0209	-.0059	.1457	-.1179	.8315
20.10	-12.02	59.70	.8032	.1717	-.0359	.0275	-.0164	.2432	-.1167	.8133
20.09	-16.01	59.62	.7662	.1671	-.0312	.0325	-.0228	.3429	-.1079	.7769
RUN = 293										
30.05	-16.01	60.15	1.1396	.4725	-.0054	.0457	-.0296	.2985	-.1625	1.2231
30.03	-12.02	60.47	1.1362	.4710	-.0170	.0284	-.0050	.2202	-.1618	1.2194
30.02	-8.00	60.80	1.1360	.4709	-.0190	.0203	.0083	.1468	-.1617	1.2192
30.01	-4.00	60.69	1.1601	.4838	-.0226	.0095	.0118	.0707	-.1628	1.2466
30.02	.00	60.22	1.1698	.4879	-.0179	.0011	.0060	-.0079	-.1643	1.2570
30.02	-4.01	59.99	1.1603	.4828	-.0237	.0095	.0112	.0717	-.1638	1.2462
30.01	-8.01	59.99	1.1319	.4693	-.0188	.0199	.0102	.1433	-.1610	1.2149
30.04	-12.00	59.90	1.1363	.4713	-.0182	.0303	-.0062	.2242	-.1618	1.2196
30.05	-16.00	59.80	1.1377	.4725	-.0034	.0452	-.0267	.2950	-.1616	1.2213

Table A2. Continued

ALPHA	BETA	Q	CL	CD	CPM	CRM	CYM	CSF	CAF	CNF
RUN = 294										
40.03	-16.00	59.92	1.1828	.8304	-.0435	.0206	.0398	.1070	-.1243	1.4398
40.00	-12.02	60.61	1.0817	.7771	-.0344	.0230	.0331	.0449	-.0993	1.3281
40.01	-8.01	60.74	1.1059	.7992	-.0277	.0142	.0203	.0079	-.0983	1.3609
40.02	-4.00	60.38	1.1054	.7948	-.0241	.0089	-.0066	-.0472	-.1019	1.3577
39.99	.00	60.50	1.0845	.7885	-.0203	-.0005	-.0010	-.0147	-.0929	1.3376
40.00	4.01	60.61	1.1045	.7884	-.0195	-.0085	.0083	.0565	-.1059	1.3529
39.99	8.00	60.37	1.0940	.7839	-.0226	-.0182	-.0030	.0226	-.1020	1.3420
39.96	12.00	60.71	1.0494	.7547	-.0146	-.0276	-.0121	-.0070	-.0948	1.2891
39.93	16.00	59.98	1.0430	.7413	-.0251	-.0380	-.0219	-.0827	-.1002	1.2756
RUN = 295										
50.02	16.00	60.16	.9953	1.0169	-.0011	-.0279	-.0369	.0634	-.1061	1.4187
50.03	12.02	60.04	.9921	1.0148	.0083	-.0185	-.0234	.0541	-.1054	1.4150
50.04	8.00	60.66	.9716	.9984	.0109	-.0129	-.0193	.0197	-.1005	1.3892
50.05	3.98	60.28	.9717	1.0019	.0087	-.0061	.0098	.0048	-.0991	1.3920
50.04	-.03	60.28	.9718	1.0021	.0056	.0012	.0153	.0048	-.0990	1.3922
50.05	-5.00	60.28	.9861	1.0164	-.0016	.0121	.0470	-.0099	-.1007	1.4124
50.06	-4.00	60.41	.9809	1.0129	-.0017	.0102	.0414	-.0048	-.0993	1.4063
50.06	-8.02	60.29	.9850	1.0138	-.0046	.0163	.0609	-.0327	-.1013	1.4096
50.06	-12.02	60.04	.9882	1.0202	-.0129	.0216	.0617	-.0591	-.0995	1.4166
50.09	-16.01	60.54	.9816	1.0071	.0044	.0272	.0305	-.0424	-.1036	1.4023
RUN = 296										
30.08	-16.02	60.26	1.1325	.4703	-.0052	.0471	-.0263	.2914	-.1614	1.2157
30.05	-12.03	60.47	1.1327	.4700	-.0174	.0285	-.0027	.2184	-.1613	1.2158
30.05	-8.01	60.80	1.1338	.4699	-.0184	.0188	.0114	.1438	-.1620	1.2167
30.05	-3.99	60.69	1.1570	.4820	-.0255	.0099	.0087	.0770	-.1634	1.2429
30.05	.00	60.57	1.1648	.4896	-.0208	.0017	.0063	-.0138	-.1611	1.2534
30.03	4.00	60.45	1.1534	.4795	-.0188	-.0054	.0032	-.0627	-.1635	1.2386
30.03	8.02	60.35	1.1349	.4780	-.0203	-.0159	.0042	-.1408	-.1551	1.2218
30.01	12.07	59.90	1.1160	.4719	-.0102	-.0247	.0057	-.2214	-.1502	1.2024
29.99	16.00	60.26	1.0841	.4657	-.0028	-.0351	.0171	-.2878	-.1391	1.1718

Table A2. Continued

ALPHA	BETA	Q	CL	CD	GPM	CRM	CYM	CSF	CAF	CNF
RUN = 297										
55.07	16.00	60.05	.9374	1.1336	-.0012	-.0226	-.0432	.0308	-.1158	1.4661
55.08	11.99	60.06	.9025	1.0963	.0107	-.0169	-.0178	.0019	-.1086	1.4156
55.08	8.02	60.18	.8857	1.0817	.0171	-.0126	-.0110	-.0213	-.1032	1.3940
55.09	4.01	60.31	.8900	1.0873	.0178	-.0061	-.0157	-.0109	-.1041	1.4009
55.10	.00	60.18	.8903	1.0922	.0172	-.0001	.0149	-.0087	-.1020	1.4052
55.12	-4.00	60.18	.8998	1.1018	.0212	.0061	.0139	-.0041	-.1045	1.4184
55.11	-8.01	60.31	.8994	1.1004	.0075	.0132	.0374	.0175	-.1044	1.4170
55.11	-12.04	60.18	.8995	1.1013	.0060	.0166	.0419	-.0004	-.1038	1.4179
55.07	-16.01	60.30	.8867	1.0874	-.0229	.0243	.0739	.0354	-.0999	1.3992
RUN = 298										
35.12	-16.01	58.79	1.1191	.6268	-.0105	.0501	-.0157	.1539	-.1312	1.2760
35.10	-12.02	60.07	1.1129	.6282	-.0149	.0453	-.0169	.1063	-.1262	1.2717
35.04	-8.02	60.40	1.0930	.6291	-.0436	.0266	.0082	.0357	-.1127	1.2560
35.03	-4.01	60.41	1.0785	.6375	-.0442	.0222	-.0075	.0193	-.0976	1.2491
35.01	.03	60.30	1.0856	.6467	-.0404	-.0014	-.0030	-.0060	-.0940	1.2601
35.02	4.02	60.41	1.0979	.6439	-.0373	-.0016	.0000	-.0228	-.1035	1.2686
35.01	8.00	60.51	1.0763	.6264	-.0270	-.0182	.0032	-.0299	-.1047	1.2409
35.06	12.02	60.07	1.1204	.6427	-.0141	-.0337	.0111	-.1010	-.1177	1.2863
35.07	16.01	60.54	1.1105	.6373	-.0072	-.0428	.0120	-.1590	-.1167	1.2750
RUN = 299										
16.99	.00	59.99	.7149	.1378	-.0485	.0056	.0030	-.0102	-.0842	.7240
20.06	.00	59.79	.8428	.1959	-.0427	.0044	.0032	-.0071	-.1123	.8589
25.08	.00	59.64	1.0118	.3185	-.0212	.0004	.0038	-.0004	-.1475	1.0515
30.03	.00	59.30	1.1670	.4952	-.0212	.0016	.0046	-.0027	-.1624	1.2582
32.07	.00	58.73	1.2044	.5763	-.0201	-.0008	.0009	-.0015	-.1582	1.3265
35.09	.00	59.84	1.0720	.6494	-.0431	.0036	-.0044	-.0071	-.0917	1.2505
40.10	.00	59.81	1.0854	.7984	-.0307	-.0010	.0046	-.0178	-.0951	1.3445
45.01	.00	60.20	1.0443	.9140	-.0142	-.0006	.0033	-.0222	-.0988	1.3847
50.06	.00	60.53	.9617	1.0065	.0010	.0003	-.0084	-.0108	-.0973	1.3891
55.12	.00	60.81	.8719	1.0837	.0125	.0009	-.0062	-.0053	-.1016	1.3876
56.03	.00	59.87	.8581	1.1045	.0148	.0000	-.0007	.0039	-.1006	1.3955

Table A2. Continued

ALPHA	BETA	Q	CL	CD	CPM	CRM	CYM	CSF	CAF	CNF
RUN = 300										
17.04	.00	60.45	.7145	.1374	-.0484	.0049	.0027	-.0059	-.0853	.7234
20.11	.00	60.37	.8424	.1944	-.0403	.0047	.0036	-.0061	-.1144	.8579
25.00	.00	60.21	1.0064	.3142	-.0224	.0006	.0038	.0022	-.1480	1.0449
29.98	.00	59.30	1.1665	.4934	-.0194	.0010	.0065	-.0071	-.1629	1.2570
32.06	.00	60.00	1.1968	.5754	-.0220	.0000	-.0003	-.0071	-.1550	1.3197
35.11	.00	60.31	1.0691	.6469	-.0384	.0039	-.0041	-.0126	-.0930	1.2467
40.09	.00	60.17	1.0831	.7959	-.0270	-.0009	.0016	-.0138	-.0958	1.3411
45.03	.00	60.70	1.0386	.9089	-.0151	.0002	.0017	-.0208	-.0991	1.3770
50.09	.00	60.78	.9646	1.0110	.0008	-.0005	-.0060	-.0125	-.0978	1.3943
55.01	.00	60.42	.8785	1.0888	.0098	.0013	-.0050	-.0041	-.1018	1.3958
56.03	.00	60.37	.8569	1.1006	.0133	.0006	-.0075	.0065	-.1020	1.3916
RUN = 301										
17.06	.00	60.70	.7393	.1585	.0165	.0045	.0024	-.0062	-.0731	.7533
20.03	.00	60.62	.8601	.2238	.0197	.0052	.0028	-.0052	-.0921	.8848
25.01	.00	60.36	1.0389	.3513	.0351	.0030	.0030	-.0018	-.1286	1.0900
30.14	.00	59.33	1.1971	.5396	.0305	.0017	.0036	.0009	-.1420	1.3062
32.07	.00	60.38	1.2486	.6186	.0368	-.0014	.0026	-.0046	-.1465	1.3865
35.13	.00	60.12	1.1268	.7094	.0332	.0033	-.0039	-.0015	-.0757	1.3297
39.98	.00	60.75	1.0996	.8394	.0412	-.0005	-.0003	-.0159	-.0706	1.3819
45.09	.00	60.84	1.0538	.9682	.0453	-.0003	-.0015	-.0169	-.0698	1.4296
50.07	.00	60.66	.9488	1.0446	.0443	-.0003	-.0108	-.0059	-.0640	1.4100
55.06	.00	60.68	.8589	1.1272	.0462	-.0004	-.0033	-.0026	-.0652	1.4159
56.11	.00	60.38	.8463	1.1505	.0449	-.0002	-.0025	.0006	-.0678	1.4269
RUN = 302										
55.00	-15.99	60.05	.8985	1.0970	.0438	.0226	-.0057	-.0419	-.1113	1.4140
55.00	-11.94	59.92	.9490	1.1504	.0253	.0136	.0033	-.0530	-.1220	1.4867
54.95	-7.93	60.17	.9054	1.1025	.0236	.0104	-.0135	-.0288	-.1127	1.4226
55.05	-4.02	60.18	.8900	1.1003	.0075	.0054	.0011	-.0067	-.1035	1.4117
55.03	.01	60.05	.8744	1.0798	.0065	.0000	-.0041	-.0054	-.1022	1.3860
55.03	4.05	59.93	.8801	1.0865	.0104	-.0073	-.0039	-.0027	-.1029	1.3948
55.03	8.29	60.05	.8957	1.1019	.0158	-.0115	.0079	.0144	-.1072	1.4163
55.08	12.01	59.93	.9441	1.1511	.0187	-.0147	-.0043	.0459	-.1199	1.4843
55.10	16.02	60.18	.9476	1.1496	.0354	-.0199	-.0108	.0548	-.1240	1.4851

Table A2. Continued

ALPHA	BETA	Q	CL	CD	CPM	CRM	CYM	CSF	CAF	CNF
RUN = 303										
55.10	16.02	59.93	.9474	1.1532	.0267	-.0201	-.0156	.0612	-.1219	1.4879
55.09	12.08	59.93	.9456	1.1519	.0194	-.0146	-.0073	.0467	-.1208	1.4858
55.05	8.05	60.18	.9097	1.1147	.0102	-.0115	-.0016	.0234	-.1116	1.4348
55.04	4.00	60.05	.8828	1.0923	.0108	-.0067	-.0053	-.0104	-.1023	1.4010
55.04	.02	59.93	.8750	1.0801	.0076	.0006	-.0035	-.0010	-.1028	1.3866
55.06	-4.02	60.05	.8836	1.0882	.0093	.0055	-.0092	.0000	-.1060	1.3981
55.10	-8.05	59.93	.9017	1.1081	.0247	.0104	-.0211	-.0181	-.1103	1.4247
55.14	-12.05	60.18	.9385	1.1452	.0306	.0134	-.0010	-.0451	-.1209	1.4761
55.15	-16.03	60.44	.8964	1.0956	.0490	.0227	-.0073	-.0463	-.1150	1.4114
RUN = 304										
49.99	-16.03	60.03	.9762	1.0016	.0379	.0236	-.0019	-.0354	-.1093	1.3948
49.97	-12.05	60.15	1.0071	1.0330	.0207	.0166	.0125	-.0950	-.1123	1.4387
49.94	-8.07	60.03	1.0196	1.0447	.0045	.0101	.0027	-.0333	-.1137	1.4558
49.90	-3.98	60.02	.9788	1.0106	.0076	.0048	-.0118	-.0304	-.1033	1.4035
49.87	.00	60.15	.9594	.9930	-.0021	-.0001	-.0074	-.0046	-.0992	1.3776
49.88	4.08	59.90	.9672	.9997	.0011	-.0064	.0001	.0183	-.1008	1.3877
50.06	8.01	60.04	1.0038	1.0358	.0014	-.0115	-.0006	.0305	-.1102	1.4386
50.08	12.09	60.04	1.0264	1.0575	.0075	-.0152	-.0162	.0554	-.1142	1.4697
50.09	16.00	60.04	1.0172	1.0453	.0248	-.0238	-.0169	.0821	-.1151	1.4544
RUN = 305										
40.00	16.00	59.88	1.0214	.7411	-.0047	-.0364	-.0063	-.0542	-.0950	1.2588
40.01	12.04	59.77	1.0431	.7558	-.0191	-.0296	-.0091	-.0031	-.0979	1.2849
40.03	7.98	60.15	1.1070	.8049	-.0413	-.0167	-.0138	.0011	-.1020	1.3653
40.04	4.02	60.27	1.0988	.7923	-.0354	-.0086	-.0079	-.0130	-.1066	1.3509
40.03	.00	59.79	1.0769	.7871	-.0256	.0003	.0008	-.0197	-.0961	1.3308
40.06	-4.03	60.04	1.1125	.8064	-.0355	.0065	.0092	-.0260	-.1050	1.3705
40.05	-8.04	60.03	1.0795	.7908	-.0313	.0221	.0105	-.0217	-.0957	1.3352
40.05	-11.94	60.37	1.0354	.7534	-.0094	.0291	.0074	-.0132	-.0961	1.2774
40.10	-16.00	60.16	1.1087	.7947	-.0218	.0378	.0151	.0373	-.1127	1.3599

Table A2. Continued

ALPHA	BETA	Q	CL	CD	CPM	CRM	CYM	CSF	CAF	CNF
RUN = 306										
34.97	-16.00	60.28	1.0993	.6216	-.0069	.0534	-.0119	.1349	-.1275	1.2571
34.95	-12.05	59.93	1.1241	.6363	-.0235	.0418	-.0069	.1048	-.1293	1.2859
34.91	-7.97	60.38	1.0979	.6295	-.0484	.0254	.0101	.0636	-.1189	1.2606
34.88	-4.01	59.92	1.1039	.6460	-.0569	.0193	.0037	.0403	-.1082	1.2750
35.06	.02	60.42	1.0661	.6429	-.0423	.0024	-.0049	-.0077	-.0931	1.2419
35.07	4.07	60.18	1.0639	.6387	-.0422	-.0060	-.0097	-.0467	-.0953	1.2377
35.07	8.03	59.95	1.0833	.6389	-.0446	-.0101	-.0116	-.0780	-.1062	1.2537
35.12	11.88	59.97	1.1226	.6534	-.0303	-.0301	.0086	-.1194	-.1180	1.2941
35.12	16.08	60.21	1.1205	.6553	-.0180	-.0376	.0037	-.1481	-.1153	1.2935
RUN = 307										
30.01	16.08	59.80	1.0528	.4707	-.0131	-.0272	.0070	-.2724	-.1258	1.1471
30.03	11.84	60.36	1.0895	.4728	-.0170	-.0172	-.0010	-.2108	-.1429	1.1799
30.05	8.15	60.23	1.1231	.4826	-.0228	-.0124	-.0015	-.1477	-.1516	1.2138
30.06	3.97	60.00	1.1517	.4928	-.0272	-.0021	-.0001	-.0764	-.1575	1.2436
30.08	-.04	59.88	1.1715	.4966	-.0281	.0026	.0038	-.0084	-.1646	1.2626
30.08	-4.00	59.76	1.1606	.4891	-.0320	.0092	.0074	.0586	-.1655	1.2495
30.08	-8.22	59.53	1.1291	.4772	-.0208	.0209	.0053	.1337	-.1600	1.2162
30.09	-12.27	59.90	1.1345	.4806	-.0214	.0290	-.0065	.2196	-.1601	1.2226
30.10	-15.95	60.03	1.1235	.4769	-.0114	.0473	-.0246	.2925	-.1581	1.2112
RUN = 308										
20.01	-15.95	59.85	.7924	.1684	-.0330	.0340	-.0261	.3442	-.1202	.8021
20.00	-11.96	60.28	.8127	.1777	-.0410	.0296	-.0173	.2444	-.1182	.8245
20.00	-8.10	60.26	.8262	.1824	-.0462	.0222	-.0071	.1563	-.1184	.8388
19.99	-3.99	60.02	.8366	.1886	-.0491	.0119	.0036	.0677	-.1159	.8507
19.99	-.03	60.14	.8319	.1914	-.0469	.0054	.0037	-.0054	-.1116	.8472
19.97	3.96	60.02	.8323	.1891	-.0467	-.0001	.0011	-.0756	-.1138	.8469
19.97	7.98	59.92	.8259	.1840	-.0431	-.0097	.0110	-.1595	-.1162	.8391
19.96	12.07	59.82	.8063	.1764	-.0376	-.0193	.0214	-.2516	-.1167	.8181
19.95	16.04	59.85	.7844	.1712	-.0341	-.0257	.0294	-.3490	-.1139	.7957

Table A2. Continued

ALPHA	BETA	Q	CL	CD	CPM	CRM	CYM	CSF	CAF	CNF
RUN = 309										
17.06	5.01	59.99	.7168	.1269	-.0548	-.0072	.0050	-.0951	-.0961	.7225
20.02	5.01	60.02	.8412	.1808	-.0472	-.0059	.0018	-.0988	-.1253	.8523
25.02	5.01	59.86	.9921	.2999	-.0261	-.0034	-.0048	-.0951	-.1549	1.0258
30.17	5.01	59.99	1.1559	.4883	-.0256	-.0099	.0010	-.0870	-.1660	1.2447
35.04	5.01	59.94	1.1091	.6431	-.0518	-.0160	-.0083	-.0623	-.1171	1.2773
40.07	5.01	59.81	1.1045	.8030	-.0376	-.0102	-.0116	-.0059	-.1033	1.3622
44.98	5.01	60.07	1.0499	.9160	-.0144	-.0083	-.0122	.0470	-.1005	1.3901
50.04	5.01	59.79	.9719	1.0110	.0051	-.0080	.0069	.0100	-.1018	1.3991
55.16	5.02	60.19	.8831	1.0932	.0100	-.0082	-.0053	-.0126	-.1063	1.4017
56.05	5.02	60.25	.8608	1.1000	.0116	-.0080	-.0046	-.0125	-.1055	1.3933
RUN = 310										
17.07	.00	60.21	.7132	.1234	-.0510	-.0002	-.0007	.0035	-.0980	.7180
20.24	.00	59.91	.8512	.1941	-.0422	.0015	.0014	.0021	-.1190	.8658
25.09	.00	59.75	1.0204	.3167	-.0269	-.0079	.0023	.0067	-.1523	1.0585
30.18	.00	59.99	1.1829	.4976	-.0260	-.0043	.0065	.0001	-.1710	1.2728
32.01	.00	59.99	1.1988	.5676	-.0204	-.0029	-.0009	-.0012	-.1607	1.3174
35.02	.00	59.95	1.0786	.6573	-.0447	.0006	-.0023	-.0085	-.0870	1.2605
40.07	.00	60.05	1.0874	.8081	-.0378	-.0028	.0065	-.0175	-.0876	1.3523
45.06	.00	59.85	1.0244	.9161	-.0216	-.0004	-.0008	-.0162	-.0836	1.3721
50.00	.00	59.91	.9430	1.0083	-.0096	-.0006	-.0045	-.0147	-.0798	1.3786
55.03	.00	59.68	.8583	1.0930	-.0007	.0016	.0003	-.0075	-.0821	1.3876
56.01	.00	60.00	.8391	1.1090	-.0039	.0018	-.0008	-.0038	-.0811	1.3886
RUN = 311										
17.01	5.00	60.10	.7134	.1260	-.0524	-.0089	.0025	-.0821	-.0949	.7191
20.03	5.00	59.90	.8335	.1798	-.0442	-.0096	-.0022	-.0847	-.1232	.8446
25.06	5.00	59.98	1.0046	.3049	-.0270	-.0135	-.0056	-.0832	-.1560	1.0392
30.08	5.00	59.99	1.1695	.4896	-.0226	-.0178	.0028	-.0860	-.1692	1.2574
35.05	5.00	59.83	1.0773	.6427	-.0487	-.0030	-.0089	-.0647	-.0990	1.2510
40.02	5.00	60.15	1.0965	.8075	-.0385	-.0109	-.0051	-.0132	-.0929	1.3590
45.03	5.00	59.72	1.0344	.9210	-.0224	-.0078	-.0132	.0422	-.0868	1.3826
50.04	5.00	60.28	.9501	1.0136	-.0065	-.0065	.0008	.0214	-.0829	1.3871
55.03	5.00	59.68	.8630	1.0970	.0042	-.0072	-.0020	-.0110	-.0839	1.3936
56.01	5.00	59.87	.8423	1.1078	.0005	-.0062	-.0030	-.0141	-.0846	1.3894

Table A2. Continued

ALPHA	BETA	Q	CL	CD	CPM	CRM	CYM	CSF	CAF	CNF
RUN = 312										
55.03	16.01	60.43	.9074	1.1238	.0278	-.0213	-.0046	.0518	-.1043	1.4410
55.03	12.02	60.18	.9277	1.1432	.0089	-.0163	-.0061	.0502	-.1097	1.4685
54.97	8.03	60.05	.8703	1.0964	.0086	-.0117	.0069	.0022	-.0882	1.3974
54.97	3.97	59.55	.8597	1.0932	.0017	-.0058	-.0047	-.0159	-.0814	1.3886
54.97	.00	60.17	.8522	1.0837	.0007	.0016	-.0129	.0098	-.0807	1.3765
54.99	-4.02	59.80	.8700	1.1030	.0004	.0062	-.0138	.0049	-.0848	1.4025
55.05	-8.04	59.68	.9306	1.1496	-.0037	.0109	.0025	-.0516	-.1091	1.4753
55.08	-12.04	59.93	.9412	1.1599	.0120	.0159	.0059	-.0685	-.1129	1.4898
55.12	-16.04	60.18	.9130	1.1247	.0339	.0212	.0133	-.0625	-.1110	1.4448
RUN = 313										
50.02	-16.04	60.53	.9982	1.0356	.0219	.0275	.0205	-.1136	-.1049	1.4349
49.98	-12.03	60.16	1.0101	1.0480	.0028	.0190	.0090	-.0770	-.1050	1.4522
49.96	-8.02	59.91	1.0148	1.0596	-.0069	.0113	.0030	-.0298	-.1005	1.4640
49.91	-4.01	60.52	.9593	1.0152	.0022	.0051	-.0064	-.0309	-.0856	1.3945
49.89	-.01	60.52	.9498	1.0099	-.0117	.0006	-.0077	-.0062	-.0813	1.3843
49.89	4.01	60.64	.9556	1.0123	-.0088	-.0056	-.0035	.0139	-.0841	1.3898
49.92	8.01	61.02	1.0116	1.0544	-.0074	-.0108	-.0025	.0153	-.1007	1.4581
49.92	12.08	60.40	1.0076	1.0463	.0013	-.0179	-.0096	.0509	-.1029	1.4493
49.93	16.01	60.40	.9886	1.0274	.0145	-.0274	-.0155	.0926	-.1007	1.4226
RUN = 314										
40.07	16.01	60.25	1.0006	.7302	-.0067	-.0333	-.0150	-.0450	-.0916	1.2357
40.08	12.08	59.91	1.0307	.7545	-.0238	-.0295	-.0075	-.0099	-.0924	1.2744
40.10	8.01	59.22	1.1031	.8113	-.0394	-.0168	-.0141	-.0033	-.0961	1.3664
40.10	3.99	59.34	1.0830	.8037	-.0400	-.0149	-.0013	-.0090	-.0890	1.3461
40.11	.01	59.94	1.0817	.8045	-.0376	-.0016	.0056	-.0197	-.0879	1.3456
40.13	-4.03	59.83	1.1055	.8178	-.0456	.0081	.0082	-.0143	-.0936	1.3723
40.13	-8.03	60.06	1.0875	.8071	-.0386	.0194	.0132	-.0206	-.0902	1.3516
40.12	-12.06	60.40	1.0164	.7553	-.0187	.0296	.0064	.0060	-.0838	1.2639
40.15	-16.02	60.05	1.0455	.7594	-.0185	.0437	.0055	.0402	-.1001	1.2888

Table A2. Continued

ALPHA	BETA	Q	CL	CD	CPM	CRM	CYM	CSF	CAF	CNF
RUN = 315										
35.06	-16.02	60.05	1.0556	.6108	-.0128	.0571	-.0208	.1304	-.1133	1.2149
35.05	-12.04	60.18	1.0908	.6320	-.0243	.0442	-.0204	.1114	-.1159	1.2559
35.00	-7.98	60.63	1.0814	.6324	-.0513	.0262	.0066	.0587	-.1092	1.2485
34.99	-4.03	60.41	1.0856	.6517	-.0626	.0234	.0011	.0404	-.0957	1.2631
35.00	.03	60.29	1.0756	.6517	-.0506	.0008	-.0014	-.0070	-.0901	1.2549
34.98	4.02	60.29	1.1200	.6574	-.0514	-.0163	-.0032	-.0541	-.1106	1.2945
34.98	8.01	60.28	1.0675	.6273	-.0437	-.0117	-.0100	-.0767	-.1051	1.2343
35.04	12.09	60.30	1.1334	.6385	-.0356	-.0505	.0245	-.1396	-.1352	1.2946
35.04	16.02	60.18	1.1039	.6229	-.0175	-.0646	.0389	-.1844	-.1309	1.2614
RUN = 316										
30.05	16.02	60.15	1.1034	.4695	-.0165	-.0488	.0315	-.3035	-.1532	1.1902
30.07	12.15	60.13	1.1357	.4767	-.0209	-.0389	.0142	-.2306	-.1637	1.2217
30.08	8.01	60.23	1.1531	.4839	-.0261	-.0262	.0057	-.1506	-.1666	1.2404
30.10	4.02	60.22	1.1790	.4919	-.0271	-.0144	.0038	-.0771	-.1730	1.2667
30.10	.00	60.45	1.1735	.4899	-.0266	-.0039	.0068	-.0074	-.1720	1.2610
30.09	-4.01	60.11	1.1593	.4883	-.0318	.0082	.0095	.0555	-.1660	1.2479
30.07	-8.00	60.00	1.1198	.4785	-.0252	.0201	.0066	.1239	-.1544	1.2088
30.07	-12.13	59.67	1.1106	.4797	-.0269	.0313	-.0061	.2084	-.1486	1.2015
30.06	-16.02	59.45	1.0721	.4688	-.0280	.0450	-.0193	.2778	-.1385	1.1627
RUN = 317										
20.05	-16.02	60.08	.7775	.1643	-.0322	.0309	-.0285	.3460	-.1196	.7867
20.05	-12.05	60.51	.8109	.1695	-.0401	.0238	-.0196	.2478	-.1262	.8199
20.04	-8.05	60.37	.8271	.1743	-.0417	.0170	-.0079	.1573	-.1271	.8368
20.03	-4.11	60.13	.8353	.1797	-.0464	.0069	.0024	.0747	-.1248	.8463
20.03	.02	60.36	.8328	.1831	-.0445	.0007	.0009	.0028	-.1206	.8452
20.01	4.01	60.13	.8305	.1797	-.0450	-.0055	-.0022	-.0636	-.1228	.8419
20.01	8.01	60.02	.8208	.1694	-.0390	-.0196	.0053	-.1466	-.1292	.8292
20.00	12.05	59.93	.7936	.1671	-.0360	-.0257	.0185	-.2413	-.1218	.8029
19.99	16.01	59.96	.7898	.1634	-.0343	-.0300	.0283	-.3452	-.1238	.7981

Table A2. Continued

ALPHA	BETA	Q	CL	CD	CPM	CRM	CYM	CSF	CAF	CNF
RUN = 318										
17.03	.00	60.21	.7221	.1202	-.0519	-.0002	-.0002	.0019	-.1028	.7257
20.07	.00	59.90	.8489	.1840	-.0437	.0011	.0011	.0001	-.1246	.8605
25.00	.00	59.40	1.0229	.3090	-.0247	-.0078	.0040	.0049	-.1583	1.0576
30.08	.00	59.87	1.1810	.4827	-.0249	-.0041	.0060	-.0001	-.1800	1.2639
32.09	.00	59.88	1.2054	.5656	-.0182	-.0005	-.0035	.0012	-.1671	1.3217
35.00	.00	60.06	1.0800	.6425	-.0393	.0018	-.0005	-.0051	-.0989	1.2532
40.06	.00	60.40	1.0963	.7977	-.0332	-.0009	.0023	-.0208	-.1002	1.3525
45.11	.00	60.23	1.0340	.9034	-.0118	.0020	-.0089	-.0044	-.0999	1.3698
50.09	.00	60.04	.9651	.9999	.0002	.0000	-.0068	.0001	-.1033	1.3862
55.09	.00	59.81	.8880	1.0900	.0115	.0004	-.0034	-.0054	-.1088	1.4020
56.06	.00	59.88	.8694	1.1070	.0117	.0002	-.0042	.0014	-.1075	1.4039
RUN = 319										
30.00	16.00	60.14	1.1254	.4663	-.0049	-.0461	.0306	-.2955	-.1644	1.2078
30.01	12.07	60.36	1.1527	.4775	-.0115	-.0356	.0139	-.2164	-.1686	1.2370
30.01	8.02	60.11	1.1682	.4814	-.0164	-.0252	.0037	-.1387	-.1730	1.2524
30.02	4.02	60.22	1.1818	.4838	-.0225	-.0143	.0046	-.0704	-.1780	1.2653
30.03	.00	60.10	1.1784	.4814	-.0205	-.0025	.0057	-.0011	-.1785	1.2611
30.01	-4.08	59.99	1.1557	.4792	-.0257	.0087	.0071	.0631	-.1686	1.2404
30.01	-8.03	59.76	1.1300	.4746	-.0183	.0194	.0054	.1332	-.1598	1.2159
30.01	-12.08	60.01	1.1295	.4755	-.0203	.0283	-.0021	.2100	-.1587	1.2159
30.01	-16.03	60.03	1.0990	.4688	-.0160	.0417	-.0139	.2779	-.1492	1.1861
RUN = 320										
40.06	-16.03	60.02	1.0745	.7636	-.0042	.0464	.0057	.0450	-.1121	1.3138
40.03	-12.05	60.13	1.0361	.7496	-.0093	.0301	.0048	.0084	-.0975	1.2755
40.02	-8.01	60.26	1.0835	.7857	-.0274	.0207	.0133	-.0201	-.1001	1.3350
40.03	-4.00	60.27	1.1139	.8020	-.0358	.0086	.0066	-.0108	-.1072	1.3687
40.02	-4.00	60.51	1.1177	.8095	-.0371	.0092	.0115	-.0111	-.1038	1.3765
40.01	-.02	60.38	1.0925	.7946	-.0322	-.0030	.0040	-.0050	-.0987	1.3476
40.01	4.07	60.38	1.1151	.8021	-.0329	-.0066	-.0089	.0027	-.1075	1.3697
40.01	8.00	60.38	1.1147	.7990	-.0335	-.0156	-.0165	.0070	-.1095	1.3675
39.99	12.08	60.23	1.0468	.7472	-.0095	-.0280	-.0088	.0138	-.1052	1.2822
39.99	16.02	60.35	1.0232	.7290	.0015	-.0350	-.0093	-.0375	-.1041	1.2524

Table A2. Continued

ALPHA	BETA	Q	CL	CD	CPM	CRM	CYM	CSF	CAF	CNF
RUN = 321										
50.03	16.02	60.16	1.0246	1.0396	.0292	-.0245	-.0231	.1088	-.1215	1.4549
50.02	12.08	60.03	1.0274	1.0445	.0170	-.0158	-.0178	.0696	-.1203	1.4605
49.99	8.01	59.54	1.0234	1.0446	.0046	-.0105	.0018	.0234	-.1165	1.4580
49.97	4.02	60.03	.9792	1.0062	.0030	-.0064	.0045	.0168	-.1067	1.4003
49.96	-.01	59.53	.9706	1.0002	.0002	-.0003	-.0066	-.0059	-.1038	1.3902
50.00	-4.04	59.91	.9869	1.0163	.0054	.0042	-.0074	-.0335	-.1069	1.4129
50.04	-8.00	59.91	1.0357	1.0611	.0030	.0106	.0013	-.0346	-.1166	1.4785
50.08	-12.08	60.41	1.0294	1.0496	.0193	.0165	.0157	-.1004	-.1202	1.4656
50.11	-16.01	60.66	1.0266	1.0447	.0374	.0243	.0228	-.0901	-.1219	1.4599
RUN = 322										
17.05	.00	60.55	.7177	.1198	-.0518	-.0003	-.0004	.0002	-.1034	.7212
20.17	.00	60.36	.8500	.1880	-.0416	.0011	.0010	.0003	-.1241	.8627
24.98	.00	59.98	1.0227	.3094	-.0243	-.0073	.0037	.0037	-.1590	1.0577
30.03	.00	59.87	1.1756	.4831	-.0224	-.0031	.0058	-.0039	-.1776	1.2595
32.19	-.01	59.89	1.2069	.5738	-.0196	-.0023	-.0027	-.0024	-.1650	1.3270
35.09	-.01	60.19	1.0751	.6440	-.0408	.0018	-.0014	-.0088	-.0986	1.2499
40.01	-.01	60.74	1.0964	.7990	-.0329	-.0016	.0019	-.0157	-.1001	1.3535
50.10	-.01	60.66	.9712	1.0110	-.0008	.0006	-.0092	.0014	-.1032	1.3986
55.06	-.01	60.30	.8842	1.0878	.0112	.0001	-.0045	-.0094	-.1084	1.3981
56.06	-.01	60.38	.8694	1.1071	.0126	-.0011	.0041	-.0088	-.1097	1.4039
RUN = 323										
30.02	16.05	59.91	1.1236	.4702	-.0056	-.0475	.0317	-.2988	-.1628	1.2080
30.04	12.04	60.59	1.1534	.4777	-.0092	-.0354	.0144	-.2219	-.1716	1.2376
30.05	8.01	60.57	1.1704	.4833	-.0158	-.0263	.0073	-.1500	-.1754	1.2551
30.06	4.05	60.22	1.1928	.4907	-.0196	-.0148	.0038	-.0727	-.1804	1.2782
30.06	-.03	60.33	1.1734	.4816	-.0233	-.0026	.0041	-.0056	-.1785	1.2569
30.05	-4.04	60.10	1.1634	.4830	-.0253	.0086	.0080	.0546	-.1722	1.2489
30.05	-8.05	59.76	1.1316	.4754	-.0187	.0193	.0053	.1277	-.1629	1.2176
30.04	-12.05	59.89	1.1166	.4709	-.0229	.0291	-.0042	.2068	-.1592	1.2024
30.04	-15.99	59.56	1.0974	.4693	-.0121	.0402	-.0119	.2692	-.1508	1.1849

Table A2. Continued

ALPHA	BETA	Q	CL	CD	CPM	CRM	CYM	CSF	CAF	CNF
RUN = 324										
40.03	-15.99	60.51	1.1495	.8261	-.0272	.0229	.0212	.0446	-.1142	1.4115
39.98	-12.04	60.71	1.0405	.7554	-.0100	.0292	.0093	.0001	-.0972	1.2827
39.97	-8.02	60.60	1.0839	.7842	-.0240	.0212	.0126	-.0208	-.1025	1.3344
39.97	-4.02	60.37	1.0959	.7962	-.0333	.0143	.0061	-.0259	-.1010	1.3513
39.95	.00	60.48	1.0968	.7957	-.0301	-.0021	.0007	-.0132	-.1016	1.3517
39.95	4.10	60.60	1.1092	.7954	-.0297	-.0067	-.0099	-.0002	-.1099	1.3611
39.95	7.99	60.48	1.1081	.7941	-.0339	-.0165	-.0150	.0050	-.1100	1.3593
39.93	12.00	60.58	1.0623	.7593	-.0061	-.0274	-.0085	.0036	-.1070	1.3019
39.94	16.04	60.33	1.0285	.7323	.0028	-.0360	-.0089	-.0461	-.1060	1.2587
RUN = 325										
50.08	16.04	60.29	1.0263	1.0473	.0298	-.0254	-.0210	.0987	-.1218	1.4618
50.07	11.94	60.16	1.0250	1.0488	.0145	-.0167	-.0085	.0457	-.1194	1.4621
50.05	8.09	59.29	1.0293	1.0572	.0064	-.0103	-.0128	.0366	-.1168	1.4714
50.02	4.01	60.28	.9798	1.0140	.0041	-.0061	.0016	.0120	-.1058	1.4066
50.02	.03	60.28	.9726	1.0086	.0004	.0001	-.0064	-.0107	-.1039	1.3978
50.04	-4.09	60.16	.9907	1.0233	.0081	.0048	-.0110	-.0283	-.1088	1.4207
50.09	-8.03	60.29	1.0318	1.0616	.0072	.0103	.0008	-.0373	-.1170	1.4763
50.12	-12.06	60.54	1.0306	1.0547	.0236	.0164	.0143	-.0981	-.1213	1.4701
50.17	-16.03	60.42	1.0356	1.0606	.0359	.0236	.0217	-.0963	-.1225	1.4778
RUN = 326										
17.09	.00	60.10	.7229	.1314	-.0482	.0000	-.0001	.0028	-.0955	.7296
19.99	.00	59.91	.8460	.1931	-.0398	.0010	.0007	.0029	-.1169	.8610
25.02	.00	59.98	1.0428	.3209	-.0178	-.0031	.0012	.0029	-.1598	1.0807
30.03	.00	60.09	1.1429	.4731	.0017	-.0090	.0100	-.0021	-.1726	1.2262
32.05	.00	59.85	1.1276	.5249	.0070	-.0083	.0097	-.0042	-.1639	1.2343
34.95	.00	59.78	1.0874	.5968	-.0006	.0020	.0018	-.0114	-.1445	1.2332
39.97	.00	60.23	1.0619	.7332	.0082	.0008	.0025	-.0200	-.1311	1.2848
45.04	.00	60.94	1.0404	.8962	.0232	.0024	-.0151	.0011	-.1137	1.3693
49.95	.00	60.03	.9779	1.0115	.0373	.0007	.0004	-.0164	-.1088	1.4035
55.05	.00	60.18	.9005	1.1216	.0418	.0018	.0005	-.0172	-.1069	1.4351
56.17	.00	59.88	.8867	1.1435	.0426	-.0003	.0017	-.0141	-.1112	1.4436

Table A2. Continued

ALPHA	BETA	Q	CL	CD	CPM	CRM	CYM	CSF	CAF	CNF
RUN = 327										
17.08	.00	60.36	.6780	.1693	-.0994	.0001	-.0009	.0036	-.0494	.6978
20.04	.00	59.82	.7950	.2305	-.1021	.0016	.0008	.0033	-.0681	.8259
25.02	.00	59.90	.9794	.3516	-.1009	-.0031	.0036	.0017	-.1080	1.0362
29.98	.00	59.88	1.0060	.4771	-.1031	-.0045	.0039	-.0052	-.1021	1.1098
32.05	.00	60.11	1.0133	.5394	-.1151	-.0056	.0022	-.0097	-.0931	1.1451
35.04	.00	59.92	.9883	.6041	-.1123	-.0011	.0088	-.0024	-.0854	1.1561
39.97	.00	59.99	.9664	.7337	-.1088	-.0070	.0072	-.0076	-.0711	1.2119
44.89	.00	59.80	.9375	.8616	-.0956	.0023	-.0015	-.0060	-.0638	1.2723
RUN = 328										
17.07	.00	60.33	.7161	.1290	-.0385	.0005	-.0001	.0011	-.0947	.7224
20.01	.00	60.25	.8518	.1951	-.0265	.0022	.0012	.0006	-.1163	.8672
25.00	.00	59.87	1.0346	.3265	-.0038	-.0062	.0027	-.0008	-.1497	1.0756
30.11	.00	58.96	1.2244	.5181	.0060	.0009	.0068	-.0060	-.1747	1.3191
32.15	.00	60.14	1.2906	.6058	.0086	.0032	.0023	-.0120	-.1827	1.4151
35.05	.00	59.88	1.3863	.7537	.0112	-.0011	-.0008	-.0118	-.1881	1.5678
40.05	.00	60.09	1.3915	.9709	.0469	-.0071	.0029	-.0137	-.1610	1.6899
45.13	.00	59.77	1.2714	1.0986	.0875	-.0055	.0081	-.0231	-.1348	1.6755
50.01	.00	60.65	1.1243	1.1633	.1245	-.0020	.0132	-.0379	-.1223	1.6139
55.01	.00	60.42	.9880	1.2235	.1420	.0023	.0190	-.0428	-.1166	1.5689
56.38	.00	60.28	.9516	1.2401	.1225	-.0023	-.0047	.0090	-.1143	1.5595
RUN = 329										
17.04	.00	60.02	.6831	.1615	-.0852	.0001	-.0016	.0045	-.0532	.7005
20.03	.00	60.63	.7994	.2260	-.0868	.0021	.0003	.0047	-.0691	.8284
25.05	.00	59.90	.9771	.3532	-.0836	-.0061	.0026	.0077	-.1015	1.0347
30.09	.00	60.25	1.1463	.5300	-.0976	-.0013	.0049	.0028	-.1241	1.2575
32.05	.00	59.91	1.1912	.6071	-.1009	.0037	.0036	-.0051	-.1255	1.3318
35.02	.00	60.22	1.1994	.7282	-.0914	.0095	-.0030	.0150	-.0999	1.4002
40.03	.00	60.53	1.1359	.8560	-.0679	.0009	.0026	.0016	-.0831	1.4203
44.96	.00	60.44	1.0893	.9743	-.0446	.0011	.0037	-.0166	-.0879	1.4592
50.06	.00	60.91	.9837	1.0520	-.0284	-.0001	-.0069	-.0204	-.0862	1.4381
55.13	.00	59.81	.8996	1.1338	-.0206	.0003	.0036	-.0041	-.0971	1.4445
56.02	.00	60.12	.8796	1.1431	-.0219	.0016	.0141	-.0159	-.0978	1.4395

Table A2. Continued

ALPHA	BETA	Q	CL	CD	CPM	CRM	CYM	CSF	CAF	CNF
RUN = 330										
17.02	.00	60.44	.7133	.1248	-.0452	-.0005	-.0012	.0052	-.0964	.7186
20.04	.00	60.36	.8426	.1866	-.0364	.0011	.0000	.0003	-.1205	.8555
25.02	.00	59.86	1.0191	.3091	-.0146	-.0070	.0014	.0033	-.1581	1.0542
30.14	.00	59.99	1.1855	.4876	-.0072	-.0036	.0035	-.0001	-.1808	1.2701
32.05	.00	59.87	1.2057	.5577	-.0073	-.0007	-.0019	.0017	-.1745	1.3178
35.06	.00	60.31	1.1361	.6667	-.0122	.0007	-.0035	-.0058	-.1141	1.3129
40.07	.00	60.05	1.1190	.8206	-.0081	-.0006	.0009	-.0168	-.0994	1.3846
45.00	.00	60.45	1.0824	.9463	.0068	.0029	-.0033	-.0218	-.1032	1.4345
50.04	.00	59.91	.9923	1.0395	.0184	.0009	-.0052	-.0027	-.0998	1.4340
55.04	.00	60.30	.9051	1.1272	.0305	.0017	-.0067	-.0058	-.1026	1.4424
56.16	.00	60.26	.8852	1.1451	.0309	.0013	-.0084	-.0017	-.1041	1.4440
RUN = 331										
17.13	.00	59.98	.7268	.1277	-.0400	-.0005	-.0013	.0063	-.0989	.7322
20.09	.00	59.79	.8578	.1931	-.0294	.0017	.0007	.0034	-.1202	.8719
25.03	.00	60.68	1.0315	.3170	-.0075	-.0065	.0019	.0057	-.1562	1.0688
30.09	.00	59.65	1.2026	.4983	.0024	-.0036	.0060	-.0004	-.1789	1.2904
32.12	.00	60.13	1.2727	.5980	.0034	-.0022	.0030	-.0045	-.1773	1.3959
35.16	.00	59.88	1.2803	.7226	.0120	-.0003	.0003	-.0090	-.1535	1.4629
40.06	.00	59.95	1.2181	.8920	.0124	-.0014	-.0002	-.0113	-.1081	1.5064
45.07	.00	59.87	1.1876	1.0374	.0464	.0202	-.0080	-.0789	-.1150	1.5732
50.06	.00	60.29	1.1089	1.1521	.0774	.0022	-.0015	-.0235	-.1171	1.5953
55.05	.00	60.43	.9953	1.2341	.1015	-.0005	-.0038	-.0054	-.1154	1.5817
56.36	.00	60.15	.9582	1.2423	.1019	.0014	-.0091	-.0088	-.1158	1.5651
RUN = 332										
17.05	.00	60.36	.6841	.1621	-.0885	.0002	-.0018	.0054	-.0532	.7016
20.08	.00	60.28	.8078	.2269	-.0888	.0018	.0005	.0053	-.0718	.8366
25.11	.00	59.90	.9730	.3482	-.0854	-.0068	.0027	.0062	-.1052	1.0288
30.11	.00	60.25	1.1165	.5196	-.1000	-.0011	.0048	.0036	-.1181	1.2266
32.09	.00	59.68	1.1575	.6031	-.1033	.0031	-.0002	.0010	-.1114	1.3010
35.00	.00	60.21	1.0525	.6902	-.1185	-.0010	.0050	.0127	-.0459	1.2580
40.04	.00	59.93	1.0686	.8387	-.1087	-.0058	.0101	-.0106	-.0525	1.3577
45.00	.00	59.96	1.0537	.9653	-.0892	-.0010	-.0009	.0040	-.0693	1.4276
50.06	.00	59.91	.9768	1.0511	-.0658	.0063	-.0118	-.0144	-.0808	1.4330
55.07	.00	59.93	.8942	1.1235	-.0474	.0046	-.0100	-.0066	-.0965	1.4331
56.03	.00	60.00	.8827	1.1424	-.0452	.0013	-.0001	-.0089	-.1003	1.4406

Table A2. Continued

ALPHA	BETA	Q	CL	CD	CPM	CRM	CYM	CSF	CAF	CNF
RUN = 333										
17.08	.00	59.87	.7154	.1247	-.0432	-.0012	-.0017	.0035	-.0975	.7204
20.08	.00	60.33	.7187	.1258	-.0428	-.0006	-.0016	.0067	-.0977	.7240
20.09	.00	60.13	.8463	.1902	-.0314	.0017	.0001	.0037	-.1189	.8602
25.07	.00	59.64	1.0368	.3177	-.0093	-.0071	.0013	.0039	-.1585	1.0737
30.05	.00	59.99	1.1973	.4921	-.0049	-.0029	.0024	-.0021	-.1806	1.2828
30.05	.00	60.22	1.2018	.4960	-.0042	-.0021	.0019	-.0007	-.1793	1.2886
32.12	.00	60.25	1.2692	.5938	-.0020	-.0009	.0004	-.0054	-.1787	1.3907
35.09	.00	59.99	1.2731	.7150	.0015	-.0088	.0029	-.0066	-.1536	1.4527
40.01	.00	60.30	1.2252	.8949	-.0139	-.0131	.0096	.0000	-.1087	1.5138
45.04	.00	60.47	1.1558	1.0125	.0227	-.0064	.0014	-.0047	-.1086	1.5332
50.12	.00	59.92	1.0677	1.1147	.0563	-.0004	-.0108	.0007	-.1103	1.5400
55.12	.00	59.81	.9629	1.1998	.0807	-.0008	-.0091	.0037	-.1095	1.5349
56.28	.00	59.89	.9383	1.2178	.0841	.0000	-.0039	.0069	-.1101	1.5338
RUN = 334										
17.09	.00	59.78	.6772	.1596	-.0912	-.0002	-.0018	.0044	-.0534	.6942
20.07	.00	59.94	.7974	.2230	-.0922	.0012	.0000	.0039	-.0710	.8256
25.05	.00	59.90	.9696	.3462	-.0917	-.0072	.0030	.0058	-.1038	1.0249
30.06	.00	60.13	1.1269	.5212	-.1094	-.0022	-.0015	-.0024	-.1202	1.2364
32.15	.00	59.80	1.1775	.6076	-.1124	-.0037	-.0047	.0057	-.1190	1.3203
35.10	.00	60.01	1.1094	.7210	-.1267	-.0109	.0132	.0016	-.0548	1.3222
40.10	.00	60.20	1.1024	.8615	-.1252	-.0131	.0089	.0093	-.0574	1.3981
45.08	.00	59.98	1.0424	.9508	-.0935	.0010	-.0018	.0122	-.0728	1.4093
50.00	.00	59.91	.9545	1.0226	-.0741	.0026	-.0121	-.0225	-.0797	1.3969
55.07	.00	59.93	.8816	1.1090	-.0606	.0001	-.0027	.0021	-.0935	1.4140
55.97	.00	60.00	.8633	1.1169	-.0518	-.0006	.0107	-.0074	-.0959	1.4087
RUN = 335										
17.10	.00	60.10	.7233	.1283	-.0487	-.0006	-.0006	.0048	-.0964	.7290
20.02	.00	60.02	.8515	.1909	-.0398	.0012	.0005	.0055	-.1185	.8654
25.07	.00	59.99	1.0512	.3215	-.0161	-.0032	.0005	.0068	-.1605	1.0884
30.14	.00	60.10	1.1496	.4776	-.0058	-.0094	.0126	-.0044	-.1705	1.2340
32.13	.00	60.56	1.1080	.5258	-.0043	-.0003	.0069	-.0091	-.1503	1.2179
35.00	.00	59.91	1.0770	.5941	-.0030	-.0002	.0058	-.0081	-.1372	1.2230
40.00	.00	60.48	1.0788	.7431	.0063	.0029	.0001	-.0118	-.1300	1.3040
45.06	.00	60.34	1.0517	.8862	.0205	.0020	-.0008	-.0100	-.1239	1.3701
50.08	.00	59.92	.9724	1.0008	.0312	.0011	-.0070	.0099	-.1086	1.3916
55.08	.00	60.30	.9042	1.1135	.0368	.0020	-.0084	-.0035	-.1090	1.4306
56.14	.00	60.38	.8896	1.1386	.0392	.0006	.0039	.0020	-.1092	1.4412

Table A2. Continued

ALPHA	BETA	Q	CL	CD	CPM	CRM	CYM	CSF	CAF	CNF
RUN = 336										
17.02	.00	60.25	.6791	.1635	-.0998	-.0002	-.0012	.0075	-.0486	.6972
20.19	.00	60.05	.8107	.2281	-.1041	.0009	.0001	.0057	-.0719	.8396
25.18	.00	60.01	.9773	.3482	-.0990	-.0045	.0013	.0082	-.1069	1.0326
30.01	.00	60.12	1.0374	.4867	-.1126	-.0106	.0104	-.0018	-.1036	1.1417
32.05	.00	59.99	1.0248	.5395	-.1197	-.0166	.0193	-.0073	-.0926	1.1549
35.02	.00	60.03	.9679	.5902	-.1175	-.0002	.0120	.0033	-.0780	1.1314
40.05	.00	59.90	.9953	.7341	-.1131	.0011	.0058	-.0059	-.0840	1.2343
45.14	.00	59.99	.9400	.8447	-.0980	-.0001	-.0089	.0147	-.0757	1.2618
50.03	.00	60.28	.8896	.9432	-.1001	.0018	-.0033	-.0123	-.0808	1.2943
55.06	.00	60.05	.8329	1.0302	-.0970	.0015	-.0014	-.0075	-.0976	1.3215
55.85	.00	59.86	.8267	1.0481	-.0957	-.0003	.0001	.0029	-.1005	1.3315
RUN = 337										
17.01	.00	59.66	.6793	.1442	-.1093	-.0005	-.0007	.0040	-.0668	.6917
20.02	.00	60.15	.8095	.2060	-.1043	.0010	.0010	.0056	-.0896	.8311
25.07	.00	60.92	.9943	.3244	-.0884	-.0055	.0031	.0094	-.1334	1.0381
30.12	.00	60.57	1.0954	.4770	-.0823	-.0069	.0144	.0014	-.1429	1.1869
32.09	.00	60.21	1.0480	.5157	-.0786	.0059	.0035	-.0045	-.1256	1.1618
35.03	.00	59.90	1.0166	.5705	-.0683	.0087	-.0053	.0053	-.1219	1.1599
40.01	.00	60.12	1.0578	.7231	-.0577	.0021	.0000	-.0067	-.1317	1.2751
45.03	.00	60.08	1.0102	.8454	-.0403	.0020	.0005	-.0096	-.1222	1.3120
50.08	.00	60.16	.9368	.9553	-.0365	.0015	-.0058	-.0006	-.1102	1.3338
55.09	.00	59.93	.8823	1.0728	-.0251	.0015	.0027	-.0079	-.1140	1.3847
56.01	.00	60.12	.8680	1.0924	-.0220	.0005	.0044	.0050	-.1136	1.3910
RUN = 338										
20.07	16.01	60.32	.7932	.1766	-.0263	-.0284	.0297	-.3436	-.1126	.8057
20.08	12.02	60.17	.8345	.1798	-.0369	-.0256	.0191	-.2461	-.1239	.8455
20.09	8.01	60.38	.8525	.1826	-.0423	-.0170	.0070	-.1518	-.1275	.8633
20.09	4.03	59.79	.8536	.1888	-.0417	-.0048	-.0012	-.0721	-.1221	.8665
20.10	.01	60.02	.8583	.1933	-.0400	.0007	.0004	.0006	-.1197	.8724
20.10	-4.04	60.02	.8500	.1874	-.0430	.0076	.0009	.0707	-.1223	.8626
20.11	-8.02	59.80	.8398	.1833	-.0389	.0184	-.0090	.1541	-.1226	.8517
20.12	-12.06	59.94	.8254	.1788	-.0376	.0258	-.0199	.2458	-.1219	.8366
20.12	-16.03	60.20	.8015	.1747	-.0310	.0324	-.0287	.3478	-.1175	.8127

Table A2. Continued

ALPHA	BETA	Q	CL	CD	CPM	CRM	CYM	CSF	CAF	CNF
RUN = 339										
30.04	-16.03	60.02	1.0603	.4502	.0089	.0437	-.0087	.2747	-.1466	1.1433
30.04	-12.11	60.12	1.0779	.4555	.0014	.0334	-.0112	.2131	-.1509	1.1611
30.04	-8.00	60.56	1.0812	.4579	.0010	.0259	-.0017	.1351	-.1503	1.1652
30.06	-4.00	60.79	1.1248	.4694	-.0042	.0102	.0077	.0653	-.1626	1.2087
30.06	.00	59.98	1.1473	.4756	-.0052	-.0098	.0105	-.0036	-.1688	1.2312
30.06	4.02	60.10	1.1513	.4746	-.0078	-.0211	.0098	-.0681	-.1715	1.2342
30.04	8.00	59.99	1.1330	.4660	-.0061	-.0339	.0120	-.1382	-.1695	1.2141
30.03	12.01	60.00	1.1063	.4588	.0031	-.0427	.0150	-.2155	-.1621	1.1874
30.03	15.99	59.90	1.0878	.4534	.0096	-.0517	.0250	-.2912	-.1575	1.1687
RUN = 340										
39.99	15.99	60.10	1.0170	.7041	.0434	-.0384	-.0148	-.0689	-.1193	1.2317
39.99	12.02	59.99	1.0337	.7153	.0221	-.0314	-.0118	-.0281	-.1216	1.2517
40.00	8.00	60.35	1.0562	.7338	.0092	-.0207	-.0102	-.0199	-.1219	1.2808
40.00	4.01	60.12	1.0720	.7427	.0077	-.0114	-.0002	-.0245	-.1253	1.2986
40.02	.00	60.00	1.0765	.7341	.0028	.0011	-.0021	-.0231	-.1352	1.2965
40.03	-4.03	60.36	1.0780	.7375	.0069	.0186	.0053	-.0138	-.1337	1.2998
40.04	-8.00	60.25	1.0700	.7347	.0096	.0315	.0138	-.0061	-.1309	1.2918
40.05	-12.00	60.24	1.0436	.7209	.0219	.0399	.0124	.0258	-.1247	1.2627
40.07	-16.00	60.01	1.0286	.7113	.0445	.0466	.0065	.0672	-.1229	1.2450
RUN = 341										
50.06	-16.00	60.29	1.0394	1.0550	.0543	.0297	.0230	-.1197	-.1241	1.4762
50.03	-12.08	60.28	1.0324	1.0455	.0416	.0205	.0102	-.0572	-.1239	1.4644
49.98	-8.00	59.91	1.0234	1.0342	.0351	.0152	.0040	-.0346	-.1231	1.4501
49.95	-4.02	59.90	.9983	1.0156	.0306	.0089	-.0100	-.0083	-.1151	1.4198
49.94	.00	60.28	.9803	.9997	.0305	.0011	-.0024	-.0033	-.1111	1.3960
49.93	4.00	60.03	.9859	1.0035	.0326	-.0087	-.0002	.0052	-.1126	1.4026
49.93	8.02	60.03	1.0065	1.0199	.0355	-.0151	.0078	.0197	-.1180	1.4283
49.96	12.07	60.28	1.0214	1.0293	.0426	-.0239	-.0080	.0344	-.1239	1.4451
49.99	16.00	60.65	1.0376	1.0515	.0468	-.0305	-.0218	.1109	-.1230	1.4725

Table A2. Continued

ALPHA	BETA	Q	CL	CD	CPM	CRM	CYM	CSF	CAF	CNF
RUN = 342										
17.01	.00	59.87	.7208	.1303	-.0446	-.0005	-.0009	.0050	-.0923	.7274
20.04	.00	60.14	.8581	.1973	-.0355	.0011	.0005	.0027	-.1148	.8737
25.03	.00	59.87	1.0528	.3223	-.0124	-.0010	.0002	.0025	-.1594	1.0903
30.04	.00	59.52	1.1612	.4786	.0080	-.0065	.0095	-.0038	-.1728	1.2448
31.99	.00	59.97	1.1630	.5366	.0082	-.0061	.0084	-.0034	-.1669	1.2707
35.05	.00	59.92	1.1322	.6164	.0011	-.0007	.0040	-.0110	-.1514	1.2809
40.03	.00	60.49	1.0880	.7428	.0193	-.0019	.0043	-.0114	-.1367	1.3108
45.03	.00	59.96	1.0649	.8917	.0312	.0051	-.0072	-.0153	-.1284	1.3834
45.04	.00	60.21	1.0624	.8867	.0294	.0056	-.0080	-.0124	-.1303	1.3782
50.00	.00	60.41	.9907	1.0096	.0451	.0009	-.0079	.0043	-.1149	1.4102
55.05	.00	60.30	.9095	1.1162	.0450	.0021	-.0082	.0016	-.1109	1.4359
56.16	.00	60.38	.8892	1.1356	.0441	.0013	-.0045	.0039	-.1109	1.4384
RUN = 343										
20.03	16.00	59.97	.8027	.1804	-.0249	-.0293	.0287	-.3428	-.1116	.8159
20.04	12.16	60.28	.8350	.1833	-.0328	-.0263	.0186	-.2470	-.1202	.8472
20.05	7.99	60.03	.8573	.1859	-.0379	-.0165	.0054	-.1524	-.1256	.8691
20.05	4.01	60.25	.8559	.1906	-.0364	-.0043	-.0023	-.0722	-.1209	.8693
20.06	.01	59.91	.8519	.1925	-.0364	.0007	-.0001	-.0032	-.1179	.8662
20.06	-4.03	60.03	.8476	.1925	-.0373	.0087	.0023	.0706	-.1164	.8622
20.07	-8.01	59.80	.8381	.1870	-.0352	.0193	-.0078	.1532	-.1184	.8514
20.07	-12.06	60.05	.8305	.1821	-.0351	.0266	-.0190	.2453	-.1205	.8426
20.07	-15.99	60.20	.7998	.1770	-.0290	.0333	-.0278	.3448	-.1147	.8120
RUN = 344										
30.13	-15.99	59.91	1.1014	.4694	.0095	.0443	-.0156	.2876	-.1533	1.1883
30.12	-12.10	60.01	1.1109	.4722	.0023	.0296	-.0028	.2128	-.1554	1.1979
30.12	-8.00	60.11	1.1146	.4687	.0115	.0278	.0013	.1287	-.1603	1.1994
30.14	-4.00	60.56	1.1493	.4754	.0099	.0101	.0064	.0662	-.1723	1.2327
30.14	.00	59.98	1.1541	.4768	.0085	-.0084	.0086	-.0025	-.1736	1.2375
30.12	5.02	59.99	1.1590	.4804	-.0022	-.0262	.0076	-.0818	-.1727	1.2436
30.10	8.02	59.88	1.1422	.4761	.0027	-.0367	.0084	-.1314	-.1674	1.2269
30.09	12.00	59.89	1.1319	.4737	.0068	-.0442	.0118	-.2103	-.1642	1.2168
30.10	15.99	60.37	1.1085	.4668	.0099	-.0505	.0230	-.2918	-.1585	1.1931

Table A2. Continued

ALPHA	BETA	Q	CL	CD	CPM	CRM	CYM	CSF	CAF	CNF
RUN = 345										
40.09	15.99	60.49	1.0284	.7145	.0539	-.0421	-.0075	-.0913	-.1217	1.2469
40.08	12.00	60.14	1.0449	.7327	.0395	-.0301	-.0095	-.0243	-.1182	1.2713
40.08	8.00	59.90	1.0763	.7394	.0235	-.0272	-.0069	-.0183	-.1333	1.2995
40.08	4.01	59.79	1.0780	.7395	.0195	-.0165	-.0010	-.0194	-.1344	1.3010
40.09	-.02	60.03	1.0841	.7413	.0180	-.0004	.0050	-.0230	-.1371	1.3068
40.10	-4.01	60.03	1.0808	.7419	.0206	.0214	.0008	-.0088	-.1348	1.3046
40.11	-8.00	60.15	1.0722	.7371	.0257	.0342	.0163	-.0096	-.1332	1.2949
40.14	-12.06	60.16	1.0507	.7320	.0432	.0417	.0081	.0322	-.1238	1.2751
40.15	-16.02	60.16	1.0255	.7203	.0607	.0408	.0081	.0674	-.1168	1.2483
RUN = 346										
50.06	-16.02	60.53	1.0101	1.0219	.0720	.0303	.0153	-.0648	-.1240	1.4320
50.03	-12.08	59.91	1.0339	1.0471	.0515	.0227	.0002	-.0394	-.1253	1.4666
50.01	-8.00	59.79	1.0341	1.0465	.0431	.0156	.0014	-.0460	-.1251	1.4664
49.98	-4.01	60.28	1.0018	1.0176	.0457	.0069	-.0111	-.0015	-.1182	1.4235
49.96	.02	60.40	.9966	1.0141	.0419	.0007	-.0096	.0042	-.1161	1.4175
49.95	4.02	60.28	.9967	1.0118	.0470	-.0066	.0007	-.0044	-.1174	1.4159
49.97	8.00	60.28	1.0129	1.0270	.0456	-.0135	.0084	.0233	-.1203	1.4378
49.97	12.00	60.03	1.0151	1.0276	.0536	-.0243	-.0061	.0485	-.1217	1.4397
49.99	16.00	59.91	1.0032	1.0147	.0699	-.0300	-.0164	.0669	-.1212	1.4222
RUN = 347										
17.03	.00	59.18	.7241	.1325	-.0426	-.0004	-.0010	.0065	-.0918	.7311
20.09	.00	59.91	.8663	.2027	-.0327	.0015	.0004	.0055	-.1137	.8832
25.13	.00	59.65	1.0751	.3387	-.0101	-.0006	.0006	.0044	-.1562	1.1172
29.98	.00	60.10	1.1805	.4904	.0081	-.0099	.0103	-.0006	-.1713	1.2675
32.01	.00	59.64	1.1947	.5566	.0110	-.0079	.0101	.0007	-.1673	1.3081
35.01	.00	60.17	1.1823	.6513	.0028	.0013	.0017	-.0018	-.1508	1.3420
40.00	.00	59.77	1.1192	.7666	.0259	-.0029	.0054	-.0075	-.1379	1.3502
45.01	.00	60.20	1.0915	.9163	.0404	.0069	-.0109	-.0052	-.1293	1.4197
50.03	.00	59.66	1.0223	1.0445	.0608	.0011	-.0076	.0112	-.1174	1.4572
55.07	.00	59.93	.9370	1.1502	.0656	.0018	-.0133	.0132	-.1143	1.4794
56.23	.00	60.14	.9153	1.1689	.0626	.0011	-.0042	-.0020	-.1159	1.4805

Table A2. Continued

ALPHA	BETA	Q	CL	CD	CPM	CRM	CYM	CSF	CAF	CNF
RUN = 348										
17.01	.00	59.87	.7167	.1224	-.0451	-.0010	-.0013	.0012	-.0998	.7212
20.06	.00	60.02	.8445	.1884	-.0358	.0012	.0000	.0002	-.1201	.8579
25.05	.00	60.10	1.0281	.3147	-.0152	-.0067	.0013	.0026	-.1576	1.0646
29.97	.00	60.22	1.1903	.4864	-.0030	-.0049	.0047	-.0025	-.1808	1.2741
32.07	.00	59.99	1.2263	.5691	-.0042	-.0019	-.0016	-.0024	-.1764	1.3414
35.08	.00	59.96	1.2008	.6783	-.0032	-.0035	-.0002	-.0111	-.1427	1.3726
40.04	.00	59.92	1.1306	.8245	-.0029	-.0005	.0013	-.0080	-.1037	1.3960
45.00	.00	59.72	1.1007	.9641	.0139	.0017	-.0053	-.0192	-.1040	1.4600
50.03	.00	60.04	1.0121	1.0537	.0343	.0027	-.0051	-.0126	-.1061	1.4577
54.97	.00	59.92	.9270	1.1489	.0446	.0013	-.0079	-.0042	-.1070	1.4728
56.19	.00	59.76	.9125	1.1812	.0433	.0018	-.0039	-.0063	-.1084	1.4892
RUN = 349										
17.03	.00	59.90	.6711	.1574	-.0962	.0001	-.0015	.0027	-.0548	.6878
20.05	.00	60.05	.7922	.2226	-.0984	.0015	.0005	.0021	-.0713	.8205
24.99	.00	60.13	.9603	.3417	-.0957	-.0063	.0017	.0037	-.1050	1.0148
30.04	.00	59.89	1.1017	.5070	-.1119	-.0043	.0034	-.0094	-.1218	1.2075
32.01	.00	59.77	1.1249	.5747	-.1145	-.0044	-.0049	-.0003	-.1182	1.2585
35.07	.00	60.21	1.0668	.6788	-.1161	.0020	-.0013	.0045	-.0668	1.2631
40.03	.00	60.04	1.0504	.8156	-.1220	-.0075	.0134	.0168	-.0604	1.3289
45.16	.00	59.88	1.0039	.9169	-.1011	.0012	.0087	-.0296	-.0745	1.3580
50.02	.00	59.91	.9229	.9949	-.0933	-.0035	-.0106	-.0207	-.0768	1.3554
55.09	.00	59.93	.8547	1.0789	-.0830	.0012	-.0142	-.0050	-.0924	1.3739
55.91	.00	59.99	.8428	1.0877	-.0882	-.0005	-.0038	-.0084	-.0972	1.3732
RUN = 350										
17.01	.00	59.99	.7159	.1302	-.0421	-.0008	-.0011	.0042	-.0920	.7227
20.06	.00	59.91	.8582	.2009	-.0321	.0016	.0011	.0031	-.1129	.8751
24.99	.00	59.88	1.0759	.3362	-.0100	.0016	.0015	.0015	-.1574	1.1173
30.06	.00	60.22	1.1566	.4817	.0216	-.0067	.0067	.0017	-.1702	1.2423
32.01	.00	59.86	1.1602	.5401	.0198	-.0084	.0079	.0012	-.1649	1.2701
35.12	.00	60.06	1.1600	.6279	.0129	-.0026	.0032	.0010	-.1617	1.3101
40.00	.00	60.00	1.1260	.7593	.0381	-.0028	.0040	-.0099	-.1500	1.3506
45.04	.00	60.09	1.0964	.9197	.0530	.0030	-.0005	-.0213	-.1338	1.4255
49.96	.00	60.40	1.0201	1.0423	.0685	.0017	-.0077	.0037	-.1181	1.4542
54.99	.00	59.92	.9413	1.1536	.0671	.0010	-.0060	.0005	-.1170	1.4848
56.42	.00	59.78	.9104	1.1724	.0664	.0020	-.0054	-.0016	-.1179	1.4803

Table A2. Continued

ALPHA	BETA	Q	CL	CD	CPM	CRM	CYM	CSF	CAF	CNF
RUN = 351										
17.06	.00	60.14	.6794	.1711	-.0911	-.0009	-.0014	.0070	-.0446	.6997
20.01	.00	60.06	.8006	.2340	-.0941	.0012	-.0009	.0059	-.0631	.8323
25.03	.00	59.91	1.0015	.3635	-.0926	.0008	.0008	.0056	-.1034	1.0612
30.05	.00	59.89	1.0430	.4943	-.0945	-.0097	.0084	-.0010	-.1036	1.1503
32.01	.00	59.87	1.0441	.5401	-.0944	-.0109	.0059	.0010	-.1049	1.1717
34.99	.00	59.80	1.0340	.6137	-.0950	-.0006	.0057	.0085	-.0997	1.1991
40.02	.00	60.01	1.0289	.7540	-.0847	-.0070	.0128	.0134	-.0936	1.2728
45.09	.00	60.22	1.0007	.8805	-.0715	.0018	-.0065	-.0051	-.0962	1.3301
49.97	.00	60.15	.9334	.9845	-.0642	.0021	-.0193	.0248	-.0907	1.3542
54.95	.00	60.05	.8627	1.0731	-.0676	.0016	-.0099	.0111	-.0991	1.3739
55.94	.00	59.87	.8493	1.0898	-.0693	.0004	-.0007	.0033	-.1022	1.3786
RUN = 352										
17.22	.00	60.34	.7317	.1356	-.0449	-.0006	-.0009	.0059	-.0942	.7390
20.00	.00	59.80	.8658	.2008	-.0362	.0013	.0010	.0046	-.1148	.8822
25.01	.00	59.88	1.0822	.3385	-.0156	.0016	.0015	.0046	-.1583	1.1238
29.98	.00	59.98	1.1476	.4783	.0089	-.0089	.0091	.0040	-.1669	1.2331
31.98	.00	59.86	1.1518	.5351	.0130	-.0086	.0073	.0066	-.1638	1.2604
34.97	.00	59.91	1.1223	.6096	.0152	-.0012	.0022	.0006	-.1517	1.2690
40.03	.00	59.89	1.1024	.7504	.0264	-.0012	.0043	-.0132	-.1422	1.3268
45.01	.00	59.84	1.0719	.9000	.0359	.0015	-.0018	-.0136	-.1297	1.3943
50.03	.00	59.91	.9983	1.0312	.0439	.0010	-.0092	-.0038	-.1104	1.4315
54.99	.00	59.67	.9287	1.1452	.0498	.0016	-.0076	.0000	-.1114	1.4708
56.19	.00	59.76	.9090	1.1646	.0504	.0007	-.0029	-.0052	-.1149	1.4734
RUN = 353										
17.01	.00	59.90	.6831	.1649	-.0974	-.0004	-.0021	.0048	-.0510	.7015
20.04	.00	59.83	.8125	.2338	-.1002	.0017	.0005	.0038	-.0675	.8434
24.99	.00	60.02	.9978	.3599	-.0970	.0001	.0011	.0048	-.1042	1.0564
30.09	.00	59.89	1.0368	.4885	-.0966	-.0118	.0086	.0000	-.1063	1.1420
32.03	.00	60.10	1.0208	.5283	-.0962	-.0153	.0104	.0025	-.1026	1.1456
35.05	.00	60.04	.9968	.5984	-.0941	-.0014	.0078	.0071	-.0918	1.1597
39.95	.00	59.87	1.0124	.7443	-.0953	-.0025	.0087	.0004	-.0887	1.2540

Table A2. Continued

ALPHA	BETA	Q	CL	CD	CPM	CRM	CYM	CSF	CAF	CNF
RUN = 354										
45.03	.00	59.84	1.0764	.9067	.0363	.0021	-.0046	-.0121	-.1301	1.4022
45.00	.00	59.95	1.0668	.8996	.0192	.0022	.0010	-.0181	-.1277	1.3905
44.96	.00	60.07	1.0533	.8853	.0016	.0026	-.0032	-.0149	-.1274	1.3709
44.93	.00	59.81	1.0444	.8732	-.0151	.0006	.0016	-.0062	-.1290	1.3561
44.89	.00	60.16	1.0302	.8630	-.0285	-.0037	-.0007	.0063	-.1254	1.3390
44.84	.00	60.15	1.0139	.8592	-.0461	-.0037	-.0009	.0102	-.1153	1.3248
44.81	.00	59.78	1.0027	.8565	-.0659	.0013	-.0056	.0092	-.1088	1.3150
44.77	.00	60.25	.9818	.8597	-.0773	.0026	-.0050	-.0065	-.0910	1.3025
44.69	.00	60.11	.9992	.8552	-.0591	-.0005	.0195	-.0247	-.1047	1.3118
45.09	.00	59.73	.9451	.8686	-.0957	-.0005	.0046	-.0105	-.0663	1.2824
51.06	.00	59.50	.9015	.9974	-.0915	.0006	-.0050	-.0095	-.0844	1.3424
55.88	.00	59.99	.8459	1.0876	-.0883	.0013	.0022	-.0068	-.1002	1.3749
RUN = 355										
17.05	.00	60.10	.7107	.1242	-.0566	-.0007	.0000	.0061	-.0971	.7159
20.12	.00	59.91	.8378	.1904	-.0615	.0009	.0022	.0072	-.1171	.8521
25.04	.00	59.87	.9951	.3135	-.0679	-.0088	.0060	.0077	-.1449	1.0343
30.00	.00	59.76	1.1283	.4834	-.0884	-.0016	.0098	.0090	-.1536	1.2188
32.06	.00	59.88	1.1497	.5621	-.0954	.0022	.0002	.0126	-.1420	1.2727
34.99	.00	59.95	1.0605	.6567	-.1237	-.0061	.0077	-.0037	-.0784	1.2454
39.99	.00	60.01	1.0185	.7682	-.1218	.0000	.0028	-.0304	-.0740	1.2741
45.13	.00	59.99	.9628	.8746	-.1285	.0002	.0031	-.0166	-.0733	1.2991
50.05	.00	59.91	.8775	.9449	-.1230	.0018	-.0064	-.0167	-.0738	1.2879
55.02	.00	60.18	.8004	1.0206	-.1262	.0023	.0051	-.0133	-.0783	1.2951
55.75	.00	60.10	.7894	1.0313	-.1267	.0026	.0065	-.0036	-.0798	1.2968
RUN = 356										
20.04	-16.00	60.08	.7640	.1637	-.0498	.0287	-.0221	.3565	-.1170	.7738
20.04	-11.99	60.05	.7988	.1705	-.0567	.0207	-.0144	.2577	-.1226	.8088
20.03	-8.00	59.80	.8180	.1809	-.0595	.0147	-.0042	.1706	-.1193	.8305
20.03	-4.01	60.02	.8316	.1868	-.0647	.0066	.0058	.0843	-.1184	.8453
20.03	.01	59.90	.8345	.1885	-.0618	.0013	.0021	.0077	-.1180	.8486
20.02	4.00	60.02	.8231	.1818	-.0632	-.0027	-.0032	-.0692	-.1204	.8356
20.01	8.03	59.79	.8147	.1728	-.0576	-.0156	.0026	-.1514	-.1259	.8247
20.00	12.01	60.04	.7902	.1685	-.0532	-.0221	.0132	-.2442	-.1215	.8002
19.99	16.02	59.96	.7664	.1665	-.0470	-.0226	.0248	-.3516	-.1152	.7771

Table A2. Continued

ALPHA	BETA	Q	CL	CD	CPM	CRM	CYM	CSF	CAF	CNF
RUN = 357										
30.06	16.02	59.92	1.0874	.4765	-.0708	-.0480	.0421	-.2982	-.1419	1.1799
30.06	11.98	60.24	1.0945	.4745	-.0728	-.0398	.0181	-.2222	-.1473	1.1850
30.07	8.00	59.77	1.1336	.4888	-.0893	-.0226	-.0019	-.1650	-.1548	1.2259
30.08	4.00	60.11	1.1383	.4880	-.0905	-.0133	-.0015	-.0907	-.1581	1.2296
30.08	.00	59.99	1.1329	.4888	-.0924	-.0004	.0075	.0092	-.1548	1.2253
30.06	-4.00	60.11	1.1035	.4791	-.0928	.0079	.0130	.0862	-.1481	1.1951
30.07	-8.00	60.12	1.0863	.4842	-.0877	.0166	.0111	.1531	-.1352	1.1827
30.08	-12.00	60.13	1.0722	.4754	-.0813	.0289	-.0097	.2242	-.1363	1.1661
30.07	-16.01	59.92	1.0483	.4750	-.0767	.0419	-.0190	.2968	-.1245	1.1452
RUN = 358										
40.09	-16.01	59.92	1.0464	.7734	-.1045	.0417	.0105	.0838	-.0923	1.2986
40.07	-11.99	60.15	1.0314	.7802	-.1045	.0195	.0167	-.0320	-.0771	1.2915
40.05	-8.00	60.14	1.0105	.7665	-.1171	.0133	.0167	-.0334	-.0736	1.2667
40.03	-4.01	60.02	1.0224	.7752	-.1216	.0067	.0106	-.0530	-.0743	1.2814
40.02	.00	60.02	1.0263	.7755	-.1244	-.0007	.0044	-.0176	-.0762	1.2846
40.01	4.00	60.02	1.0274	.7778	-.1182	-.0101	-.0028	.0585	-.0750	1.2870
40.01	8.02	60.13	1.0181	.7712	-.1128	-.0201	-.0050	.0586	-.0742	1.2756
40.02	12.04	59.66	1.0440	.7771	-.1092	-.0227	-.0169	.0323	-.0865	1.2992
40.05	16.04	60.02	1.0470	.7710	-.1004	-.0371	-.0123	-.0564	-.0936	1.2975
RUN = 359										
50.07	16.00	59.91	.9030	.9713	-.1023	-.0255	-.0299	.0634	-.0785	1.3244
50.05	11.98	60.04	.8955	.9664	-.1053	-.0154	-.0102	.0885	-.0756	1.3158
50.04	8.01	60.04	.8847	.9559	-.1118	-.0109	.0183	.0725	-.0740	1.3009
50.02	4.00	60.03	.8799	.9492	-.1231	-.0062	.0114	.0335	-.0741	1.2926
50.02	-.01	59.66	.8790	.9484	-.1296	.0003	-.0090	-.0094	-.0739	1.2915
50.03	-4.02	60.04	.8879	.9586	-.1273	.0052	-.0197	-.0668	-.0745	1.3051
50.10	-8.00	60.04	.9348	1.0031	-.1141	.0108	.0001	-.1227	-.0838	1.3692
50.11	-12.00	60.04	.9037	.9749	-.1017	.0186	.0191	-.1068	-.0783	1.3275

Table A2. Continued

ALPHA	BETA	Q	CL	CD	CPM	CRM	CYM	CSF	CAF	CNF
RUN = 360										
50.13	-16.03	60.04	.9121	.9739	-.0970	.0338	.0251	-.0788	-.0857	1.3321
55.04	-16.01	60.05	.8317	1.0535	-.0944	.0218	.0160	-.0588	-.0880	1.3399
55.02	-11.99	60.18	.8157	1.0384	-.0953	.0144	-.0005	-.0757	-.0829	1.3184
55.01	-7.99	60.05	.8368	1.0602	-.1101	.0068	-.0091	-.1089	-.0874	1.3484
54.94	-3.99	60.04	.8017	1.0262	-.1274	.0040	-.0181	-.0645	-.0765	1.3006
54.93	.00	60.17	.8041	1.0188	-.1245	.0020	.0116	-.0147	-.0826	1.2958
54.93	4.02	60.04	.8037	1.0253	-.1209	-.0042	.0187	.0422	-.0784	1.3010
54.94	8.00	59.67	.8011	1.0247	-.1162	-.0074	.0165	.0709	-.0768	1.2989
54.95	12.02	59.80	.8058	1.0272	-.1105	-.0149	-.0058	.0820	-.0792	1.3037
54.96	15.99	60.05	.8202	1.0415	-.1022	-.0224	-.0182	.0442	-.0831	1.3237
RUN = 361										
17.02	5.00	59.99	.7148	.1266	-.0596	-.0095	.0027	-.0868	-.0991	.7205
20.04	5.00	59.91	.8274	.1867	-.0620	-.0050	-.0022	-.0897	-.1190	.8413
25.10	5.00	59.87	.9840	.3126	-.0685	-.0072	-.0156	-.0949	-.1453	1.0236
30.06	5.00	60.11	1.1356	.4909	-.0886	-.0140	-.0063	-.1063	-.1549	1.2287
32.04	5.00	60.00	1.1595	.5588	-.0975	-.0178	.0045	-.0966	-.1524	1.2793
35.06	5.00	59.96	1.0709	.6545	-.1223	.0022	-.0157	-.0458	-.0903	1.2525
39.99	5.00	60.01	1.0142	.7695	-.1192	-.0148	-.0054	.0571	-.0729	1.2716
45.07	5.00	60.21	.9550	.8720	-.1179	-.0067	.0049	.0705	-.0705	1.2918
50.06	5.00	60.04	.8783	.9557	-.1255	-.0077	.0105	.0604	-.0698	1.2966
55.05	5.00	60.18	.7995	1.0276	-.1220	-.0053	.0206	.0427	-.0765	1.3003
55.77	5.00	60.11	.7880	1.0359	-.1187	-.0052	.0264	.0393	-.0786	1.2997
RUN = 362										
17.02	.00	59.98	.7145	.1244	-.0512	-.0004	-.0009	.0041	-.0975	.7196
20.02	.00	60.02	.8429	.1856	-.0431	.0012	.0007	.0002	-.1217	.8555
25.04	.00	60.21	1.0230	.3126	-.0232	-.0083	.0044	.0065	-.1575	1.0592
30.10	.00	60.22	1.1818	.4918	-.0204	-.0035	.0067	.0002	-.1752	1.2691
32.00	.00	60.11	1.2050	.5688	-.0194	.0056	-.0009	.0091	-.1643	1.3233
35.06	.00	59.95	1.0913	.6515	-.0389	-.0008	-.0003	.0003	-.1018	1.2675
39.96	.00	60.01	1.0961	.8016	-.0283	.0033	-.0013	-.0060	-.0977	1.3550
44.97	.00	59.95	1.0406	.9105	-.0168	-.0003	.0047	-.0126	-.0992	1.3797
49.99	.00	59.91	.9701	1.0085	-.0020	-.0002	.0055	-.0049	-.1023	1.3962
55.00	.00	59.80	.8869	1.0952	.0124	-.0004	.0008	-.0041	-.1060	1.4058
56.06	.00	59.75	.8691	1.1157	.0102	-.0007	.0016	.0033	-.1058	1.4109

Table A2. Continued

ALPHA	BETA	Q	CL	CD	CPM	CRM	CYM	CSF	CAF	CNF
RUN = 363										
17.07	5.01	60.33	.7185	.1251	-.0541	-.0102	.0025	-.0848	-.1001	.7236
20.03	5.01	59.90	.8368	.1832	-.0417	-.0067	-.0002	-.0864	-.1234	.8489
25.01	5.01	59.63	1.0178	.3053	-.0206	-.0128	-.0016	-.0860	-.1626	1.0515
29.98	5.01	59.99	1.1793	.4866	-.0196	-.0176	.0074	-.0836	-.1767	1.2647
32.06	5.01	60.23	1.2168	.5686	-.0169	-.0189	.0011	-.0733	-.1731	1.3330
34.99	5.01	59.94	1.0977	.6453	-.0449	-.0005	-.0117	-.0604	-.1098	1.2693
39.96	5.01	60.01	1.1192	.8114	-.0397	-.0102	-.0132	-.0088	-.1056	1.3790
45.00	5.01	59.47	1.0556	.9256	-.0120	-.0094	-.0107	.0368	-.1004	1.4009
50.05	5.01	60.41	.9779	1.0188	.0084	-.0076	.0099	.0087	-.1038	1.4089
55.00	5.01	60.17	.8957	1.1049	.0205	-.0072	.0085	-.0015	-.1080	1.4188
56.28	5.01	60.14	.8699	1.1175	.0216	-.0057	.0017	-.0005	-.1113	1.4123
RUN = 364										
29.97	-16.01	59.81	1.0935	.4786	-.0115	.0438	-.0154	.2963	-.1416	1.1864
29.98	-11.99	60.36	1.1276	.4837	-.0148	.0286	-.0023	.2217	-.1542	1.2185
29.98	-8.00	60.00	1.1413	.4868	-.0164	.0185	.0036	.1443	-.1585	1.2318
29.98	-4.00	60.10	1.1572	.4829	-.0237	.0091	.0063	.0716	-.1699	1.2437
30.00	.00	59.87	1.1871	.4947	-.0216	-.0042	.0071	.0056	-.1749	1.2754
29.99	4.02	59.99	1.1913	.4929	-.0212	-.0155	.0075	-.0627	-.1785	1.2781
29.98	8.01	60.11	1.1662	.4838	-.0162	-.0272	.0070	-.1308	-.1736	1.2519
29.97	12.00	60.01	1.1516	.4794	-.0090	-.0358	.0116	-.2214	-.1700	1.2370
29.95	16.02	59.91	1.1184	.4729	-.0049	-.0483	.0301	-.2994	-.1586	1.2052
RUN = 365										
39.97	16.02	60.11	1.0448	.7514	.0027	-.0381	-.0077	-.0459	-.1048	1.2833
39.97	12.00	59.88	1.0615	.7637	-.0077	-.0302	-.0021	-.0140	-.1062	1.3041
40.00	8.01	59.91	1.1474	.8343	-.0420	-.0113	-.0207	-.0102	-.1079	1.4153
40.00	4.00	60.03	1.1225	.8186	-.0390	-.0080	-.0075	-.0079	-.1040	1.3861
40.00	.00	59.79	1.0944	.8033	-.0284	.0013	.0011	-.0008	-.0977	1.3547
40.00	-4.00	59.91	1.1049	.8110	-.0319	.0123	.0117	-.0055	-.0988	1.3677
40.02	-8.02	60.39	1.1183	.8219	-.0397	.0141	.0231	-.0095	-.0994	1.3849
40.01	-12.00	60.36	1.0372	.7601	-.0121	.0309	.0067	.0018	-.0944	1.2831
40.03	-16.02	59.89	1.0491	.7510	-.0022	.0475	.0135	.0460	-.1096	1.2863

Table A2. Continued

ALPHA	BETA	Q	CL	CD	CPM	CRM	CYM	CSF	CAF	CNF
RUN = 366										
49.96	-16.02	59.91	1.0077	1.0326	.0326	.0266	.0070	-.0043	-.1167	1.4388
49.95	-11.99	59.78	1.0430	1.0744	.0072	.0157	.0321	-.0853	-.1166	1.4936
49.91	-7.99	60.27	1.0179	1.0509	.0017	.0110	.0235	-.0698	-.1115	1.4595
49.88	-4.00	60.27	.9897	1.0270	.0081	.0063	.0051	-.0345	-.1042	1.4231
49.85	.01	60.14	.9781	1.0117	.0021	.0009	.0115	-.0086	-.1046	1.4039
49.87	4.00	60.02	.9881	1.0234	.0060	-.0056	.0063	.0038	-.1051	1.4193
49.88	8.01	60.15	1.0163	1.0469	.0100	-.0105	-.0034	.0272	-.1119	1.4554
49.89	12.00	60.27	1.0250	1.0500	.0134	-.0196	-.0067	.0129	-.1166	1.4635
49.91	16.00	60.03	1.0254	1.0501	.0291	-.0239	-.0172	.0800	-.1175	1.4637
RUN = 367										
55.08	16.00	59.68	.9454	1.1475	.0453	-.0212	-.0066	.0276	-.1273	1.4820
55.05	11.99	59.80	.9511	1.1586	.0249	-.0151	-.0076	.0391	-.1249	1.4945
55.03	8.00	59.93	.9096	1.1222	.0246	-.0110	.0098	.0040	-.1112	1.4409
55.01	4.01	59.80	.8973	1.1044	.0202	-.0052	.0063	-.0065	-.1110	1.4193
55.01	.00	59.92	.8884	1.1007	.0101	.0001	.0060	-.0080	-.1057	1.4111
55.02	-4.00	59.93	.9034	1.1182	.0166	.0073	.0003	-.0106	-.1083	1.4341
55.06	-8.01	59.68	.9399	1.1557	.0125	.0117	.0243	-.0372	-.1178	1.4857
55.10	-12.02	59.81	.9652	1.1805	.0229	.0147	.0116	-.0422	-.1256	1.5204
55.13	-16.00	60.06	.9484	1.1606	.0399	.0238	.0083	-.0233	-.1239	1.4944
RUN = 368										
40.00	-16.03	60.48	1.0455	.7469	-.0082	.0474	.0064	.0703	-.1066	1.2810
39.98	-12.08	60.24	1.0536	.7689	-.0228	.0306	.0163	.0171	-.0947	1.3014
40.00	-8.06	60.50	1.1212	.8193	-.0434	.0104	.0314	.0270	-.1001	1.3856
40.00	-4.00	60.62	1.1088	.8082	-.0357	.0069	.0200	.0264	-.1007	1.3689
40.00	.01	60.74	1.0977	.8050	-.0310	.0000	.0028	.0172	-.0961	1.3583
39.99	4.01	60.62	1.0970	.8028	-.0299	-.0151	-.0026	.0131	-.0972	1.3564
39.99	8.01	60.38	1.1334	.8232	-.0362	-.0157	-.0190	.0151	-.1049	1.3974
39.97	12.00	60.11	1.0466	.7540	-.0044	-.0317	-.0044	-.0045	-.1018	1.2865
39.98	15.99	60.35	1.0388	.7455	.0069	-.0383	-.0080	-.0380	-.1037	1.2750

Table A2. Continued

ALPHA	BETA	Q	GL	CD	GPM	GRM	CYM	CSF	CAF	CNF
RUN = 369										
50.10	15.99	59.79	1.0207	1.0524	.0292	-.0241	-.0166	.0834	-.1149	1.4621
50.10	12.10	60.29	1.0274	1.0582	.0167	-.0171	-.0009	.0398	-.1164	1.4708
50.08	8.01	59.79	1.0348	1.0650	.0028	-.0115	.0041	.0219	-.1171	1.4809
50.06	4.00	59.91	1.0066	1.0409	.0031	-.0036	.0210	.0200	-.1105	1.4443
50.05	.00	60.16	.9845	1.0237	-.0038	.0015	.0252	-.0027	-.1045	1.4169
50.05	-4.00	60.04	.9823	1.0259	.0031	.0085	.0113	-.0242	-.1014	1.4172
50.08	-8.01	59.67	1.0045	1.0452	.0043	.0111	.0306	-.0715	-.1069	1.4463
50.09	-12.02	59.92	1.0163	1.0544	-.0021	.0174	.0425	-.0875	-.1105	1.4608
50.11	-15.99	60.04	1.0340	1.0680	.0013	.0236	.0325	-.0428	-.1159	1.4826
RUN = 370										
40.02	15.99	60.37	1.0834	.7757	.0016	-.0335	-.0083	-.0495	-.1095	1.3285
40.02	11.98	60.49	1.0682	.7692	-.0029	-.0265	.0001	-.0189	-.1048	1.3127
40.02	7.99	59.90	1.1014	.7972	-.0125	-.0200	.0013	.0367	-.1047	1.3561
40.03	3.98	59.92	1.1257	.8171	-.0272	-.0070	-.0039	.0124	-.1054	1.3875
40.04	.02	59.80	1.1024	.8082	-.0208	.0025	-.0038	-.0427	-.0975	1.3639
40.05	-4.04	59.57	1.1235	.8161	-.0211	.0108	-.0032	-.0614	-.1054	1.3852
40.06	-8.03	60.27	1.0830	.7899	-.0067	.0199	-.0020	-.0489	-.0996	1.3372
40.06	-12.06	60.03	1.0686	.7819	-.0008	.0260	.0006	.0001	-.0966	1.3211
40.13	-16.06	59.95	1.1743	.8466	-.0187	.0178	.0152	.0840	-.1168	1.4435
RUN = 371										
50.04	-16.06	60.78	1.0199	1.0642	.0073	.0325	.0327	-.1067	-.1050	1.4708
50.03	-12.00	60.53	1.0119	1.0460	.0241	.0208	.0122	-.1033	-.1103	1.4517
50.03	-8.00	59.79	1.0288	1.0642	.0249	.0110	.0005	-.0552	-.1117	1.4764
50.00	-4.00	60.03	1.0007	1.0417	.0237	.0063	-.0193	-.0522	-.1039	1.4412
49.96	-.02	60.53	.9783	1.0187	.0127	-.0008	-.0040	-.0021	-.1004	1.4093
49.97	4.00	60.28	.9964	1.0310	.0177	-.0054	.0190	.0154	-.1068	1.4303
50.04	8.00	60.53	1.0090	1.0423	.0232	-.0125	.0029	.0311	-.1108	1.4470
50.03	12.03	60.41	1.0206	1.0577	.0190	-.0193	-.0230	.0853	-.1095	1.4662
50.01	16.02	60.41	1.0019	1.0422	.0143	-.0284	-.0344	.0866	-.1046	1.4423

Table A2. Continued

ALPHA	BETA	Q	CL	CD	CPM	CRM	CYM	CSF	CAF	CNF
RUN = 372										
30.07	16.02	60.15	1.1182	.4798	.0085	-.0499	.0284	-.2830	-.1529	1.2081
30.11	12.00	60.13	1.1689	.4893	.0062	-.0370	.0185	-.1956	-.1709	1.2567
30.11	8.02	60.23	1.1820	.4913	-.0048	-.0304	.0174	-.1158	-.1757	1.2690
30.11	4.00	60.22	1.1970	.4953	-.0131	-.0171	.0106	-.0521	-.1798	1.2840
30.10	-.01	60.45	1.1878	.4930	-.0104	-.0031	.0038	-.0074	-.1771	1.2749
30.09	-4.06	60.22	1.1762	.4902	-.0146	.0130	-.0024	.0440	-.1734	1.2635
30.11	-8.05	60.00	1.1537	.4873	-.0067	.0201	-.0089	.1032	-.1652	1.2425
30.10	-12.01	59.66	1.1377	.4859	-.0013	.0271	-.0096	.1867	-.1582	1.2279
30.11	-16.00	59.80	1.1027	.4790	.0057	.0417	-.0171	.2686	-.1469	1.1942
RUN = 373										
30.02	15.99	60.50	1.1167	.4720	-.0149	-.0462	.0183	-.3228	-.1570	1.2030
30.06	12.03	60.59	1.1554	.4791	-.0112	-.0362	.0093	-.2320	-.1713	1.2399
30.08	8.00	60.46	1.1774	.4898	-.0134	-.0271	.0073	-.1475	-.1734	1.2643
30.00	3.99	60.34	1.1890	.4894	-.0168	-.0156	.0079	-.0634	-.1779	1.2744
29.99	.02	60.22	1.1828	.4887	-.0149	-.0036	.0040	-.0075	-.1752	1.2688
29.97	-4.04	59.98	1.1501	.4783	-.0176	.0103	.0054	.0641	-.1675	1.2352
29.98	-7.99	59.88	1.1477	.4856	-.0145	.0191	-.0016	.1231	-.1603	1.2368
30.00	-12.04	60.59	1.1375	.4817	-.0111	.0293	-.0148	.2011	-.1589	1.2260
29.99	-16.00	60.26	1.1016	.4740	-.0034	.0426	-.0198	.2735	-.1475	1.1910
RUN = 374										
40.12	-16.00	60.43	1.1684	.8317	-.0630	.0202	.0557	.1699	-.1241	1.4294
40.11	-12.01	60.55	1.1476	.8374	-.0526	.0037	.0632	.0958	-.1061	1.4172
40.10	-8.00	60.41	1.0956	.8085	-.0365	.0092	.0376	.0472	-.0945	1.3588
40.11	-12.03	60.31	1.1413	.8332	-.0512	.0075	.0532	.1017	-.1054	1.4097
40.12	-16.01	59.95	1.1681	.8356	-.0595	.0219	.0534	.1694	-.1211	1.4317
40.10	-4.02	60.53	1.0932	.8056	-.0255	.0061	.0234	.0460	-.0955	1.3551
40.10	.03	60.29	1.0922	.8064	-.0227	-.0004	.0027	-.0164	-.0943	1.3548
40.09	3.98	60.53	1.0950	.8062	-.0279	-.0037	-.0203	-.0564	-.0961	1.3569
40.07	8.02	60.40	1.1064	.8095	-.0318	-.0101	-.0349	-.0487	-.1003	1.3678
40.08	12.01	60.30	1.1546	.8348	-.0503	-.0090	-.0472	-.0825	-.1123	1.4209
40.05	16.06	60.38	1.0661	.7720	-.0254	-.0347	-.0208	-.0926	-.1026	1.3129

Table A2. Continued

ALPHA	BETA	Q	CL	CD	CPM	CRM	CYM	CSF	CAF	CNF
RUN = 375										
49.98	16.06	60.40	1.0122	1.0457	.0033	-.0270	-.0385	.0605	-.1099	1.4517
50.00	12.00	60.16	1.0259	1.0586	.0091	-.0158	-.0251	.0495	-.1126	1.4704
49.99	8.02	60.28	.9843	1.0249	.0160	-.0123	-.0098	.0236	-.1021	1.4178
49.98	4.08	60.03	.9754	1.0156	.0114	-.0077	-.0013	.0063	-.1010	1.4050
49.98	-.01	59.78	.9756	1.0172	.0054	.0014	-.0109	.0001	-.1002	1.4064
50.01	-4.04	59.54	.9872	1.0285	.0119	.0055	-.0031	-.0207	-.1026	1.4224
50.03	-8.00	59.91	1.0116	1.0511	.0063	.0106	.0306	-.0574	-.1075	1.4554
50.02	-11.98	59.91	1.0144	1.0546	.0002	.0199	.0347	-.0729	-.1070	1.4598
50.03	-16.00	60.16	1.0205	1.0586	-.0069	.0284	.0496	-.0794	-.1095	1.4668
RUN = 376										
30.13	16.05	60.15	1.1362	.4790	-.0016	-.0493	.0328	-.2956	-.1634	1.2231
30.16	12.04	60.48	1.1642	.4860	-.0070	-.0374	.0146	-.2144	-.1722	1.2508
30.16	8.02	60.00	1.1801	.4888	-.0133	-.0272	.0066	-.1388	-.1779	1.2660
30.17	4.00	60.22	1.1975	.4956	-.0149	-.0162	.0070	-.0688	-.1810	1.2844
30.17	-.01	60.22	1.1917	.4956	-.0135	-.0030	.0043	-.0061	-.1780	1.2794
30.16	-4.00	59.99	1.1697	.4913	-.0197	.0092	.0093	.0575	-.1706	1.2581
30.06	-8.02	59.88	1.1429	.4826	-.0159	.0172	.0064	.1365	-.1624	1.2309
30.05	-12.01	59.67	1.1236	.4813	-.0177	.0277	.0021	.2220	-.1537	1.2136
30.03	-16.00	59.34	1.1002	.4746	-.0147	.0417	-.0101	.2986	-.1476	1.1900
RUN = 377										
39.97	-16.05	61.07	1.0696	.7640	-.0117	.0460	.0086	.0643	-.1090	1.3105
39.94	-12.00	60.47	1.0717	.7790	-.0227	.0276	.0174	.0248	-.0983	1.3218
39.95	-7.99	60.01	1.1110	.8110	-.0336	.0119	.0254	.0092	-.0991	1.3725
39.95	-4.00	60.37	1.1132	.8073	-.0296	.0060	.0092	.0046	-.1034	1.3718
39.93	-.02	60.48	1.0951	.8016	-.0246	-.0016	.0051	.0132	-.0958	1.3542
39.92	4.00	60.24	1.0920	.7970	-.0204	-.0141	.0010	.0057	-.0970	1.3489
39.93	8.00	60.13	1.1302	.8164	-.0356	-.0124	-.0188	-.0006	-.1070	1.3907
39.92	12.01	60.93	1.0690	.7670	-.0142	-.0291	-.0072	-.0040	-.1053	1.3120
39.93	16.05	60.34	1.0467	.7514	.0077	-.0389	.0008	-.0497	-.1032	1.2849

Table A2. Continued

ALPHA	BETA	Q	CL	CD	CPM	CRM	CYM	CSF	CAF	CNF
RUN = 378										
49.97	16.05	59.91	1.0151	1.0501	-.0166	-.0321	-.0529	.0572	-.1087	1.4570
49.99	12.10	60.16	.9924	1.0330	-.0144	-.0226	-.0559	.0413	-.1027	1.4292
49.99	8.01	60.03	.9872	1.0286	-.0044	-.0167	-.0455	.0189	-.1016	1.4225
50.01	4.01	59.91	.9875	1.0275	-.0029	-.0108	-.0334	.0051	-.1031	1.4219
50.03	.00	59.54	.9880	1.0277	.0011	-.0015	-.0191	-.0050	-.1038	1.4223
50.03	-4.00	60.41	.9824	1.0219	.0054	.0080	.0235	-.0202	-.1034	1.4142
50.04	-8.03	60.28	.9990	1.0381	-.0031	.0159	.0482	-.0339	-.1059	1.4373
50.03	-12.01	59.91	1.0034	1.0430	-.0089	.0219	.0496	-.0543	-.1060	1.4439
50.02	-16.04	60.03	1.0092	1.0516	-.0230	.0344	.0657	-.0616	-.1047	1.4542
RUN = 379										
30.03	16.02	60.04	1.1213	.4747	.0059	-.0461	.0226	-.3069	-.1561	1.2083
30.06	11.99	60.13	1.1581	.4830	.0070	-.0355	.0104	-.2071	-.1682	1.2443
30.08	8.01	60.23	1.1758	.4874	.0030	-.0284	.0122	-.1169	-.1735	1.2617
30.09	3.99	60.34	1.1959	.4947	-.0022	-.0171	.0118	-.0562	-.1776	1.2827
30.09	.00	60.45	1.1843	.4879	-.0023	-.0047	.0062	-.0116	-.1778	1.2693
30.09	-4.06	60.33	1.1669	.4837	-.0045	.0113	.0012	.0318	-.1724	1.2522
30.09	-8.12	59.99	1.1373	.4810	.0026	.0187	-.0057	.1019	-.1599	1.2252
30.08	-12.00	59.66	1.1295	.4798	.0060	.0274	-.0053	.1969	-.1565	1.2179
30.07	-16.00	59.92	1.0943	.4749	.0050	.0391	-.0103	.2813	-.1427	1.1850
RUN = 380										
40.00	-16.00	59.66	1.0686	.7671	-.0344	.0469	.0487	.1907	-.1042	1.3117
40.04	-11.99	60.04	1.1052	.7977	-.0379	.0343	.0470	.1383	-.1052	1.3594
40.06	-8.05	59.93	1.1192	.8079	-.0223	.0233	.0342	.1033	-.1066	1.3766
40.07	-4.05	59.93	1.1012	.8070	-.0069	.0085	.0079	.0131	-.0961	1.3622
40.06	-.01	59.92	1.0913	.8021	-.0021	.0057	-.0185	-.0538	-.0930	1.3514
40.06	4.02	60.16	1.1066	.8090	-.0128	-.0074	-.0179	-.0433	-.0976	1.3676
40.04	8.01	60.28	1.1259	.8177	-.0183	-.0070	-.0380	-.0886	-.1029	1.3880
40.02	12.01	60.04	1.1289	.8113	-.0336	-.0164	-.0488	-.1402	-.1091	1.3863
40.01	16.00	60.39	1.1412	.8074	-.0441	-.0259	-.0554	-.1841	-.1198	1.3932

Table A2. Continued

ALPHA	BETA	Q	CL	CD	CPM	CRM	CYM	CSF	CAF	CNF
RUN = 381										
30.02	-16.01	59.81	1.1018	.4803	.0030	.0413	-.0151	.2864	-.1426	1.1943
30.04	-11.95	60.01	1.1311	.4843	.0047	.0280	-.0075	.1998	-.1544	1.2216
30.04	-8.01	60.11	1.1539	.4901	.0067	.0188	-.0043	.1067	-.1611	1.2442
30.04	-3.98	60.22	1.1677	.4862	-.0052	.0117	-.0014	.0404	-.1712	1.2543
30.05	.01	59.99	1.1972	.4955	-.0021	-.0058	.0069	.0055	-.1783	1.2844
30.04	4.02	59.99	1.1884	.4943	-.0021	-.0177	.0142	-.0352	-.1750	1.2762
30.04	8.02	59.88	1.1735	.4887	.0058	-.0272	.0155	-.1026	-.1724	1.2605
30.04	12.02	60.01	1.1596	.4867	.0079	-.0338	.0108	-.1985	-.1673	1.2474
30.00	16.01	59.92	1.1219	.4775	.0049	-.0449	.0224	-.2973	-.1558	1.2104
RUN = 382										
39.99	16.01	59.92	1.1585	.8242	-.0387	-.0240	-.0509	-.2011	-.1212	1.4173
40.02	11.98	60.16	1.1584	.8313	-.0326	-.0078	-.0613	-.1409	-.1166	1.4217
40.04	8.01	60.16	1.1207	.8224	-.0183	-.0099	-.0252	-.0580	-.0999	1.3871
40.05	4.02	59.81	1.1038	.8120	-.0112	-.0080	-.0095	-.0401	-.0974	1.3674
40.06	.00	59.81	1.1108	.8125	-.0047	.0009	-.0126	-.0682	-.1019	1.3731
40.07	-4.00	60.05	1.1142	.8212	-.0072	.0092	.0029	-.0125	-.0978	1.3812
40.06	-8.01	59.93	1.1096	.8180	-.0165	.0090	.0413	.1036	-.0971	1.3757
40.05	-12.05	60.17	1.1266	.8190	-.0375	.0292	.0525	.1413	-.1071	1.3894
40.00	-16.03	60.26	1.0684	.7714	-.0308	.0440	.0559	.1973	-.1053	1.3143
RUN = 383										
16.99	.00	59.98	.7204	.1238	-.0506	-.0001	-.0007	.0050	-.0998	.7252
20.03	.00	59.90	.8503	.1888	-.0426	.0017	.0015	.0017	-.1218	.8635
25.05	.00	59.98	1.0228	.3121	-.0219	-.0073	.0028	.0032	-.1584	1.0587
30.04	.00	59.87	1.1916	.4904	-.0179	-.0046	.0025	-.0193	-.1802	1.2771
32.09	.00	59.77	1.2130	.5761	-.0146	.0013	-.0032	.0059	-.1647	1.3337
35.05	.00	59.96	1.1072	.6636	-.0443	.0070	-.0001	.0069	-.1014	1.2875
39.95	.00	60.37	1.0947	.8027	-.0243	.0012	-.0002	-.0225	-.0963	1.3546
44.99	.00	59.96	1.0709	.9377	-.0143	-.0048	-.0249	-.0528	-.1025	1.4204
49.97	.00	59.66	.9916	1.0334	-.0017	.0021	.0268	.0117	-.1032	1.4290
54.98	.00	60.05	.9019	1.1126	.0101	.0030	.0328	.0091	-.1088	1.4287
56.06	.00	59.75	.8791	1.1338	.0101	.0011	.0327	.0057	-.1050	1.4314

Table A2. Continued

ALPHA	BETA	Q	CL	CD	CPM	CRM	CYM	CSF	CAF	CNF
RUN = 384										
30.07	-15.96	60.03	1.1106	.4801	-.0008	.0416	-.0222	.2598	-.1518	1.2017
30.06	-12.00	59.89	1.1436	.4877	-.0125	.0278	-.0171	.1910	-.1617	1.2341
30.06	-7.99	60.34	1.1490	.4859	-.0123	.0196	-.0077	.1207	-.1660	1.2378
30.04	-3.98	59.99	1.1630	.4883	-.0228	.0097	.0047	.0694	-.1705	1.2512
30.06	-.01	60.10	1.1827	.4903	-.0173	-.0043	.0033	-.0144	-.1792	1.2692
30.05	4.00	59.99	1.1900	.4955	-.0192	-.0145	.0028	-.0894	-.1781	1.2782
30.04	8.01	59.89	1.1749	.4901	-.0235	-.0281	.0027	-.1731	-.1750	1.2624
30.03	12.02	60.01	1.1444	.4783	-.0133	-.0340	.0047	-.2373	-.1697	1.2302
30.04	16.02	59.92	1.1397	.4836	.0024	-.0480	.0364	-.2928	-.1630	1.2288
RUN = 385										
39.97	16.00	59.79	1.1541	.8258	-.0649	-.0196	-.0498	-.1927	-.1193	1.4149
39.99	12.02	59.80	1.1638	.8330	-.0546	-.0090	-.0548	-.1429	-.1208	1.4270
39.99	8.01	60.14	1.0994	.8057	-.0374	-.0094	-.0393	-.0881	-.1005	1.3601
40.01	4.00	59.79	1.1029	.8117	-.0245	-.0096	-.0100	-.0080	-.0986	1.3666
40.03	.00	60.03	1.0915	.8044	-.0221	.0041	-.0125	-.0624	-.0974	1.3532
40.04	-4.03	59.80	1.1101	.8105	-.0209	.0082	-.0074	-.0711	-.1053	1.3712
40.03	-8.01	60.02	1.0694	.7915	-.0164	.0235	.0079	-.0393	-.0936	1.3279
40.05	-12.02	60.15	1.0814	.7929	-.0305	.0305	.0231	.0330	-.1007	1.3380
40.09	-16.00	60.06	1.1679	.8446	-.0295	.0221	.0274	.0613	-.1180	1.4374
RUN = 386										
49.99	-16.00	60.03	1.0054	1.0486	-.0176	.0313	.0569	-.0835	-.1074	1.4496
49.96	-12.00	60.15	.9937	1.0414	-.0158	.0227	.0668	-.0538	-.1025	1.4365
49.96	-8.00	60.03	.9953	1.0411	-.0073	.0174	.0611	-.0340	-.1040	1.4374
49.97	-3.99	60.28	.9798	1.0292	-.0073	.0107	.0504	-.0069	-.0999	1.4183
49.96	.02	59.66	.9964	1.0416	.0012	.0039	.0363	.0151	-.1045	1.4384
49.97	4.01	60.28	.9892	1.0318	.0074	-.0053	.0112	.0189	-.1055	1.4263
49.96	7.99	60.28	.9872	1.0294	.0086	-.0132	-.0175	.0042	-.1055	1.4232
49.98	12.03	59.91	1.0056	1.0471	.0198	-.0170	-.0206	.0769	-.1088	1.4486
49.99	16.00	59.91	1.0166	1.0514	.0126	-.0265	-.0333	.0727	-.1146	1.4589

Table A2. Continued

ALPHA	BETA	Q	CL	CD	CPM	CRM	CYM	CSF	CAF	CNF
RUN = 387										
17.05	.00	60.10	.7131	.1245	-.0516	-.0004	-.0009	.0051	-.0982	.7182
20.05	.00	59.90	.8402	.1860	-.0435	.0017	.0001	-.0001	-.1219	.8530
25.04	.00	60.21	1.0194	.3124	-.0229	-.0081	.0025	.0036	-.1569	1.0558
30.05	.00	59.99	1.1876	.4904	-.0178	-.0045	.0021	-.0125	-.1790	1.2736
31.97	.00	59.76	1.2071	.5669	-.0140	.0008	-.0003	-.0041	-.1670	1.3242
35.00	.00	59.83	1.0970	.6594	-.0379	.0068	-.0040	-.0057	-.0982	1.2769
39.98	.00	59.78	1.0918	.8016	-.0278	.0042	-.0113	-.0475	-.0962	1.3517
45.05	.00	59.85	1.0480	.9200	-.0080	.0011	.0036	.0017	-.1006	1.3915
50.02	.00	60.03	.9663	1.0113	.0056	-.0005	.0014	-.0046	-.0994	1.3958
54.97	.00	60.05	.8839	1.0939	.0119	.0014	.0126	.0092	-.1045	1.4031
56.07	.00	59.75	.8693	1.1194	.0142	.0007	.0189	.0096	-.1051	1.4140
RUN = 388										
29.96	-16.00	60.03	1.0848	.4673	-.0242	.0409	-.0049	.3252	-.1474	1.1733
29.98	-12.00	60.01	1.1144	.4741	-.0223	.0272	.0028	.2257	-.1568	1.2023
29.98	-8.00	60.00	1.1336	.4810	-.0178	.0182	.0070	.1477	-.1605	1.2223
29.98	-3.98	60.21	1.1525	.4796	-.0207	.0093	.0072	.0679	-.1714	1.2380
30.01	.00	60.10	1.1860	.4921	-.0196	-.0047	.0034	-.0166	-.1777	1.2731
30.00	4.01	59.99	1.1796	.4872	-.0177	-.0167	.0086	-.0719	-.1785	1.2651
29.98	8.02	60.11	1.1572	.4802	-.0179	-.0275	.0057	-.1503	-.1731	1.2423
29.97	12.01	59.89	1.1435	.4748	-.0122	-.0356	.0068	-.2355	-.1707	1.2278
29.98	16.01	60.03	1.1293	.4774	-.0023	-.0473	.0324	-.2947	-.1616	1.2167
RUN = 389										
40.01	16.01	60.24	1.0557	.7638	.0032	-.0348	-.0086	-.0473	-.1040	1.2996
40.00	12.00	60.13	1.0760	.7825	-.0272	-.0276	-.0201	-.0366	-.1028	1.3272
40.03	8.01	59.91	1.1137	.8122	-.0271	-.0148	-.0188	-.0244	-.1049	1.3752
40.03	.00	59.80	1.0954	.8070	-.0218	.0040	-.0094	-.0571	-.0974	1.3578
40.04	-4.00	59.92	1.1049	.8087	-.0276	.0083	.0042	-.0372	-.1025	1.3661
40.04	-8.02	60.03	1.0711	.7880	-.0212	.0226	.0090	-.0293	-.0966	1.3270
40.03	-12.03	60.13	1.0349	.7627	-.0142	.0275	.0205	.0184	-.0926	1.2830
40.02	-16.03	60.15	1.1278	.8053	-.0579	.0284	.0521	.1519	-.1197	1.3815

Table A2. Continued

ALPHA	BETA	Q	CL	CD	CPM	CRM	CYM	CSF	CAF	CNF
RUN = 390										
50.07	-16.03	59.79	1.0053	1.0488	.0174	.0275	.0212	-.1161	-.1085	1.4494
50.02	-12.03	60.03	.9995	1.0421	.0011	.0179	.0400	-.0422	-.1070	1.4407
50.02	-8.02	59.91	.9958	1.0361	.0031	.0127	.0441	-.0490	-.1080	1.4338
50.01	-4.00	60.03	.9874	1.0321	.0060	.0067	.0143	-.0119	-.1039	1.4253
49.99	.00	60.16	.9725	1.0159	.0045	-.0012	-.0079	-.0160	-.1025	1.4033
50.00	4.02	60.16	.9793	1.0225	.0065	-.0067	.0020	.0045	-.1036	1.4127
50.00	8.01	60.03	.9823	1.0226	.0118	-.0126	-.0015	.0109	-.1058	1.4148
50.03	12.01	60.28	1.0197	1.0566	.0244	-.0168	-.0133	.0937	-.1134	1.4648
50.02	16.00	60.16	1.0058	1.0435	.0213	-.0266	-.0191	.0992	-.1109	1.4459
RUN = 391										
17.03	.00	60.05	1.0159	.2594	-.1917	.0030	.0023	-.0076	-.0580	1.0473
20.03	.00	59.87	1.1207	.3366	-.1753	.0031	.0026	-.0138	-.0766	1.1682
24.04	.00	59.84	1.1971	.4481	-.1442	-.0071	.0054	.0016	-.0877	1.2758
25.10	.00	59.98	1.2268	.4858	-.1379	-.0080	.0069	-.0006	-.0898	1.3171
29.90	.00	59.98	1.2969	.6434	-.1135	-.0010	.0043	-.0087	-.0983	1.4450
32.05	.00	60.10	1.2536	.7147	-.1034	-.0083	.0054	-.0039	-.0693	1.4418
35.02	.00	60.03	1.1395	.7801	-.1124	-.0022	.0032	-.0070	-.0247	1.3809
40.02	.00	60.32	1.1465	.9382	-.0980	-.0025	.0033	-.0126	-.0284	1.4814
44.99	.00	59.85	1.1039	1.0671	-.0759	-.0004	-.0004	-.0115	-.0355	1.5352
50.05	.00	60.16	1.0029	1.1485	-.0432	-.0003	.0030	-.0181	-.0410	1.5244
55.02	.00	59.93	.8798	1.1963	-.0250	-.0019	.0009	-.0217	-.0446	1.4846
56.02	.00	60.12	.8484	1.1950	-.0227	-.0024	.0028	-.0136	-.0452	1.4651
RUN = 392										
17.08	5.00	59.94	1.0231	.2533	-.1975	-.0074	.0078	-.1072	-.0689	1.0524
20.08	5.00	59.87	1.1027	.3273	-.1759	-.0060	.0050	-.1051	-.0818	1.1480
25.02	5.00	59.86	1.2217	.4723	-.1421	-.0158	-.0001	-.0958	-.0994	1.3068
30.02	5.00	59.98	1.2702	.6395	-.1062	-.0092	-.0020	-.0983	-.0924	1.4197
35.01	5.00	59.90	1.1302	.7653	-.1061	-.0109	-.0005	-.0631	-.0324	1.3648
39.98	5.00	59.96	1.1491	.9422	-.0998	-.0158	-.0003	-.0203	-.0270	1.4859
45.05	5.00	59.75	1.1090	1.0745	-.0753	-.0105	-.0033	.0214	-.0361	1.5439
50.04	5.00	60.04	1.0039	1.1506	-.0459	-.0079	-.0016	.0034	-.0408	1.5267
54.97	5.00	60.05	.8869	1.2042	-.0267	-.0081	-.0056	-.0147	-.0452	1.4951
56.02	5.00	60.00	.8643	1.2224	-.0274	-.0075	-.0186	.0027	-.0437	1.4967

Table A2. Continued

ALPHA	BETA	Q	CL	CD	CPM	CRM	CYM	CSF	CAF	CNF
RUN = 393										
29.94	-16.00	60.24	1.1838	.6149	-.0996	.0436	-.0187	.2656	-.0696	1.3327
29.94	-12.03	59.88	1.2300	.6276	-.0988	.0319	-.0091	.2140	-.0817	1.3790
29.93	-8.01	59.99	1.2359	.6332	-.1048	.0224	-.0003	.1388	-.0796	1.3870
29.95	-3.98	59.98	1.2818	.6465	-.1140	.0080	.0056	.0641	-.0914	1.4334
29.96	.02	60.10	1.2931	.6496	-.1140	-.0026	.0032	-.0064	-.0945	1.4447
29.93	4.00	59.87	1.2717	.6408	-.1046	-.0063	-.0001	-.0796	-.0910	1.4218
29.91	8.01	59.87	1.2515	.6368	-.1006	-.0258	.0047	-.1435	-.0838	1.4023
29.91	12.06	60.01	1.2462	.6423	-.1039	-.0394	.0181	-.2201	-.0763	1.4005
29.91	16.01	59.79	1.2253	.6287	-.1016	-.0546	.0306	-.2869	-.0778	1.3756
RUN = 394										
17.12	.00	60.14	.6460	.1754	-.0345	-.0767	-.0364	.1057	-.0306	.6691
20.11	.00	59.95	.7686	.2365	-.0241	-.0772	-.0338	.1070	-.0504	.8031
25.04	.00	59.91	.9429	.3554	-.0044	-.0749	-.0240	.0977	-.0855	1.0046
29.99	.00	60.01	1.0536	.4991	.0111	-.0644	-.0095	.0729	-.1029	1.1620
32.05	.00	60.13	1.0653	.5739	-.0002	-.0582	-.0032	.0645	-.0873	1.2075
35.08	.00	60.43	1.0104	.6513	-.0184	-.0243	-.0161	.0337	-.0563	1.2011
40.10	.00	59.95	1.0504	.8224	-.0105	-.0259	-.0188	.0054	-.0560	1.3332
45.01	.00	59.72	1.0017	.9284	.0171	-.0241	-.0076	-.0341	-.0603	1.3648
50.11	.00	60.41	.9144	1.0123	.0428	-.0268	.0070	-.0505	-.0605	1.3631
55.09	.00	59.93	.8261	1.0817	.0473	-.0268	.0156	-.0513	-.0664	1.3598
56.09	.00	60.13	.8007	1.0878	.0520	-.0265	.0139	-.0462	-.0656	1.3495
RUN = 395										
17.05	5.01	60.25	.6128	.1666	-.0157	-.0832	-.0354	.0179	-.0295	.6348
20.03	5.01	59.94	.7169	.2274	-.0022	-.0763	-.0358	.0188	-.0410	.7514
25.09	5.01	60.01	.9168	.3452	.0107	-.0814	-.0346	.0151	-.0852	.9767
30.06	5.01	60.01	1.0193	.5027	.0090	-.0699	-.0114	-.0132	-.0847	1.1340
35.13	5.01	59.85	.9948	.6371	-.0071	-.0342	-.0212	-.0197	-.0607	1.1802
40.06	5.01	59.80	1.0254	.7996	-.0010	-.0390	-.0207	.0010	-.0569	1.2994
45.06	5.01	60.22	1.0144	.9380	.0180	-.0343	-.0157	.0300	-.0642	1.3805
50.00	5.01	60.16	.8986	.9916	.0460	-.0326	-.0051	-.0093	-.0597	1.3372
55.09	5.01	59.81	.7952	1.0481	.0570	-.0319	-.0031	-.0492	-.0607	1.3145
56.07	5.01	59.88	.7748	1.0606	.0613	-.0321	.0029	-.0499	-.0593	1.3125

Table A2. Continued

ALPHA	BETA	Q	CL	CD	CPM	CRM	CYM	CSF	CAF	CNF
RUN = 396										
17.01	-5.01	59.93	.6636	.1795	-.0537	-.0654	-.0448	.2005	-.0320	.6871
20.04	-5.01	59.96	.8029	.2437	-.0494	-.0693	-.0411	.2073	-.0558	.8378
25.04	-5.01	59.80	.9518	.3518	-.0120	-.0650	-.0241	.1875	-.0936	1.0112
30.10	-5.01	60.02	1.0489	.4995	.0028	-.0434	-.0135	.1547	-.1034	1.1580
35.04	-5.01	59.96	.9987	.6475	-.0233	-.0136	-.0083	.0752	-.0528	1.1894
40.02	-5.01	60.04	1.0393	.8193	-.0098	-.0111	-.0142	.0105	-.0503	1.3228
45.00	-5.01	60.45	1.0065	.9377	.0157	-.0241	.0127	-.0687	-.0578	1.3747
49.99	-5.01	59.78	.9406	1.0334	.0370	-.0261	.0031	-.0698	-.0650	1.3963
55.06	-5.01	59.55	.8607	1.1195	.0429	-.0214	.0223	-.0590	-.0733	1.4107
56.13	-5.01	60.01	.8422	1.1379	.0381	-.0211	.0134	-.0383	-.0738	1.4142
RUN = 397										
30.02	16.08	59.92	.9702	.4798	.0431	-.0971	.0030	-.2077	-.0798	1.0801
29.96	12.02	60.01	.9721	.4801	.0090	-.1008	.0141	-.1274	-.0795	1.0820
29.98	8.01	59.90	1.0122	.4971	-.0103	-.0856	.0017	-.0696	-.0851	1.1252
30.02	4.03	60.13	1.0291	.5013	.0032	-.0637	-.0117	-.0048	-.0907	1.1419
30.03	.00	59.90	1.0717	.5084	.0019	-.0587	-.0107	.0673	-.1062	1.1822
30.03	-5.07	59.79	1.0725	.5108	-.0060	-.0388	-.0118	.1544	-.1042	1.1842
30.02	-10.01	59.69	1.0488	.5023	-.0080	-.0228	-.0186	.2388	-.0997	1.1594
30.02	-12.04	59.82	1.0510	.5043	-.0096	-.0177	-.0255	.2731	-.0992	1.1623
30.01	-16.04	59.95	1.0332	.5040	-.0104	-.0044	-.0283	.3279	-.0904	1.1468
RUN = 398										
35.11	-16.04	60.11	1.0864	.6724	-.0076	.0057	-.0077	.1831	-.0847	1.2754
40.16	-16.08	59.94	.9991	.7714	.0078	.0136	-.0022	.0775	-.0646	1.2611
40.13	-12.07	60.29	.9956	.7714	.0033	.0071	.0001	.0318	-.0619	1.2584
40.14	-8.02	59.95	1.0277	.8137	-.0085	-.0100	-.0015	.0035	-.0504	1.3102
40.14	-3.99	60.07	1.0343	.8177	-.0079	-.0142	-.0157	.0072	-.0514	1.3178
40.14	.02	60.20	1.0433	.8218	-.0119	-.0273	-.0152	.0098	-.0542	1.3274
40.13	4.00	60.19	1.0381	.8151	-.0059	-.0358	-.0221	.0144	-.0558	1.3191
40.12	8.00	60.53	.9953	.7840	.0074	-.0493	-.0172	.0194	-.0515	1.2663
40.11	12.07	60.51	.9359	.7420	.0258	-.0555	-.0211	.0142	-.0451	1.1938
40.11	16.00	60.39	.9340	.7386	.0367	-.0648	-.0193	-.0222	-.0466	1.1902

Table A2. Continued

ALPHA	BETA	Q	CL	CD	CPM	CRM	CYM	CSF	CAF	CNF
RUN = 399										
50.03	16.00	60.04	.8968	.9899	.0721	-.0524	-.0162	.0515	-.0606	1.3347
50.03	11.99	59.54	.9145	1.0083	.0563	-.0463	-.0015	.0023	-.0623	1.3602
50.03	8.00	60.41	.9099	1.0097	.0459	-.0369	-.0058	.0028	-.0577	1.3583
50.01	4.02	59.91	.8884	.9887	.0465	-.0298	-.0045	-.0220	-.0545	1.3285
50.03	.01	60.04	.9147	1.0148	.0434	-.0263	.0032	-.0393	-.0582	1.3653
50.06	-5.03	59.91	.9439	1.0418	.0379	-.0248	.0051	-.0702	-.0639	1.4047
50.05	-4.01	60.41	.9377	1.0375	.0368	-.0261	.0103	-.0739	-.0618	1.3975
50.07	-8.00	59.91	.9560	1.0509	.0387	-.0195	.0061	-.0516	-.0677	1.4195
50.08	-12.04	60.41	.9274	1.0088	.0466	-.0043	-.0020	-.0252	-.0731	1.3688
50.13	-16.03	59.92	.9715	1.0618	.0534	-.0079	.0225	-.1290	-.0741	1.4377
RUN = 400										
17.09	.00	60.07	1.1192	.2933	-.1469	.0033	.0007	-.0020	-.0558	1.1559
19.99	.00	59.89	1.2196	.3723	-.1416	-.0001	-.0011	.0007	-.0743	1.2734
25.08	.00	59.76	1.2696	.5079	-.1145	-.0110	.0035	.0066	-.0855	1.3652
30.04	.00	58.73	1.3487	.6822	-.0907	.0023	.0011	-.0034	-.0919	1.5091
32.06	.00	60.01	1.3310	.7544	-.0730	-.0012	.0018	-.0012	-.0745	1.5284
34.98	.00	59.92	1.1592	.8044	-.0607	-.0018	.0033	-.0070	-.0128	1.4109
40.04	.00	60.46	1.1678	.9683	-.0462	.0008	-.0013	-.0143	-.0171	1.5170
45.06	.00	60.48	1.0953	1.0826	-.0221	-.0002	-.0003	-.0068	-.0175	1.5401
50.13	.00	60.29	.9987	1.1721	-.0035	.0003	-.0128	.0155	-.0219	1.5398
55.11	.00	60.31	.8865	1.2380	.0108	-.0006	.0023	-.0107	-.0256	1.5226
56.11	.00	60.01	.8566	1.2468	.0059	-.0020	.0012	-.0128	-.0224	1.5126
RUN = 401										
17.06	-.01	60.20	1.0549	.3019	-.2807	.0022	.0016	-.0019	-.0288	1.0971
20.03	-.01	60.13	1.1434	.3716	-.2651	-.0012	.0001	.0055	-.0504	1.2015
25.09	-.01	59.87	1.2016	.4968	-.2195	-.0095	.0067	.0079	-.0676	1.2989
30.09	-.01	58.83	1.2540	.6531	-.1905	.0033	.0019	-.0022	-.0714	1.4125
32.10	-.01	59.98	1.1642	.6931	-.1793	.0293	-.0191	-.0079	-.0395	1.3545
35.13	-.01	60.05	1.1112	.7751	-.1764	.0021	-.0005	.0106	-.0134	1.3548
40.01	-.01	60.55	1.1218	.9134	-.1552	-.0035	.0039	-.0033	-.0291	1.4464
45.07	-.01	60.97	1.0757	1.0298	-.1328	.0002	-.0020	-.0178	-.0417	1.4888
50.01	-.01	59.91	.9648	1.1029	-.1169	-.0001	.0025	-.0067	-.0374	1.4651
55.03	-.01	59.93	.8451	1.1468	-.0845	-.0003	.0057	-.0060	-.0422	1.4241
55.88	-.01	60.24	.8188	1.1429	-.0823	-.0009	.0070	-.0173	-.0437	1.4054

Table A2. Continued

ALPHA	BETA	Q	CL	CD	CPM	CRM	CYM	CSF	CAF	CNF
RUN = 402										
17.07	-.01	60.45	1.0470	.3202	-.2740	.0023	.0006	.0004	-.0093	1.0949
20.09	-.01	60.26	1.1395	.3935	-.2650	-.0011	-.0005	.0050	-.0299	1.2054
25.07	-.01	59.89	1.1806	.5131	-.2288	-.0092	.0046	.0084	-.0437	1.2868
30.03	-.01	59.54	1.2102	.6650	-.2227	-.0070	-.0016	.0118	-.0380	1.3806
32.00	-.01	59.64	1.0390	.6901	-.2138	-.0046	.0025	.0144	.0266	1.2468
35.02	-.01	59.93	1.0755	.7985	-.2287	-.0040	.0055	.0114	.0287	1.3390
40.06	-.01	60.57	1.0578	.9246	-.2186	-.0009	.0027	-.0041	.0192	1.4047
45.02	-.01	60.22	1.0077	1.0231	-.1990	.0010	-.0005	-.0102	.0030	1.4360
50.07	-.01	59.91	.9128	1.0826	-.1732	.0000	.0028	-.0006	-.0123	1.4161
55.12	-.01	60.43	.7944	1.1017	-.1551	-.0019	.0005	-.0059	-.0287	1.3581
55.72	-.01	60.35	.7884	1.1129	-.1552	-.0023	.0022	-.0080	-.0315	1.3636
RUN = 403										
40.33	16.04	60.38	1.0837	.8863	-.0670	-.0357	-.0059	-.0380	-.0334	1.3998
40.32	12.02	59.79	1.0881	.8954	-.0758	-.0299	.0027	-.0123	-.0291	1.4090
40.34	8.02	59.93	1.1404	.9405	-.0960	-.0212	-.0064	-.0071	-.0290	1.4780
40.34	3.99	60.18	1.1509	.9513	-.0975	-.0110	-.0029	-.0077	-.0277	1.4930
40.34	.02	60.06	1.1518	.9540	-.1000	-.0008	.0017	-.0101	-.0263	1.4955
40.36	-5.06	59.94	1.1398	.9451	-.0974	.0137	.0072	-.0140	-.0256	1.4805
40.35	-4.02	60.06	1.1414	.9453	-.0998	.0133	.0027	-.0152	-.0265	1.4819
40.36	-8.00	60.18	1.1274	.9352	-.0902	.0194	.0084	-.0159	-.0254	1.4647
40.36	-12.01	60.28	1.0703	.8854	-.0674	.0284	-.0001	.0116	-.0264	1.3889
40.40	-16.02	60.05	1.0912	.8953	-.0605	.0323	.0082	.0323	-.0332	1.4112
RUN = 404										
49.95	-16.05	60.53	1.0100	1.1364	-.0138	.0246	.0145	-.0784	-.0492	1.5198
49.90	-12.05	59.90	.9871	1.1168	-.0235	.0204	-.0149	.0144	-.0429	1.4901
49.89	-7.99	60.02	1.0193	1.1547	-.0396	.0103	-.0076	-.0138	-.0429	1.5399
49.86	-4.02	60.39	1.0093	1.1473	-.0439	.0040	-.0021	-.0151	-.0392	1.5277
49.85	-.01	60.39	1.0006	1.1398	-.0423	.0004	-.0023	-.0002	-.0371	1.5164
49.85	4.02	60.76	1.0005	1.1375	-.0448	-.0062	-.0006	-.0015	-.0385	1.5146
49.98	8.03	59.91	1.0155	1.1556	-.0422	-.0100	-.0030	.0221	-.0418	1.5381
50.00	12.01	60.41	1.0198	1.1569	-.0337	-.0153	.0006	.0152	-.0447	1.5418
50.01	16.01	60.78	1.0066	1.1384	-.0212	-.0233	-.0144	.0602	-.0467	1.5191

Table A2. Continued

ALPHA	BETA	Q	CL	CD	CPM	CRM	CYM	CSF	CAF	CNF
RUN = 405										
17.11	.00	60.14	.2498	.1127	.1996	.0014	-.0008	.0042	.0279	.2719
20.12	.00	60.16	.3943	.1538	.2007	-.0016	-.0016	.0062	.0025	.4231
25.11	.00	59.97	.5604	.2352	.2253	-.0008	.0003	.0002	-.0311	.6073
30.04	.00	59.94	.7251	.3596	.2281	.0018	.0039	-.0015	-.0576	.8077
32.15	.00	60.06	.7893	.4289	.2141	.0008	.0067	.0013	-.0629	.8965
35.09	.00	59.91	.8274	.5414	.1630	.0015	.0047	-.0002	-.0385	.9882
40.06	.00	60.37	.8629	.7107	.1772	.0039	.0011	-.0178	-.0168	1.1179
45.10	.00	60.34	.8242	.8011	.1897	.0038	.0078	-.0144	-.0235	1.1492
50.05	.00	60.04	.7565	.8825	.1859	.0024	-.0047	-.0003	-.0178	1.1623
54.99	.00	60.05	.6814	.9510	.1826	.0008	.0160	-.0300	-.0169	1.1699
56.21	.00	60.26	.6528	.9559	.1828	.0009	-.0045	-.0094	-.0154	1.1575
RUN = 406										
17.03	.00	60.37	.1873	.1005	.0698	.0002	-.0005	.0031	.0353	.2085
20.05	.00	60.38	.3366	.1387	.0716	-.0031	-.0016	.0093	.0089	.3638
25.01	.00	60.30	.5062	.2110	.0940	-.0025	.0033	.0054	-.0287	.5479
29.99	.00	59.69	.6745	.3277	.0841	-.0003	.0048	.0059	-.0592	.7480
32.08	.00	60.15	.7270	.3987	.0540	.0010	.0066	.0118	-.0540	.8277
35.06	.00	59.99	.7682	.4916	.0397	.0052	-.0028	.0141	-.0444	.9112
40.06	.00	60.46	.8198	.6210	.0544	.0030	.0017	-.0094	-.0576	1.0272
45.04	.00	60.44	.7968	.7148	.0664	.0047	.0005	-.0267	-.0637	1.0688
49.98	.00	60.40	.7325	.7990	.0778	.0042	.0020	-.0138	-.0517	1.0829
55.00	.00	60.42	.6599	.8591	.0905	.0012	.0012	-.0112	-.0522	1.0822
56.02	.00	60.50	.6470	.8688	.0922	.0014	-.0096	-.0006	-.0553	1.0821
RUN = 407										
17.06	.00	59.81	.1940	.1200	.0789	.0008	-.0007	.0025	.0521	.2207
20.09	.00	60.05	.3291	.1559	.0703	-.0028	-.0020	.0042	.0276	.3627
25.08	.00	59.86	.4882	.2322	.0803	-.0008	.0019	.0037	-.0024	.5406
30.07	.00	59.36	.6494	.3513	.0443	.0030	.0053	-.0080	-.0270	.7381
32.11	.00	59.02	.6878	.4224	.0066	-.0057	.0227	-.0017	-.0134	.8071
34.99	.00	60.11	.7044	.4993	-.0127	.0032	.0073	.0091	-.0004	.8634
40.08	.00	60.59	.7588	.6331	-.0028	.0056	.0100	-.0123	-.0094	.9882
40.07	.00	60.23	.7538	.6313	-.0054	.0075	.0062	-.0025	-.0071	.9832
45.05	.00	59.95	.7351	.7061	.0034	.0035	.0068	-.0271	-.0261	1.0191
50.00	.00	59.91	.6750	.7678	.0141	.0020	-.0074	.0023	-.0280	1.0220
55.02	.00	59.93	.6100	.8173	.0241	.0015	.0018	-.0199	-.0355	1.0194
55.84	.00	59.86	.6041	.8261	.0255	.0014	.0027	-.0313	-.0403	1.0228

Table A2. Continued

ALPHA	BETA	Q	CL	CD	CPM	CRM	CYM	CSF	CAF	CNF
RUN = 408										
17.06	.00	60.24	.2449	.0931	.2091	.0004	-.0003	-.0013	.0114	.2614
20.03	.00	60.26	.3784	.1313	.2009	-.0022	-.0015	-.0017	-.0120	.4005
25.08	.00	60.30	.5598	.2169	.1994	-.0016	.0002	-.0039	-.0466	.5989
30.10	.00	59.58	.7219	.3412	.2033	.0004	.0038	.0001	-.0725	.7957
32.04	.00	59.80	.7892	.4104	.1940	.0010	.0052	.0013	-.0764	.8867
35.01	.00	59.76	.8184	.5172	.1402	.0046	.0031	.0011	-.0513	.9670
40.02	.00	60.11	.8758	.6838	.1559	.0035	.0052	-.0116	-.0448	1.1104
45.10	.00	60.46	.8347	.7786	.1787	.0014	-.0034	-.0089	-.0466	1.1407
50.12	.00	59.67	.7707	.8671	.1895	.0015	-.0004	-.0140	-.0399	1.1595
55.05	.00	59.93	.6926	.9317	.1888	.0010	.0005	-.0205	-.0382	1.1604
56.24	.00	59.77	.7205	.9916	.1817	.0000	-.0008	-.0140	-.0523	1.2248
RUN = 409										
17.11	.00	60.35	.2207	.0848	.1368	.0000	-.0003	-.0004	.0104	.2359
20.04	.00	60.36	.3601	.1201	.1391	-.0028	-.0012	-.0010	-.0164	.3795
25.11	.00	60.29	.5495	.2025	.1647	-.0004	.0021	-.0029	-.0556	.5836
30.05	.00	59.80	.7153	.3273	.1614	.0002	.0063	-.0006	-.0807	.7830
32.13	.00	59.80	.7691	.4001	.1328	-.0028	.0126	.0014	-.0757	.8641
35.06	.00	59.88	.7973	.4965	.0928	.0049	.0028	.0042	-.0571	.9379
40.02	.00	60.22	.8487	.6540	.1075	.0034	-.0008	-.0087	-.0502	1.0705
45.08	.00	59.96	.8254	.7500	.1298	.0031	-.0050	-.0108	-.0597	1.1139
49.96	.00	60.40	.7601	.8337	.1513	.0011	.0065	-.0167	-.0501	1.1272
55.06	.00	60.05	.6873	.8993	.1560	.0000	.0043	-.0223	-.0528	1.1309
56.14	.00	60.01	.6646	.9063	.1526	-.0002	.0023	-.0220	-.0511	1.1229
RUN = 410										
30.03	16.00	60.32	.7133	.3404	.1184	-.0521	.0412	-.2638	-.0679	.7879
30.04	12.01	60.41	.7196	.3405	.1212	-.0427	.0341	-.2024	-.0710	.7934
30.06	8.00	60.39	.7133	.3368	.1367	-.0279	.0191	-.1401	-.0715	.7861
30.11	4.00	60.38	.7234	.3306	.1615	-.0087	.0010	-.0649	-.0825	.7916
30.11	.00	60.26	.7224	.3276	.1625	-.0003	.0041	-.0013	-.0848	.7893
30.10	-4.01	60.15	.7134	.3287	.1526	.0096	.0098	.0503	-.0790	.7821
30.08	-8.01	59.93	.7128	.3362	.1402	.0207	.0075	.1152	-.0720	.7853
30.04	-12.03	59.60	.7054	.3415	.1144	.0396	-.0228	.1902	-.0631	.7816
30.04	-16.01	59.39	.6984	.3425	.1201	.0440	-.0283	.2531	-.0587	.7760

Table A2. Continued

ALPHA	BETA	Q	CL	CD	CPM	CRM	CYM	CSF	CAF	CNF
RUN = 411										
40.07	-16.01	60.57	.7983	.6053	.1278	.0402	.0127	.0594	-.0559	1.0005
40.05	-12.06	60.45	.8001	.6103	.1177	.0346	.0172	.0082	-.0530	1.0052
40.04	-8.00	60.33	.8320	.6305	.1042	.0232	.0197	-.0262	-.0579	1.0426
40.05	-4.00	59.99	.8490	.6544	.1048	.0103	-.0006	-.0137	-.0506	1.0710
40.04	.02	60.11	.8554	.6524	.1092	.0042	.0019	-.0071	-.0560	1.0746
40.04	4.01	60.58	.8434	.6498	.1065	-.0064	.0010	-.0009	-.0502	1.0638
40.02	8.02	60.81	.8238	.6309	.1054	-.0151	-.0111	.0144	-.0518	1.0366
40.02	12.00	60.79	.7974	.6062	.1153	-.0265	-.0122	.0024	-.0535	1.0005
40.01	16.00	60.55	.7910	.5958	.1220	-.0354	-.0126	-.0492	-.0572	.9890
RUN = 412										
50.07	16.00	60.53	.7978	.8665	.1532	-.0206	-.0332	.1343	-.0599	1.1765
50.07	12.08	60.41	.7945	.8626	.1488	-.0114	-.0205	.0531	-.0600	1.1714
50.06	8.00	60.16	.7705	.8440	.1564	-.0076	-.0154	.0537	-.0533	1.1418
50.05	4.03	60.04	.7587	.8348	.1445	-.0030	-.0139	.0493	-.0500	1.1271
50.06	.01	60.04	.7532	.8215	.1504	.0012	.0028	-.0110	-.0543	1.1134
50.07	-4.01	59.67	.7667	.8381	.1485	.0035	.0018	-.0483	-.0543	1.1348
50.11	-8.01	59.92	.7821	.8529	.1507	.0098	.0103	-.0480	-.0573	1.1560
50.12	-12.03	59.80	.7883	.8473	.1546	.0213	.0096	-.0501	-.0660	1.1557
50.15	-16.02	60.05	.7940	.8657	.1592	.0212	.0285	-.1352	-.0593	1.1734
RUN = 413										
16.99	.01	60.36	.2178	.0897	.1442	-.0007	-.0011	.0072	.0156	.2345
20.03	.01	60.37	.3687	.1318	.1487	-.0023	-.0018	.0073	-.0090	.3915
25.02	.01	60.30	.5591	.2146	.1785	-.0029	-.0005	.0008	-.0485	.5974
30.06	.01	59.91	.6847	.3233	.1963	-.0007	.0053	.0044	-.0695	.7545
31.98	.01	59.78	.7310	.3749	.1909	-.0006	.0060	.0038	-.0754	.8186
35.06	.01	59.96	.7831	.4524	.1600	.0024	.0010	.0058	-.0857	.9009
40.10	.01	60.46	.8269	.5931	.1658	.0027	.0056	-.0036	-.0848	1.0145
45.05	.01	60.56	.8440	.7362	.1733	.0020	.0030	-.0138	-.0826	1.1173
50.04	.01	60.04	.7835	.8384	.1954	.0020	.0014	-.0010	-.0671	1.1459
55.02	.01	59.93	.7071	.9277	.1959	.0021	.0012	-.0109	-.0524	1.1655
56.23	.01	60.01	.6911	.9437	.1941	.0006	-.0008	-.0124	-.0547	1.1686

Table A2. Continued

ALPHA	BETA	Q	CL	CD	CPM	CRM	CYM	CSF	CAF	CNF
RUN = 414										
17.01	.01	60.37	.1755	.1081	.0865	-.0020	-.0024	.0104	.0458	.1994
20.03	.01	60.27	.3333	.1452	.0838	-.0025	-.0016	.0091	.0160	.3629
25.09	.01	60.08	.5100	.2207	.1077	-.0027	.0009	.0053	-.0227	.5554
30.13	.01	59.68	.6432	.3204	.1168	-.0023	.0043	.0039	-.0520	.7171
32.13	.01	59.90	.6991	.3704	.1018	-.0001	.0022	.0155	-.0643	.7890
35.18	.01	59.98	.7586	.4495	.0880	.0020	-.0011	.0171	-.0757	.8790
40.08	.01	60.57	.7998	.5735	.0990	.0034	.0014	-.0007	-.0820	.9812
45.06	.01	59.10	.8152	.7057	.1112	.0010	-.0019	-.0078	-.0840	1.0754
50.10	.01	60.29	.7408	.7946	.1215	.0018	.0050	-.0004	-.0638	1.0848
55.02	.01	60.18	.6810	.8878	.1240	.0015	.0041	-.0097	-.0540	1.1178
56.09	.01	60.25	.6679	.9011	.1338	.0018	-.0021	-.0010	-.0565	1.1204
RUN = 415										
17.02	.01	60.39	.1759	.1269	.0936	-.0009	-.0029	.0108	.0636	.2053
20.13	.01	60.63	.3235	.1624	.0849	-.0023	-.0019	.0079	.0348	.3596
25.09	.01	60.45	.5002	.2448	.0945	.0007	.0001	.0052	.0032	.5568
30.11	.01	60.05	.6130	.3431	.0815	.0004	.0044	-.0074	-.0170	.7024
32.09	.01	60.04	.6540	.3891	.0606	.0025	.0042	-.0076	-.0240	.7608
35.09	.01	59.87	.7033	.4649	.0400	.0040	.0070	.0054	-.0301	.8427
40.04	.01	60.56	.7419	.5853	.0407	.0034	.0071	-.0020	-.0351	.9445
45.06	.01	60.32	.7481	.6987	.0470	.0025	.0011	.0015	-.0415	1.0230
50.11	.01	60.41	.6862	.7797	.0570	.0032	.0004	-.0010	-.0317	1.0383
55.00	.01	60.42	.6356	.8539	.0619	.0021	-.0054	.0039	-.0359	1.0641
55.93	.01	60.37	.6252	.8617	.0616	.0006	-.0034	-.0054	-.0402	1.0640
RUN = 416										
17.08	.01	60.02	.2486	.1006	.2153	.0002	-.0012	.0069	.0168	.2672
20.11	.01	60.03	.3922	.1426	.2102	-.0024	-.0012	.0046	-.0074	.4173
25.00	.01	59.97	.5644	.2295	.2149	-.0029	-.0006	-.0003	-.0369	.6085
30.11	.01	59.58	.7177	.3482	.2361	.0001	.0044	.0030	-.0652	.7956
32.04	.01	60.14	.7521	.3979	.2326	-.0027	.0070	.0011	-.0681	.8486
34.99	.01	60.20	.8222	.4875	.2135	-.0006	.0071	-.0004	-.0783	.9532
40.04	.01	59.98	.8553	.6210	.2173	.0002	.0070	-.0056	-.0808	1.0542
45.01	.01	59.82	.8628	.7643	.2252	-.0001	.0008	-.0030	-.0754	1.1506
50.09	.01	60.66	.7961	.8702	.2328	.0019	-.0059	.0036	-.0576	1.1783
55.03	.01	60.18	.7192	.9660	.2390	.0007	-.0054	-.0040	-.0410	1.2038
56.32	.01	59.90	.7056	.9944	.2309	.0009	-.0078	.0003	-.0409	1.2188

Table A2. Continued

ALPHA	BETA	Q	CL	CD	CPM	CRM	CYM	CSF	CAF	CNF
RUN = 417										
17.09	.00	60.11	.7372	.1495	.0163	-.0008	-.0023	.0031	-.0817	.7486
20.06	.00	59.92	.8708	.2179	.0222	.0013	-.0005	.0000	-.1021	.8927
25.02	.00	60.13	1.0955	.3655	.0341	.0024	-.0004	.0009	-.1403	1.1473
30.10	.00	59.79	1.1996	.5300	.0604	-.0076	.0034	.0026	-.1517	1.3037
31.99	.00	59.54	1.2015	.5839	.0591	-.0096	.0076	-.0006	-.1501	1.3283
35.07	.00	59.96	1.2013	.6793	.0690	-.0061	.0070	-.0059	-.1432	1.3734
40.00	.00	60.02	1.1348	.8015	.0976	-.0014	.0035	-.0091	-.1247	1.3845
45.06	.00	59.98	1.0796	.9538	.1036	-.0015	.0051	-.0174	-.0995	1.4377
50.03	.00	60.28	.9784	1.0650	.0884	.0001	-.0041	-.0023	-.0747	1.4447
55.01	.00	59.80	.9053	1.1813	.0796	-.0003	-.0012	-.0190	-.0733	1.4870
56.21	.00	60.14	.8772	1.1936	.0760	-.0010	-.0041	-.0083	-.0745	1.4798
RUN = 418										
17.08	.00	59.99	.7498	.1408	.0222	-.0012	-.0015	.0014	-.0962	.7581
19.98	.00	60.03	.8703	.2050	.0184	.0010	.0000	-.0015	-.1155	.8879
25.03	.00	59.88	1.0841	.3487	.0140	.0014	.0011	-.0017	-.1534	1.1298
30.06	.00	60.11	1.1731	.5015	.0381	-.0077	.0040	.0018	-.1645	1.2665
31.99	.00	60.10	1.1848	.5633	.0412	-.0115	.0103	.0025	-.1609	1.3033
35.05	.00	59.82	1.1704	.6465	.0558	-.0051	.0059	.0007	-.1539	1.3294
39.97	.00	59.76	1.1312	.7783	.0794	-.0021	.0030	-.0012	-.1410	1.3669
44.97	.00	59.95	1.0876	.9337	.0895	.0007	.0013	-.0116	-.1189	1.4293
49.96	.00	60.40	1.0069	1.0641	.0832	.0015	-.0047	-.0037	-.0969	1.4624
54.99	.00	59.92	.9305	1.1798	.0784	.0002	-.0019	-.0139	-.0960	1.5001
56.24	.00	60.14	.9087	1.2018	.0830	-.0004	-.0043	-.0108	-.0984	1.5041
RUN = 419										
16.99	.00	60.23	.6756	.1478	-.1070	-.0011	-.0008	.0030	-.0680	.6893
20.01	.00	60.15	.8097	.2100	-.1019	.0004	.0009	.0035	-.0919	.8327
25.05	.00	59.76	1.0079	.3319	-.0831	-.0026	.0022	.0052	-.1384	1.0537
30.06	.00	59.98	1.0735	.4654	-.0710	-.0130	.0103	.0052	-.1473	1.1622
31.99	.00	60.08	1.0883	.5177	-.0677	-.0023	.0046	.0052	-.1498	1.1973
35.04	.00	59.79	1.0560	.5802	-.0490	.0061	-.0021	.0081	-.1437	1.1977
40.00	.00	60.00	1.0679	.7319	-.0403	.0025	-.0022	-.0063	-.1381	1.2885
45.03	.00	60.21	1.0354	.8786	-.0325	-.0044	-.0051	-.0029	-.1239	1.3533
50.04	.00	60.28	.9500	.9835	-.0293	.0007	.0024	-.0050	-.1085	1.3639
54.99	.00	59.80	.8848	1.0869	-.0174	-.0002	-.0019	-.0074	-.1129	1.3979
56.02	.00	60.00	.8755	1.1154	-.0155	.0002	-.0019	-.0113	-.1143	1.4143

Table A2. Continued

ALPHA	BETA	Q	CL	CD	CPM	CRM	CYM	GSF	CAF	CNF
RUN = 420										
17.03	.00	60.01	.6768	.1590	-.1043	-.0010	-.0011	.0030	-.0593	.6937
20.08	.00	59.93	.8031	.2215	-.1067	.0006	.0003	.0027	-.0807	.8303
25.05	.00	59.89	.9820	.3455	-.1039	-.0017	-.0014	.0031	-.1161	1.0359
30.06	.00	60.33	1.0290	.4683	-.0992	-.0147	.0045	.0094	-.1234	1.1252
31.97	.00	60.19	1.0376	.5097	-.0965	-.0172	.0096	.0092	-.1303	1.1501
35.04	.00	59.90	1.0199	.5815	-.0832	-.0077	.0090	.0159	-.1227	1.1689
40.06	.00	59.90	1.0359	.7341	-.0744	.0020	-.0008	-.0049	-.1181	1.2653
45.09	.00	59.73	.9918	.8621	-.0707	-.0009	-.0044	.0024	-.1067	1.3108
50.04	.00	59.91	.9295	.9668	-.0621	.0003	-.0058	.0046	-.1042	1.3380
55.02	.00	59.93	.8714	1.0660	-.0566	.0023	-.0089	-.0033	-.1155	1.3730
55.93	.00	60.12	.8590	1.0822	-.0536	.0010	-.0072	-.0042	-.1178	1.3777
RUN = 421										
17.01	.00	60.02	.6772	.1673	-.0989	-.0011	-.0007	-.0004	-.0521	.6965
20.06	.00	59.82	.8008	.2311	-.1029	.0006	-.0004	.0022	-.0717	.8315
25.10	.00	59.90	.9889	.3558	-.0967	-.0019	-.0002	.0044	-.1113	1.0465
29.97	.00	59.99	1.0167	.4762	-.1033	-.0143	.0088	.0005	-.1095	1.1187
32.01	.00	60.21	1.0252	.5265	-.0996	-.0171	.0128	-.0024	-.1110	1.1484
35.03	.00	59.91	.9963	.5941	-.1018	-.0076	.0107	.0048	-.0995	1.1568
40.05	.00	59.90	1.0080	.7457	-.0998	-.0041	.0026	.0053	-.0916	1.2514
43.21	.00	60.04	.9830	.8236	-.0936	-.0029	.0106	-.0221	-.0867	1.2804
46.74	.00	60.02	.9347	.9000	-.0916	-.0004	-.0054	.0071	-.0776	1.2960
50.03	.00	60.28	.8957	.9598	-.0900	.0005	-.0014	-.0139	-.0835	1.3110
55.09	.00	60.06	.8400	1.0554	-.0858	.0009	.0034	-.0220	-.0983	1.3462
55.85	.00	60.11	.8341	1.0705	-.0849	.0002	-.0025	-.0073	-.1028	1.3542
RUN = 422										
17.04	.00	59.87	.7155	.1346	-.0486	-.0013	-.0015	.0031	-.0956	.7236
20.00	.00	59.90	.8531	.1981	-.0396	.0008	-.0002	-.0003	-.1204	.8694
25.00	.00	59.98	1.0524	.3281	-.0181	-.0015	.0007	.0005	-.1620	1.0924
30.00	.00	59.98	1.1319	.4738	.0024	-.0147	.0121	-.0021	-.1701	1.2172
32.03	.00	59.97	1.1497	.5313	.0079	-.0118	.0086	.0015	-.1740	1.2565
34.99	.00	59.78	1.1130	.6016	.0090	-.0056	.0054	.0000	-.1602	1.2568
39.99	.00	59.88	1.0949	.7483	.0229	-.0014	.0043	-.0062	-.1447	1.3198
45.02	.00	59.47	1.0695	.9091	.0337	.0016	-.0011	-.0123	-.1282	1.3991
50.08	.00	59.92	1.0000	1.0379	.0427	-.0006	.0010	-.0101	-.1150	1.4377
55.02	.00	59.93	.9161	1.1345	.0442	.0002	-.0050	-.0151	-.1139	1.4548
56.15	.00	59.88	.9021	1.1630	.0444	-.0013	-.0010	-.0194	-.1153	1.4683

Table A2. Continued

ALPHA	BETA	Q	CL	CD	CPM	CRM	CYM	CSF	CAF	CNF
RUN = 423										
20.00	-16.00	59.85	.8110	.1854	-.0397	.0320	-.0307	.3512	-.1183	.8255
20.00	-12.01	59.93	.8279	.1857	-.0406	.0270	-.0212	.2493	-.1238	.8414
20.00	-7.98	59.80	.8346	.1905	-.0404	.0183	-.0103	.1568	-.1214	.8495
19.99	-4.00	59.91	.8515	.1962	-.0427	.0082	.0005	.0729	-.1219	.8673
19.99	.00	60.02	.8475	.1951	-.0403	.0007	-.0001	.0009	-.1216	.8631
19.98	4.00	60.02	.8485	.1937	-.0409	-.0052	-.0012	-.0694	-.1231	.8636
19.97	8.00	59.91	.8595	.1919	-.0418	-.0169	.0076	-.1514	-.1284	.8734
19.97	12.06	60.05	.8377	.1876	-.0398	-.0269	.0194	-.2486	-.1250	.8514
19.96	16.03	60.20	.8033	.1848	-.0314	-.0315	.0294	-.3532	-.1159	.8182
RUN = 424										
30.04	16.03	60.02	1.0772	.4608	.0165	-.0543	.0197	-.2966	-.1556	1.1632
30.07	12.00	60.00	1.1288	.4724	.0110	-.0430	.0132	-.2207	-.1721	1.2135
30.07	8.00	59.99	1.1395	.4773	.0044	-.0369	.0077	-.1418	-.1732	1.2253
30.09	4.00	59.75	1.1433	.4785	-.0008	-.0223	.0054	-.0737	-.1744	1.2291
30.09	.00	59.98	1.1391	.4776	.0007	-.0134	.0102	-.0032	-.1732	1.2251
30.09	-4.04	60.09	1.1293	.4721	.0016	.0001	.0133	.0616	-.1730	1.2138
30.11	-8.02	60.10	1.1149	.4670	.0133	.0181	.0070	.1295	-.1707	1.1987
30.08	-12.01	59.88	1.0812	.4624	.0155	.0304	.0030	.2008	-.1574	1.1673
30.08	-16.02	60.01	1.0496	.4553	.0162	.0458	-.0005	.2715	-.1477	1.1364
RUN = 425										
40.06	-15.99	59.89	1.0503	.7238	.0556	.0505	.0180	.0775	-.1373	1.2697
40.05	-12.03	60.00	1.0658	.7359	.0441	.0412	.0210	.0223	-.1378	1.2894
40.04	-8.01	59.89	1.0763	.7429	.0306	.0314	.0200	-.0117	-.1390	1.3020
40.03	-3.99	60.01	1.0918	.7483	.0284	.0186	.0078	-.0065	-.1446	1.3173
40.02	.00	60.01	1.0955	.7504	.0253	-.0014	.0007	.0008	-.1452	1.3215
40.01	4.06	60.12	1.0825	.7416	.0286	-.0217	-.0059	-.0073	-.1435	1.3059
40.00	8.01	60.11	1.0772	.7421	.0317	-.0311	-.0153	-.0048	-.1393	1.3022
40.01	12.03	60.11	1.0687	.7361	.0390	-.0390	-.0167	-.0335	-.1385	1.2918
40.00	16.01	59.99	1.0499	.7185	.0522	-.0469	-.0174	-.0722	-.1399	1.2661

Table A2. Continued

ALPHA	BETA	Q	CL	CD	CPM	CRM	CYM	CSF	CAF	CNF
RUN = 426										
49.98	16.01	60.28	1.0372	1.0669	.0530	-.0316	-.0151	.0992	-.1231	1.4840
50.00	12.00	60.03	1.0394	1.0713	.0362	-.0244	-.0068	.0219	-.1223	1.4888
49.97	7.99	59.78	1.0158	1.0472	.0459	-.0146	.0002	.0212	-.1192	1.4552
49.97	4.00	59.91	1.0058	1.0418	.0393	-.0087	.0051	-.0037	-.1150	1.4446
49.98	-.02	60.16	.9969	1.0322	.0460	.0011	-.0081	.0051	-.1145	1.4315
49.99	-4.00	59.91	1.0104	1.0430	.0414	.0083	-.0072	-.0257	-.1184	1.4485
50.03	-8.00	59.79	1.0555	1.0829	.0377	.0150	.0062	-.0587	-.1284	1.5080
50.05	-12.01	60.28	1.0245	1.0544	.0564	.0250	.0033	-.0609	-.1236	1.4661
50.09	-16.02	60.04	1.0434	1.0724	.0663	.0281	.0165	-.1191	-.1275	1.4920
RUN = 427										
55.07	-16.00	59.93	.9919	1.2077	.0750	.0242	.0025	-.1011	-.1367	1.5581
55.03	-11.98	59.68	.9996	1.2259	.0558	.0181	-.0074	-.0624	-.1317	1.5775
55.01	-8.00	59.80	.9968	1.2198	.0443	.0111	.0027	-.0564	-.1322	1.5710
54.96	-4.00	60.42	.9306	1.1528	.0463	.0059	-.0073	-.0219	-.1150	1.4782
54.94	.01	60.17	.9177	1.1378	.0452	-.0002	-.0013	-.0163	-.1126	1.4585
54.93	4.02	60.04	.9180	1.1355	.0483	-.0076	-.0047	-.0027	-.1140	1.4568
54.94	7.99	59.92	.9322	1.1525	.0453	-.0141	.0071	.0086	-.1161	1.4788
54.98	12.04	60.17	.9810	1.1952	.0466	-.0220	.0056	.0216	-.1324	1.5418
54.99	15.98	60.42	.9826	1.2005	.0584	-.0253	.0011	.0654	-.1311	1.5470
RUN = 428										
17.02	.00	59.88	.7131	.1443	-.0360	.0170	-.0632	.1111	-.0782	.7241
20.01	.00	59.92	.8441	.2069	-.0271	.0186	-.0633	.1086	-.1019	.8639
25.03	.00	59.65	1.0462	.3368	-.0034	.0150	-.0646	.1165	-.1449	1.0904
30.04	.00	59.87	1.1186	.4819	.0149	-.0012	-.0500	.1159	-.1504	1.2096
31.98	.00	60.20	1.1223	.5317	.0204	-.0043	-.0456	.1155	-.1510	1.2335
35.00	.00	59.92	1.1113	.6145	.0193	-.0021	-.0353	.1016	-.1418	1.2627
40.02	.00	60.01	1.0886	.7551	.0383	.0056	-.0335	.0865	-.1294	1.3192
45.03	.00	60.09	1.0756	.9157	.0409	.0072	-.0240	.0462	-.1210	1.4080
50.02	.00	59.91	.9976	1.0300	.0469	.0004	-.0042	.0047	-.1097	1.4302
55.03	.00	60.18	.9206	1.1391	.0456	.0010	-.0071	-.0097	-.1085	1.4611
56.14	.00	60.01	.9051	1.1652	.0449	.0010	-.0033	-.0093	-.1095	1.4718

Table A2. Continued

ALPHA	BETA	Q	CL	CD	CPM	CRM	CYM	CSF	CAF	CNF
RUN = 429										
17.07	-5.00	60.12	.7120	.1399	-.0400	.0273	-.0582	.1842	-.0835	.7218
20.07	-5.00	60.16	.8459	.2045	-.0321	.0270	-.0563	.1888	-.1064	.8648
25.06	-5.00	59.89	1.0398	.3372	-.0119	.0184	-.0509	.1968	-.1432	1.0847
30.07	-5.00	60.00	1.1040	.4747	.0144	.0127	-.0378	.1881	-.1505	1.1932
34.95	-5.00	60.02	1.0818	.5986	.0249	.0205	-.0259	.1484	-.1373	1.2296
40.01	-5.00	60.01	1.0790	.7448	.0409	.0264	-.0187	.0628	-.1312	1.3053
45.05	-5.00	60.21	1.0644	.9079	.0383	.0181	-.0146	-.0052	-.1196	1.3946
50.03	-5.00	60.28	1.0155	1.0448	.0425	.0102	-.0166	-.0021	-.1147	1.4530
55.02	-5.00	60.05	.9393	1.1648	.0415	.0098	-.0149	-.0107	-.1093	1.4929
56.17	-5.00	60.14	.9141	1.1719	.0483	.0086	-.0071	-.0183	-.1145	1.4824
RUN = 430										
17.04	5.00	60.11	.7185	.1443	-.0388	.0056	-.0557	.0173	-.0813	.7293
19.99	5.00	59.80	.8443	.2035	-.0298	.0108	-.0583	.0157	-.1061	.8630
24.98	5.00	59.88	1.0494	.3340	-.0062	.0088	-.0663	.0176	-.1491	1.0923
30.04	5.00	59.98	1.1113	.4791	.0148	-.0126	-.0582	.0332	-.1503	1.2018
35.03	5.00	59.80	1.1192	.6136	.0276	-.0218	-.0494	.0483	-.1486	1.2687
40.02	5.00	59.89	1.0839	.7502	.0379	-.0160	-.0406	.0641	-.1309	1.3124
44.97	5.00	59.83	1.0664	.9093	.0413	-.0101	-.0102	.0507	-.1185	1.3971
49.97	5.00	60.03	.9993	1.0333	.0449	-.0082	-.0044	.0202	-.1083	1.4339
54.99	5.00	60.30	.9241	1.1432	.0495	-.0084	-.0033	.0125	-.1088	1.4666
56.14	5.00	60.01	.8958	1.1572	.0508	-.0072	-.0073	.0020	-.1068	1.4601
RUN = 431										
50.02	-16.00	60.03	1.0426	1.0670	.0672	.0297	.0126	-.1104	-.1215	1.4875
49.99	-12.00	59.91	1.0274	1.0563	.0599	.0262	-.0010	-.0477	-.1159	1.4696
49.97	-7.99	59.91	1.0524	1.0748	.0439	.0168	.0048	-.0487	-.1227	1.4999
49.93	-4.01	60.15	1.0150	1.0427	.0445	.0092	-.0085	-.0061	-.1137	1.4513
49.92	.00	59.65	.9990	1.0354	.0465	.0027	-.0043	.0128	-.1059	1.4354
49.91	4.00	59.65	1.0035	1.0380	.0432	-.0065	.0004	.0131	-.1075	1.4403
49.92	8.00	59.90	1.0143	1.0448	.0442	-.0130	.0065	.0296	-.1114	1.4525
49.93	12.03	60.40	1.0434	1.0679	.0444	-.0204	-.0198	.0701	-.1191	1.4889
49.94	16.00	59.90	1.0410	1.0678	.0588	-.0264	-.0231	.1150	-.1176	1.4872

Table A2. Continued

ALPHA	BETA	Q	CL	CD	CPM	CRM	CYM	CSF	CAF	CNF
RUN = 432										
17.04	.00	60.22	.7095	.1360	-.0399	.0168	-.0628	.1084	-.0856	.7182
20.05	.00	60.14	.8311	.1958	-.0311	.0185	-.0628	.1080	-.1089	.8479
25.01	.00	59.87	1.0050	.3204	-.0152	.0078	-.0618	.1147	-.1426	1.0462
30.03	.00	60.11	1.1649	.4974	-.0100	.0095	-.0591	.1134	-.1604	1.2575
32.13	.00	60.36	1.1839	.5791	-.0085	.0094	-.0620	.1126	-.1473	1.3106
35.05	.00	59.73	1.0714	.6614	-.0319	.0096	-.0498	.1061	-.0819	1.2570
40.07	.00	60.17	1.0726	.8047	-.0168	.0067	-.0345	.0779	-.0826	1.3389
45.04	.00	60.09	1.0307	.9146	-.0116	.0037	-.0178	.0342	-.0908	1.3754
50.08	.00	60.04	.9632	1.0119	.0002	.0012	-.0119	.0088	-.0969	1.3941
55.05	.00	59.93	.8759	1.0897	.0139	.0019	-.0092	-.0065	-.1013	1.3949
56.04	.00	60.00	.8585	1.1061	.0108	.0006	-.0089	-.0023	-.1017	1.3970
RUN = 433										
17.06	-5.01	59.77	.7022	.1343	-.0446	.0260	-.0588	.1855	-.0865	.7107
20.04	-5.01	60.04	.8318	.1948	-.0361	.0262	-.0552	.1887	-.1109	.8482
25.00	-5.01	60.11	1.0009	.3147	-.0179	.0184	-.0474	.1909	-.1467	1.0401
30.03	-5.01	60.35	1.1306	.4865	-.0126	.0240	-.0504	.1834	-.1535	1.2223
35.00	-5.01	60.07	1.1013	.6574	-.0573	.0225	-.0122	.1090	-.1021	1.2792
39.99	-5.01	60.02	1.0997	.8081	-.0327	.0137	-.0088	.0404	-.0964	1.3619
45.03	-5.01	59.97	1.0670	.9382	-.0160	.0101	-.0045	-.0123	-.1004	1.4179
50.08	-5.01	59.91	.9899	1.0337	.0039	.0079	-.0107	-.0191	-.1042	1.4280
55.10	-5.01	60.06	.9023	1.1200	.0075	.0081	-.0073	-.0039	-.1076	1.4348
56.07	-5.01	60.13	.8773	1.1294	.0070	.0079	-.0048	-.0010	-.1059	1.4268
RUN = 434										
17.01	5.01	60.10	.7074	.1369	-.0429	.0070	-.0562	.0167	-.0857	.7165
20.00	5.01	59.90	.8135	.1900	-.0277	.0065	-.0608	.0189	-.1092	.8295
25.03	5.01	59.87	.9984	.3156	-.0112	.0039	-.0658	.0194	-.1460	1.0382
30.02	5.01	59.88	1.1633	.4998	-.0071	-.0035	-.0621	.0266	-.1588	1.2573
35.06	5.01	60.07	1.0818	.6522	-.0288	.0041	-.0509	.0302	-.0971	1.2601
40.00	5.01	60.02	1.0933	.8095	-.0255	-.0086	-.0382	.0651	-.0919	1.3578
45.04	5.01	59.73	1.0438	.9257	-.0094	-.0057	-.0148	.0465	-.0936	1.3926
50.05	5.01	59.91	.9621	1.0118	.0027	-.0067	-.0043	.0185	-.0966	1.3934
55.03	5.01	59.93	.8792	1.0948	.0111	-.0078	-.0038	-.0132	-.1017	1.4010
56.05	5.01	60.13	.8615	1.1086	.0136	-.0073	-.0093	-.0044	-.1041	1.4007

Table A2. Continued

ALPHA	BETA	Q	CL	CD	CPM	CRM	CYM	CSF	CAF	CNF
RUN = 435										
19.99	-16.00	59.99	.7801	.1803	-.0229	.0423	-.0711	.4267	-.1073	.7948
19.99	-11.98	60.07	.8062	.1854	-.0316	.0367	-.0657	.3354	-.1115	.8210
19.98	-8.00	59.93	.8213	.1870	-.0347	.0307	-.0575	.2473	-.1150	.8357
19.97	-4.00	60.15	.8307	.1943	-.0362	.0239	-.0545	.1740	-.1112	.8472
19.97	.00	59.79	.8301	.1979	-.0306	.0187	-.0629	.1159	-.1077	.8478
19.96	4.00	60.13	.8159	.1917	-.0300	.0118	-.0628	.0435	-.1086	.8323
19.95	8.00	59.90	.8053	.1825	-.0285	-.0051	-.0514	-.0447	-.1135	.8193
19.94	12.05	59.92	.7912	.1737	-.0287	-.0112	-.0365	-.1466	-.1168	.8030
19.92	16.00	59.94	.7631	.1683	-.0246	-.0119	-.0233	-.2504	-.1120	.7748
RUN = 436										
30.03	16.00	59.90	1.1104	.4778	-.0049	-.0334	-.0237	-.2016	-.1521	1.2005
30.06	12.00	60.00	1.1421	.4864	-.0027	-.0227	-.0418	-.1180	-.1613	1.2321
30.07	8.00	60.11	1.1542	.4946	-.0096	-.0142	-.0521	-.0420	-.1605	1.2467
30.09	4.01	60.00	1.1652	.5039	-.0088	-.0017	-.0599	.0409	-.1584	1.2608
30.09	.00	60.00	1.1605	.4997	-.0124	.0108	-.0596	.1104	-.1599	1.2547
30.07	-4.02	60.00	1.1381	.4922	-.0137	.0220	-.0522	.1672	-.1547	1.2315
30.07	-8.05	60.13	1.1115	.4907	-.0110	.0290	-.0495	.2368	-.1426	1.2077
30.08	-12.03	59.80	1.0969	.4853	-.0158	.0366	-.0458	.2928	-.1403	1.1924
30.06	-15.99	60.17	1.0707	.4803	-.0039	.0461	-.0425	.3383	-.1311	1.1672
RUN = 437										
40.10	-15.99	60.04	1.0686	.7793	-.0108	.0447	.0053	.0586	-.1027	1.3193
40.07	-12.02	60.15	1.0183	.7569	-.0086	.0313	-.0048	.0389	-.0868	1.2665
40.07	-8.02	60.28	1.0633	.7853	-.0232	.0221	-.0022	.0136	-.0940	1.3192
40.07	-4.00	59.93	1.0945	.8118	-.0290	.0117	-.0146	.0494	-.0938	1.3602
40.08	.01	60.05	1.0709	.8048	-.0209	.0060	-.0381	.0875	-.0841	1.3376
40.07	4.01	59.92	1.0837	.8093	-.0183	-.0079	-.0373	.0788	-.0886	1.3503
40.05	8.01	60.03	1.0972	.8050	-.0300	-.0124	-.0382	.0512	-.1002	1.3579
40.04	12.01	60.01	1.0505	.7710	-.0172	-.0286	-.0369	.0624	-.0958	1.3003
40.05	16.00	60.25	1.0562	.7706	-.0177	-.0326	-.0344	.0065	-.0999	1.3044

Table A2. Continued

ALPHA	BETA	Q	CL	CD	CPM	CRM	CYM	CSF	CAF	CNF
RUN = 438										
50.00	16.00	59.78	1.0169	1.0528	.0158	-.0233	-.0243	.0851	-.1119	1.4601
50.00	12.01	60.03	1.0272	1.0677	.0046	-.0128	-.0175	.0459	-.1103	1.4782
49.98	8.00	60.28	.9815	1.0249	.0065	-.0101	-.0039	.0369	-.1022	1.4160
49.96	4.00	59.53	.9661	1.0131	.0044	-.0062	-.0056	.0184	-.0978	1.3971
49.97	.00	60.40	.9643	1.0113	.0017	.0017	-.0087	.0063	-.0977	1.3946
49.99	-4.02	60.03	.9788	1.0245	-.0013	.0071	-.0139	-.0106	-.1009	1.4140
50.02	-8.03	59.91	1.0264	1.0682	-.0019	.0119	.0022	-.0291	-.1102	1.4781
50.03	-12.00	60.04	.9904	1.0322	.0150	.0218	-.0038	-.0036	-.1061	1.4273
50.08	-16.00	60.16	1.0170	1.0508	.0269	.0252	.0109	-.0686	-.1158	1.4585
RUN = 439										
55.10	-16.00	59.93	.9319	1.1398	.0405	.0215	.0034	-.0478	-.1220	1.4680
55.08	-12.04	59.93	.9580	1.1698	.0207	.0142	-.0014	-.0475	-.1258	1.5075
55.03	-8.00	59.93	.9242	1.1395	.0128	.0109	-.0012	-.0414	-.1142	1.4634
55.00	-3.99	60.05	.8957	1.1133	.0104	.0064	-.0012	-.0069	-.1050	1.4257
54.98	-.01	60.05	.8776	1.0923	.0135	.0000	-.0061	-.0001	-.1017	1.3982
54.98	4.07	59.92	.8808	1.0958	.0142	-.0059	-.0074	-.0074	-.1023	1.4028
54.98	8.01	59.92	.8914	1.1065	.0119	-.0112	-.0029	.0046	-.1048	1.4177
55.02	12.08	59.80	.9448	1.1601	.0104	-.0145	-.0062	.0332	-.1189	1.4922
55.03	15.99	60.18	.9498	1.1616	.0281	-.0201	-.0134	.0374	-.1221	1.4962
RUN = 440										
17.03	.00	10.25	.7311	.1317	-.0498	-.0015	-.0006	-.0003	-.0921	.7377
20.07	.00	10.14	.8639	.1907	-.0404	-.0006	.0012	.0026	-.1206	.8768
25.05	.00	10.04	1.0244	.3090	-.0213	.0081	.0048	-.0060	-.1565	1.0589
30.03	.00	9.94	1.1930	.4899	-.0277	-.0038	.0018	-.0074	-.1748	1.2780
32.09	.00	9.96	1.2425	.5748	-.0206	-.0062	.0018	-.0141	-.1744	1.3580
35.01	.00	10.15	1.0933	.6551	-.0473	-.0037	-.0029	-.0146	-.0916	1.2713
40.01	.00	10.13	1.1497	.8383	-.0270	-.0015	.0016	-.0439	-.0971	1.4196
45.00	.00	10.14	1.1041	.9555	-.0046	.0003	-.0047	-.0327	-.1042	1.4564
50.00	.00	10.17	.9991	1.0230	.0138	-.0021	-.0077	-.0224	-.1062	1.4259
54.99	.00	10.11	.9485	1.1720	.0403	.0014	.0003	-.0120	-.1019	1.5041
55.48	.00	10.12	.9218	1.1429	.0339	-.0022	.0060	-.0473	-.1090	1.4640

Table A2. Continued

ALPHA	BETA	Q	CL	CD	CPM	CRM	CYM	CSF	CAF	CNF
RUN = 441										
17.08	5.00	10.02	.7416	.1320	-.0485	-.0084	.0048	-.0879	-.0900	.7477
20.00	5.00	10.14	.8069	.1631	-.0454	-.0105	.0011	-.0999	-.1212	.8141
25.01	5.00	10.04	1.0365	.2967	-.0214	-.0132	-.0002	-.0934	-.1679	1.0647
30.00	5.00	9.83	1.2099	.5015	-.0136	-.0135	.0070	-.0806	-.1687	1.2985
35.04	5.00	9.80	1.1636	.6796	-.0448	.0077	-.0161	-.0517	-.1087	1.3429
40.00	5.00	10.13	1.1742	.8528	-.0314	-.0028	-.0147	.0176	-.0983	1.4477
45.02	5.00	10.26	1.1097	.9541	-.0034	-.0123	-.0141	.0641	-.1070	1.4593
50.08	5.00	10.17	1.0428	1.0726	.0208	-.0074	-.0139	.0590	-.1071	1.4918
55.02	5.00	10.11	.9422	1.1470	.0313	-.0084	-.0081	.0210	-.1091	1.4799
55.47	5.00	10.12	.9346	1.1505	.0410	-.0082	-.0107	.0202	-.1121	1.4776
RUN = 442										
20.04	-16.01	10.03	.7928	.1710	-.0326	.0249	-.0329	.3525	-.1066	.8034
20.04	-12.00	10.03	.8388	.1810	-.0367	.0211	-.0231	.2576	-.1131	.8501
20.03	-8.00	10.14	.8386	.1827	-.0396	.0141	-.0071	.1635	-.1114	.8505
20.03	-4.01	10.14	.8558	.1779	-.0446	.0058	.0008	.0653	-.1220	.8650
20.01	.02	10.14	.8705	.1850	-.0401	-.0006	.0015	-.0008	-.1200	.8813
20.00	4.00	10.14	.8468	.1719	-.0420	-.0079	.0005	-.0696	-.1238	.8545
19.99	8.02	10.14	.8499	.1834	-.0358	-.0162	.0113	-.1491	-.1138	.8614
20.01	12.01	10.14	.8180	.1672	-.0370	-.0222	.0224	-.2473	-.1181	.8259
20.00	15.99	10.15	.8001	.1764	-.0252	-.0266	.0329	-.3357	-.1028	.8122
RUN = 443										
30.03	15.99	10.18	1.1199	.4575	-.0100	-.0449	.0252	-.3092	-.1589	1.1985
30.05	12.00	9.95	1.1837	.4782	-.0137	-.0368	.0159	-.2380	-.1731	1.2641
30.06	8.00	10.06	1.1672	.4701	-.0203	-.0262	.0124	-.1466	-.1721	1.2457
30.07	4.01	10.06	1.1927	.4783	-.0183	-.0173	.0050	-.0677	-.1781	1.2719
30.08	.01	10.06	1.2081	.5012	-.0209	.0001	.0043	.0017	-.1658	1.2966
30.08	-4.01	9.94	1.1882	.4883	-.0245	.0071	.0067	.0613	-.1669	1.2729
30.08	-8.01	10.17	1.1345	.4599	-.0181	.0188	.0036	.1357	-.1647	1.2122
30.08	-12.00	10.06	1.1349	.4699	-.0133	.0260	-.0013	.2201	-.1561	1.2176
30.08	-15.99	9.95	1.1080	.4746	-.0108	.0432	-.0153	.3138	-.1383	1.1967

Table A2. Continued

ALPHA	BETA	Q	CL	CD	CPM	CRM	CYM	CSF	CAF	CNF
RUN = 444										
40.01	-15.99	10.00	1.1045	.7821	-.0052	.0452	.0119	.0274	-.1039	1.3488
40.03	-12.00	9.89	1.2053	.8742	-.0239	.0169	.0299	.0171	-.0979	1.4852
40.01	-8.00	10.01	1.1976	.8675	-.0340	.0078	.0248	-.0215	-.0978	1.4750
39.99	-4.01	10.01	1.1575	.8441	-.0238	.0066	.0170	-.0539	-.0893	1.4293
39.99	.01	10.01	1.1519	.8286	-.0231	-.0008	-.0008	-.0233	-.0975	1.4150
39.98	4.01	10.01	1.1774	.8481	-.0271	-.0031	-.0054	.0192	-.0986	1.4472
39.99	8.01	10.01	1.2279	.8763	-.0384	-.0062	-.0253	.0138	-.1097	1.5039
39.98	12.00	10.01	1.2144	.8692	-.0423	-.0099	-.0360	-.0154	-.1060	1.4890
39.98	16.00	10.01	1.2042	.8595	-.0312	-.0155	-.0319	-.0772	-.1067	1.4750
RUN = 445										
50.01	16.00	10.17	1.0925	1.0987	.0607	-.0276	-.0339	.0798	-.1219	1.5438
50.02	12.01	10.05	1.1062	1.1343	.0398	-.0158	-.0350	.0689	-.1093	1.5800
50.01	8.00	10.05	1.0829	1.1095	.0299	-.0114	-.0123	.0695	-.1074	1.5460
50.01	4.01	10.05	1.0485	1.0637	.0162	-.0073	.0029	.0257	-.1103	1.4888
50.00	-.01	10.05	1.0161	1.0314	.0106	-.0012	.0033	-.0281	-.1061	1.4432
50.03	-4.00	10.17	1.0659	1.0852	.0258	.0026	-.0025	-.0522	-.1102	1.5164
50.04	-8.00	10.17	1.0707	1.0885	.0286	.0102	.0110	-.0757	-.1123	1.5220
50.06	-12.00	10.17	1.0919	1.0958	.0441	.0164	.0143	-.0659	-.1244	1.5412
50.07	-16.00	10.17	1.0821	1.0978	.0607	.0278	.0335	-.0959	-.1156	1.5364
RUN = 446										
55.09	-16.00	10.11	1.0368	1.2316	.0744	.0222	.0291	-.0900	-.1359	1.6033
55.07	-12.01	10.11	1.0142	1.2251	.0506	.0158	.0293	-.0693	-.1203	1.5851
55.05	-8.01	10.11	.9950	1.2068	.0490	.0093	.0288	-.0550	-.1140	1.5591
55.02	-4.00	10.24	.9504	1.1546	.0420	.0046	-.0045	-.0278	-.1070	1.4909
55.01	.00	10.11	.9380	1.1337	.0313	-.0017	.0049	-.0381	-.1084	1.4666
55.01	4.01	10.11	.9527	1.1589	.0415	-.0080	-.0023	.0132	-.1056	1.4957
55.01	7.98	10.11	.9645	1.1670	.0368	-.0132	-.0004	.0111	-.1104	1.5091
55.02	12.00	10.11	1.0175	1.2115	.0346	-.0152	-.0431	.0550	-.1290	1.5759
55.02	16.00	10.11	1.0478	1.2481	.0635	-.0242	-.0306	.0625	-.1328	1.6233

Table A2. Continued

ALPHA	BETA	Q	CL	CD	CPM	CRM	CYM	CSF	CAF	CNF
RUN = 447										
17.02	.01	60.10	.7195	.1228	-.0501	-.0016	-.0009	.0046	-.0982	.7239
20.02	.01	59.79	.8482	.1858	-.0421	.0006	.0007	.0003	-.1211	.8606
25.01	.01	59.86	1.0244	.3084	-.0241	-.0084	.0040	.0009	-.1592	1.0588
30.01	.01	60.21	1.1775	.4820	-.0230	-.0044	.0054	-.0003	-.1773	1.2607
32.06	.01	59.88	1.2085	.5664	-.0206	-.0039	-.0004	.0026	-.1673	1.3249
35.05	.01	59.95	1.0907	.6482	-.0441	-.0033	-.0006	-.0014	-.1018	1.2652
40.00	.01	59.91	1.0935	.8003	-.0349	-.0021	.0007	-.0097	-.0958	1.3521
45.03	.01	59.97	1.0513	.9216	-.0195	.0000	.0022	-.0082	-.0983	1.3950
49.97	.01	60.03	.9682	1.0048	.0008	-.0004	-.0056	-.0022	-.1009	1.3921
55.00	.01	60.05	.8869	1.0970	.0096	-.0002	-.0065	-.0089	-.1030	1.4074
56.03	.01	59.87	.8688	1.1166	.0111	.0000	-.0021	-.0119	-.1024	1.4115
RUN = 448										
17.07	5.01	60.22	.7208	.1254	-.0542	-.0101	.0026	-.0842	-.0988	.7258
20.08	5.01	59.90	.8308	.1800	-.0401	-.0087	-.0004	-.0856	-.1233	.8421
25.01	5.01	59.98	1.0095	.3010	-.0231	-.0126	-.0044	-.0881	-.1611	1.0421
29.98	5.01	59.99	1.1777	.4856	-.0212	-.0184	.0052	-.0897	-.1750	1.2628
35.04	5.01	60.06	1.0979	.6422	-.0412	-.0030	-.0107	-.0646	-.1116	1.2676
40.02	5.01	60.27	1.0951	.8014	-.0340	-.0150	-.0034	-.0090	-.0975	1.3541
44.99	5.01	60.20	1.0556	.9234	-.0165	-.0103	-.0048	.0252	-.1001	1.3994
50.11	5.01	59.92	.9727	1.0164	.0050	-.0077	.0020	.0094	-.1012	1.4037
55.08	5.01	59.93	.8857	1.0977	.0152	-.0085	.0006	-.0145	-.1045	1.4071
56.06	5.01	60.00	.8693	1.1158	.0137	-.0064	-.0066	-.0154	-.1049	1.4110
RUN = 449										
20.04	-16.00	60.31	.7797	.1651	-.0317	.0295	-.0276	.3454	-.1202	.7891
20.02	-12.02	60.28	.8185	.1731	-.0393	.0233	-.0200	.2514	-.1257	.8283
20.02	-8.01	60.83	.8263	.1775	-.0420	.0161	-.0088	.1593	-.1242	.8372
20.01	-4.02	60.02	.8391	.1834	-.0448	.0074	.0011	.0756	-.1229	.8512
20.01	.00	60.25	.8432	.1869	-.0405	.0009	.0008	.0047	-.1211	.8562
20.00	4.05	60.36	.8317	.1784	-.0422	-.0057	-.0017	-.0683	-.1250	.8426
19.99	8.02	60.25	.8164	.1707	-.0377	-.0204	.0050	-.1450	-.1269	.8256
19.98	12.03	59.93	.8036	.1680	-.0346	-.0256	.0188	-.2443	-.1250	.8126
19.98	16.02	60.42	.7866	.1684	-.0293	-.0258	.0300	-.3480	-.1188	.7968

Table A2. Continued

ALPHA	BETA	Q	CL	CD	CPM	CRM	CYM	CSF	CAF	CNF
RUN = 450										
30.10	16.02	60.15	1.1219	.4756	-.0080	-.0483	.0323	-.2997	-.1594	1.2092
30.13	12.03	60.01	1.1551	.4808	-.0142	-.0373	.0167	-.2253	-.1723	1.2404
30.13	8.05	60.23	1.1718	.4901	-.0187	-.0269	.0048	-.1471	-.1727	1.2595
30.15	4.03	60.22	1.1885	.4930	-.0223	-.0155	.0027	-.0764	-.1790	1.2754
30.15	-.01	60.34	1.1834	.4934	-.0218	-.0025	.0044	-.0036	-.1762	1.2711
30.14	-4.03	59.99	1.1654	.4894	-.0263	.0109	.0042	.0638	-.1703	1.2536
30.14	-8.01	60.00	1.1350	.4819	-.0196	.0182	.0025	.1345	-.1616	1.2235
30.14	-12.15	60.13	1.1261	.4836	-.0208	.0279	-.0032	.2113	-.1557	1.2167
30.14	-16.03	60.14	1.0927	.4724	-.0135	.0423	-.0135	.2741	-.1487	1.1821
RUN = 451										
40.10	-16.03	59.92	1.0570	.7619	-.0120	.0474	.0055	.0525	-.1066	1.2992
40.08	-12.06	60.03	1.0383	.7651	-.0168	.0288	.0072	.0081	-.0915	1.2871
40.07	-7.91	60.63	1.0785	.7935	-.0267	.0219	.0123	-.0221	-.0955	1.3361
40.09	-4.00	60.29	1.1150	.8146	-.0389	.0078	.0088	-.0119	-.1032	1.3776
40.07	.03	59.93	1.0924	.8054	-.0340	.0002	.0016	-.0141	-.0953	1.3544
40.06	4.08	59.93	1.1064	.8096	-.0349	-.0111	-.0055	-.0047	-.1009	1.3678
40.06	8.00	59.92	1.1161	.8115	-.0350	-.0156	-.0153	.0043	-.1056	1.3765
40.04	12.06	60.61	1.0531	.7670	-.0193	-.0322	-.0048	-.0111	-.0987	1.2997
40.04	16.00	60.01	1.0497	.7602	-.0125	-.0374	-.0038	-.0487	-.1016	1.2927
RUN = 452										
50.04	16.00	60.04	1.0158	1.0494	.0135	-.0243	-.0155	.0638	-.1126	1.4568
50.03	12.10	60.28	1.0079	1.0447	.0062	-.0169	-.0033	.0251	-.1093	1.4481
50.02	8.00	60.28	.9878	1.0313	.0042	-.0095	-.0013	.0265	-.1021	1.4250
50.01	4.02	60.16	.9781	1.0218	-.0018	-.0079	-.0006	.0113	-.1007	1.4114
50.02	.00	60.41	.9742	1.0191	-.0028	-.0007	-.0009	-.0089	-.0996	1.4069
50.03	-4.03	60.41	.9793	1.0243	-.0011	.0048	-.0064	-.0289	-.1007	1.4141
50.07	-8.03	59.79	1.0312	1.0686	-.0030	.0107	.0093	-.0424	-.1130	1.4813
50.08	-12.06	59.67	1.0017	1.0393	.0135	.0225	-.0053	-.0049	-.1096	1.4399
50.13	-16.01	60.29	1.0255	1.0614	.0257	.0244	.0147	-.0814	-.1149	1.4720

Table A2. Continued

ALPHA	BETA	Q	CL	CD	CPM	CRM	CYM	CSF	CAF	CNF
RUN = 453										
55.07	-16.01	60.05	.9426	1.1477	.0408	.0206	.0077	-.0591	-.1238	1.4807
55.04	-12.02	59.80	.9601	1.1759	.0179	.0140	.0023	-.0567	-.1212	1.5139
55.00	-7.99	59.80	.9427	1.1547	.0090	.0106	-.0006	-.0410	-.1181	1.4866
54.96	-4.00	60.42	.9101	1.1255	.0091	.0059	.0020	-.0131	-.1069	1.4440
54.95	.01	60.54	.8828	1.0920	.0141	-.0001	-.0023	-.0105	-.1035	1.4009
54.94	4.03	60.29	.8857	1.0938	.0135	-.0066	-.0081	-.0060	-.1046	1.4041
54.94	8.01	60.29	.9010	1.1111	.0109	-.0109	-.0050	.0050	-.1072	1.4271
54.97	12.00	59.67	.9527	1.1612	.0112	-.0156	-.0044	.0295	-.1214	1.4977
54.99	16.01	59.80	.9548	1.1581	.0256	-.0204	-.0095	.0265	-.1256	1.4963
RUN = 454										
17.01	-.01	60.23	.7344	.1489	.0150	-.0006	-.0012	.0011	-.0815	.7458
20.01	-.01	60.15	.8630	.2153	.0200	.0015	.0007	.0012	-.1020	.8846
25.04	-.01	59.89	1.0451	.3500	.0325	-.0069	.0028	.0036	-.1341	1.0950
29.97	-.01	59.32	1.1953	.5222	.0357	-.0034	.0039	-.0021	-.1537	1.2964
32.01	-.01	59.10	1.2566	.6176	.0327	-.0010	.0002	.0013	-.1512	1.3930
35.05	-.01	59.87	1.1486	.7160	.0327	-.0007	.0046	-.0126	-.0822	1.3515
39.96	-.01	60.75	1.1130	.8547	.0362	-.0008	.0034	-.0157	-.0683	1.4020
39.96	-.01	60.15	1.1107	.8534	.0357	-.0008	.0010	-.0082	-.0679	1.3995
45.03	-.01	60.34	1.0497	.9687	.0445	.0001	-.0032	-.0063	-.0664	1.4272
50.13	-.01	60.29	.9595	1.0628	.0419	-.0008	-.0066	.0047	-.0633	1.4308
55.08	-.01	60.43	.8699	1.1453	.0387	.0004	-.0051	-.0066	-.0655	1.4371
56.12	-.01	60.01	.8452	1.1541	.0398	.0004	-.0057	-.0045	-.0661	1.4293
RUN = 455										
17.05	-.01	60.10	.7500	.1377	.0215	-.0006	-.0007	.0031	-.0973	.7574
20.09	-.01	60.03	.8703	.2029	.0182	.0012	.0007	.0024	-.1175	.8870
25.02	-.01	60.22	1.0365	.3295	.0088	-.0075	.0030	.0023	-.1489	1.0786
30.05	-.01	60.46	1.1926	.5044	.0151	-.0042	.0054	-.0006	-.1695	1.2849
32.05	-.01	59.90	1.2353	.5930	.0145	-.0020	.0041	-.0067	-.1619	1.3617
35.00	-.01	60.42	1.1116	.6733	.0099	.0032	-.0023	-.0045	-.0949	1.2968
40.05	-.01	60.17	1.1135	.8331	.0198	.0001	-.0008	-.0176	-.0875	1.3885
45.05	-.01	60.10	1.0592	.9507	.0389	-.0027	.0050	-.0108	-.0863	1.4212
49.95	-.01	59.78	.9817	1.0476	.0462	-.0010	-.0003	-.0077	-.0856	1.4336
55.08	-.01	60.06	.8969	1.1386	.0471	-.0008	-.0044	-.0037	-.0916	1.4470
56.15	-.01	60.38	.8800	1.1654	.0422	.0012	-.0112	.0024	-.0896	1.4581

Table A2. Continued

ALPHA	BETA	Q	CL	CD	CPM	CRM	CYM	CSF	CAF	CNF
RUN = 456										
17.09	-.01	59.89	.6796	.1446	-.1097	-.0013	-.0004	.0035	-.0705	.6921
20.01	-.01	59.68	.7976	.1988	-.1066	.0001	.0012	.0026	-.0951	.8175
25.07	-.01	59.88	.9723	.3197	-.0971	-.0084	.0058	.0054	-.1314	1.0161
30.12	-.01	59.76	1.1216	.4869	-.0962	-.0017	.0036	.0049	-.1505	1.2145
32.03	-.01	60.22	1.0896	.5450	-.0902	.0229	-.0152	.0089	-.1248	1.2127
35.06	-.01	60.30	1.0644	.6508	-.1091	.0057	-.0043	.0053	-.0875	1.2451
39.98	-.01	60.13	1.0635	.7762	-.0893	-.0011	-.0027	-.0100	-.0971	1.3137
45.06	-.01	60.21	1.0146	.8847	-.0801	-.0028	.0045	-.0170	-.1016	1.3429
49.96	-.01	60.40	.9333	.9682	-.0727	.0013	-.0050	-.0026	-.0997	1.3417
55.06	-.01	60.05	.8609	1.0619	-.0560	-.0016	-.0001	-.0008	-.1053	1.3636
55.92	-.01	59.87	.8528	1.0796	-.0531	-.0006	-.0007	-.0032	-.1091	1.3721
RUN = 457										
17.05	-.01	60.36	.6724	.1604	-.1022	-.0009	-.0012	.0040	-.0527	.6898
20.05	-.01	60.28	.7908	.2205	-.1041	.0003	.0008	.0047	-.0728	.8185
25.04	-.01	60.01	.9571	.3393	-.1084	-.0085	.0037	.0039	-.1065	1.0107
30.09	-.01	60.82	1.0859	.5052	-.1269	-.0043	.0013	.0056	-.1160	1.1929
32.08	-.01	60.37	1.1039	.5824	-.1373	-.0088	-.0008	.0085	-.1016	1.2446
35.10	-.01	60.21	1.0141	.6704	-.1584	-.0027	.0064	.0043	-.0434	1.2151
40.07	-.01	60.64	1.0016	.7872	-.1501	-.0013	.0054	-.0045	-.0509	1.2732
44.99	-.01	60.07	.9508	.8735	-.1409	.0000	.0067	-.0134	-.0626	1.2900
50.09	-.01	60.54	.8789	.9473	-.1313	.0010	-.0001	-.0122	-.0743	1.2905
55.05	-.01	60.30	.8099	1.0167	-.1205	-.0019	-.0019	-.0021	-.0892	1.2973
55.77	-.01	60.48	.8034	1.0258	-.1224	-.0014	-.0008	-.0148	-.0949	1.3001
RUN = 458										
17.08	-.01	60.14	.6858	.1730	-.0927	-.0009	-.0019	.0092	-.0433	.7063
20.00	-.01	60.06	.8165	.2373	-.0945	.0000	-.0005	.0098	-.0635	.8484
25.02	-.01	59.91	1.0205	.3710	-.0903	.0000	-.0007	.0092	-.1026	1.0816
30.11	-.01	60.25	1.1071	.5224	-.1001	-.0040	.0054	-.0002	-.1107	1.2198
31.98	-.01	60.12	1.1115	.5746	-.0953	-.0121	.0146	-.0026	-.1086	1.2472
35.01	-.01	60.05	1.0492	.6257	-.0900	-.0090	.0179	.0093	-.0966	1.2183
40.14	-.01	60.05	1.0058	.7530	-.0864	-.0069	.0139	.0038	-.0796	1.2544
45.04	-.01	60.94	.9665	.8833	-.0892	.0008	.0023	-.0185	-.0665	1.3080
50.15	-.01	60.17	.9195	.9887	-.0839	.0008	-.0009	-.0018	-.0788	1.3483
55.09	-.01	60.43	.8576	1.0778	-.0748	.0001	-.0049	-.0085	-.0927	1.3747
55.90	-.01	60.24	.8524	1.1010	-.0762	.0011	-.0106	-.0205	-.0947	1.3896

Table A2. Continued

ALPHA	BETA	Q	CL	CD	CPM	CRM	CYM	CSF	CAF	CNF
RUN = 459										
17.05	-.01	59.88	.7226	.1364	-.0432	-.0012	-.0015	.0050	-.0890	.7309
20.11	-.01	60.14	.8708	.2060	-.0326	.0004	-.0003	.0068	-.1135	.8885
24.99	-.01	59.77	1.1042	.3504	-.0138	.0031	.0010	.0052	-.1564	1.1489
30.07	-.01	59.31	1.2119	.5115	.0105	-.0058	.0065	-.0003	-.1720	1.3050
32.07	-.01	60.35	1.2424	.5805	.0126	-.0050	.0081	-.0067	-.1750	1.3610
35.05	-.01	60.05	1.1892	.6466	.0233	-.0024	.0105	.0005	-.1609	1.3449
40.01	-.01	60.61	1.1153	.7713	.0385	.0002	.0022	-.0002	-.1333	1.3501
45.05	-.01	59.73	1.0882	.9272	.0417	.0028	-.0001	-.0134	-.1220	1.4250
50.03	-.01	60.04	1.0199	1.0615	.0515	.0000	.0009	-.0131	-.1062	1.4687
55.08	-.01	60.30	.9420	1.1667	.0544	-.0009	-.0088	-.0124	-.1109	1.4959
56.21	-.01	60.64	.9175	1.1869	.0531	-.0010	-.0048	-.0213	-.1087	1.4967
RUN = 460										
17.10	-.01	60.33	.7193	.1261	-.0500	-.0011	-.0009	.0063	-.0980	.7246
20.06	-.01	60.25	.8447	.1857	-.0420	.0011	.0002	.0045	-.1224	.8572
25.13	-.01	59.98	1.0276	.3145	-.0218	-.0081	.0026	.0040	-.1587	1.0639
30.09	-.01	59.87	1.1812	.4895	-.0197	-.0041	.0030	.0026	-.1757	1.2674
32.09	-.01	60.00	1.2119	.5731	-.0135	-.0001	-.0027	.0025	-.1654	1.3312
35.05	-.01	60.18	1.0744	.6464	-.0317	.0052	.0008	-.0012	-.0949	1.2508
40.01	-.01	60.50	1.0776	.7916	-.0243	-.0013	.0015	-.0113	-.0932	1.3343
45.12	-.01	60.36	1.0504	.9257	-.0062	-.0001	-.0090	-.0190	-.0976	1.3971
50.08	-.01	60.41	.9745	1.0171	.0103	-.0011	.0084	-.0116	-.1009	1.4054
55.07	-.01	59.93	.8954	1.1107	.0244	.0002	-.0042	-.0019	-.1042	1.4233
56.09	-.01	60.25	.8752	1.1258	.0249	-.0005	.0038	-.0203	-.1045	1.4226
RUN = 461										
30.00	16.02	60.15	1.1205	.4725	-.0088	-.0476	.0245	-.3090	-.1585	1.2067
30.04	12.04	60.70	1.1578	.4783	-.0080	-.0367	.0139	-.2193	-.1730	1.2417
30.05	8.00	60.81	1.1718	.4871	-.0144	-.0274	.0094	-.1349	-.1726	1.2582
30.05	4.01	60.22	1.1878	.4883	-.0183	-.0162	.0088	-.0622	-.1797	1.2726
30.05	-.01	60.33	1.1826	.4893	-.0176	-.0035	.0033	-.0033	-.1763	1.2687
30.04	-4.06	60.22	1.1544	.4838	-.0221	.0116	.0003	.0556	-.1665	1.2415
30.04	-8.03	60.00	1.1368	.4819	-.0175	.0174	.0018	.1253	-.1595	1.2253
30.03	-12.02	59.78	1.1230	.4778	-.0180	.0271	-.0019	.2116	-.1560	1.2114
30.02	-16.00	59.91	1.0866	.4694	-.0112	.0402	-.0087	.2825	-.1448	1.1757

Table A2. Continued

ALPHA	BETA	Q	CL	CD	CPM	CRM	CYM	CSF	CAF	CNF
RUN = 462										
40.00	-16.00	60.72	1.0498	.7550	-.0106	.0458	.0059	.0557	-.1037	1.2895
39.98	-12.05	60.36	1.0405	.7646	-.0129	.0310	.0089	.0122	-.0899	1.2886
39.99	-7.98	60.25	1.0848	.7956	-.0229	.0199	.0087	-.0181	-.0948	1.3425
39.97	-4.02	60.25	1.0901	.7978	-.0271	.0119	.0049	-.0182	-.0962	1.3479
39.98	-.01	60.14	1.0864	.7975	-.0246	.0014	-.0020	-.0077	-.0941	1.3449
39.96	4.02	60.25	1.0972	.8017	-.0278	-.0104	-.0087	.0136	-.0974	1.3559
39.97	8.02	60.01	1.1155	.8068	-.0339	-.0138	-.0117	.0018	-.1055	1.3732
39.95	12.00	60.23	1.0610	.7673	-.0200	-.0304	-.0096	-.0054	-.1000	1.3061
39.94	16.00	60.10	1.0509	.7579	-.0151	-.0363	-.0131	-.0550	-.1005	1.2924
RUN = 463										
50.08	16.00	60.29	1.0217	1.0557	.0060	-.0261	-.0319	.0850	-.1127	1.4653
50.09	11.99	60.16	1.0173	1.0562	.0090	-.0161	-.0219	.0602	-.1092	1.4629
50.09	8.01	60.29	.9896	1.0326	.0106	-.0114	.0032	.0257	-.1030	1.4269
50.08	4.00	60.41	.9774	1.0227	.0059	-.0058	.0093	.0140	-.0998	1.4115
50.09	.00	60.41	.9749	1.0211	.0113	.0009	.0000	-.0079	-.0990	1.4087
50.11	-4.03	60.41	.9865	1.0297	.0066	.0052	-.0061	-.0337	-.1030	1.4228
50.12	-8.02	60.17	1.0326	1.0733	.0063	.0093	.0097	-.0403	-.1109	1.4857
50.15	-12.05	60.04	1.0237	1.0628	.0063	.0151	.0195	-.0285	-.1114	1.4719
50.14	-16.00	59.80	1.0194	1.0538	.0200	.0246	.0288	-.0849	-.1138	1.4623
RUN = 464										
55.02	-16.00	59.80	.9488	1.1635	.0183	.0203	.0275	-.0311	-.1169	1.4973
55.01	-12.00	60.80	.9485	1.1632	.0099	.0141	.0225	-.0374	-.1164	1.4968
54.99	-8.00	60.80	.9271	1.1360	.0159	.0107	.0232	-.0347	-.1139	1.4623
54.99	-8.00	60.30	.9448	1.1598	.0096	.0110	.0227	-.0331	-.1147	1.4920
54.96	-3.99	60.67	.9074	1.1178	.0243	.0045	-.0128	-.0085	-.1075	1.4362
54.96	.00	60.42	.9024	1.1127	.0215	.0001	-.0037	-.0086	-.1061	1.4292
54.95	4.02	60.29	.8975	1.1084	.0221	-.0063	.0066	.0133	-.1044	1.4228
54.94	8.01	60.67	.8961	1.1041	.0184	-.0126	-.0025	-.0008	-.1053	1.4186
54.96	12.03	60.05	.9482	1.1577	.0110	-.0157	-.0209	.0313	-.1177	1.4922
54.96	16.02	60.17	.9426	1.1467	.0189	-.0209	-.0311	.0439	-.1194	1.4800

Table A2. Continued

ALPHA	BETA	Q	CL	CD	CPM	CRM	CYM	CSF	CAF	CNF
RUN = 465										
17.08	.00	60.26	.6615	.1781	-.0383	-.0014	-.0016	.0072	-.0301	.6846
20.03	.00	60.29	.7875	.2375	-.0290	.0006	-.0002	.0036	-.0526	.8212
25.03	.00	59.91	.9736	.3602	-.0083	-.0054	.0009	.0031	-.0914	1.0346
30.02	.00	59.21	1.1191	.5209	.0009	-.0054	.0029	-.0050	-.1146	1.2295
32.07	.00	60.37	1.1284	.5915	.0044	-.0031	-.0041	-.0048	-.1036	1.2703
35.00	.00	60.20	1.0539	.6760	-.0308	.0005	-.0030	-.0067	-.0564	1.2511
40.04	.00	60.52	1.0744	.8285	-.0231	-.0018	.0041	-.0045	-.0621	1.3556
45.02	.00	60.70	1.0588	.9651	-.0195	-.0008	-.0041	.0082	-.0717	1.4311
50.07	.00	61.03	.9910	1.0700	-.0087	-.0005	.0047	-.0166	-.0779	1.4566
54.98	.00	60.55	.8837	1.1352	.0052	-.0003	.0033	-.0207	-.0767	1.4368
56.04	.00	60.50	.8609	1.1506	.0071	-.0009	.0004	-.0089	-.0758	1.4352
RUN = 466										
30.11	16.00	60.18	1.0898	.5095	.0141	-.0340	.0175	-.2904	-.1115	1.1983
30.12	12.05	60.62	1.1021	.5136	.0071	-.0292	.0069	-.2145	-.1145	1.2110
30.13	7.99	60.26	1.1157	.5207	.0018	-.0238	.0000	-.1392	-.1153	1.2263
30.14	3.99	60.37	1.1305	.5274	-.0011	-.0162	.0007	-.0651	-.1173	1.2425
30.13	.00	60.25	1.1229	.5236	.0028	-.0063	.0035	-.0089	-.1167	1.2340
30.12	-4.01	60.02	1.1060	.5196	-.0027	.0085	.0064	.0578	-.1114	1.2174
30.12	-8.00	59.91	1.0905	.5162	.0019	.0153	.0087	.1267	-.1065	1.2023
30.12	-12.03	60.27	1.0875	.5139	-.0011	.0215	.0053	.2018	-.1070	1.1985
30.12	-16.02	60.06	1.0687	.5057	.0040	.0303	-.0014	.2726	-.1048	1.1781
RUN = 467										
40.12	-16.02	60.41	1.0410	.7833	-.0049	.0482	.0018	.0469	-.0773	1.3008
40.08	-12.02	60.04	1.0335	.7955	-.0117	.0289	.0131	.0036	-.0622	1.3030
40.09	-8.00	59.94	1.0762	.8262	-.0245	.0222	.0120	-.0183	-.0663	1.3554
40.09	-3.98	60.07	1.0878	.8387	-.0311	.0133	.0096	-.0145	-.0642	1.3723
40.08	-.01	60.06	1.0759	.8306	-.0267	-.0011	-.0017	.0031	-.0624	1.3580
40.08	4.01	60.18	1.0850	.8363	-.0325	-.0118	-.0095	-.0083	-.0639	1.3686
40.07	8.00	60.06	1.1031	.8403	-.0343	-.0152	-.0220	.0093	-.0723	1.3851
40.05	12.02	60.51	1.0411	.7897	-.0134	-.0305	-.0114	.0002	-.0706	1.3051
40.06	16.03	60.51	1.0391	.7839	-.0058	-.0357	-.0146	-.0287	-.0741	1.2998

Table A2. Continued

ALPHA	BETA	Q	CL	CD	CPM	CRM	CYM	CSF	CAF	CNF
RUN = 468										
50.09	16.00	60.41	1.0168	1.0869	.0188	-.0236	-.0249	.0888	-.0872	1.4861
50.07	12.02	59.91	1.0256	1.0948	.0065	-.0160	-.0139	.0441	-.0884	1.4978
50.06	8.01	59.67	1.0181	1.0916	-.0007	-.0096	-.0052	.0340	-.0844	1.4905
50.04	4.00	60.04	.9858	1.0648	-.0040	-.0061	-.0114	.0226	-.0764	1.4493
50.05	.00	60.16	.9904	1.0730	-.0079	-.0008	.0036	-.0174	-.0750	1.4585
50.07	-4.02	60.41	1.0118	1.0897	-.0108	.0038	.0087	-.0500	-.0812	1.4850
50.10	-8.00	60.29	1.0300	1.1041	-.0106	.0102	.0004	-.0331	-.0867	1.5077
50.11	-12.05	60.17	1.0302	1.0988	.0056	.0156	.0092	-.0753	-.0905	1.5038
50.16	-16.00	60.17	1.0271	1.0964	.0242	.0259	.0195	-.0967	-.0912	1.4998
RUN = 469										
17.04	.01	60.61	.6571	.1761	-.0463	-.0013	-.0002	.0047	-.0309	.6799
20.06	.01	60.29	.7840	.2363	-.0375	.0007	.0007	.0030	-.0536	.8175
25.03	.01	60.03	.9730	.3620	-.0191	-.0054	.0026	.0018	-.0905	1.0347
30.11	.01	59.79	1.1192	.5243	-.0070	-.0049	.0028	-.0022	-.1146	1.2312
32.03	.01	59.67	1.1253	.5914	-.0004	-.0032	-.0044	-.0045	-.1021	1.2677
35.05	.01	60.56	1.0577	.6769	-.0405	-.0005	.0012	-.0163	-.0598	1.2546
40.11	.01	60.43	1.0907	.8357	-.0410	-.0010	.0047	-.0087	-.0697	1.3726
45.08	.01	59.98	1.0742	.9684	-.0365	-.0015	.0004	.0054	-.0826	1.4442
49.98	.01	60.53	1.0092	1.0672	-.0286	-.0006	.0122	-.0204	-.0923	1.4663
55.10	.01	60.56	.8867	1.1238	-.0065	-.0001	.0037	-.0231	-.0899	1.4290
56.02	.01	60.25	.8656	1.1388	-.0075	-.0003	-.0008	-.0042	-.0867	1.4281
RUN = 470										
30.08	16.01	59.95	1.0913	.5114	.0004	-.0321	.0147	-.2910	-.1112	1.2007
30.10	12.02	60.62	1.1079	.5189	-.0020	-.0281	.0050	-.2111	-.1134	1.2188
30.10	7.98	60.50	1.1133	.5241	-.0075	-.0229	-.0034	-.1319	-.1117	1.2260
30.11	4.01	60.61	1.1286	.5321	-.0071	-.0152	-.0024	-.0585	-.1127	1.2433
30.12	-.02	60.48	1.1133	.5233	-.0082	-.0045	.0020	-.0063	-.1129	1.2256
30.10	-3.99	60.02	1.1038	.5191	-.0153	.0086	.0111	.0458	-.1114	1.2153
30.10	-8.02	59.91	1.0841	.5171	-.0088	.0142	.0120	.1216	-.1032	1.1972
30.10	-12.06	60.04	1.0839	.5129	-.0152	.0194	.0092	.1974	-.1066	1.1950
30.10	-16.01	59.82	1.0641	.4979	-.0111	.0260	.0082	.2603	-.1098	1.1703

Table A2. Continued

ALPHA	BETA	Q	CL	CD	CPM	CRM	CYM	CSF	CAF	CNF
RUN = 471										
40.14	-16.01	60.41	1.0572	.7824	-.0193	.0431	.0024	.0481	-.0900	1.3126
40.11	-12.05	60.29	1.0456	.7921	-.0298	.0286	.0089	.0131	-.0744	1.3100
40.12	-8.01	59.95	1.0963	.8322	-.0456	.0204	.0147	-.0269	-.0764	1.3746
40.11	-4.00	60.07	1.1127	.8436	-.0513	.0079	.0133	-.0170	-.0782	1.3946
40.10	.00	60.07	1.0912	.8357	-.0435	-.0008	.0008	-.0028	-.0701	1.3730
40.09	4.00	59.95	1.1018	.8397	-.0478	-.0114	-.0111	-.0079	-.0736	1.3837
40.09	8.05	60.06	1.1229	.8474	-.0573	-.0157	-.0195	.0075	-.0812	1.4048
40.07	12.01	60.52	1.0628	.7985	-.0400	-.0301	-.0092	-.0061	-.0794	1.3273
40.07	16.04	60.51	1.0448	.7767	-.0221	-.0358	-.0089	-.0412	-.0845	1.2995
RUN = 472										
50.08	16.04	60.54	1.0350	1.0855	-.0006	-.0243	-.0210	.0757	-.1030	1.4967
50.08	12.07	60.41	1.0362	1.0877	-.0123	-.0167	-.0168	.0593	-.1025	1.4991
50.05	7.98	60.04	1.0332	1.0878	-.0231	-.0085	-.0193	.0476	-.0994	1.4974
50.05	4.00	60.04	1.0081	1.0679	-.0287	-.0059	-.0145	.0189	-.0927	1.4660
50.04	-.01	59.91	1.0104	1.0711	-.0257	-.0005	.0045	-.0090	-.0924	1.4699
50.07	-4.02	60.16	1.0329	1.0919	-.0264	.0036	.0072	-.0415	-.0969	1.5003
50.10	-8.02	60.04	1.0459	1.0987	-.0234	.0114	.0047	-.0345	-.1035	1.5138
50.12	-12.01	60.17	1.0384	1.0926	-.0104	.0170	.0087	-.0820	-.1023	1.5043
50.16	-15.99	59.92	1.0384	1.0909	.0073	.0266	.0194	-.0917	-.1043	1.5029
RUN = 473										
20.03	16.00	60.04	.7908	.1645	-.0281	-.0080	-.0570	-.1815	-.1227	.7993
20.04	12.00	60.26	.8133	.1699	-.0320	-.0098	-.0432	-.1261	-.1256	.8223
20.05	7.99	60.59	.8217	.1715	-.0354	-.0114	-.0306	-.0810	-.1271	.8307
20.06	4.00	60.82	.8293	.1787	-.0376	-.0017	-.0112	-.0518	-.1232	.8403
20.07	.01	60.36	.8505	.1836	-.0413	.0003	-.0006	.0065	-.1260	.8619
20.07	-4.00	60.02	.8487	.1839	-.0413	.0017	.0115	.0632	-.1252	.8603
20.08	-8.01	60.02	.8337	.1757	-.0385	.0050	.0282	.0954	-.1279	.8434
20.08	-12.01	59.91	.8206	.1715	-.0353	.0063	.0433	.1331	-.1273	.8296
20.08	-16.02	59.81	.7808	.1670	-.0285	.0091	.0588	.1875	-.1176	.7906

Table A2. Continued

ALPHA	BETA	Q	CL	CD	CPM	CRM	CYM	CSF	CAF	CNF
RUN = 474										
30.05	-16.02	59.89	1.1068	.4800	-.0080	.0224	.0651	.1283	-.1451	1.1984
30.05	-12.05	60.23	1.1316	.4820	-.0149	.0120	.0515	.1087	-.1558	1.2208
30.05	-8.00	60.80	1.1334	.4799	-.0150	.0095	.0314	.0798	-.1586	1.2214
30.04	-8.00	60.11	1.1341	.4830	-.0125	.0104	.0314	.0798	-.1559	1.2236
30.04	-4.01	60.10	1.1578	.4836	-.0196	.0056	.0161	.0455	-.1673	1.2443
30.05	.00	59.99	1.1926	.4946	-.0248	-.0036	.0023	.0051	-.1756	1.2800
30.05	3.99	59.99	1.1844	.4898	-.0151	-.0098	-.0097	-.0340	-.1756	1.2705
30.03	8.00	59.76	1.1649	.4831	-.0145	-.0177	-.0275	-.0804	-.1714	1.2503
30.04	12.01	59.87	1.1588	.4787	-.0085	-.0205	-.0470	-.1013	-.1722	1.2428
30.02	16.02	59.88	1.1326	.4752	-.0044	-.0240	-.0612	-.1264	-.1617	1.2184
RUN = 475										
40.04	16.02	59.88	1.0405	.7505	-.0006	-.0327	-.0335	.0206	-.1009	1.2794
40.03	12.08	60.01	1.0511	.7642	-.0115	-.0300	-.0234	.0297	-.0971	1.2963
40.05	8.00	59.56	1.1076	.8026	-.0279	-.0153	-.0170	.0149	-.1045	1.3643
40.06	4.00	60.04	1.0932	.8005	-.0286	-.0091	-.0095	.0046	-.0971	1.3519
40.06	.01	60.28	1.0875	.7992	-.0254	.0013	-.0014	-.0078	-.0944	1.3467
40.08	-4.00	60.05	1.1144	.8131	-.0303	.0086	.0123	-.0261	-.1015	1.3762
40.08	-8.00	60.28	1.0850	.7977	-.0221	.0195	.0148	-.0431	-.0945	1.3438
40.09	-12.00	60.62	1.0333	.7600	-.0036	.0280	.0213	-.0335	-.0901	1.2800
40.13	-16.00	60.51	1.0549	.7600	.0047	.0416	.0323	-.0343	-.1051	1.2964
RUN = 476										
50.12	-16.00	60.29	1.0141	1.0410	.0467	.0251	.0071	-.0552	-.1164	1.4491
50.07	-12.06	60.04	1.0125	1.0450	.0252	.0177	.0014	-.0527	-.1114	1.4512
50.05	-8.00	60.28	1.0129	1.0476	.0106	.0113	.0031	-.0375	-.1096	1.4535
50.02	-4.00	60.53	.9881	1.0276	.0121	.0060	-.0085	-.0273	-.1025	1.4222
49.99	.03	60.40	.9684	1.0098	.0110	.0000	-.0025	-.0100	-.0982	1.3961
49.99	4.01	60.53	.9735	1.0140	.0105	-.0071	.0010	.0143	-.0993	1.4025
50.00	8.01	60.28	.9880	1.0257	.0141	-.0115	.0047	.0203	-.1032	1.4208
50.02	12.01	60.66	1.0143	1.0461	.0201	-.0172	-.0055	.0331	-.1108	1.4533
50.03	16.02	60.53	1.0111	1.0370	.0396	-.0242	-.0075	.0428	-.1144	1.4443

Table A2. Continued

ALPHA	BETA	Q	CL	CD	CPM	CRM	CYM	CSF	CAF	CNF
RUN = 477										
55.07	16.02	60.18	.9287	1.1248	.0550	-.0222	.0008	.0242	-.1226	1.4539
55.04	12.08	60.05	.9289	1.1356	.0404	-.0150	.0058	.0223	-.1159	1.4629
55.01	8.02	60.05	.8962	1.1031	.0284	-.0109	.0057	.0069	-.1072	1.4176
55.01	4.00	60.18	.8793	1.0859	.0268	-.0069	-.0076	-.0095	-.1030	1.3939
55.01	.00	60.30	.8776	1.0845	.0242	.0000	-.0040	-.0141	-.1025	1.3917
55.03	-4.01	60.30	.8937	1.1007	.0243	.0053	-.0017	-.0111	-.1068	1.4141
55.07	-8.00	60.18	.9255	1.1322	.0316	.0096	-.0052	-.0347	-.1160	1.4581
55.11	-12.01	59.81	.9398	1.1483	.0389	.0151	-.0046	-.0406	-.1196	1.4795
55.13	-16.00	60.06	.9124	1.1097	.0652	.0236	-.0037	-.0264	-.1197	1.4321
RUN = 478										
16.98	.01	60.10	.7077	.1312	-.0522	-.0009	-.0002	.0027	-.0877	.7152
20.07	.01	60.25	.8430	.1874	-.0435	.0004	.0005	.0014	-.1197	.8561
25.00	.01	60.10	1.0281	.3132	-.0209	-.0044	.0007	.0033	-.1572	1.0642
30.06	.01	59.99	1.1778	.4938	-.0190	-.0003	-.0016	.0015	-.1691	1.2667
32.07	.01	60.00	1.1933	.5756	-.0180	-.0029	-.0020	-.0008	-.1523	1.3168
34.97	.01	59.94	1.0775	.6516	-.0405	-.0032	.0030	-.0110	-.0901	1.2564
40.08	.01	59.93	1.0874	.7971	-.0240	-.0010	.0001	-.0038	-.0964	1.3452
45.02	.01	59.84	1.0448	.9165	-.0115	.0000	.0057	-.0090	-.0973	1.3868
50.09	.01	59.67	.9680	1.0141	.0112	-.0004	.0012	-.0127	-.0977	1.3989
55.01	.01	60.18	.8750	1.0874	.0262	.0008	-.0031	-.0075	-.0991	1.3926
56.04	.01	59.88	.8590	1.1078	.0239	.0003	-.0050	-.0055	-.0995	1.3986
RUN = 479										
17.08	.00	60.25	.6665	.1638	-.1063	-.0009	-.0003	-.0007	-.0464	.6853
20.03	.00	60.16	.7906	.2208	-.1078	.0011	.0007	.0028	-.0706	.8184
25.10	.00	59.89	.9616	.3401	-.1052	-.0052	.0011	.0008	-.1072	1.0150
30.08	.00	59.90	1.0891	.5124	-.1314	-.0024	.0002	-.0012	-.1098	1.1993
35.08	.00	59.86	1.0090	.6673	-.1512	-.0132	.0129	.0110	-.0412	1.2092
40.06	.00	59.80	1.0088	.7873	-.1392	-.0014	.0049	-.0007	-.0539	1.2788
45.03	.00	59.72	.9531	.8748	-.1305	-.0010	.0001	-.0074	-.0629	1.2925
50.02	.00	59.91	.8720	.9388	-.1191	.0009	-.0004	-.0115	-.0718	1.2797
55.03	.00	59.93	.8017	1.0033	-.1096	-.0010	-.0014	-.0072	-.0886	1.2816
55.76	.00	60.11	.7935	1.0132	-.1044	-.0008	-.0008	-.0077	-.0927	1.2841

Table A2. Continued

ALPHA	BETA	Q	CL	CD	CPM	CRM	CYM	CSF	CAF	CNF
RUN = 480										
32.07	-16.00	60.16	.9830	.5464	-.1205	.0648	-.0411	.2483	-.0673	1.1231
32.08	-11.97	60.03	1.0368	.5620	-.1319	.0407	-.0179	.1852	-.0830	1.1770
32.08	-11.97	60.14	1.0372	.5611	-.1287	.0396	-.0148	.1796	-.0841	1.1768
32.06	-8.00	60.26	1.0312	.5689	-.1394	.0342	-.0114	.1177	-.0738	1.1759
32.06	-4.00	59.68	1.0421	.5772	-.1337	.0142	-.0041	.0746	-.0726	1.1896
32.04	.00	59.90	1.0643	.5821	-.1459	-.0135	.0206	-.0078	-.0799	1.2110
32.05	4.00	60.25	1.0484	.5705	-.1364	-.0160	.0016	-.0704	-.0816	1.1913
32.03	8.00	60.13	1.0248	.5584	-.1363	-.0293	.0099	-.1283	-.0789	1.1650
32.03	12.08	59.91	1.0132	.5526	-.1299	-.0327	.0111	-.1867	-.0778	1.1520
32.04	16.00	59.35	1.0330	.5572	-.1235	-.0517	.0262	-.2821	-.0845	1.1713
RUN = 481										
32.05	16.00	60.40	1.0344	.5564	-.1243	-.0507	.0254	-.2832	-.0862	1.1720
32.03	11.99	60.25	1.0131	.5547	-.1271	-.0327	.0086	-.1783	-.0761	1.1531
32.04	8.00	59.90	1.0256	.5585	-.1357	-.0288	.0078	-.1316	-.0798	1.1657
32.06	4.00	60.02	1.0526	.5725	-.1353	-.0138	-.0005	-.0738	-.0826	1.1960
32.06	.00	60.02	1.0690	.5852	-.1504	-.0135	.0205	-.0091	-.0806	1.2166
32.06	-4.00	59.90	1.0289	.5729	-.1373	.0148	-.0056	.0652	-.0697	1.1761
32.07	-8.00	59.79	1.0340	.5690	-.1373	.0329	-.0113	.1191	-.0761	1.1783
32.09	-12.01	59.91	1.0371	.5628	-.1288	.0381	-.0124	.1808	-.0835	1.1776
32.07	-16.00	59.92	.9804	.5441	-.1156	.0647	-.0418	.2493	-.0690	1.1197
RUN = 482										
17.09	.00	60.25	.7451	.1748	.0167	-.0040	-.0023	.0037	-.0593	.7636
20.04	.00	59.84	.8610	.2535	.0283	.0003	-.0011	.0029	-.0647	.8957
25.08	.00	59.95	1.0454	.4225	.0227	.0000	-.0006	-.0005	-.0683	1.1259
30.13	.00	60.20	1.1355	.6056	.0109	-.0026	.0009	-.0021	-.0544	1.2861
31.97	.00	60.16	1.0195	.6073	.0315	-.0028	.0044	-.0043	-.0330	1.1865
35.05	.00	59.75	1.0293	.6932	.0382	.0001	.0002	-.0047	-.0321	1.2408
40.07	.00	60.19	1.0672	.8596	.0397	.0027	-.0020	-.0209	-.0378	1.3701
45.03	.00	59.97	1.0086	.9686	.0436	.0016	-.0031	-.0034	-.0374	1.3980
50.05	.00	59.91	.9217	1.0526	.0412	-.0010	-.0063	-.0049	-.0391	1.3988
55.03	.00	59.80	.8409	1.1367	.0394	.0001	.0028	-.0120	-.0461	1.4135
56.09	.00	60.13	.8202	1.1520	.0385	-.0004	-.0020	-.0121	-.0465	1.4137

Table A2. Continued

ALPHA	BETA	Q	CL	CD	CPM	CRM	CYM	CSF	CAF	CNF
RUN = 483										
17.11	.00	60.01	.7626	.1668	.0249	-.0057	-.0026	.0025	-.0747	.7779
20.00	.00	59.83	.8621	.2432	.0247	-.0004	-.0005	-.0012	-.0761	.8933
24.99	.00	59.93	1.0240	.4025	-.0006	-.0004	-.0014	-.0021	-.0776	1.0982
30.04	.00	59.93	1.0116	.5373	.0065	-.0007	.0013	-.0056	-.0510	1.1447
32.01	.00	59.90	.9741	.5675	.0182	-.0008	.0005	-.0120	-.0451	1.1268
35.13	.00	59.99	1.0234	.6758	.0139	.0012	.0001	-.0111	-.0460	1.2259
40.04	.00	59.81	1.0581	.8302	.0255	-.0019	.0046	-.0155	-.0549	1.3441
44.95	.00	59.71	1.0218	.9518	.0320	.0017	-.0033	-.0067	-.0580	1.3955
50.06	.00	60.29	.9362	1.0382	.0421	-.0004	-.0014	-.0082	-.0610	1.3970
54.98	.00	59.92	.8651	1.1381	.0435	-.0005	-.0021	-.0134	-.0647	1.4285
56.10	.00	60.00	.8450	1.1554	.0448	-.0014	-.0053	-.0175	-.0664	1.4303
RUN = 484										
17.05	.00	59.79	.6829	.1695	-.1052	-.0060	-.0012	.0029	-.0490	.7025
20.03	.00	59.95	.7844	.2454	-.1007	-.0022	.0007	.0019	-.0489	.8211
25.04	.00	59.82	.9530	.4001	-.1063	-.0012	.0007	-.0009	-.0516	1.0327
29.97	.00	59.91	.9216	.5044	-.1003	.0115	-.0130	-.0005	-.0342	1.0504
32.11	.00	60.25	.9540	.5647	-.1019	.0091	-.0106	-.0033	-.0396	1.1083
34.95	.00	59.94	.9968	.6508	-.1035	.0043	-.0028	-.0087	-.0485	1.1899
40.03	.00	59.90	.9909	.7643	-.0819	-.0013	.0015	.0015	-.0628	1.2503
45.02	.00	60.20	.9618	.8740	-.0755	.0005	.0027	-.0091	-.0731	1.2981
50.03	.00	60.28	.8914	.9617	-.0653	.0008	-.0021	-.0052	-.0758	1.3097
54.99	.00	59.92	.8364	1.0640	-.0525	.0005	.0004	-.0122	-.0848	1.3513
55.90	.00	60.12	.8179	1.0732	-.0526	.0005	-.0028	-.0053	-.0858	1.3473
RUN = 485										
17.08	.00	60.15	.6835	.1866	-.0997	-.0067	-.0033	.0053	-.0338	.7081
20.08	.00	59.85	.7792	.2644	-.0991	-.0029	-.0008	.0005	-.0306	.8226
24.99	.00	59.61	.9353	.4177	-.1251	-.0029	.0015	-.0029	-.0280	1.0242
30.03	.00	59.93	.8796	.5228	-.1336	-.0137	.0149	-.0061	.0010	1.0231
32.03	.00	59.46	.9153	.5831	-.1463	-.0156	.0149	-.0081	-.0027	1.0853
35.00	.00	59.96	.9338	.6615	-.1463	-.0089	.0105	.0032	-.0053	1.1444
40.00	.00	59.91	.9590	.7906	-.1464	.0029	-.0024	-.0038	-.0222	1.2428
45.01	.00	59.83	.9019	.8656	-.1365	.0017	-.0049	-.0016	-.0370	1.2498
50.00	.00	60.03	.8450	.9462	-.1271	.0018	-.0003	-.0150	-.0500	1.2680
55.00	.00	60.17	.7911	1.0258	-.1200	-.0012	-.0075	-.0076	-.0704	1.2940
55.74	.00	60.23	.7796	1.0323	-.1188	-.0011	-.0016	-.0154	-.0741	1.2921

Table A2. Continued

ALPHA	BETA	Q	CL	CD	CPM	CRM	CYM	CSF	CAF	CNF
RUN = 486										
17.04	.00	60.00	.7235	.1521	-.0472	-.0067	-.0030	.0063	-.0786	.7363
19.99	.00	59.82	.8345	.2297	-.0349	-.0023	-.0004	.0001	-.0814	.8627
25.10	.00	60.05	1.0079	.3964	-.0351	-.0022	-.0006	.0017	-.0804	1.0809
30.08	.00	60.02	.9650	.5056	-.0184	-.0053	.0017	-.0035	-.0581	1.0884
31.99	.00	60.12	.9696	.5541	-.0228	-.0033	.0025	-.0105	-.0557	1.1159
35.02	.00	59.72	1.0054	.6483	-.0312	-.0033	.0050	-.0200	-.0579	1.1954
40.06	.00	60.16	1.0274	.7958	-.0297	.0032	-.0007	-.0157	-.0639	1.2985
44.96	.00	59.58	1.0003	.9151	-.0158	.0005	-.0067	.0048	-.0710	1.3544
50.07	.00	59.67	.9304	1.0100	.0073	.0002	.0035	-.0166	-.0765	1.3717
55.10	.00	59.93	.8563	1.1018	.0130	-.0009	-.0022	-.0145	-.0831	1.3936
56.25	.00	60.02	.8339	1.1177	.0058	-.0003	-.0022	-.0176	-.0835	1.3926
RUN = 487										
20.02	-16.00	59.88	.8089	.2140	-.0388	.0246	-.0283	.3432	-.0833	.8333
20.01	-12.00	59.96	.8138	.2169	-.0399	.0203	-.0198	.2451	-.0826	.8389
20.01	-8.00	60.06	.8094	.2166	-.0430	.0137	-.0089	.1532	-.0815	.8346
20.01	-3.99	59.93	.8218	.2221	-.0402	.0056	.0011	.0719	-.0807	.8482
20.01	.00	59.82	.8221	.2242	-.0353	-.0021	.0000	.0035	-.0790	.8492
19.99	4.01	60.05	.8449	.2284	-.0498	-.0115	-.0039	-.0624	-.0829	.8720
19.99	8.01	59.83	.8486	.2257	-.0501	-.0191	.0050	-.1449	-.0869	.8746
19.99	12.00	60.08	.8348	.2192	-.0449	-.0249	.0168	-.2359	-.0883	.8595
20.00	16.00	59.88	.8191	.2135	-.0376	-.0279	.0264	-.3378	-.0885	.8427
RUN = 488										
30.04	16.00	60.04	.9340	.4759	-.0120	-.0438	.0260	-.2285	-.0647	1.0468
30.04	12.00	60.03	.9458	.4846	-.0150	-.0383	.0201	-.1616	-.0632	1.0613
30.05	7.99	60.02	.9445	.4842	-.0214	-.0244	.0090	-.1138	-.0631	1.0600
30.05	4.00	60.13	.9466	.4923	-.0220	-.0082	.0020	-.0616	-.0573	1.0659
30.07	.00	60.13	.9560	.4983	-.0163	-.0034	.0023	-.0074	-.0571	1.0770
30.07	-4.00	59.90	.9644	.4986	-.0219	.0100	-.0052	.0520	-.0612	1.0845
30.07	-8.02	59.79	.9579	.4916	-.0171	.0329	-.0227	.1112	-.0641	1.0753
30.10	-12.00	59.80	.9523	.4842	-.0194	.0423	-.0309	.1790	-.0686	1.0667
30.10	-16.00	59.35	.9483	.4808	-.0092	.0415	-.0227	.2261	-.0695	1.0616

Table A2. Continued

ALPHA	BETA	Q	CL	CD	CPM	CRM	CYM	CSF	CAF	CNF
RUN = 489										
40.02	-16.00	60.01	.9856	.7515	.0041	.0364	.0011	.0428	-.0680	1.2381
39.99	-12.00	59.77	.9997	.7667	-.0147	.0314	.0022	.0106	-.0648	1.2586
39.99	-8.00	60.02	1.0456	.8029	-.0337	.0225	.0087	-.0168	-.0668	1.3170
39.98	-4.01	60.02	1.0384	.7955	-.0323	.0177	-.0020	-.0115	-.0677	1.3068
39.97	-.01	59.90	1.0296	.7926	-.0286	.0037	-.0043	-.0068	-.0639	1.2982
39.95	4.00	59.89	1.0214	.7881	-.0308	-.0168	.0064	-.0158	-.0618	1.2891
39.96	8.00	59.89	1.0447	.8021	-.0360	-.0214	-.0062	-.0024	-.0661	1.3159
39.95	12.01	60.12	1.0067	.7739	-.0239	-.0287	-.0062	-.0162	-.0632	1.2687
39.96	16.00	60.23	1.0054	.7667	-.0111	-.0333	-.0128	-.0339	-.0679	1.2630
RUN = 490										
50.01	16.00	59.54	.9706	1.0319	.0193	-.0247	-.0121	.0271	-.0899	1.4143
50.00	12.00	59.78	.9711	1.0359	.0056	-.0184	-.0093	.0270	-.0875	1.4178
49.97	7.98	59.91	.9553	1.0276	-.0005	-.0124	.0070	-.0030	-.0800	1.4013
49.97	4.01	60.03	.9319	1.0062	.0042	-.0071	.0000	-.0053	-.0759	1.3698
49.98	.00	60.16	.9287	1.0042	.0019	.0010	-.0079	.0027	-.0751	1.3662
49.99	-4.00	60.28	.9460	1.0238	-.0026	.0065	-.0032	-.0179	-.0761	1.3924
50.02	-8.02	59.66	.9711	1.0436	.0011	.0137	-.0003	-.0157	-.0834	1.4236
50.06	-11.99	59.91	.9826	1.0509	.0076	.0185	.0071	-.0455	-.0886	1.4366
50.09	-16.02	60.29	.9858	1.0499	.0248	.0250	.0147	-.0574	-.0927	1.4378
RUN = 491										
55.09	-16.02	59.93	.9130	1.1486	.0373	.0227	.0043	-.0377	-.1014	1.4644
55.04	-12.02	59.93	.9135	1.1539	.0236	.0155	-.0016	-.0397	-.0975	1.4691
55.00	-7.99	60.30	.8852	1.1260	.0172	.0125	-.0091	-.0175	-.0893	1.4301
54.97	-4.01	59.92	.8645	1.1089	.0104	.0072	-.0073	.0041	-.0813	1.4043
54.96	.01	60.17	.8504	1.0878	.0093	.0000	-.0014	-.0133	-.0815	1.3789
54.96	4.00	60.05	.8538	1.0919	.0124	-.0064	-.0079	-.0107	-.0818	1.3842
54.96	8.00	60.17	.8689	1.1097	.0081	-.0127	.0070	-.0077	-.0840	1.4074
54.99	12.00	60.30	.8988	1.1350	.0180	-.0166	-.0027	.0187	-.0947	1.4453
55.01	16.00	59.93	.9027	1.1345	.0318	-.0226	-.0077	.0286	-.0987	1.4471

Table A2. Continued

ALPHA	BETA	Q	CL	CD	CPM	CRM	CYM	CSF	CAF	CNF
RUN = 492										
17.03	.00	60.13	.7554	.1778	.0214	-.0042	-.0033	.0085	-.0584	.7744
20.02	.00	60.07	.8993	.2662	.0278	.0014	-.0010	.0032	-.0651	.9361
25.04	.00	59.96	1.1049	.4383	.0430	.0031	.0007	-.0022	-.0781	1.1866
30.07	.00	59.96	1.1441	.5925	.0548	.0012	-.0019	-.0027	-.0679	1.2870
32.02	.00	59.94	1.1136	.6336	.0645	.0016	-.0043	-.0019	-.0608	1.2801
35.04	.00	59.74	1.0502	.6851	.0861	.0006	-.0012	-.0012	-.0495	1.2532
40.04	.00	60.05	1.0623	.8351	.0969	-.0008	-.0015	-.0112	-.0513	1.3505
45.05	.00	59.98	1.0286	.9698	.0954	.0015	-.0056	.0094	-.0499	1.4131
49.98	.00	59.91	.9587	1.0787	.0832	.0013	.0000	-.0115	-.0475	1.4425
55.02	.00	59.68	.8827	1.1889	.0766	.0012	.0012	-.0204	-.0485	1.4801
56.18	.00	60.01	.8541	1.2016	.0722	.0009	.0006	-.0139	-.0475	1.4737
RUN = 493										
17.11	.00	60.01	.7677	.1713	.0276	-.0033	-.0024	.0078	-.0700	.7841
20.06	.00	60.18	.9040	.2567	.0272	.0019	-.0010	.0049	-.0768	.9372
25.01	.00	59.71	1.0653	.4089	.0243	.0009	.0006	-.0024	-.0877	1.1383
29.99	.00	60.05	1.1036	.5550	.0361	.0021	-.0057	.0008	-.0789	1.2333
32.02	.00	60.14	1.0630	.5922	.0526	.0001	.0006	-.0092	-.0692	1.2153
35.09	.00	60.31	1.0160	.6479	.0700	-.0026	.0062	-.0112	-.0615	1.2038
40.03	.00	59.80	1.0495	.8037	.0775	-.0049	.0088	-.0109	-.0671	1.3205
45.02	.00	60.09	1.0286	.9386	.0833	.0003	.0121	-.0211	-.0710	1.3910
50.00	.00	59.79	.9746	1.0642	.0795	-.0001	-.0025	-.0003	-.0691	1.4417
55.05	.00	60.05	.9055	1.1832	.0791	-.0003	-.0039	-.0101	-.0707	1.4886
56.22	.00	60.01	.8908	1.2111	.0748	-.0014	-.0041	-.0139	-.0732	1.5019
RUN = 494										
17.03	.00	59.79	.7015	.1769	-.1030	-.0042	-.0014	.0081	-.0437	.7225
20.08	.00	60.07	.8324	.2567	-.0941	-.0009	.0008	.0032	-.0519	.8699
25.10	.00	60.05	.9572	.3865	-.0725	.0009	.0017	.0015	-.0631	1.0308
30.06	.00	59.90	.9604	.4962	-.0597	.0093	-.0052	.0000	-.0586	1.0798
32.04	.00	59.99	.9195	.5211	-.0453	.0048	-.0065	.0075	-.0529	1.0559
35.06	.00	60.05	.9436	.5987	-.0386	.0040	-.0062	.0008	-.0586	1.1163
40.08	.00	60.03	.9893	.7429	-.0364	.0005	.0004	.0006	-.0748	1.2353
47.91	.00	60.13	.9423	.9282	-.0320	-.0015	.0054	-.0132	-.0823	1.3204
50.06	.00	60.16	.9212	.9783	-.0310	.0000	.0014	-.0057	-.0834	1.3415
55.04	.00	59.93	.8657	1.0941	-.0236	-.0008	.0016	-.0158	-.0874	1.3928
56.20	.00	60.14	.8551	1.1266	-.0200	.0002	-.0053	-.0123	-.0887	1.4119

Table A2. Continued

ALPHA	BETA	Q	CL	CD	CPM	CRM	CYM	CSF	CAF	CNF
RUN = 495										
17.08	.00	60.15	.7024	.1940	-.0961	-.0030	-.0029	.0067	-.0269	.7284
20.09	.00	59.86	.8288	.2774	-.0957	.0005	-.0011	.0062	-.0303	.8737
25.06	.00	59.72	.9304	.4054	-.0873	-.0023	.0023	.0006	-.0330	1.0145
30.00	.00	59.81	.9217	.5191	-.0989	-.0066	.0058	-.0104	-.0172	1.0578
32.01	.00	59.79	.9062	.5586	-.0957	-.0056	.0077	-.0134	-.0124	1.0645
35.01	.00	60.19	.9306	.6415	-.1031	.0026	.0070	.0017	-.0141	1.1303
39.98	.00	60.01	.9592	.7727	-.1036	.0090	-.0009	-.0086	-.0296	1.2315
47.75	.00	60.10	.8965	.9219	-.0971	.0023	-.0029	-.0068	-.0485	1.2852
50.06	.00	60.04	.8762	.9684	-.0925	.0022	.0002	-.0068	-.0546	1.3050
55.01	.00	59.80	.8316	1.0684	-.0897	-.0008	.0002	-.0091	-.0731	1.3521
55.83	.00	59.99	.8185	1.0756	-.0914	.0006	-.0034	-.0027	-.0775	1.3497
RUN = 496										
17.06	.00	60.24	.7304	.1560	-.0433	-.0058	-.0031	.0083	-.0708	.7441
20.02	.00	59.94	.8698	.2361	-.0338	.0002	-.0005	.0014	-.0817	.8981
25.09	.00	59.92	1.0283	.3853	-.0053	.0022	.0001	-.0020	-.0929	1.0947
30.06	.00	59.91	1.0494	.5154	.0088	.0006	-.0023	-.0038	-.0852	1.1664
32.07	.00	59.89	1.0109	.5480	.0255	.0002	-.0014	-.0095	-.0780	1.1476
35.09	.00	59.83	1.0003	.6219	.0221	-.0010	-.0056	-.0086	-.0716	1.1760
40.07	.00	60.16	1.0335	.7799	.0220	.0023	-.0001	-.0058	-.0736	1.2929
45.01	.00	60.20	1.0143	.9085	.0313	.0029	-.0054	-.0004	-.0798	1.3596
50.08	.00	60.29	.9642	1.0311	.0381	-.0001	.0010	-.0040	-.0824	1.4095
55.02	.00	60.05	.8980	1.1445	.0462	.0005	-.0046	-.0094	-.0841	1.4526
56.12	.00	59.88	.8844	1.1676	.0444	.0004	-.0029	-.0205	-.0876	1.4624
RUN = 497										
19.97	-16.00	60.00	.8192	.2252	-.0292	.0308	-.0295	.3423	-.0739	.8468
19.97	-11.99	60.09	.8467	.2333	-.0365	.0190	-.0214	.2483	-.0757	.8755
19.97	-8.00	60.07	.8531	.2332	-.0390	.0113	-.0099	.1585	-.0780	.8815
19.96	-4.01	60.06	.8611	.2332	-.0334	.0030	.0011	.0725	-.0806	.8890
19.97	.00	59.71	.8718	.2370	-.0311	.0007	-.0006	.0023	-.0809	.9004
19.95	4.02	60.06	.8828	.2384	-.0446	-.0065	-.0033	-.0624	-.0831	.9112
19.94	8.02	59.84	.8779	.2342	-.0460	-.0171	.0063	-.1454	-.0853	.9052
19.94	12.03	59.85	.8735	.2304	-.0459	-.0277	.0179	-.2379	-.0873	.8997
19.93	16.02	60.11	.8369	.2236	-.0369	-.0359	.0279	-.3386	-.0811	.8630

Table A2. Continued

ALPHA	BETA	Q	CL	CD	CPM	CRM	CYM	CSF	CAF	CNF
RUN = 498										
30.09	16.02	59.93	.9781	.4821	.0202	-.0377	.0071	-.2540	-.0791	1.0880
30.10	12.03	59.92	1.0128	.4972	.0089	-.0289	.0016	-.1888	-.0836	1.1256
30.13	8.00	60.03	1.0328	.5071	.0144	-.0183	-.0065	-.1238	-.0858	1.1478
30.15	4.00	60.14	1.0594	.5195	.0119	-.0063	-.0045	-.0706	-.0887	1.1770
30.16	-.02	60.03	1.0591	.5222	.0117	.0004	-.0029	-.0076	-.0867	1.1781
30.16	-4.05	59.80	1.0585	.5207	.0075	.0073	.0036	.0545	-.0876	1.1768
30.18	-8.01	59.92	1.0534	.5167	.0090	.0204	-.0002	.1188	-.0889	1.1703
30.17	-12.10	60.04	1.0202	.5021	.0116	.0251	.0017	.1851	-.0847	1.1344
30.15	-15.98	59.81	.9854	.4840	.0229	.0363	-.0021	.2482	-.0826	1.0952
RUN = 499										
40.01	-15.98	60.00	1.0010	.7413	.0573	.0345	.0099	.0719	-.0817	1.2433
39.99	-11.97	60.12	1.0057	.7503	.0391	.0288	.0118	.0150	-.0773	1.2527
39.97	-7.99	60.01	1.0436	.7831	.0256	.0278	.0020	-.0066	-.0761	1.3028
39.96	-3.99	60.12	1.0395	.7781	.0196	.0196	-.0082	-.0069	-.0771	1.2965
39.95	.00	60.00	1.0346	.7770	.0215	.0044	-.0053	-.0093	-.0747	1.2921
39.94	4.00	60.36	1.0307	.7738	.0241	-.0143	-.0007	-.0065	-.0745	1.2870
39.93	8.00	59.99	1.0172	.7634	.0235	-.0244	-.0021	-.0026	-.0736	1.2700
39.93	11.99	60.10	1.0114	.7574	.0345	-.0314	-.0067	-.0154	-.0744	1.2617
39.93	16.01	60.10	1.0040	.7494	.0455	-.0362	-.0095	-.0536	-.0759	1.2509
RUN = 500										
49.98	16.01	60.03	1.0044	1.0593	.0568	-.0294	-.0144	.0976	-.0937	1.4571
49.97	12.00	59.91	1.0104	1.0681	.0428	-.0222	-.0059	.0363	-.0922	1.4677
49.94	8.00	60.03	.9844	1.0466	.0367	-.0147	.0041	.0205	-.0856	1.4346
49.94	4.01	59.90	.9628	1.0259	.0368	-.0068	-.0017	.0042	-.0824	1.4048
49.94	.01	59.78	.9681	1.0344	.0368	.0006	-.0062	-.0039	-.0810	1.4147
49.95	-3.98	59.90	.9714	1.0350	.0362	.0090	-.0061	-.0216	-.0834	1.4173
49.99	-8.01	59.91	1.0249	1.0835	.0364	.0155	.0102	-.0388	-.0944	1.4889
50.02	-12.07	59.79	1.0227	1.0818	.0474	.0222	.0049	-.0364	-.0944	1.4861
50.05	-16.08	60.41	1.0003	1.0568	.0643	.0308	.0043	-.0438	-.0944	1.4524

Table A2. Continued

ALPHA	BETA	Q	CL	CD	CPM	CRM	CYM	CSF	CAF	CNF
RUN = 501										
55.01	-16.08	60.18	.9476	1.1807	.0768	.0280	-.0056	-.0572	-.1053	1.5107
54.97	-12.02	60.17	.9617	1.2045	.0570	.0200	-.0092	-.0534	-.1022	1.5384
54.93	-8.00	59.92	.9452	1.1898	.0434	.0128	-.0076	-.0409	-.0962	1.5168
54.89	-4.01	60.42	.9101	1.1544	.0432	.0071	-.0024	-.0170	-.0868	1.4678
54.87	.00	59.91	.8976	1.1362	.0442	.0012	-.0060	-.0006	-.0864	1.4457
54.88	4.05	60.29	.8937	1.1330	.0477	-.0068	.0021	-.0002	-.0851	1.4409
54.88	8.01	60.54	.9115	1.1534	.0449	-.0132	.0144	.0185	-.0881	1.4677
54.90	12.00	59.92	.9145	1.1514	.0569	-.0206	.0214	.0307	-.0923	1.4679
54.94	16.04	60.04	.9373	1.1691	.0714	-.0262	-.0001	.0722	-.1016	1.4954
RUN = 502										
17.05	.01	60.58	.7220	.1492	-.0461	-.0068	-.0030	.0079	-.0767	.7340
20.10	.01	59.93	.8343	.2278	-.0315	-.0024	.0001	-.0012	-.0806	.8618
24.99	.01	60.04	1.0049	.3882	-.0359	-.0016	.0007	-.0024	-.0806	1.0748
30.01	.01	59.56	.9694	.5046	-.0171	-.0035	-.0011	.0029	-.0561	1.0918
32.09	.01	60.01	.9697	.5547	-.0200	-.0014	.0016	-.0071	-.0534	1.1162
35.02	.01	60.30	1.0090	.6517	-.0346	.0039	-.0074	-.0101	-.0535	1.2003
40.04	.01	60.28	1.0477	.8072	-.0222	.0086	-.0129	-.0229	-.0643	1.3215
45.13	.01	61.09	1.0090	.9261	-.0097	.0003	.0012	-.0039	-.0696	1.3682
50.14	.01	60.29	.9426	1.0216	.0099	-.0005	-.0006	-.0009	-.0767	1.3883
54.98	.01	60.30	.8752	1.1116	.0215	.0014	.0008	-.0085	-.0867	1.4126
56.06	.01	60.25	.8557	1.1259	.0220	.0004	.0034	-.0043	-.0892	1.4118
RUN = 503										
20.01	16.01	59.76	.8230	.2186	-.0339	-.0256	.0258	-.3359	-.0854	.8481
19.98	12.02	60.26	.6589	.1437	-.0668	-.0093	.0533	-.1734	-.0994	.6684
19.99	8.00	60.37	.6972	.1613	-.0652	.0002	.0255	-.0860	-.0961	.7103
19.99	4.01	60.59	.7057	.1678	-.0582	.0081	.0133	-.0120	-.0930	.7206
20.02	.00	60.71	.7182	.1689	-.0434	.0145	.0134	.0504	-.0967	.7326
20.01	-4.01	60.60	.7218	.1685	-.0475	.0211	.0134	.1142	-.0983	.7359
20.01	-8.00	60.27	.7167	.1678	-.0499	.0280	.0028	.1978	-.0972	.7309
20.01	-12.04	60.06	.7137	.1634	-.0468	.0320	-.0079	.2876	-.1005	.7265
20.02	-16.06	59.74	.7083	.1594	-.0480	.0384	-.0154	.3875	-.1026	.7201

Table A2. Continued

ALPHA	BETA	Q	CL	CD	CPM	CRM	CYM	CSF	CAF	CNF
RUN = 504										
30.07	-16.06	60.00	.8702	.4119	-.0172	.0545	-.0121	.2672	-.0893	.9594
30.05	-12.03	60.45	.8755	.4174	-.0190	.0548	-.0166	.2169	-.0870	.9668
30.04	-8.03	60.44	.8767	.4241	-.0307	.0452	-.0121	.1604	-.0815	.9713
30.03	-4.00	60.90	.8641	.4207	-.0272	.0302	-.0023	.1035	-.0780	.9586
30.03	.01	60.32	.8853	.4346	-.0243	.0105	.0086	.0515	-.0767	.9840
30.01	4.02	60.08	.8645	.4218	-.0265	.0006	.0154	-.0091	-.0771	.9595
30.02	8.00	60.09	.8672	.4224	-.0346	-.0135	.0243	-.0672	-.0780	.9622
30.01	12.03	59.97	.8694	.4169	-.0232	-.0275	.0328	-.1195	-.0837	.9614
30.02	16.02	59.87	.8704	.4119	-.0166	-.0319	.0354	-.1799	-.0887	.9597
RUN = 505										
40.06	16.02	60.59	.9581	.6987	-.0143	-.0208	.0006	.0060	-.0913	1.1830
40.04	12.08	60.47	.9459	.6937	-.0222	-.0166	.0065	.0209	-.0868	1.1705
40.05	8.02	59.77	.9865	.7249	-.0399	-.0083	.0006	.0416	-.0895	1.2216
40.06	4.00	60.25	.9721	.7157	-.0327	-.0041	.0160	.0213	-.0874	1.2047
40.07	.00	59.90	.9745	.7181	-.0332	.0206	-.0027	.0138	-.0872	1.2080
40.08	-4.01	59.79	.9907	.7288	-.0388	.0276	.0094	.0025	-.0898	1.2273
40.08	-8.00	59.54	.9910	.7282	-.0322	.0322	.0203	.0079	-.0904	1.2271
40.10	-12.07	60.25	.9555	.6989	-.0191	.0408	.0125	.0363	-.0905	1.1811
40.15	-16.01	60.27	.9680	.7062	-.0055	.0448	.0179	.0453	-.0940	1.1952
RUN = 506										
50.10	-16.01	59.54	.9415	.9591	.0253	.0374	.0219	-.0126	-.1163	1.3397
50.07	-12.01	60.16	.9436	.9616	.0072	.0306	.0152	-.0058	-.1156	1.3430
50.04	-8.03	60.41	.9536	.9760	-.0079	.0236	.0158	.0226	-.1133	1.3605
50.02	-3.94	60.41	.9096	.9389	-.0034	.0192	.0183	.0125	-.1028	1.3039
50.01	.00	60.78	.8981	.9292	.0032	.0124	.0032	.0394	-.0999	1.2891
50.02	4.01	60.53	.9073	.9351	.0055	.0040	.0104	.0466	-.1034	1.2995
50.00	8.02	60.41	.9038	.9331	.0007	.0003	.0061	.0380	-.1016	1.2958
50.00	12.07	59.91	.9316	.9521	-.0031	-.0093	-.0022	.0129	-.1106	1.3281
50.03	16.00	60.41	.9352	.9492	.0161	-.0124	-.0122	.0612	-.1159	1.3283

Table A2. Continued

ALPHA	BETA	Q	CL	CD	CPM	CRM	CYM	CSF	CAF	CNF
RUN = 507										
55.00	16.00	59.80	.8751	1.0439	.0285	-.0110	-.0096	.0434	-.1268	1.3571
54.97	12.04	60.17	.8731	1.0541	.0009	-.0053	-.0151	.0411	-.1185	1.3644
54.96	8.01	60.17	.8422	1.0209	.0124	-.0016	.0146	.0135	-.1120	1.3195
54.96	3.97	59.92	.8363	1.0126	.0112	.0052	.0016	.0364	-.1121	1.3093
54.97	.00	60.17	.8355	1.0120	.0140	.0107	.0085	.0299	-.1118	1.3083
54.98	-4.02	60.17	.8388	1.0159	.0071	.0183	.0138	.0311	-.1127	1.3133
55.00	-8.02	59.67	.8562	1.0366	.0049	.0245	.0219	.0279	-.1155	1.3403
55.04	-12.05	59.55	.8867	1.0645	.0160	.0279	.0137	.0069	-.1255	1.3805
55.09	-16.01	60.18	.8793	1.0541	.0448	.0331	.0100	-.0109	-.1267	1.3677
RUN = 508										
20.14	16.02	59.96	.8308	.2192	-.0349	-.0095	-.0626	-.1659	-.0879	.8555
20.16	12.03	60.18	.8436	.2263	-.0398	-.0101	-.0465	-.1162	-.0859	.8700
20.16	8.02	60.29	.8509	.2302	-.0449	-.0084	-.0306	-.0854	-.0849	.8781
20.16	4.02	60.40	.8333	.2309	-.0436	-.0063	-.0134	-.0538	-.0782	.8619
20.18	.00	60.28	.8392	.2297	-.0333	-.0019	-.0006	-.0006	-.0818	.8670
20.18	-4.00	60.28	.8225	.2274	-.0346	.0016	.0128	.0482	-.0781	.8504
20.19	-8.02	60.29	.8237	.2286	-.0370	.0003	.0291	.0802	-.0775	.8520
20.19	-12.04	59.95	.8131	.2222	-.0343	-.0004	.0449	.1174	-.0801	.8398
20.20	-16.01	59.73	.8032	.2199	-.0321	.0007	.0616	.1662	-.0789	.8297
RUN = 509										
30.12	-16.01	59.90	.9680	.4963	-.0110	.0297	.0422	.0848	-.0644	1.0864
30.11	-12.02	60.25	.9579	.4930	-.0142	.0302	.0271	.0536	-.0621	1.0759
30.09	-8.01	60.60	.9601	.4992	-.0190	.0254	.0173	.0227	-.0574	1.0810
30.08	-4.00	60.48	.9475	.4982	-.0196	.0093	.0142	.0041	-.0518	1.0696
30.08	-.01	60.60	.9428	.4956	-.0156	.0007	.0000	-.0047	-.0517	1.0642
30.06	4.01	60.36	.9342	.4905	-.0141	-.0103	-.0117	-.0179	-.0515	1.0543
30.06	8.00	60.25	.9595	.4985	-.0181	-.0231	-.0170	-.0379	-.0574	1.0802
30.06	12.09	60.13	.9543	.4947	-.0112	-.0307	-.0266	-.0568	-.0580	1.0737
30.06	16.01	59.90	.9600	.4943	-.0071	-.0321	-.0410	-.0816	-.0611	1.0785

Table A2. Continued

ALPHA	BETA	Q	CL	CD	CPM	CRM	CYM	CSF	CAF	CNF
RUN = 510										
40.09	16.01	60.51	.9894	.7639	-.0001	-.0340	-.0257	.0009	-.0603	1.2489
40.08	12.00	59.92	1.0051	.7815	-.0132	-.0289	-.0186	.0153	-.0568	1.2722
40.09	8.01	60.05	1.0403	.8099	-.0281	-.0192	-.0125	.0101	-.0581	1.3174
40.10	4.00	59.94	1.0358	.8080	-.0268	-.0143	-.0054	.0113	-.0569	1.3128
40.11	.00	59.70	1.0301	.8033	-.0271	-.0015	.0007	-.0168	-.0570	1.3053
40.13	-4.03	60.07	1.0512	.8193	-.0322	.0143	.0093	-.0495	-.0587	1.3318
40.13	-8.01	59.83	1.0455	.8151	-.0287	.0176	.0134	-.0315	-.0583	1.3247
40.15	-12.05	59.94	1.0195	.7901	-.0180	.0259	.0198	-.0399	-.0612	1.2887
40.17	-16.00	60.17	.9983	.7712	.0019	.0325	.0252	-.0241	-.0625	1.2603
RUN = 511										
50.11	-16.00	60.17	.9809	1.0504	.0324	.0244	.0083	-.0455	-.0864	1.4350
50.08	-12.08	60.04	.9828	1.0566	.0187	.0175	.0043	-.0502	-.0830	1.4410
50.05	-8.00	60.41	.9687	1.0471	.0106	.0101	.0028	-.0269	-.0775	1.4248
50.03	-3.96	60.53	.9466	1.0281	.0043	.0059	-.0034	-.0238	-.0722	1.3960
50.02	-.01	60.41	.9348	1.0140	.0104	-.0002	-.0023	-.0133	-.0720	1.3776
50.01	4.01	60.53	.9293	1.0087	.0096	-.0094	-.0012	-.0004	-.0709	1.3701
50.02	8.03	60.65	.9412	1.0188	.0094	-.0131	.0054	-.0060	-.0736	1.3854
50.03	12.01	60.41	.9686	1.0402	.0175	-.0198	-.0062	-.0055	-.0812	1.4194
50.04	16.05	60.53	.9617	1.0285	.0301	-.0247	-.0108	-.0008	-.0835	1.4060
RUN = 512										
55.18	16.05	60.44	.8856	1.1207	.0456	-.0242	.0023	.0075	-.0939	1.4257
55.15	12.06	60.19	.8668	1.1070	.0408	-.0193	.0081	-.0042	-.0856	1.4037
55.12	8.02	60.18	.8565	1.0996	.0244	-.0140	-.0014	-.0107	-.0807	1.3918
55.14	4.00	59.56	.8578	1.1046	.0206	-.0080	-.0053	-.0224	-.0793	1.3967
55.13	.00	59.81	.8580	1.1045	.0230	-.0009	-.0019	-.0117	-.0793	1.3967
55.15	-4.02	59.69	.8701	1.1209	.0230	.0050	-.0021	-.0073	-.0804	1.4170
55.17	-8.00	59.44	.8859	1.1323	.0267	.0097	-.0047	-.0243	-.0875	1.4354
55.22	-12.05	59.69	.9046	1.1516	.0344	.0144	-.0056	-.0290	-.0929	1.4619
55.26	-16.00	59.82	.8968	1.1360	.0498	.0212	-.0085	-.0278	-.0965	1.4446

Table A2. Continued

ALPHA	BETA	Q	CL	CD	CPM	CRM	CYM	CSF	CAF	CNF
RUN = 513										
17.00	.00	60.58	.7146	.1464	-.0515	-.0076	-.0032	.0070	-.0763	.7262
20.08	.00	60.05	.8207	.2264	-.0534	-.0017	.0011	.0004	-.0766	.8486
24.97	.00	59.58	.9659	.3860	-.0822	-.0007	.0013	.0008	-.0654	1.0386
30.01	.00	60.14	.9210	.4980	-.0988	-.0157	.0157	-.0008	-.0369	1.0466
32.10	.00	60.25	.9309	.5510	-.1057	-.0074	.0101	-.0038	-.0355	1.0814
35.10	.00	59.96	.9678	.6393	-.1207	-.0114	.0145	.0165	-.0409	1.1594
40.02	.00	60.86	.9628	.7637	-.1295	.0043	-.0034	-.0241	-.0416	1.2285
45.03	.00	60.21	.9089	.8585	-.1295	.0019	.0043	-.0182	-.0433	1.2497
50.08	.00	60.29	.8430	.9411	-.1268	.0021	-.0021	-.0070	-.0493	1.2627
55.00	.00	60.17	.7739	1.0163	-.1300	.0005	-.0034	-.0145	-.0575	1.2764
55.71	.00	59.98	.7670	1.0319	-.1345	.0001	-.0042	-.0131	-.0589	1.2846
RUN = 514										
17.05	.01	60.21	.5236	.0906	.0283	.0003	.0004	.0038	-.0745	.5272
20.08	.01	60.23	.6617	.1423	.0335	.0006	.0008	.0028	-.1013	.6703
25.07	.01	59.84	.8793	.2564	.0472	.0022	.0002	-.0014	-.1481	.9051
29.99	.01	59.94	1.0400	.4145	.0431	-.0001	.0031	.0010	-.1686	1.1079
32.10	.01	59.38	1.0892	.5037	.0356	.0016	.0015	.0023	-.1598	1.1903
34.98	.01	60.26	1.0364	.5984	-.0099	-.0020	-.0029	.0001	-.1114	1.1922
39.98	.01	60.48	1.0402	.7491	.0066	.0009	.0006	-.0079	-.1016	1.2784
45.09	.01	60.47	1.0074	.8660	.0229	.0010	.0015	-.0190	-.1091	1.3245
50.06	.01	60.66	.9356	.9609	.0374	.0006	.0012	-.0159	-.1073	1.3374
54.99	.01	60.30	.8528	1.0391	.0448	.0011	-.0102	-.0034	-.1089	1.3404
56.07	.01	60.38	.8373	1.0602	.0444	-.0005	-.0010	-.0051	-.1095	1.3471
RUN = 515										
17.06	.01	60.68	.4815	.1044	-.0335	.0000	.0000	.0005	-.0495	.4910
20.12	.01	60.36	.6214	.1542	-.0321	.0003	.0007	.0022	-.0770	.6366
24.99	.01	60.08	.8326	.2598	-.0255	.0008	.0013	.0015	-.1243	.8644
30.07	.01	59.49	.9988	.4176	-.0297	-.0009	.0017	.0038	-.1470	1.0736
32.06	.01	59.15	1.0326	.4949	-.0333	.0068	.0012	.0111	-.1367	1.1378
35.08	.01	60.39	1.0078	.5967	-.0597	.0034	-.0060	.0052	-.0987	1.1677
40.07	.01	59.90	1.0132	.7245	-.0406	-.0026	.0041	-.0096	-.1055	1.2417
45.00	.01	60.31	.9705	.8235	-.0326	-.0022	.0005	-.0088	-.1112	1.2685
50.01	.01	59.91	.9004	.9182	-.0323	.0012	.0003	-.0049	-.1070	1.2821
55.10	.01	60.06	.8264	.9977	-.0160	.0003	-.0016	-.0064	-.1139	1.2911
55.95	.01	59.87	.8216	1.0198	-.0184	.0005	.0015	-.0103	-.1165	1.3050

Table A2. Continued

ALPHA	BETA	Q	CL	CD	CPM	CRM	CYM	CSF	CAF	CNF
RUN = 516										
17.04	.01	60.55	.5478	.0969	.0990	.0003	-.0006	.0020	-.0761	.5522
20.06	.01	60.24	.6900	.1534	.0941	.0003	-.0004	.0016	-.1009	.7007
25.00	.01	60.08	.8861	.2698	.0821	.0020	.0003	-.0005	-.1381	.9172
30.04	.01	59.61	1.0571	.4331	.0753	-.0001	.0032	-.0019	-.1625	1.1319
32.07	.01	60.66	1.1116	.5199	.0720	.0011	.0026	-.0036	-.1579	1.2180
35.03	.01	60.51	1.0545	.6160	.0504	.0004	-.0098	.0022	-.1088	1.2171
39.97	.01	60.36	1.0557	.7737	.0610	.0009	.0009	-.0132	-.0931	1.3061
45.04	.01	59.35	1.0285	.9015	.0726	-.0010	-.0036	.0020	-.0981	1.3647
50.17	.01	60.17	.9441	.9953	.0766	-.0002	-.0045	-.0018	-.0948	1.3690
55.00	.01	59.92	.8652	1.0812	.0795	.0007	-.0023	.0030	-.0957	1.3819
56.15	.01	59.88	.8466	1.1023	.0790	.0015	-.0073	.0117	-.0963	1.3870
RUN = 517										
20.01	.01	60.36	.6981	.1618	.1000	.0008	.0001	-.0010	-.0931	.7113
17.10	.01	60.33	.5665	.1053	.1046	.0001	-.0007	-.0002	-.0721	.5725
20.08	.01	60.36	.6968	.1619	.1001	.0008	.0007	-.0017	-.0933	.7101
25.03	.01	59.86	.9182	.2899	.0904	.0003	.0012	-.0040	-.1318	.9546
30.06	.01	59.27	1.0733	.4410	.1093	.0011	.0024	-.0051	-.1618	1.1499
32.07	.01	59.73	1.1050	.5060	.1101	.0009	.0025	-.0061	-.1636	1.2050
34.96	.01	59.55	1.0949	.5926	.1005	.0000	.0044	-.0042	-.1474	1.2369
39.99	.01	60.35	1.0773	.7259	.1175	-.0007	.0056	-.0125	-.1415	1.2919
45.10	.01	60.59	1.0501	.8839	.1265	.0048	-.0114	.0055	-.1248	1.3673
50.10	.01	60.54	.9693	1.0008	.1230	.0019	-.0055	-.0090	-.1063	1.3895
55.07	.01	59.93	.9035	1.1135	.1151	.0018	-.0018	-.0102	-.1075	1.4302
56.25	.01	59.89	.8924	1.1484	.1103	.0024	-.0125	.0024	-.1081	1.4506
RUN = 518										
17.02	.01	60.55	.5303	.0924	.0334	.0003	.0004	.0004	-.0726	.5341
20.15	.01	60.58	.6714	.1486	.0399	.0005	.0015	-.0030	-.0976	.6815
25.02	.01	60.08	.9021	.2702	.0559	.0004	.0020	-.0081	-.1425	.9317
30.10	.01	59.60	1.0506	.4145	.0732	.0043	-.0013	-.0064	-.1739	1.1168
32.09	.01	60.06	1.0677	.4797	.0700	.0073	-.0064	.0010	-.1664	1.1594
35.11	.01	60.25	1.0314	.5551	.0588	.0008	.0006	-.0024	-.1446	1.1630
40.12	.01	59.91	1.0597	.7234	.0602	.0000	-.0093	-.0148	-.1347	1.2765
45.15	.01	60.48	1.0372	.8683	.0594	.0077	-.0120	.0049	-.1278	1.3471
50.02	.01	60.28	.9641	.9724	.0756	.0034	-.0080	.0021	-.1185	1.3646
55.01	.01	59.93	.8962	1.0806	.0795	.0010	-.0002	-.0058	-.1189	1.3992
56.16	.01	60.13	.8806	1.1042	.0769	.0014	-.0047	.0032	-.1206	1.4075

Table A2. Continued

ALPHA	BETA	Q	CL	CD	CPM	CRM	CYM	CSF	CAF	CNF
RUN = 519										
17.10	.01	60.23	.4957	.1121	-.0261	.0008	.0010	-.0021	-.0444	.5068
20.12	.01	60.14	.6305	.1612	-.0238	.0006	.0027	-.0056	-.0712	.6475
25.11	.01	59.86	.8518	.2769	-.0138	-.0001	.0039	-.0078	-.1164	.8888
29.99	.01	59.60	1.0027	.4093	-.0024	.0060	-.0041	-.0038	-.1524	1.0731
32.07	.01	59.94	.9968	.4593	-.0058	.0135	-.0091	.0059	-.1456	1.0886
35.06	.01	60.00	.9836	.5362	-.0032	.0084	-.0059	.0015	-.1314	1.1131
40.03	.01	60.12	1.0354	.7115	-.0167	.0034	-.0134	.0003	-.1261	1.2504
45.05	.01	60.82	.9840	.8163	.0001	.0044	-.0107	.0079	-.1246	1.2729
50.11	.01	59.92	.9222	.9305	.0058	.0031	-.0079	.0076	-.1154	1.3054
55.10	.01	59.93	.8614	1.0305	.0144	.0016	-.0048	.0035	-.1211	1.3380
56.02	.01	59.75	.8555	1.0568	.0166	.0008	-.0002	-.0052	-.1230	1.3545
RUN = 520										
17.06	.01	60.24	.4909	.1252	-.0178	.0012	.0009	-.0045	-.0301	.5061
20.01	.01	60.27	.6185	.1782	-.0221	.0013	.0016	-.0011	-.0498	.6421
25.02	.01	59.87	.8269	.2927	-.0243	.0014	.0031	-.0082	-.0901	.8731
30.06	.01	59.50	.9443	.4237	-.0349	.0034	-.0043	-.0084	-.1117	1.0296
32.03	.01	60.19	.9396	.4765	-.0560	-.0004	.0017	-.0067	-.0998	1.0493
35.06	.01	60.60	.9385	.5489	-.0544	-.0081	.0079	.0018	-.0952	1.0835
40.00	.01	59.39	.9507	.6770	-.0606	-.0023	.0104	-.0035	-.0975	1.1634
45.17	.01	60.60	.9128	.8057	-.0516	.0015	-.0028	.0020	-.0840	1.2149
50.11	.01	60.79	.8689	.9069	-.0530	.0013	.0038	-.0229	-.0895	1.2531
55.00	.01	60.17	.8177	.9945	-.0550	.0020	-.0077	.0043	-.1035	1.2836
55.85	.01	60.24	.8114	1.0115	-.0548	.0021	-.0061	-.0074	-.1079	1.2925
RUN = 521										
17.03	.01	60.21	.0516	.0263	.0442	-.0002	.0003	.0040	.0035	.0571
20.08	.01	60.44	.0664	.0366	.0518	-.0003	.0005	.0081	.0051	.0749
25.02	.01	60.22	.0811	.0480	.0622	-.0003	-.0003	.0114	.0028	.0938
30.09	.01	60.23	.0977	.0625	.0701	.0044	-.0001	-.0062	-.0012	.1159
31.98	.01	60.42	.1048	.0724	.0751	.0028	-.0002	-.0008	-.0003	.1273
35.05	.01	60.47	.1105	.0838	.0805	.0021	.0069	-.0189	-.0009	.1386
40.01	.01	61.69	.1200	.1065	.0888	.0003	-.0015	-.0033	-.0013	.1604
45.12	.01	60.76	.1281	.1238	.0924	-.0001	-.0005	-.0038	-.0087	.1782
50.03	.01	59.66	.1394	.1530	.0899	.0006	.0079	-.0107	-.0135	.2068
55.02	.01	60.30	.1487	.1879	.0726	-.0004	.0064	-.0205	-.0189	.2392
55.49	.01	60.21	.1480	.1909	.0698	-.0002	.0021	-.0105	-.0185	.2412

Table A2. Continued

ALPHA	BETA	Q	CL	CD	CPM	CRM	CYM	CSF	CAF	CNF
RUN = 522										
20.04	-16.00	60.17	.0267	.0278	.0613	.0096	-.0182	.3341	.0107	.0346
20.04	-12.02	60.60	.0348	.0299	.0603	.0035	-.0070	.2307	.0098	.0429
20.03	-8.01	60.69	.0402	.0336	.0598	-.0010	-.0008	.1535	.0115	.0493
20.02	-3.97	60.91	.0576	.0365	.0517	-.0046	.0095	.0766	.0083	.0667
20.01	.02	60.68	.0644	.0397	.0515	-.0005	.0006	.0086	.0089	.0741
20.00	4.10	60.45	.0602	.0388	.0522	.0054	-.0086	-.0643	.0095	.0698
20.00	8.01	60.35	.0465	.0352	.0587	.0014	.0002	-.1392	.0108	.0557
19.99	12.03	60.14	.0409	.0349	.0601	-.0027	.0063	-.2154	.0125	.0504
19.98	16.00	60.05	.0322	.0314	.0591	-.0087	.0170	-.3173	.0122	.0410
RUN = 523										
30.04	16.00	60.42	.0796	.0548	.0932	-.0025	.0367	-.3357	.0020	.0963
30.04	12.04	60.50	.0702	.0480	.0936	-.0024	.0307	-.2762	.0006	.0848
30.03	8.07	60.48	.0796	.0514	.0793	-.0017	.0110	-.1905	-.0012	.0947
30.03	4.02	60.47	.0896	.0572	.0739	.0026	.0059	-.1364	-.0014	.1062
30.04	-.01	60.58	.0954	.0595	.0683	.0051	-.0004	-.0025	-.0022	.1123
30.05	-4.00	60.58	.0878	.0561	.0736	-.0017	-.0087	.1545	-.0014	.1041
30.06	-8.05	60.48	.0804	.0535	.0810	.0019	-.0125	.2067	.0000	.0964
30.08	-12.03	60.27	.0739	.0528	.0902	.0024	-.0289	.2924	.0026	.0905
30.09	-16.04	59.85	.0887	.0613	.0863	.0035	-.0379	.3640	.0025	.1075
RUN = 524										
40.07	-16.04	61.17	.1297	.1040	.1089	.0092	-.0710	.4292	-.0096	.1662
40.07	-16.04	60.22	.1314	.1042	.1069	.0098	-.0702	.4259	-.0105	.1676
40.07	-12.04	60.43	.1162	.0949	.1175	.0056	-.0584	.3136	-.0078	.1500
40.04	-7.97	60.41	.1248	.1042	.1022	.0045	-.0462	.1982	-.0061	.1626
40.02	-4.05	60.51	.1279	.1061	.0930	.0020	-.0365	.1065	-.0064	.1662
39.62	.05	60.38	.1248	.1102	.0862	.0005	-.0082	.0077	-.0001	.1664
40.01	4.03	60.51	.1215	.1043	.0932	-.0001	.0356	-.0984	-.0036	.1601
40.02	8.02	60.40	.1196	.0994	.1028	-.0012	.0424	-.1724	-.0062	.1555
40.03	11.98	60.18	.1157	.0957	.1154	-.0034	.0523	-.2756	-.0066	.1502
40.01	16.06	59.84	.1346	.1083	.0992	-.0089	.0605	-.3856	-.0089	.1727

Table A2. Continued

ALPHA	BETA	Q	CL	CD	CPM	CRM	CYM	CSF	CAF	CNF
RUN = 525										
50.01	16.06	60.03	.1616	.1660	.1203	-.0054	.0634	-.3024	-.0219	.2310
50.01	11.99	60.28	.1496	.1591	.1165	-.0007	.0691	-.1868	-.0171	.2180
49.99	8.00	60.28	.1461	.1593	.1062	.0003	.0531	-.1207	-.0142	.2160
49.97	4.00	60.40	.1386	.1494	.0927	-.0002	.0272	-.0496	-.0147	.2035
49.98	-.01	60.40	.1394	.1501	.0943	-.0007	.0058	-.0015	-.0148	.2046
49.99	-4.00	60.28	.1441	.1600	.0923	-.0015	-.0338	.0143	-.0121	.2152
50.02	-8.01	59.91	.1601	.1741	.1020	-.0001	-.0452	.1058	-.0154	.2363
50.04	-11.99	59.91	.1623	.1718	.1188	.0019	-.0708	.1789	-.0186	.2359
50.05	-16.07	59.42	.1957	.1988	.0969	.0095	-.0650	.3245	-.0269	.2780
RUN = 526										
55.04	-16.07	60.05	.1937	.2238	.1100	.0046	-.0539	.2847	-.0349	.2944
55.02	-12.02	60.30	.1691	.2048	.1153	-.0004	-.0571	.1871	-.0256	.2648
54.99	-7.99	60.42	.1702	.2111	.1012	-.0023	-.0640	.0591	-.0227	.2705
54.93	-3.95	60.67	.1515	.1904	.0807	-.0007	-.0352	.0294	-.0191	.2429
54.93	.00	60.67	.1460	.1823	.0865	.0006	-.0065	.0170	-.0192	.2331
54.93	4.03	60.54	.1486	.1855	.0845	.0011	.0256	-.0082	-.0194	.2372
54.94	8.01	60.54	.1561	.1959	.0908	.0020	.0511	-.0545	-.0196	.2500
54.95	12.03	60.55	.1585	.1966	.1036	.0006	.0574	-.1563	-.0212	.2519
54.97	16.05	60.17	.1757	.2089	.1091	-.0033	.0533	-.2732	-.0283	.2719
RUN = 527										
17.05	.00	60.55	.0525	.0237	.0410	-.0002	-.0021	.0079	.0005	.0571
19.99	.00	60.90	.0671	.0319	.0489	.0000	-.0027	.0132	.0001	.0740
25.12	.00	60.80	.0858	.0450	.0593	-.0001	-.0007	.0073	-.0026	.0968
30.12	.00	60.35	.0989	.0613	.0684	-.0002	.0050	-.0214	-.0035	.1163
32.08	.00	60.31	.1104	.0710	.0741	-.0002	.0010	-.0085	-.0054	.1313
35.02	.00	60.23	.1162	.0807	.0775	-.0002	.0003	-.0089	-.0075	.1415
40.10	.00	59.58	.1257	.0998	.0860	-.0003	-.0038	-.0011	-.0111	.1604
45.08	.00	60.14	.1383	.1266	.0911	-.0001	-.0022	.0006	-.0146	.1873
50.04	.00	59.91	.1446	.1472	.0956	-.0005	-.0017	.0091	-.0221	.2057
54.99	.00	59.92	.1567	.1823	.0775	-.0008	-.0092	.0158	-.0294	.2392
55.45	.00	59.96	.1554	.1841	.0737	-.0007	-.0086	.0121	-.0292	.2397

Table A2. Continued

ALPHA	BETA	Q	CL	CD	CPM	CRM	CYM	CSF	CAF	CNF
RUN = 528										
20.10	16.02	60.26	.0307	.0199	.0620	.0056	-.0360	-.2344	.0011	.0357
20.10	12.07	60.58	.0444	.0263	.0574	.0046	-.0256	-.1681	.0025	.0507
20.11	7.99	60.68	.0549	.0290	.0534	.0031	-.0154	-.1169	.0012	.0615
20.11	4.01	60.68	.0660	.0339	.0477	.0013	-.0040	-.0803	.0020	.0736
20.11	.00	60.33	.0692	.0345	.0490	.0001	-.0029	.0147	.0014	.0769
20.12	-4.11	60.56	.0668	.0342	.0489	-.0013	.0054	.0898	.0019	.0745
20.14	-8.01	60.22	.0497	.0267	.0538	-.0032	.0160	.1239	.0007	.0558
20.14	-12.00	60.12	.0429	.0244	.0570	-.0045	.0247	.1781	.0008	.0486
20.15	-16.00	60.14	.0280	.0194	.0576	-.0055	.0379	.2410	.0013	.0330
RUN = 529										
30.12	-16.00	60.40	.1047	.0656	.0734	-.0079	.0214	.2574	-.0031	.1235
30.09	-12.09	60.72	.0996	.0631	.0678	-.0061	.0257	.1896	-.0026	.1178
30.08	-7.98	57.94	.0915	.0548	.0752	-.0042	.0192	.1424	-.0057	.1067
30.09	-7.98	60.13	.0938	.0581	.0756	-.0039	.0197	.1432	-.0040	.1103
30.08	-4.02	60.35	.0987	.0600	.0711	-.0017	.0103	.1083	-.0048	.1155
30.07	.02	60.35	.1034	.0638	.0691	-.0001	.0055	-.0164	-.0038	.1215
30.06	4.03	60.35	.1000	.0599	.0699	.0013	-.0098	-.1010	-.0054	.1166
30.06	8.02	60.24	.0916	.0551	.0744	.0038	-.0186	-.1352	-.0054	.1069
30.06	12.01	60.26	.0878	.0556	.0807	.0057	-.0215	-.1807	-.0031	.1039
30.05	16.01	59.94	.1130	.0690	.0686	.0075	-.0302	-.2259	-.0040	.1324
RUN = 530										
39.05	16.01	60.35	.1542	.1196	.0732	.0080	-.0403	-.2143	-.0110	.1951
39.09	12.06	60.58	.1250	.1004	.1016	.0077	-.0145	-.1584	-.0077	.1603
40.04	8.01	60.29	.1384	.1120	.0971	.0060	.0057	-.0998	-.0100	.1780
40.04	4.01	60.40	.1354	.1129	.0874	.0033	.0121	-.0479	-.0074	.1763
40.04	.00	60.39	.1237	.0975	.0854	-.0005	-.0045	-.0046	-.0116	.1575
40.05	-4.01	60.40	.1364	.1111	.0887	-.0035	-.0131	.0545	-.0094	.1759
40.07	-8.03	60.18	.1357	.1121	.0971	-.0062	-.0032	.1116	-.0082	.1760
40.10	-12.03	59.96	.1324	.1096	.1030	-.0077	.0135	.1837	-.0081	.1719
40.06	-16.03	60.56	.1790	.1460	.0602	-.0084	.0418	.2208	-.0101	.2310

Table A2. Continued

ALPHA	BETA	Q	CL	CD	CPM	CRM	CYM	CSF	CAF	CNF
RUN = 531										
50.03	-16.03	60.16	.1843	.1935	.0919	-.0099	.0114	.1834	-.0229	.2667
50.04	-12.02	60.53	.1767	.1884	.1125	-.0093	-.0289	.0975	-.0204	.2579
50.02	-8.03	60.65	.1620	.1716	.1026	-.0079	-.0314	.1048	-.0197	.2355
49.98	-4.00	59.53	.1496	.1570	.0921	-.0052	-.0334	.0240	-.0194	.2165
49.97	.03	60.40	.1461	.1506	.0956	-.0002	-.0007	.0120	-.0208	.2093
49.96	4.01	60.28	.1469	.1571	.0901	.0041	.0212	-.0249	-.0172	.2148
49.98	8.00	60.40	.1578	.1720	.0976	.0078	.0311	-.0776	-.0160	.2332
49.99	12.01	60.28	.1621	.1729	.1082	.0095	.0286	-.1054	-.0188	.2367
49.98	15.97	60.03	.1743	.1832	.1047	.0095	-.0088	-.1638	-.0214	.2523
RUN = 532										
55.10	15.97	60.18	.1847	.2258	.0913	.0089	-.0055	-.1617	-.0278	.2909
55.11	12.06	60.43	.1691	.2051	.1036	.0090	.0337	-.1109	-.0269	.2650
55.09	8.00	59.93	.1656	.2018	.0890	.0078	.0449	-.0501	-.0258	.2602
55.08	4.01	60.43	.1583	.1933	.0780	.0042	.0310	-.0202	-.0246	.2491
55.08	.01	60.55	.1534	.1834	.0751	-.0002	-.0005	.0064	-.0263	.2382
55.09	-4.04	60.80	.1587	.1922	.0743	-.0047	-.0328	.0129	-.0256	.2484
55.15	-8.02	60.43	.1749	.2100	.0997	-.0082	-.0508	.0411	-.0290	.2723
55.18	-12.02	60.06	.1897	.2297	.1059	-.0087	-.0254	.0964	-.0301	.2969
55.19	-16.00	59.94	.2140	.2584	.0962	-.0079	.0093	.1532	-.0337	.3343
RUN = 534										
28.01	.00	60.17	1.0706	.4023	-.0826	-.0011	.0049	.0012	-.1491	1.1341
30.05	.00	59.99	1.1267	.4833	-.0914	-.0012	.0036	.0007	-.1474	1.2173
32.03	.00	59.65	1.1310	.5557	-.0990	.0000	.0017	-.0037	-.1300	1.2536
34.06	.00	60.02	1.0429	.6140	-.1206	-.0074	.0072	.0022	-.0763	1.2078
35.10	.00	59.85	1.0486	.6445	-.1232	-.0040	.0031	.0057	-.0764	1.2285
37.06	.00	59.80	1.0448	.6965	-.1227	-.0017	.0027	-.0050	-.0743	1.2536
40.01	.00	59.90	1.0301	.7679	-.1302	-.0014	-.0008	-.0341	-.0739	1.2827
44.97	.00	59.70	.9573	.8542	-.1293	.0004	.0036	-.0219	-.0706	1.2809
49.97	.00	59.91	.8793	.9328	-.1295	.0017	.0022	-.0211	-.0703	1.2798
55.12	.00	59.93	.8046	1.0145	-.1345	-.0008	-.0039	-.0096	-.0760	1.2924
60.04	.00	60.28	.7290	1.0887	-.1410	-.0003	-.0031	-.0115	-.0832	1.3073
65.09	.00	60.21	.6406	1.1559	-.1566	.0004	.0082	.0102	-.0886	1.3182
66.70	.00	60.29	.6079	1.1683	-.1633	-.0005	.0156	.0216	-.0904	1.3135

Table A2. Continued

ALPHA	BETA	Q	CL	CD	CPM	CRM	CYM	CSF	CAF	CNF
RUN = 535										
29.98	-16.00	60.16	1.0790	.4702	-.0705	.0486	-.0397	.3082	-.1326	1.1695
29.97	-12.00	59.89	1.0841	.4629	-.0801	.0337	-.0179	.2248	-.1416	1.1704
29.97	-8.00	60.11	1.1064	.4696	-.0935	.0164	.0074	.1565	-.1469	1.1931
29.94	-4.00	59.88	1.1048	.4802	-.0948	.0115	.0136	.0754	-.1366	1.1971
29.95	.00	60.10	1.1202	.4764	-.0948	-.0003	.0048	.0033	-.1480	1.2084
29.95	4.00	59.99	1.1158	.4744	-.0977	-.0085	-.0063	-.0911	-.1473	1.2037
29.94	7.99	60.12	1.1179	.4753	-.0954	-.0205	-.0011	-.1760	-.1472	1.2059
29.93	12.08	60.13	1.0909	.4705	-.0737	-.0391	.0201	-.2322	-.1375	1.1801
29.93	16.00	59.81	1.0768	.4632	-.0710	-.0471	.0375	-.3124	-.1364	1.1643
RUN = 536										
40.00	-16.00	59.89	1.0312	.7492	-.1064	.0402	.0111	.0577	-.0876	1.2715
39.99	-12.00	59.88	1.0233	.7615	-.1087	.0211	.0149	-.0404	-.0729	1.2734
39.97	-8.00	60.12	1.0098	.7541	-.1147	.0175	.0062	-.0631	-.0697	1.2583
39.93	-4.01	59.99	1.0251	.7640	-.1225	.0071	.0112	-.0661	-.0716	1.2765
39.91	-.01	60.11	1.0229	.7616	-.1305	.0008	-.0004	-.0133	-.0720	1.2733
39.93	4.02	60.11	1.0192	.7596	-.1218	-.0106	-.0078	.0475	-.0709	1.2691
39.93	8.00	59.75	1.0210	.7547	-.1152	-.0111	-.0129	.0359	-.0757	1.2673
39.94	12.03	59.87	1.0309	.7585	-.1092	-.0198	-.0175	.0306	-.0790	1.2773
39.95	15.99	59.99	1.0301	.7513	-.1026	-.0346	-.0107	-.0817	-.0841	1.2721
RUN = 537										
50.05	15.99	60.16	.9020	.9523	-.1072	-.0303	-.0272	.0427	-.0758	1.3092
50.05	12.00	59.91	.8934	.9477	-.1112	-.0171	-.0089	.0954	-.0726	1.3002
50.05	7.98	60.04	.8844	.9393	-.1106	-.0104	.0177	.0647	-.0713	1.2880
50.02	4.01	59.91	.8773	.9324	-.1280	-.0064	.0118	.0273	-.0701	1.2781
50.03	-.01	60.04	.8769	.9323	-.1295	.0016	-.0012	-.0186	-.0700	1.2778
50.04	-4.00	60.04	.8801	.9382	-.1277	.0063	-.0234	-.0708	-.0688	1.2844
50.10	-8.00	59.92	.9388	.9934	-.1183	.0102	.0003	-.1238	-.0797	1.3643
50.11	-12.04	59.79	.9146	.9702	-.1069	.0174	.0085	-.1203	-.0756	1.3310
50.14	-16.00	60.04	.9121	.9647	-.1040	.0303	.0162	-.0825	-.0773	1.3251

Table A2. Continued

ALPHA	BETA	Q	CL	CD	CPM	CRM	CYM	CSF	CAF	CNF
RUN = 538										
55.02	-16.00	60.05	.8410	1.0472	-.1012	.0244	.0170	-.0758	-.0835	1.3401
55.00	-12.00	59.92	.8268	1.0340	-.1035	.0137	-.0060	-.0721	-.0793	1.3212
54.99	-8.00	59.92	.8266	1.0347	-.1168	.0081	-.0246	-.0920	-.0788	1.3217
54.91	-4.00	60.04	.8042	1.0079	-.1281	.0038	-.0235	-.0582	-.0746	1.2870
54.91	.00	59.92	.8106	1.0129	-.1326	-.0009	-.0044	-.0174	-.0770	1.2948
54.91	4.00	59.92	.8086	1.0116	-.1285	-.0055	.0139	.0370	-.0761	1.2925
54.92	8.01	60.04	.8001	1.0026	-.1186	-.0084	.0150	.0595	-.0741	1.2803
54.92	12.00	60.04	.8083	1.0147	-.1113	-.0144	.0027	.0567	-.0736	1.2950
54.92	16.00	59.92	.8275	1.0317	-.1095	-.0229	-.0205	.0312	-.0792	1.3199
RUN = 539										
65.07	16.00	59.83	.6566	1.1849	-.1488	-.0251	.0086	.0347	-.0895	1.3512
65.04	11.99	60.08	.6411	1.1597	-.1639	-.0166	-.0020	.0236	-.0855	1.3219
65.05	7.99	59.95	.6375	1.1497	-.1625	-.0104	.0108	.0351	-.0869	1.3114
65.07	4.01	59.83	.6409	1.1557	-.1550	-.0055	.0163	.0465	-.0880	1.3182
65.03	.00	60.08	.6439	1.1566	-.1582	-.0001	.0085	.0185	-.0899	1.3203
65.07	-4.00	60.08	.6401	1.1619	-.1572	.0059	-.0132	-.0444	-.0846	1.3235
65.11	-8.01	60.08	.6470	1.1721	-.1547	.0091	-.0152	-.0633	-.0871	1.3356
65.14	-12.02	60.21	.6590	1.1829	-.1375	.0161	-.0192	-.0753	-.0941	1.3503
65.18	-16.00	60.08	.6761	1.2136	-.1204	.0243	-.0168	-.0535	-.0976	1.3853
RUN = 540										
60.05	-16.00	60.28	.7614	1.1288	-.1039	.0220	.0021	-.0811	-.0901	1.3582
60.01	-12.00	60.02	.7492	1.1137	-.1115	.0145	-.0182	-.0842	-.0863	1.3391
59.95	-8.01	60.02	.7400	1.1004	-.1296	.0092	-.0271	-.0850	-.0839	1.3230
59.94	-4.00	60.27	.7259	1.0803	-.1409	.0042	-.0234	-.0440	-.0821	1.2986
59.91	.01	60.14	.7323	1.0884	-.1372	-.0002	-.0083	-.0032	-.0831	1.3089
59.92	4.00	60.39	.7349	1.0943	-.1384	-.0055	.0212	.0571	-.0826	1.3152
59.90	8.04	60.52	.7192	1.0763	-.1396	-.0099	.0046	.0540	-.0771	1.2919
59.91	12.02	60.39	.7297	1.0913	-.1314	-.0146	.0026	.0608	-.0786	1.3101
59.95	16.00	60.14	.7468	1.1151	-.1255	-.0227	-.0086	.0492	-.0820	1.3392

Table A2. Continued

ALPHA	BETA	Q	CL	CD	CPM	CRM	CYM	CSF	CAF	CNF
RUN = 541										
28.11	-.01	60.05	1.1163	.4063	-.0213	-.0012	.0057	-.0015	-.1693	1.1761
30.10	-.01	59.64	1.1748	.4880	-.0238	.0009	.0049	-.0036	-.1686	1.2612
32.06	-.01	59.54	1.1889	.5679	-.0147	.0071	-.0011	-.0039	-.1512	1.3090
34.05	-.01	59.90	1.0707	.6117	-.0359	.0026	-.0034	-.0005	-.0936	1.2296
35.18	-.01	59.97	1.0721	.6444	-.0358	.0032	-.0046	-.0047	-.0918	1.2476
37.07	-.01	59.93	1.0910	.7119	-.0384	-.0004	.0020	-.0028	-.0902	1.2997
40.04	-.01	60.39	1.0889	.7911	-.0294	-.0017	.0011	-.0197	-.0948	1.3426
45.03	-.01	61.07	1.0531	.9146	-.0183	-.0012	-.0021	-.0143	-.0976	1.3913
50.03	-.01	59.79	.9730	1.0028	.0030	.0005	-.0035	.0010	-.0990	1.3936
54.99	-.01	59.92	.8932	1.0930	.0126	.0007	-.0052	-.0083	-.1010	1.4077
59.99	-.01	60.02	.8090	1.1807	.0033	.0004	-.0102	.0096	-.1059	1.4271
65.10	-.01	59.70	.7232	1.2893	-.0145	.0008	.0012	.0126	-.1079	1.4740
67.04	-.01	60.18	.6801	1.2987	-.0063	.0004	.0065	.0121	-.1143	1.4611
RUN = 542										
30.12	16.01	60.03	1.1297	.4719	-.0059	-.0485	.0316	-.2988	-.1593	1.2140
30.13	12.06	60.36	1.1619	.4795	-.0125	-.0370	.0178	-.2229	-.1695	1.2456
30.14	8.00	60.23	1.1691	.4839	-.0179	-.0248	.0037	-.1431	-.1696	1.2540
30.14	4.08	60.11	1.1797	.4898	-.0251	-.0094	.0002	-.0686	-.1702	1.2661
30.15	.01	60.11	1.1740	.4887	-.0228	.0007	.0056	-.0022	-.1686	1.2606
30.14	-4.01	59.88	1.1691	.4861	-.0236	.0093	.0075	.0634	-.1681	1.2551
30.15	-8.00	59.53	1.1530	.4775	-.0174	.0221	.0017	.1334	-.1674	1.2369
30.17	-12.05	59.44	1.1504	.4778	-.0108	.0342	-.0150	.2233	-.1661	1.2347
30.17	-16.03	59.69	1.1139	.4749	-.0089	.0486	-.0287	.2982	-.1498	1.2017
RUN = 543										
40.07	-16.03	59.69	1.1468	.8208	-.0300	.0172	.0230	.0617	-.1092	1.4060
40.04	-11.98	60.61	1.0488	.7584	-.0192	.0307	.0081	-.0038	-.0932	1.2909
40.02	-8.00	60.03	1.0960	.7965	-.0338	.0193	.0133	-.0073	-.0943	1.3515
40.01	-4.00	60.39	1.1122	.8010	-.0348	.0076	.0091	-.0097	-.1014	1.3669
40.01	.01	60.74	1.0909	.7894	-.0272	-.0014	.0003	-.0097	-.0968	1.3431
40.01	4.02	60.15	1.1094	.7989	-.0353	-.0094	-.0043	.0017	-.1010	1.3633
40.00	8.05	59.90	1.1078	.7967	-.0344	-.0154	-.0154	-.0013	-.1011	1.3607
39.99	12.04	60.60	1.0494	.7575	-.0141	-.0294	-.0076	-.0041	-.0930	1.2908
40.00	16.00	60.36	1.0543	.7491	-.0104	-.0366	-.0126	-.0422	-.1031	1.2892

Table A2. Continued

ALPHA	BETA	Q	CL	CD	CPM	CRM	CYM	CSF	CAF	CNF
RUN = 544										
50.07	16.00	59.91	1.0127	1.0283	.0230	-.0254	-.0202	.0763	-.1135	1.4385
50.05	12.08	59.91	1.0349	1.0576	.0128	-.0161	-.0164	.0524	-.1116	1.4753
50.05	8.03	60.04	1.0194	1.0451	.0022	-.0117	-.0017	.0163	-.1077	1.4558
50.03	4.00	59.91	.9779	1.0063	.0008	-.0062	-.0001	.0095	-.1004	1.3994
50.03	-.02	59.29	.9727	1.0038	.0022	-.0002	-.0012	-.0057	-.0979	1.3942
50.05	-4.06	59.54	1.0021	1.0304	-.0013	.0052	.0042	-.0357	-.1039	1.4334
50.08	-8.03	59.92	1.0437	1.0684	-.0022	.0102	.0060	-.0398	-.1123	1.4892
50.11	-12.05	59.92	1.0317	1.0521	.0114	.0183	.0219	-.1057	-.1139	1.4689
50.13	-16.00	60.29	1.0301	1.0476	.0234	.0269	.0226	-.1222	-.1158	1.4644
RUN = 545										
55.04	-16.00	59.93	.9571	1.1467	.0360	.0198	.0139	-.0740	-.1235	1.4882
55.01	-12.07	59.93	.9772	1.1741	.0207	.0147	.0035	-.0591	-.1238	1.5222
54.98	-8.00	60.05	.9620	1.1592	.0115	.0112	.0019	-.0456	-.1188	1.5014
54.95	-4.00	59.92	.9123	1.1108	.0119	.0062	-.0029	.0085	-.1052	1.4333
55.07	-.01	60.30	.8964	1.0986	.0111	.0006	-.0048	.0005	-.1025	1.4140
55.07	4.06	60.68	.8958	1.0931	.0131	-.0057	-.0083	-.0057	-.1050	1.4091
55.08	8.00	60.30	.9129	1.1112	.0138	-.0111	.0015	.0094	-.1084	1.4337
55.11	12.00	60.43	.9523	1.1480	.0223	-.0155	-.0039	.0315	-.1207	1.4864
55.11	16.00	59.93	.9420	1.1317	.0356	-.0204	-.0121	.0647	-.1216	1.4671
RUN = 546										
60.05	16.02	60.28	.8229	1.1871	.0131	-.0230	-.0150	.0076	-.1153	1.4394
60.03	12.02	60.03	.8086	1.1764	.0041	-.0177	-.0088	-.0262	-.1079	1.4231
60.03	8.01	59.90	.8100	1.1781	.0094	-.0108	-.0073	-.0193	-.1085	1.4252
60.03	4.03	59.77	.8134	1.1832	.0057	-.0058	-.0085	-.0050	-.1093	1.4314
60.03	.00	60.03	.8012	1.1686	.0021	-.0007	-.0066	-.0016	-.1064	1.4126
60.05	-4.07	60.03	.8060	1.1743	.0113	.0052	.0021	.0108	-.1078	1.4199
60.07	-8.02	59.90	.8205	1.1912	.0056	.0105	.0079	-.0085	-.1119	1.4417
60.07	-12.00	60.03	.8161	1.1914	.0050	.0154	.0132	.0190	-.1077	1.4397
60.11	-16.02	60.03	.8376	1.2059	.0178	.0214	.0212	-.0436	-.1204	1.4629

Table A2. Continued

ALPHA	BETA	Q	CL	CD	CPM	CRM	CYM	CSF	CAF	CNF
RUN = 547										
65.17	-16.02	60.08	.7295	1.2958	-.0229	.0242	.0277	.0097	-.1118	1.4824
65.15	-12.08	60.34	.7262	1.2891	-.0184	.0164	.0354	-.0099	-.1113	1.4750
65.15	-7.93	60.59	.7193	1.2737	-.0114	.0118	.0224	.0244	-.1117	1.4581
65.15	-3.98	60.59	.7199	1.2801	-.0085	.0050	.0116	.0102	-.1099	1.4642
65.13	.00	60.59	.7171	1.2727	-.0146	-.0009	.0039	-.0026	-.1102	1.4562
65.14	4.02	60.21	.7206	1.2769	-.0028	-.0055	-.0028	-.0237	-.1118	1.4615
65.11	8.01	60.08	.7190	1.2730	-.0081	-.0129	-.0161	-.0363	-.1108	1.4573
65.09	12.03	60.33	.7156	1.2696	-.0165	-.0166	-.0249	-.0511	-.1087	1.4529
65.08	16.03	60.33	.7221	1.2756	-.0151	-.0247	-.0255	-.0123	-.1115	1.4611
RUN = 548										
28.20	.00	60.18	1.1365	.4274	.0142	-.0014	.0049	-.0017	-.1621	1.2035
28.21	.00	60.29	1.1344	.4266	.0121	-.0013	.0042	-.0020	-.1620	1.2013
30.12	.00	59.89	1.1930	.5067	.0120	-.0014	.0047	-.0029	-.1620	1.2862
32.12	.00	60.14	1.2248	.5919	.0192	.0006	.0029	.0006	-.1514	1.3520
33.10	.00	59.90	1.2148	.6269	.0217	.0037	-.0008	-.0045	-.1396	1.3600
34.06	.00	60.14	1.1082	.6366	.0158	.0044	-.0018	-.0003	-.0942	1.2746
35.04	.00	60.19	1.0926	.6616	.0153	.0031	-.0027	-.0117	-.0866	1.2744
37.23	.00	60.09	1.1085	.7382	.0137	.0013	.0010	-.0083	-.0835	1.3292
40.04	.00	60.40	1.1135	.8239	.0189	-.0003	.0001	-.0101	-.0857	1.3826
45.05	.00	59.85	1.0792	.9561	.0365	-.0006	-.0001	-.0091	-.0873	1.4391
50.13	.00	60.42	.9765	1.0358	.0409	-.0001	-.0045	.0090	-.0832	1.4209
55.04	.00	60.43	.9098	1.1382	.0464	.0001	-.0046	-.0051	-.0902	1.4541
60.02	.00	60.15	.8217	1.2268	.0417	-.0001	-.0024	-.0077	-.0948	1.4732
65.05	.00	60.33	.7180	1.3030	.0211	.0002	.0045	.0075	-.0966	1.4842
67.10	.00	60.06	.6715	1.3297	.0163	.0000	.0063	.0159	-.0959	1.4862

Table A2. Continued

ALPHA	BETA	Q	CL	CD	CPM	CRM	CYM	CSF	CAF	CNF
RUN = 549										
28.01	.00	59.94	1.0694	.4037	-.0917	-.0016	.0061	.0027	-.1474	1.1338
30.16	.00	59.77	1.1201	.4860	-.0950	.0035	.0059	.0005	-.1439	1.2126
32.01	.00	59.76	1.0892	.5451	-.0894	.0203	-.0124	-.0017	-.1164	1.2125
34.10	.00	60.02	1.0586	.6146	-.1050	-.0039	.0039	.0093	-.0853	1.2212
35.14	.00	60.20	1.0632	.6429	-.1051	.0013	-.0024	-.0033	-.0869	1.2395
37.13	.00	60.05	1.0836	.7053	-.1000	.0006	-.0024	-.0095	-.0923	1.2897
39.95	.00	60.48	1.0707	.7702	-.0894	-.0004	.0027	-.0087	-.0972	1.3154
45.04	.00	60.21	1.0239	.8784	-.0736	-.0042	.0022	-.0251	-.1023	1.3451
50.04	.00	60.28	.9355	.9594	-.0698	.0005	.0003	-.0064	-.0980	1.3362
55.08	.00	60.06	.8651	1.0494	-.0499	.0004	.0005	-.0142	-.1051	1.3557
60.09	.00	60.15	.7915	1.1386	-.0495	-.0006	-.0080	-.0016	-.1140	1.3817
65.03	.00	60.33	.7049	1.2207	-.0601	-.0007	.0054	-.0121	-.1184	1.4041
66.93	.00	60.05	.6673	1.2488	-.0644	-.0004	.0082	.0122	-.1191	1.4104
RUN = 550										
27.92	.00	60.30	1.0326	.4174	-.1176	-.0015	.0051	-.0019	-.1162	1.1079
30.05	.00	60.13	1.0741	.4972	-.1313	-.0020	.0069	-.0025	-.1089	1.1788
32.04	.00	59.90	1.0680	.5723	-.1307	-.0066	.0034	.0005	-.0825	1.2090
34.07	.00	59.80	1.0032	.6271	-.1565	-.0060	.0087	.0029	-.0432	1.1823
35.15	.00	60.10	1.0093	.6588	-.1551	-.0060	.0071	.0032	-.0431	1.2046
37.03	.00	59.92	1.0171	.7119	-.1547	-.0048	.0074	.0078	-.0445	1.2407
40.11	.00	60.29	.9953	.7738	-.1472	-.0027	.0065	-.0182	-.0490	1.2597
45.05	.00	60.09	.9467	.8598	-.1373	-.0016	.0022	-.0136	-.0610	1.2773
50.10	.00	60.04	.8822	.9369	-.1276	.0001	.0004	-.0122	-.0728	1.2847
55.06	.00	59.93	.8272	1.0193	-.1220	-.0006	-.0027	.0015	-.0904	1.3093
60.00	.00	60.27	.7626	1.0881	-.1169	.0002	-.0045	-.0400	-.1117	1.3236
65.01	.00	60.33	.6910	1.1760	-.1240	-.0007	.0048	-.0093	-.1240	1.3578
66.81	.00	60.30	.6564	1.2071	-.1260	-.0005	.0215	-.0166	-.1220	1.3681

Table A2. Continued

ALPHA	BETA	Q	CL	CD	CPM	CRM	CYM	CSF	CAF	CNF
RUN = 551										
27.89	5.01	60.19	1.0355	.4197	-.1204	-.0182	.0089	-.1018	-.1148	1.1115
30.13	5.01	59.79	1.0677	.5061	-.1311	-.0155	-.0058	-.0992	-.0992	1.1775
31.98	5.01	59.66	1.0367	.5580	-.1382	-.0249	.0063	-.1029	-.0765	1.1749
34.04	5.01	59.90	.9830	.6031	-.1482	-.0065	-.0108	-.0658	-.0509	1.1521
35.07	5.01	59.85	1.0073	.6462	-.1550	-.0069	-.0117	-.0433	-.0500	1.1957
37.08	5.01	59.93	1.0151	.7107	-.1578	-.0101	-.0140	.0093	-.0446	1.2384
40.02	5.01	60.86	.9888	.7707	-.1382	-.0117	-.0096	.0433	-.0447	1.2529
45.05	5.01	61.68	.9382	.8532	-.1259	-.0074	.0102	.0415	-.0594	1.2667
50.07	5.01	59.79	.8784	.9345	-.1207	-.0093	.0066	.0177	-.0706	1.2804
55.07	5.01	59.80	.8154	1.0039	-.1128	-.0063	.0018	.0057	-.0896	1.2899
60.08	5.01	60.28	.7551	1.0896	-.1106	-.0059	.0089	.0356	-.1062	1.3211
64.99	5.01	60.07	.6874	1.1702	-.1147	-.0072	.0270	.0213	-.1224	1.3511
66.81	5.01	60.30	.6514	1.1959	-.1174	-.0087	.0188	.0369	-.1217	1.3558
RUN = 552										
30.14	16.02	60.06	1.0192	.4859	-.1154	-.0480	.0286	-.3303	-.0919	1.1254
30.16	12.09	60.05	1.0475	.4998	-.1194	-.0432	.0188	-.2460	-.0948	1.1568
30.17	8.00	60.37	1.0533	.4993	-.1298	-.0272	.0052	-.1607	-.0985	1.1616
30.17	4.00	60.14	1.0744	.5081	-.1301	-.0128	-.0049	-.0891	-.1018	1.1843
30.18	.01	60.13	1.0770	.5062	-.1291	-.0020	.0060	-.0074	-.1052	1.1855
30.17	-4.00	60.02	1.0670	.5057	-.1300	.0117	.0064	.0718	-.1001	1.1766
30.18	-8.11	59.91	1.0374	.4939	-.1259	.0267	.0013	.1545	-.0954	1.1451
30.20	-12.08	60.16	1.0272	.4928	-.1247	.0380	-.0142	.2252	-.0915	1.1357
30.16	-16.02	59.83	.9683	.4848	-.1197	.0614	-.0412	.3004	-.0678	1.0808
RUN = 553										
40.11	-16.02	59.92	1.0062	.7612	-.1347	.0398	.0146	.0575	-.0648	1.2600
40.10	-12.08	60.16	1.0117	.7837	-.1333	.0183	.0177	-.0400	-.0508	1.2786
40.07	-8.10	60.51	.9812	.7643	-.1315	.0170	.0118	-.0570	-.0456	1.2429
40.06	-3.99	60.40	1.0123	.7885	-.1509	.0075	.0148	-.0625	-.0473	1.2823
40.05	.00	60.51	.9912	.7712	-.1485	-.0018	.0054	-.0054	-.0472	1.2550
40.04	4.03	60.39	.9929	.7722	-.1435	-.0084	-.0085	.0405	-.0469	1.2569
40.05	8.02	60.27	1.0005	.7745	-.1366	-.0131	-.0116	.0456	-.0498	1.2642
40.05	12.00	60.15	1.0186	.7801	-.1378	-.0182	-.0206	.0121	-.0570	1.2817
40.06	16.02	60.03	1.0090	.7591	-.1290	-.0426	-.0167	-.1072	-.0669	1.2608

Table A2. Continued

ALPHA	BETA	Q	CL	CD	CPM	CRM	CYM	CSF	CAF	CNF
RUN = 554										
50.09	16.02	60.16	.9058	.9544	-.1006	-.0301	-.0258	.0411	-.0782	1.3132
50.10	12.05	60.04	.9111	.9598	-.1039	-.0173	-.0147	.0940	-.0795	1.3208
50.09	8.02	60.16	.8878	.9432	-.1088	-.0123	.0055	.0584	-.0726	1.2931
50.06	4.05	59.67	.8794	.9339	-.1247	-.0098	.0020	.0049	-.0717	1.2806
50.06	.01	60.04	.8767	.9309	-.1265	.0003	.0023	-.0106	-.0716	1.2766
50.09	-4.01	59.92	.8764	.9312	-.1222	.0074	-.0116	-.0476	-.0717	1.2766
50.13	-8.04	60.17	.9209	.9715	-.1092	.0127	.0085	-.1013	-.0807	1.3360
50.15	-12.01	60.05	.9257	.9802	-.0986	.0180	.0107	-.1310	-.0786	1.3457
50.16	-16.02	60.29	.9185	.9664	-.0929	.0330	.0213	-.0993	-.0819	1.3305
RUN = 555										
55.05	-16.02	60.05	.8644	1.0561	-.0877	.0233	.0147	-.0905	-.0984	1.3608
55.02	-12.04	60.18	.8489	1.0342	-.0850	.0145	-.0077	-.0840	-.0980	1.3340
55.00	-8.04	60.05	.8734	1.0622	-.0997	.0092	.0068	-.0914	-.1020	1.3710
54.94	-3.99	60.05	.8310	1.0205	-.1183	.0058	-.0081	-.0322	-.0900	1.3127
54.93	.00	60.42	.8148	1.0000	-.1210	-.0006	-.0012	-.0090	-.0885	1.2866
54.92	4.06	60.04	.8149	.9989	-.1144	-.0059	-.0017	-.0044	-.0887	1.2858
54.94	8.02	59.92	.8211	1.0022	-.0976	-.0092	.0084	.0389	-.0921	1.2920
54.96	12.10	59.92	.8413	1.0291	-.0982	-.0146	-.0021	.0630	-.0934	1.3256
55.10	16.03	59.93	.8462	1.0366	-.0904	-.0241	-.0144	.0453	-.0959	1.3343
RUN = 556										
60.01	16.03	59.90	.7853	1.1218	-.0777	-.0226	.0169	.0636	-.1140	1.3641
59.99	12.17	60.02	.7765	1.1090	-.0876	-.0172	.0257	.0486	-.1124	1.3487
59.97	8.01	59.90	.7607	1.0889	-.1014	-.0108	.0119	.0293	-.1085	1.3234
59.96	4.03	60.15	.7518	1.0781	-.1134	-.0045	.0132	.0084	-.1064	1.3096
59.95	-.02	59.89	.7528	1.0801	-.1180	.0005	-.0135	-.0121	-.1061	1.3119
59.97	-4.07	60.15	.7560	1.0835	-.1107	.0052	-.0172	-.0530	-.1076	1.3164
60.03	-8.00	60.03	.7695	1.0966	-.0936	.0093	-.0366	-.0675	-.1135	1.3344
60.08	-12.12	60.15	.7865	1.1205	-.0736	.0168	-.0322	-.0915	-.1173	1.3634
60.10	-16.06	59.90	.7936	1.1377	-.0744	.0238	-.0166	-.0717	-.1150	1.3819

Table A2. Continued

ALPHA	BETA	Q	CL	CD	CPM	CRM	CYM	CSF	CAF	CNF
RUN = 557										
65.19	-16.06	60.34	.7192	1.2254	-.0857	.0251	-.0297	-.0979	-.1324	1.4140
65.16	-12.07	60.21	.7121	1.2128	-.0859	.0181	-.0346	-.0964	-.1302	1.3998
65.11	-8.02	60.33	.6939	1.1871	-.1077	.0128	-.0243	-.0738	-.1236	1.3688
65.07	-4.02	60.20	.6836	1.1710	-.1213	.0071	-.0153	-.0424	-.1204	1.3501
65.04	.00	60.33	.6791	1.1631	-.1212	.0000	-.0020	-.0006	-.1195	1.3411
65.05	4.01	60.20	.6873	1.1730	-.1163	-.0069	.0170	.0284	-.1228	1.3534
65.05	8.02	60.20	.6895	1.1860	-.1209	-.0122	.0048	.0500	-.1187	1.3662
65.03	12.00	60.33	.6895	1.1892	-.1188	-.0174	-.0046	.0571	-.1171	1.3691
65.09	16.02	60.33	.7083	1.2091	-.0911	-.0242	.0218	.0790	-.1268	1.3950
RUN = 558										
66.81	16.02	60.30	.6706	1.2337	-.1208	-.0254	-.0031	.0388	-.1240	1.3981
66.80	12.05	60.17	.6515	1.1984	-.1261	-.0187	.0041	.0104	-.1204	1.3581
66.81	8.02	60.17	.6556	1.1999	-.1231	-.0124	.0099	.0123	-.1238	1.3612
66.82	4.01	60.17	.6505	1.2023	-.1194	-.0064	.0186	.0372	-.1188	1.3613
66.82	.00	59.79	.6531	1.2027	-.1279	.0004	.0140	-.0097	-.1211	1.3627
66.82	-4.05	60.30	.6565	1.2049	-.1252	.0075	-.0076	-.0271	-.1230	1.3661
66.86	-8.02	60.05	.6608	1.2088	-.1176	.0135	-.0245	-.0393	-.1261	1.3712
66.89	-12.15	60.05	.6769	1.2444	-.1055	.0189	-.0212	-.0877	-.1276	1.4102
66.93	-16.05	59.93	.6875	1.2571	-.0911	.0253	-.0311	-.0811	-.1334	1.4260
RUN = 559										
45.13	.01	80.27	.9488	.8602	-.1366	-.0020	-.0044	-.0161	-.0641	1.2790
50.04	.01	79.76	.8717	.9251	-.1248	.0001	-.0102	.0227	-.0711	1.2689
55.00	.01	79.77	.8213	1.0091	-.1184	-.0010	-.0017	-.0110	-.0902	1.2977
60.01	.01	80.12	.7600	1.0869	-.1177	-.0011	-.0068	-.0192	-.1104	1.3213
65.07	.01	79.89	.6868	1.1723	-.1258	.0002	.0082	-.0174	-.1232	1.3526
66.89	.01	80.15	.6533	1.2107	-.1249	.0005	.0099	.0247	-.1197	1.3700
RUN = 561										
45.11	5.00	80.14	.9387	.8548	-.1187	-.0072	.0143	.0455	-.0600	1.2681
50.02	5.00	80.38	.8874	.9382	-.1109	-.0072	.0209	.0434	-.0744	1.2890
55.01	5.00	79.77	.8187	1.0020	-.1056	-.0058	.0210	.0366	-.0923	1.2904
60.06	5.00	79.62	.7583	1.0880	-.1128	-.0070	.0190	.0188	-.1094	1.3213
65.03	5.00	79.89	.6934	1.1775	-.1075	-.0067	.0273	.0373	-.1260	1.3602
66.90	5.00	80.02	.6535	1.1975	-.1215	-.0068	.0195	.0511	-.1254	1.3579

Table A2. Continued

ALPHA	BETA	Q	CL	CD	CPM	CRM	GYM	CSF	CAF	CNF
RUN = 562										
60.18	16.01	80.26	.7979	1.1412	-.0662	-.0233	.0298	.0682	-.1196	1.3869
60.16	12.09	80.38	.7804	1.1162	-.0724	-.0176	.0384	.0753	-.1166	1.3566
60.12	8.01	80.38	.7677	1.0960	-.0994	-.0104	.0238	.0504	-.1146	1.3328
60.07	4.03	80.50	.7594	1.0905	-.1146	-.0047	.0167	.0199	-.1093	1.3240
60.06	-.04	80.25	.7608	1.0870	-.1165	.0004	-.0118	-.0076	-.1123	1.3216
60.09	-3.99	80.12	.7617	1.0908	-.1081	.0050	-.0261	-.0613	-.1117	1.3253
60.18	-8.04	80.13	.7804	1.1084	-.0825	.0110	-.0363	-.0946	-.1209	1.3497
60.22	-12.02	80.01	.7903	1.1299	-.0695	.0166	-.0388	-.0780	-.1194	1.3732
60.24	-16.01	80.01	.7977	1.1425	-.0692	.0240	-.0173	-.0818	-.1198	1.3877
RUN = 563										
65.06	-16.01	79.64	.7322	1.2423	-.0742	.0246	-.0301	-.1065	-.1337	1.4352
65.04	-12.05	80.27	.7165	1.2079	-.0789	.0182	-.0369	-.1040	-.1339	1.3974
64.99	-7.95	80.27	.7097	1.1966	-.0976	.0122	-.0340	-.0872	-.1314	1.3844
64.92	-4.05	80.26	.6936	1.1738	-.1152	.0069	-.0251	-.0444	-.1251	1.3572
64.90	.00	80.01	.6867	1.1672	-.1235	.0000	.0011	-.0007	-.1213	1.3483
64.92	4.04	80.14	.6908	1.1732	-.1106	-.0063	.0297	.0356	-.1228	1.3554
64.93	8.00	80.39	.6891	1.1716	-.1093	-.0125	.0190	.0468	-.1218	1.3532
64.93	12.05	80.51	.6943	1.1808	-.1046	-.0173	.0176	.0425	-.1225	1.3638
64.99	16.06	80.14	.7162	1.2082	-.0803	-.0259	.0351	.0828	-.1322	1.3977
RUN = 564										
66.93	16.06	80.28	.6703	1.2393	-.1169	-.0248	.0059	.0482	-.1246	1.4029
66.90	12.08	80.15	.6630	1.2205	-.1181	-.0187	.0121	.0298	-.1246	1.3827
66.91	8.02	80.15	.6573	1.2067	-.1137	-.0128	.0165	.0416	-.1251	1.3678
66.93	3.99	79.90	.6569	1.2133	-.1158	-.0059	.0287	.0362	-.1228	1.3737
66.89	-.02	80.02	.6555	1.2160	-.1258	-.0002	.0182	-.0020	-.1198	1.3757
66.91	-4.04	80.40	.6595	1.2142	-.1232	.0072	-.0153	-.0074	-.1243	1.3756
67.00	-8.04	80.16	.6672	1.2248	-.1124	.0134	-.0310	-.0515	-.1291	1.3881
67.03	-12.04	80.03	.6722	1.2310	-.0934	.0178	-.0364	-.0694	-.1320	1.3957
67.08	-16.02	79.91	.6867	1.2560	-.0914	.0252	-.0352	-.0718	-.1370	1.4242
RUN = 565										
45.07	.00	100.16	.9406	.8551	-.1345	.0004	.0007	.0046	-.0605	1.2696
50.02	.00	100.60	.8846	.9381	-.1296	.0013	-.0079	.0165	-.0723	1.2872
55.13	.00	100.01	.8259	1.0219	-.1187	-.0001	-.0054	.0081	-.0896	1.3106
60.16	.00	100.35	.7617	1.0952	-.1180	-.0001	-.0051	-.0221	-.1112	1.3290
65.20	.00	100.23	.6885	1.1838	-.1226	.0009	.0083	.0181	-.1229	1.3634
66.97	.00	99.88	.6539	1.2204	-.1200	.0003	.0215	.0264	-.1185	1.3789

Table A2. Continued

ALPHA	BETA	Q	CL	CD	CPM	CRM	CYM	CSF	CAF	CNF
RUN = 566										
44.97	5.00	101.08	.9334	.8450	-.1156	-.0070	.0173	.0504	-.0600	1.2576
50.14	5.00	99.87	.8866	.9418	-.1064	-.0070	.0246	.0484	-.0739	1.2912
55.03	5.00	100.25	.8273	1.0111	-.0960	-.0054	.0224	.0476	-.0946	1.3027
60.02	5.00	100.33	.7644	1.0949	-.1076	-.0052	.0228	.0386	-.1102	1.3304
65.08	5.00	100.34	.6852	1.1764	-.1095	-.0082	.0308	.0443	-.1202	1.3556
67.01	5.00	99.63	.6588	1.2181	-.1161	-.0078	.0272	.0352	-.1245	1.3787
RUN = 567										
60.23	16.03	100.48	.7983	1.1420	-.0644	-.0235	.0383	.0870	-.1206	1.3876
60.20	12.04	100.86	.7880	1.1235	-.0676	-.0178	.0454	.0855	-.1203	1.3665
60.12	8.07	100.72	.7714	1.1004	-.0911	-.0104	.0311	.0518	-.1157	1.3385
60.06	4.03	100.34	.7692	1.1030	-.1093	-.0046	.0235	.0353	-.1113	1.3397
60.05	-.03	100.71	.7641	1.0954	-.1145	.0005	-.0069	-.0133	-.1107	1.3306
60.13	-4.02	100.47	.7686	1.0993	-.1033	.0050	-.0299	-.0605	-.1143	1.3361
60.22	-8.03	100.23	.7875	1.1207	-.0804	.0103	-.0421	-.0793	-.1218	1.3639
60.26	-12.15	99.98	.7924	1.1331	-.0674	.0176	-.0393	-.0874	-.1204	1.3769
60.27	-16.04	100.11	.8010	1.1513	-.0683	.0247	-.0215	-.0655	-.1190	1.3970
RUN = 568										
65.13	-16.04	100.09	.7256	1.2368	-.0818	.0243	-.0298	-.0918	-.1319	1.4273
65.08	-12.08	100.47	.7165	1.2163	-.0801	.0184	-.0408	-.0875	-.1311	1.4050
65.04	-7.99	100.59	.7092	1.1998	-.0900	.0131	-.0389	-.0831	-.1306	1.3871
64.94	-4.01	100.20	.6977	1.1819	-.1094	.0058	-.0212	-.0389	-.1258	1.3661
64.90	-.01	100.20	.6938	1.1775	-.1195	.0000	.0080	.0016	-.1234	1.3606
65.10	4.00	99.97	.6915	1.1828	-.1115	-.0066	.0275	.0530	-.1237	1.3640
65.12	8.03	100.47	.6934	1.1831	-.1086	-.0119	.0212	.0644	-.1253	1.3650
65.12	12.02	100.09	.6968	1.1929	-.1046	-.0187	.0204	.0466	-.1243	1.3754
65.17	16.05	99.59	.7164	1.2231	-.0811	-.0245	.0289	.0939	-.1303	1.4109
RUN = 569										
67.02	16.05	100.64	.6689	1.2392	-.1157	-.0251	.0024	.0331	-.1255	1.4020
66.99	12.03	100.13	.6628	1.2277	-.1158	-.0184	.0115	.0364	-.1236	1.3891
67.01	8.01	100.26	.6557	1.2105	-.1173	-.0120	.0210	.0360	-.1245	1.3705
67.02	4.02	99.88	.6565	1.2153	-.1165	-.0065	.0288	.0388	-.1239	1.3752
66.98	.00	99.75	.6545	1.2153	-.1188	-.0002	.0247	.0075	-.1214	1.3744
67.02	-4.03	100.14	.6617	1.2216	-.1177	.0079	-.0172	-.0362	-.1261	1.3830
67.08	-8.03	100.39	.6667	1.2235	-.1016	.0122	-.0360	-.0582	-.1310	1.3866
67.10	-12.03	99.89	.6759	1.2403	-.0960	.0176	-.0338	-.0824	-.1335	1.4056
67.17	-16.00	99.90	.6862	1.2646	-.0926	.0244	-.0370	-.0885	-.1353	1.4318

Table A2. Continued

ALPHA	BETA	Q	CL	CD	CPM	CRM	CYM	CSF	CAF	CNF
RUN = 570										
45.15	.01	120.48	.9431	.8572	-.1322	-.0013	-.0019	.0101	-.0626	1.2728
50.09	.01	120.58	.8844	.9384	-.1260	.0004	-.0083	.0086	-.0734	1.2872
55.07	.01	119.73	.8236	1.0154	-.1157	-.0004	-.0068	-.0023	-.0901	1.3040
60.17	.01	119.57	.7694	1.1081	-.1122	-.0005	-.0111	-.0156	-.1118	1.3439
65.12	.01	119.53	.6903	1.1842	-.1145	-.0007	.0204	.0092	-.1225	1.3647
67.04	.01	119.73	.6597	1.2276	-.1134	.0004	.0247	.0052	-.1226	1.3877
RUN = 571										
45.09	5.02	120.44	.9266	.8428	-.1119	-.0070	.0194	.0390	-.0593	1.2511
50.11	5.02	118.72	.8847	.9392	-.1060	-.0068	.0242	.0553	-.0736	1.2880
55.02	5.02	120.10	.8266	1.0090	-.0918	-.0056	.0295	.0512	-.0952	1.3006
60.11	5.02	119.94	.7683	1.1035	-.1061	-.0068	.0300	.0429	-.1115	1.3396
65.12	5.02	119.78	.6962	1.1912	-.1070	-.0069	.0321	.0565	-.1249	1.3736
67.09	5.02	119.87	.6557	1.2182	-.1161	-.0081	.0261	.0325	-.1235	1.3774
RUN = 572										
60.24	16.04	119.32	.8070	1.1559	-.0574	-.0246	.0371	.0974	-.1216	1.4040
60.21	12.16	120.32	.7934	1.1338	-.0649	-.0173	.0457	.0893	-.1202	1.3781
60.11	8.00	120.94	.7785	1.1114	-.0876	-.0116	.0312	.0632	-.1163	1.3515
60.07	4.01	120.43	.7710	1.1042	-.1076	-.0044	.0241	.0384	-.1126	1.3416
60.01	.01	120.30	.7708	1.1044	-.1163	.0004	-.0159	-.0220	-.1109	1.3418
60.10	-4.03	120.44	.7716	1.1035	-.0990	.0038	-.0305	-.0519	-.1142	1.3413
60.23	-8.00	119.95	.7905	1.1251	-.0755	.0102	-.0390	-.0930	-.1225	1.3691
60.28	-12.01	119.71	.7958	1.1401	-.0664	.0171	-.0349	-.0947	-.1205	1.3846
60.26	-16.03	119.20	.8017	1.1501	-.0668	.0242	-.0196	-.0704	-.1200	1.3963
RUN = 573										
65.15	-16.03	119.79	.7386	1.2599	-.0862	.0229	-.0252	-.1001	-.1344	1.4536
65.13	-12.04	119.91	.7293	1.2397	-.1033	.0174	-.0224	-.1008	-.1340	1.4315
65.08	-8.04	120.41	.7227	1.2282	-.0974	.0121	-.0326	-.0980	-.1318	1.4184
65.02	-4.00	121.03	.7028	1.1986	-.1205	.0060	-.0167	-.0262	-.1250	1.3833
64.92	.05	120.90	.7036	1.1961	-.1234	-.0003	.0255	.0050	-.1245	1.3816
65.00	4.02	120.78	.7013	1.1938	-.1151	-.0055	.0388	.0391	-.1253	1.3783
65.00	8.05	120.28	.7068	1.2044	-.1130	-.0122	.0333	.0454	-.1255	1.3903
65.00	12.01	120.02	.7117	1.2096	-.1007	-.0188	.0285	.0465	-.1278	1.3970
65.10	15.99	119.53	.7235	1.2321	-.0871	-.0242	.0359	.0790	-.1312	1.4222

Table A2. Continued

ALPHA	BETA	Q	CL	CD	GPM	GRM	CYM	CSF	CAF	CNF
RUN = 574										
67.04	16.04	119.86	.6808	1.2677	-.1138	-.0258	.0142	.0438	-.1257	1.4328
67.11	12.05	120.12	.6662	1.2407	-.1235	-.0186	.0181	.0271	-.1246	1.4021
67.09	8.03	119.99	.6631	1.2312	-.1185	-.0127	.0258	.0383	-.1249	1.3923
67.11	4.03	120.00	.6592	1.2302	-.1200	-.0062	.0297	.0342	-.1227	1.3897
67.05	.00	120.12	.6622	1.2357	-.1181	.0009	.0282	.0396	-.1219	1.3961
67.07	-3.99	120.37	.6646	1.2360	-.1154	.0060	-.0088	-.0587	-.1244	1.3973
67.14	-8.04	120.50	.6728	1.2450	-.1036	.0125	-.0262	-.0737	-.1298	1.4086
67.22	-12.02	120.51	.6731	1.2454	-.1029	.0170	-.0220	-.0697	-.1320	1.4088
67.24	-16.02	120.01	.6871	1.2781	-.0945	.0250	-.0160	-.0843	-.1327	1.4444
RUN = 575										
45.07	.00	40.07	.9682	.8924	-.1335	-.0001	-.0015	.0093	-.0536	1.3156
50.12	.00	40.69	.8839	.9571	-.1181	.0004	-.0028	.0010	-.0616	1.3012
55.03	.00	40.20	.8278	1.0339	-.1146	-.0009	-.0070	-.0175	-.0818	1.3217
60.10	.00	40.06	.7609	1.1106	-.1116	.0019	-.0113	-.0220	-.1013	1.3421
65.05	.00	40.26	.6817	1.1879	-.1154	.0016	-.0106	-.0244	-.1114	1.3646
66.78	.00	40.07	.6581	1.2294	-.1149	.0012	-.0066	.0002	-.1140	1.3893
RUN = 576										
45.14	5.01	39.83	.9498	.8743	-.1244	-.0102	-.0099	.0423	-.0544	1.2897
49.98	5.01	40.06	.9009	.9659	-.1185	-.0101	-.0023	.0207	-.0656	1.3190
55.04	5.01	40.20	.8283	1.0370	-.1103	-.0066	.0002	.0041	-.0803	1.3245
60.11	5.01	40.06	.7599	1.1086	-.1040	-.0056	.0032	.0448	-.1013	1.3399
65.15	5.01	40.14	.6797	1.1892	-.1174	-.0068	.0125	.0268	-.1112	1.3647
66.79	5.01	40.07	.6522	1.2204	-.1169	-.0084	.0110	.0421	-.1122	1.3787
RUN = 577										
60.12	16.02	40.19	.7696	1.1205	-.1016	-.0238	-.0093	.0148	-.1035	1.3550
60.12	12.09	40.19	.7714	1.1277	-.1043	-.0165	-.0018	.0123	-.1017	1.3621
60.13	8.05	40.06	.7642	1.1136	-.0998	-.0105	.0058	.0116	-.1028	1.3463
60.12	3.99	40.31	.7583	1.1117	-.1072	-.0036	.0058	.0254	-.0988	1.3417
60.13	.00	40.19	.7534	1.1051	-.1090	.0009	-.0137	-.0200	-.0982	1.3335
60.15	-3.98	40.19	.7589	1.1135	-.1042	.0059	-.0087	-.0368	-.0989	1.3435
60.18	-8.00	40.06	.7733	1.1279	-.0985	.0103	.0002	-.0754	-.1044	1.3631
60.20	-12.02	40.07	.7879	1.1492	-.0859	.0155	-.0048	-.0550	-.1068	1.3888
60.22	-15.99	40.19	.7933	1.1601	-.0718	.0242	-.0002	-.0491	-.1063	1.4009

Table A2. Continued

ALPHA	BETA	Q	CL	CD	CPM	CRM	CYM	CSF	CAF	CNF
RUN = 578										
65.02	-16.01	40.26	.7154	1.2356	-.0814	.0239	-.0069	-.0914	-.1204	1.4221
65.00	-12.08	40.13	.7048	1.2242	-.0929	.0200	-.0066	-.0776	-.1151	1.4073
64.98	-8.03	40.26	.6980	1.2073	-.0990	.0122	-.0139	-.0490	-.1155	1.3892
64.95	-4.01	40.38	.6870	1.1865	-.1130	.0060	-.0031	-.0526	-.1142	1.3658
64.94	.01	40.13	.6839	1.1763	-.1164	.0012	-.0089	-.0275	-.1156	1.3553
64.94	4.00	40.01	.6911	1.1920	-.1145	-.0069	.0177	.0077	-.1153	1.3725
64.94	.01	40.26	.6800	1.1728	-.1139	.0008	-.0032	-.0452	-.1135	1.3504
64.94	4.02	40.13	.6851	1.1754	-.1126	-.0055	.0218	-.0054	-.1170	1.3549
64.94	8.06	40.13	.6874	1.1896	-.1106	-.0107	.0048	.0244	-.1128	1.3688
64.92	12.02	40.00	.6922	1.1959	-.1110	-.0170	.0039	-.0130	-.1140	1.3766
64.92	16.00	40.13	.6931	1.1895	-.1112	-.0249	.0069	-.0126	-.1175	1.3711
RUN = 579										
66.77	16.00	40.07	.6662	1.2401	-.1179	-.0248	-.0028	-.0016	-.1168	1.4023
66.78	12.08	40.07	.6594	1.2222	-.1164	-.0177	-.0068	-.0076	-.1180	1.3832
66.79	8.05	40.07	.6585	1.2110	-.1129	-.0119	.0031	-.0105	-.1219	1.3725
66.80	3.98	40.07	.6568	1.2130	-.1147	-.0063	.0159	.0221	-.1198	1.3736
66.80	.01	39.95	.6501	1.2112	-.1166	.0010	-.0066	-.0133	-.1145	1.3694
66.81	-4.00	40.07	.6559	1.2141	-.1176	.0072	-.0113	-.0070	-.1188	1.3743
66.83	-8.04	40.07	.6620	1.2280	-.1047	.0118	-.0091	-.0393	-.1191	1.3894
66.86	-12.00	39.82	.6714	1.2472	-.1048	.0173	-.0016	-.0553	-.1207	1.4107
66.89	-15.99	39.82	.6812	1.2626	-.0903	.0251	.0021	-.1042	-.1243	1.4287
RUN = 580										
44.98	.00	20.15	.9586	.8842	-.1306	.0001	.0023	-.0049	-.0504	1.3030
50.00	.00	19.97	.8838	.9413	-.1189	-.0017	-.0040	-.0004	-.0688	1.2892
55.03	.00	20.22	.8019	1.0044	-.1063	-.0020	-.0036	-.0118	-.0774	1.2827
60.02	.00	20.09	.7544	1.1003	-.1009	.0014	-.0090	-.0124	-.0988	1.3301
65.02	.00	20.19	.6824	1.1820	-.1042	.0002	-.0066	-.0105	-.1137	1.3596
66.68	.00	20.10	.6590	1.2228	-.1049	.0013	-.0089	-.0133	-.1151	1.3838
RUN = 581										
45.02	5.00	20.15	.9550	.8727	-.1190	-.0084	-.0131	.0414	-.0567	1.2923
50.02	5.00	20.09	.8836	.9470	-.1096	-.0097	.0014	.0321	-.0656	1.2933
55.01	5.00	19.98	.8228	1.0264	-.0969	-.0074	.0000	.0215	-.0814	1.3127
60.03	5.00	19.97	.7580	1.0942	-.0900	-.0082	.0141	-.0186	-.1053	1.3266
65.02	5.00	19.82	.6971	1.2011	-.0958	-.0070	.0110	.0366	-.1189	1.3831
66.68	5.00	19.97	.6624	1.2227	-.1010	-.0083	.0118	.0178	-.1181	1.3850

Table A2. Continued

ALPHA	BETA	Q	CL	CD	CPM	GRM	CYM	CSF	CAF	CNF
RUN = 582										
60.05	-12.00	19.97	.7824	1.1390	-.0335	.0153	-.0062	-.0746	-.1038	1.3775
60.01	-8.00	19.97	.7721	1.1125	-.0779	.0093	-.0092	-.0503	-.1073	1.3495
59.99	-4.00	19.97	.7563	1.0892	-.0924	.0049	-.0120	-.0189	-.1053	1.3215
59.97	.00	19.84	.7618	1.0982	-.1008	-.0016	-.0045	-.0261	-.1053	1.3320
59.97	4.00	20.09	.7540	1.0874	-.0903	-.0053	.0090	.0277	-.1037	1.3187
59.98	8.00	20.09	.7594	1.0952	-.0845	-.0119	.0054	.0069	-.1042	1.3282
59.98	12.00	20.09	.7760	1.1184	-.0728	-.0163	-.0128	.0464	-.1071	1.3566
59.99	16.00	20.09	.7778	1.1394	-.0472	-.0226	-.0282	.0408	-.0980	1.3757
RUN = 583										
65.02	16.00	20.19	.6927	1.2127	-.0583	-.0235	-.0146	.0225	-.1098	1.3918
65.02	11.99	20.07	.6975	1.1979	-.0791	-.0179	.0011	.0282	-.1203	1.3804
65.02	8.01	19.94	.6863	1.1816	-.0924	-.0115	.0025	.0085	-.1170	1.3609
65.02	4.01	20.07	.6797	1.1614	-.1004	-.0070	.0099	.0404	-.1200	1.3398
65.02	-.01	19.94	.6807	1.1608	-.1048	-.0017	-.0087	-.0438	-.1213	1.3397
65.04	-4.01	19.94	.6867	1.1652	-.0925	.0037	-.0163	-.0443	-.1251	1.3462
65.06	-8.00	20.07	.6965	1.1919	-.0743	.0118	-.0240	-.0390	-.1229	1.3744
65.10	-12.00	19.94	.6990	1.2023	-.0532	.0158	.0014	-.0830	-.1214	1.3848
65.10	-15.98	19.94	.6949	1.2125	-.0594	.0246	.0044	-.0479	-.1136	1.3924
RUN = 584										
66.79	-15.98	19.97	.6871	1.2738	-.0528	.0231	.0131	-.0909	-.1232	1.4415
66.79	-12.02	19.97	.6783	1.2457	-.0568	.0181	-.0076	-.0661	-.1259	1.4122
66.76	-7.99	20.22	.6652	1.2124	-.0788	.0125	-.0204	-.0399	-.1266	1.3765
66.74	-4.01	20.10	.6559	1.1954	-.0957	.0045	-.0149	-.0487	-.1245	1.3573
66.73	-.01	19.85	.6595	1.2044	-.1059	-.0003	-.0099	-.0320	-.1239	1.3670
66.72	4.01	19.97	.6612	1.1929	-.1048	-.0088	.0052	.0153	-.1297	1.3571
66.72	7.99	19.97	.6693	1.1973	-.1029	-.0159	.0041	.0018	-.1354	1.3644
66.73	12.00	20.10	.6669	1.2119	-.0930	-.0190	-.0064	.0420	-.1274	1.3768
66.73	16.05	20.10	.6725	1.2497	-.0671	-.0270	-.0102	-.0101	-.1179	1.4137
RUN = 585										
45.03	-.01	10.01	.9772	.8841	-.1331	.0000	.0100	-.0310	-.0646	1.3161
50.03	-.01	10.05	.8911	.9439	-.1147	-.0042	-.0012	.0179	-.0730	1.2958
55.01	-.01	10.11	.8225	1.0062	-.1063	-.0058	-.0047	-.0358	-.0926	1.2960
60.04	-.01	10.17	.7563	1.0880	-.1041	-.0029	-.0121	-.0146	-.1067	1.3203
65.01	-.01	10.22	.6861	1.1573	-.1070	-.0015	-.0146	-.0365	-.1268	1.3388
66.69	-.01	10.11	.6576	1.1757	-.1040	-.0027	-.0160	-.0528	-.1323	1.3400

Table A2. Continued

ALPHA	BETA	Q	CL	CD	CPM	CRM	CYM	CSF	CAF	CNF
RUN = 586										
44.98	4.99	10.13	.9768	.8858	-.1132	-.0100	-.0148	.0425	-.0616	1.3171
50.00	4.99	10.17	.9077	.9532	-.1072	-.0127	.0000	.0009	-.0789	1.3137
55.01	4.99	10.11	.8339	1.0273	-.0854	-.0094	.0014	.0110	-.0891	1.3198
60.01	4.99	10.30	.7377	1.0548	-.0834	-.0094	.0111	.0032	-.1064	1.2823
65.00	4.99	10.22	.6789	1.1542	-.0713	-.0089	.0219	.0309	-.1213	1.3329
66.70	4.99	9.99	.6655	1.1866	-.0940	-.0110	.0158	.0240	-.1350	1.3531
RUN = 587										
60.04	-16.00	10.17	.7957	1.1492	-.0209	.0204	.0126	-.0774	-.1093	1.3930
60.03	-11.99	9.92	.7961	1.1433	-.0288	.0137	.0001	-.0876	-.1123	1.3881
60.02	-8.01	9.92	.8001	1.1366	-.0418	.0066	-.0259	-.0830	-.1192	1.3844
59.99	-4.00	10.05	.7687	1.0802	-.0978	.0013	-.0122	-.0548	-.1200	1.3199
59.97	.02	10.05	.7551	1.0637	-.0989	-.0049	-.0101	-.0295	-.1162	1.2988
59.97	4.01	10.05	.7578	1.0681	-.0979	-.0096	.0090	-.0233	-.1161	1.3040
59.98	8.01	10.05	.7767	1.0817	-.0788	-.0161	.0071	-.0188	-.1256	1.3252
59.99	12.03	10.05	.8070	1.1359	-.0384	-.0189	-.0030	.0281	-.1249	1.3872
59.99	15.98	10.05	.8049	1.1555	-.0305	-.0299	-.0111	.0167	-.1129	1.4032
RUN = 588										
65.05	15.98	10.10	.7154	1.2336	-.0452	-.0285	-.0079	.0474	-.1213	1.4202
65.05	12.00	9.97	.7279	1.2328	-.0420	-.0229	.0054	.0353	-.1332	1.4248
65.06	8.00	10.10	.7068	1.1986	-.0519	-.0131	.0241	.0310	-.1288	1.3848
65.05	4.00	9.97	.6859	1.1710	-.0995	-.0086	.0175	-.0219	-.1212	1.3511
65.06	-.01	9.97	.6786	1.1394	-.1207	-.0016	-.0244	-.0469	-.1284	1.3193
65.07	-4.01	9.97	.7025	1.1815	-.0820	.0031	-.0290	-.0942	-.1326	1.3675
65.09	-8.00	10.22	.7028	1.1843	-.0467	.0094	-.0241	-.0983	-.1319	1.3702
65.10	-11.98	10.10	.7108	1.2095	-.0511	.0146	-.0057	-.0613	-.1285	1.3963
65.12	-16.01	9.85	.7307	1.2497	-.0548	.0227	.0124	-.0755	-.1300	1.4411
RUN = 589										
66.76	-16.01	9.86	.7036	1.2953	-.0354	.0205	.0053	-.0580	-.1281	1.4679
66.75	-11.98	10.11	.6702	1.2092	-.0628	.0170	-.0030	-.0828	-.1315	1.3756
66.74	-8.00	9.99	.6846	1.2227	-.0593	.0095	-.0232	-.0703	-.1390	1.3937
66.72	-4.00	9.99	.6770	1.1990	-.0865	.0039	-.0245	-.0733	-.1413	1.3689
66.71	.02	9.99	.6553	1.1711	-.1161	-.0030	-.0194	-.0341	-.1321	1.3348
66.70	4.01	9.99	.6798	1.2039	-.0963	-.0092	.0098	.0205	-.1413	1.3746
66.70	8.02	10.24	.6739	1.2146	-.0504	-.0161	.0217	.0136	-.1320	1.3821
66.70	12.00	10.11	.6929	1.2473	-.0424	-.0228	.0107	.0371	-.1362	1.4197
66.70	16.00	10.11	.6863	1.2509	-.0428	-.0279	-.0027	.0613	-.1285	1.4204

Table A2. Continued

ALPHA	BETA	Q	CL	CD	CPM	CRM	CYM	CSF	CAF	CNF
RUN = 590										
44.98	-.01	5.01	.9792	.9179	-.1241	.0019	-.0014	.0109	-.0386	1.3415
50.02	-.01	5.09	.8987	.9737	-.1010	-.0043	.0036	.0313	-.0574	1.3236
55.04	-.01	5.12	.8293	.9997	-.1040	-.0076	-.0018	-.0484	-.1010	1.2944
59.99	-.01	5.15	.7463	1.1025	-.0982	-.0018	-.0048	-.0129	-.0879	1.3280
64.99	-.01	5.05	.7169	1.2202	-.0884	-.0039	-.0154	-.0763	-.1261	1.4089
66.69	-.01	5.06	.7052	1.2366	-.0974	-.0028	-.0160	-.0702	-.1501	1.4147
RUN = 591										
44.98	5.00	5.01	1.0266	.9101	-.1097	-.0095	-.0119	.0427	-.0779	1.3695
49.96	5.00	5.21	.9085	.9740	-.0899	-.0090	.0037	.0309	-.0635	1.3301
55.04	5.00	4.87	.8666	1.0685	-.0671	-.0109	.0113	.0159	-.0913	1.3723
60.01	5.00	4.90	.8147	1.1514	-.0752	-.0102	.0103	-.0082	-.1224	1.4045
64.96	5.00	5.05	.7320	1.2217	-.0628	-.0102	.0183	.0089	-.1383	1.4167
66.68	5.00	5.06	.6816	1.2425	-.0623	-.0096	.0122	.0219	-.1255	1.4109
RUN = 592										
59.99	-16.01	5.02	.8288	1.2224	.0065	.0210	.0186	-.0647	-.0985	1.4730
59.99	-12.00	4.77	.8551	1.2280	-.0176	.0146	.0120	-.0605	-.1186	1.4910
59.97	-8.00	4.90	.8048	1.1661	-.0303	.0091	-.0054	-.0464	-.1057	1.4124
59.95	-4.01	5.02	.7833	1.1141	-.0567	.0017	-.0311	-.0426	-.1131	1.3565
59.95	.02	4.90	.8368	1.2003	-.0814	-.0024	-.0087	-.0313	-.1155	1.4580
59.94	4.01	5.02	.8199	1.1299	-.0800	-.0121	.0118	-.0247	-.1366	1.3886
59.94	8.00	5.02	.8232	1.1864	-.0325	-.0137	.0214	.0531	-.1103	1.4392
59.94	12.01	5.02	.8191	1.1909	-.0225	-.0196	.0065	.0540	-.1042	1.4410
59.94	16.01	5.02	.8186	1.1747	-.0270	-.0286	-.0131	.0169	-.1119	1.4267
RUN = 593										
65.01	16.01	5.05	.7432	1.2706	-.0491	-.0278	-.0093	.0521	-.1282	1.4656
65.01	12.03	5.05	.7318	1.2581	-.0200	-.0220	.0108	.0275	-.1226	1.4494
65.03	8.00	5.05	.7584	1.2898	-.0401	-.0145	.0287	.0175	-.1341	1.4894
65.02	4.01	4.92	.7384	1.2288	-.0850	-.0098	.0094	-.0038	-.1417	1.4257
65.02	.00	5.17	.7111	1.1585	-.0938	-.0059	-.0179	-.0728	-.1477	1.3504
65.05	-4.01	5.05	.7600	1.2026	-.0636	-.0004	-.0406	-.0698	-.1738	1.4110
65.06	-8.01	4.92	.7668	1.2554	-.0451	.0093	-.0330	-.0800	-.1566	1.4617
65.06	-12.01	5.05	.7307	1.2398	-.0376	.0143	.0030	-.0545	-.1309	1.4323
65.07	-16.00	5.17	.7298	1.2128	-.0142	.0205	.0094	-.0698	-.1424	1.4075

Table A2. Continued

ALPHA	BETA	Q	CL	CD	CPM	CRM	CYM	CSF	CAF	CNF
RUN = 594										
66.74	-16.00	5.06	.7343	1.3231	-.0298	.0233	.0290	-.0522	-.1434	1.5055
66.71	-12.03	5.18	.6897	1.2382	-.0266	.0147	-.0018	-.1140	-.1356	1.4100
66.70	-8.00	5.18	.6870	1.1800	-.0599	.0073	-.0300	-.1276	-.1561	1.3554
66.69	-4.00	4.93	.7067	1.2941	-.0579	.0050	-.0359	-.0887	-.1278	1.4681
66.67	.02	5.06	.6748	1.2435	-.0828	-.0008	-.0046	-.0236	-.1187	1.4090
66.67	4.00	4.93	.6968	1.2763	-.0746	-.0052	.0183	-.0055	-.1252	1.4479
66.68	8.00	5.06	.7143	1.3187	-.0506	-.0132	.0210	.0433	-.1247	1.4937
66.67	12.00	5.06	.7003	1.2503	-.0395	-.0217	-.0012	.0040	-.1392	1.4254
66.66	16.00	5.18	.7396	1.3615	-.0134	-.0290	-.0032	.0439	-.1313	1.5431
RUN = 595										
28.27	.00	59.84	1.1345	.4420	.0349	.0000	.0029	.0054	-.1498	1.2085
30.06	.00	59.93	1.2348	.5669	.0406	-.0081	-.0017	-.0232	-.1294	1.3527
32.05	.00	59.48	1.2880	.6595	.0435	-.0084	-.0027	-.0334	-.1259	1.4417
34.04	.00	60.08	1.2696	.7410	.0534	-.0057	-.0031	-.0385	-.0980	1.4668
35.01	.00	60.24	1.1525	.7442	.0387	-.0022	-.0080	-.0349	-.0529	1.3710
37.01	.00	60.08	1.1444	.8058	.0399	-.0050	-.0035	-.0302	-.0461	1.3989
40.05	.00	59.72	1.1356	.8935	.0454	-.0045	-.0039	-.0372	-.0470	1.4443
45.04	.00	60.11	1.0863	1.0197	.0506	-.0072	-.0053	-.0414	-.0475	1.4892
50.03	.00	60.16	.9845	1.1075	.0528	-.0066	-.0052	-.0226	-.0410	1.4811
55.08	.00	60.06	.8853	1.1840	.0467	-.0073	-.0089	-.0129	-.0452	1.4776
60.04	.00	60.28	.7887	1.2676	.0358	-.0067	.0006	-.0331	-.0465	1.4921
65.00	.00	59.95	.6915	1.3539	.0231	-.0059	.0030	-.0102	-.0499	1.5192
67.11	.00	59.81	.6524	1.3924	.0148	-.0060	-.0019	-.0038	-.0544	1.5365
RUN = 596										
28.23	.00	59.94	1.1269	.4166	.0034	-.0028	.0045	.0013	-.1676	1.1899
30.00	.00	59.86	1.1506	.4684	.0133	-.0054	.0083	-.0009	-.1710	1.2306
32.01	.00	59.98	1.1446	.5355	.0120	-.0023	.0086	.0037	-.1537	1.2544
34.08	.00	60.22	1.1056	.5716	.0135	.0076	.0023	-.0037	-.1468	1.2360
35.01	.00	60.03	1.1045	.5966	.0118	.0062	.0033	.0008	-.1456	1.2469
37.07	.00	59.89	1.1010	.6531	.0211	.0010	.0031	.0020	-.1428	1.2722
39.99	.00	60.12	1.0913	.7342	.0273	-.0022	.0059	-.0131	-.1387	1.3079
45.08	.00	59.98	1.0813	.9033	.0358	.0023	-.0027	-.0165	-.1265	1.4032
49.99	.00	59.91	1.0016	1.0258	.0486	.0002	-.0027	-.0088	-.1050	1.4296
54.98	.00	60.05	.9345	1.1403	.0510	.0011	-.0063	-.0015	-.1074	1.4701
60.06	.00	60.03	.8462	1.2422	.0413	.0006	-.0008	-.0028	-.1091	1.4987
65.06	.00	59.95	.7436	1.3223	.0294	-.0002	.0071	-.0148	-.1117	1.5126
67.18	.00	59.94	.6990	1.3591	.0281	.0005	.0078	-.0043	-.1117	1.5238

Table A2. Continued

ALPHA	BETA	Q	CL	CD	CPM	CRM	CYM	CSF	CAF	CNF
RUN = 597										
28.24	5.00	60.18	1.1300	.4198	.0009	-.0169	-.0004	-.0861	-.1660	1.1942
30.08	5.00	59.99	1.1447	.4730	.0011	-.0213	.0071	-.0854	-.1656	1.2276
31.99	5.00	59.98	1.1629	.5354	.0089	-.0199	.0057	-.0825	-.1629	1.2699
33.97	5.00	60.19	1.0812	.5552	.0153	-.0139	.0002	-.0702	-.1442	1.2053
35.09	5.00	60.15	1.0663	.5789	.0128	-.0129	-.0017	-.0597	-.1396	1.2053
37.01	5.00	59.87	1.0672	.6369	.0274	-.0097	-.0091	-.0442	-.1339	1.2356
40.07	5.00	59.78	1.0669	.7306	.0325	-.0141	-.0056	-.0177	-.1270	1.2868
45.07	5.00	60.10	1.0637	.8910	.0383	-.0166	.0092	.0161	-.1223	1.3820
50.00	5.00	60.03	1.0127	1.0352	.0416	-.0098	.0019	.0081	-.1077	1.4439
55.00	5.00	59.68	.9351	1.1409	.0556	-.0078	.0000	.0133	-.1079	1.4710
60.06	5.00	59.90	.8482	1.2419	.0456	-.0084	.0019	.0076	-.1109	1.4996
65.03	5.00	60.08	.7491	1.3270	.0348	-.0076	.0031	-.0035	-.1137	1.5192
67.17	5.00	59.94	.6997	1.3580	.0283	-.0071	-.0026	-.0071	-.1124	1.5231
RUN = 598										
30.00	-15.99	60.14	1.0906	.4545	.0216	.0552	-.0186	.2979	-.1523	1.1718
30.01	-11.99	60.35	1.1279	.4627	.0118	.0405	-.0104	.2180	-.1642	1.2081
29.98	-8.00	59.75	1.1164	.4582	.0093	.0291	-.0021	.1293	-.1619	1.1960
29.99	-4.00	60.44	1.1354	.4654	.0109	.0149	.0023	.0648	-.1657	1.2161
30.00	.02	60.09	1.1513	.4664	.0145	-.0048	.0086	-.0008	-.1731	1.2302
29.97	4.01	59.98	1.1467	.4702	.0047	-.0187	.0058	-.0636	-.1668	1.2283
29.95	8.01	60.11	1.1296	.4667	.0062	-.0323	.0084	-.1374	-.1603	1.2118
29.94	12.02	59.89	1.1286	.4649	.0106	-.0422	.0126	-.2160	-.1612	1.2100
29.94	16.01	60.14	1.0785	.4450	.0169	-.0568	.0215	-.3016	-.1532	1.1567
RUN = 599										
40.02	16.01	59.99	1.0342	.7059	.0580	-.0368	-.0177	-.0608	-.1238	1.2460
40.02	12.00	60.11	1.0311	.7076	.0429	-.0296	-.0159	-.0373	-.1203	1.2447
40.01	8.00	60.00	1.0568	.7232	.0359	-.0228	-.0125	-.0172	-.1249	1.2744
40.03	4.00	59.89	1.0654	.7255	.0318	-.0113	.0004	-.0194	-.1293	1.2824
40.04	-.02	60.13	1.0862	.7284	.0234	-.0025	.0049	-.0130	-.1410	1.3002
40.05	-4.02	59.89	1.0812	.7282	.0259	.0194	.0056	-.0115	-.1378	1.2963
40.05	-8.00	59.54	1.0795	.7330	.0294	.0317	.0175	-.0070	-.1330	1.2979
40.08	-12.05	60.37	1.0652	.7266	.0433	.0408	.0201	.0163	-.1292	1.2829
40.12	-16.02	59.91	1.0673	.7233	.0467	.0472	.0238	.0414	-.1338	1.2822

Table A2. Continued

ALPHA	BETA	Q	CL	CD	CPM	CRM	CYM	CSF	CAF	CNF
RUN = 600										
50.00	-16.02	59.79	1.0541	1.0581	.0638	.0282	.0217	-.1106	-.1242	1.4882
49.95	-11.99	59.66	1.0590	1.0628	.0533	.0237	.0039	-.0482	-.1240	1.4949
49.95	-8.01	59.90	1.0608	1.0671	.0420	.0165	.0072	-.0522	-.1226	1.4995
49.91	-4.01	60.52	1.0156	1.0332	.0407	.0080	-.0070	-.0174	-.1089	1.4444
49.89	.03	60.89	1.0001	1.0194	.0439	-.0005	-.0022	-.0122	-.1056	1.4239
49.88	4.00	59.90	1.0080	1.0275	.0453	-.0085	.0089	.0047	-.1058	1.4353
49.90	8.01	60.27	1.0399	1.0504	.0449	-.0172	.0027	.0270	-.1161	1.4733
49.91	12.01	60.15	1.0574	1.0689	.0440	-.0232	-.0085	.0338	-.1177	1.4987
49.92	16.00	60.03	1.0450	1.0585	.0568	-.0295	-.0221	.1077	-.1150	1.4827
RUN = 601										
55.08	16.00	60.06	.9857	1.1854	.0712	-.0263	-.0080	.0998	-.1261	1.5362
55.08	12.00	60.43	.9853	1.1890	.0593	-.0191	.0037	.0644	-.1236	1.5389
55.04	8.00	60.05	.9570	1.1620	.0513	-.0130	.0158	.0186	-.1146	1.5007
55.04	3.99	60.05	.9250	1.1300	.0502	-.0077	-.0010	.0065	-.1068	1.4562
55.03	.00	59.80	.9297	1.1373	.0459	.0001	-.0032	-.0135	-.1065	1.4648
55.05	-4.00	60.05	.9400	1.1488	.0461	.0072	-.0039	-.0299	-.1087	1.4801
55.09	-8.00	59.68	.9938	1.2038	.0473	.0112	-.0008	-.0682	-.1223	1.5559
55.12	-12.04	60.18	.9983	1.2050	.0615	.0189	.0026	-.0915	-.1262	1.5594
55.16	-16.03	59.94	1.0115	1.2161	.0787	.0258	.0062	-.1306	-.1317	1.5760
RUN = 602										
60.08	-16.03	60.15	.8935	1.2849	.0669	.0222	.0116	-.0956	-.1289	1.5593
60.05	-11.99	59.40	.8988	1.2901	.0624	.0166	.0048	-.0805	-.1303	1.5666
60.03	-8.00	60.03	.8784	1.2757	.0498	.0128	.0026	-.0350	-.1186	1.5439
60.00	-4.00	60.27	.8488	1.2385	.0466	.0051	-.0008	-.0094	-.1114	1.4970
59.98	.02	60.40	.8490	1.2390	.0398	.0002	-.0038	-.0058	-.1108	1.4976
59.98	4.00	60.27	.8445	1.2371	.0404	-.0067	.0027	-.0097	-.1079	1.4936
59.99	8.01	60.27	.8519	1.2379	.0476	-.0131	.0069	.0085	-.1136	1.4980
59.99	12.00	60.40	.8532	1.2364	.0617	-.0189	.0098	.0187	-.1154	1.4974
60.00	16.00	60.15	.8675	1.2531	.0643	-.0235	-.0033	.0730	-.1197	1.5190

Table A2. Continued

ALPHA	BETA	Q	CL	CD	CPM	CRM	CYM	CSF	CAF	CNF
RUN = 603										
65.09	-13.08	60.21	.7477	1.3067	.0317	.0212	.0064	-.0080	-.1221	1.5001
65.09	-12.01	59.95	.7536	1.3130	.0320	.0170	.0134	-.0317	-.1249	1.5083
65.07	-8.00	59.95	.7535	1.3180	.0387	.0127	.0010	-.0085	-.1222	1.5128
65.07	-3.99	60.20	.7492	1.3113	.0363	.0053	.0009	-.0078	-.1215	1.5049
65.06	.00	59.70	.7422	1.3028	.0280	.0002	.0035	-.0167	-.1186	1.4943
65.06	4.00	60.33	.7515	1.3163	.0315	-.0060	.0089	-.0234	-.1212	1.5105
65.04	8.00	60.20	.7486	1.3092	.0332	-.0127	-.0021	-.0268	-.1210	1.5028
65.02	12.00	59.95	.7447	1.3041	.0293	-.0184	-.0147	-.0065	-.1189	1.4966
65.03	15.98	60.08	.7507	1.3089	.0258	-.0246	-.0179	.0266	-.1226	1.5034
RUN = 604										
67.17	15.98	60.06	.7007	1.3411	.0094	-.0251	-.0186	.0173	-.1197	1.5079
67.17	11.99	59.81	.6987	1.3336	.0210	-.0178	-.0147	-.0183	-.1210	1.5002
67.19	8.00	59.94	.7054	1.3514	.0247	-.0133	-.0070	-.0252	-.1207	1.5191
67.21	4.01	59.94	.6971	1.3367	.0217	-.0065	-.0043	-.0091	-.1194	1.5023
67.22	.01	60.19	.7027	1.3462	.0235	.0011	.0167	-.0143	-.1213	1.5132
67.23	-4.01	59.94	.7082	1.3581	.0269	.0060	.0014	.0052	-.1217	1.5264
67.23	-7.99	60.19	.7083	1.3485	.0246	.0104	.0060	-.0031	-.1254	1.5176
67.23	-12.01	59.94	.7058	1.3425	.0194	.0174	.0149	-.0237	-.1256	1.5110
67.23	-16.00	59.81	.7107	1.3465	.0146	.0256	.0199	-.0254	-.1285	1.5166
RUN = 605										
28.29	.01	60.06	1.0727	.4131	-.0670	-.0031	.0063	-.0024	-.1460	1.1403
30.09	.01	59.87	1.0882	.4662	-.0708	-.0112	.0139	-.0035	-.1434	1.1753
32.08	.01	59.86	1.0600	.5090	-.0691	.0151	-.0051	-.0037	-.1327	1.1685
34.04	.01	60.20	1.0309	.5455	-.0611	-.0019	.0118	.0077	-.1259	1.1596
35.07	.01	59.91	1.0355	.5699	-.0526	-.0007	.0108	.0015	-.1290	1.1750
37.05	.01	59.99	1.0490	.6245	-.0556	.0048	-.0031	-.0051	-.1337	1.2136
40.04	.01	59.89	1.0579	.7159	-.0481	.0007	-.0044	-.0118	-.1323	1.2705
45.08	.01	60.09	1.0270	.8436	-.0385	.0014	-.0072	-.0008	-.1301	1.3225
50.05	.01	59.91	.9495	.9558	-.0300	-.0040	.0067	-.0297	-.1112	1.3424
54.96	.01	60.05	.9012	1.0769	-.0216	-.0003	-.0003	-.0132	-.1157	1.3991
59.98	.01	59.90	.8313	1.1799	-.0176	-.0002	.0028	-.0012	-.1252	1.4375
65.02	.01	59.82	.7337	1.2574	-.0252	-.0011	.0002	-.0095	-.1290	1.4496
67.09	.01	60.06	.6915	1.2936	-.0290	-.0011	.0139	-.0278	-.1279	1.4607

Table A2. Continued

	ALPHA	BETA	Q	CL	CD	CPM	CRM	CYM	CSF	CAF	CNF
RUN = 606											
	28.02	.01	60.08	1.0478	.4322	-.0905	-.0006	.0039	.0015	-.1120	1.1280
	30.03	.01	60.12	1.0501	.4828	-.0948	-.0022	.0082	.0055	-.1086	1.1508
	32.00	.01	59.75	1.0082	.5242	-.1006	.0008	.0042	-.0019	-.0905	1.1328
	34.04	.01	60.10	.9898	.5635	-.0955	-.0021	.0113	-.0024	-.0877	1.1356
	35.05	.01	60.04	.9851	.5845	-.0971	-.0032	.0100	.0040	-.0875	1.1421
	36.99	.01	59.99	.9898	.6392	-.0985	-.0014	.0071	-.0022	-.0849	1.1752
	40.04	.01	59.89	1.0038	.7246	-.0971	-.0010	.0071	-.0114	-.0903	1.2346
	45.05	.01	59.84	.9631	.8514	-.0897	.0001	.0077	-.0156	-.0782	1.2829
	50.05	.01	59.79	.9169	.9638	-.0904	.0017	-.0005	-.0020	-.0807	1.3276
	55.06	.01	59.93	.8661	1.0597	-.0879	.0003	.0032	.0026	-.0987	1.3648
	60.04	.01	60.15	.7971	1.1497	-.0861	.0010	-.0072	-.0280	-.1115	1.3941
	65.02	.01	60.08	.7167	1.2278	-.0912	.0003	.0017	.0192	-.1253	1.4156
	66.88	.01	60.05	.6832	1.2653	-.0904	-.0002	.0145	.0058	-.1251	1.4319
RUN = 607											
	28.31	.01	60.08	1.1641	.4522	.0361	-.0033	.0045	.0091	-.1556	1.2393
	30.03	.01	59.88	1.1841	.5013	.0430	-.0021	.0067	.0006	-.1600	1.2760
	32.06	.01	59.65	1.1915	.5684	.0442	.0048	.0003	-.0028	-.1519	1.3115
	33.97	.01	59.77	1.2060	.6320	.0472	.0074	-.0051	-.0061	-.1506	1.3533
	35.05	.01	60.41	1.1847	.6537	.0569	.0054	-.0051	-.0038	-.1460	1.3453
	37.07	.01	59.91	1.1397	.6876	.0679	.0007	.0020	.0043	-.1389	1.3238
	40.02	.01	60.14	1.1253	.7737	.0824	.0008	.0016	-.0044	-.1310	1.3593
	45.02	.01	59.72	1.0913	.9225	.0921	.0005	.0030	-.0080	-.1189	1.4239
	50.03	.01	60.16	1.0070	1.0515	.0849	.0004	.0014	-.0021	-.0939	1.4527
	55.03	.01	59.80	.9489	1.1825	.0830	.0010	-.0026	-.0066	-.0963	1.5129
	60.05	.01	60.28	.8564	1.2776	.0767	.0009	-.0056	-.0096	-.1000	1.5345
	65.04	.01	59.95	.7568	1.3627	.0598	.0006	-.0030	-.0022	-.1060	1.5548
	67.26	.01	59.94	.7018	1.3875	.0498	-.0002	.0126	-.0025	-.1053	1.5509

Table A2. Continued

ALPHA	BETA	Q	CL	CD	CPM	CRM	CYM	CSF	CAF	CNF
RUN = 608										
28.38	.01	60.10	1.1785	.4744	.0575	-.0025	.0024	.0038	-.1443	1.2623
30.03	.01	60.14	1.2038	.5294	.0625	-.0035	.0043	-.0031	-.1455	1.3071
32.08	.01	60.02	1.2153	.5963	.0669	-.0001	.0019	-.0061	-.1413	1.3465
34.09	.01	60.28	1.2324	.6703	.0682	.0043	-.0037	-.0015	-.1367	1.3964
34.96	.01	59.72	1.2245	.6942	.0720	.0065	-.0043	-.0060	-.1337	1.4013
37.05	.01	60.04	1.1698	.7314	.0888	.0004	-.0039	.0001	-.1216	1.3743
40.01	.01	60.03	1.1428	.8073	.0965	.0014	-.0025	-.0055	-.1164	1.3943
45.01	.01	59.84	1.0831	.9468	.1030	-.0007	.0042	-.0087	-.0956	1.4353
50.01	.01	59.54	.9910	1.0639	.0875	-.0016	-.0029	.0030	-.0729	1.4520
54.98	.01	60.05	.9254	1.1847	.0794	.0003	-.0050	.0073	-.0747	1.5012
60.07	.01	60.28	.8203	1.2654	.0637	-.0001	.0017	-.0099	-.0755	1.5059
65.00	.01	59.82	.7182	1.3365	.0448	.0005	.0087	-.0017	-.0811	1.5148
67.20	.01	59.94	.6655	1.3647	.0356	.0001	.0164	-.0059	-.0792	1.5159
RUN = 609										
28.25	.01	59.95	1.1527	.4300	.0113	-.0009	.0032	.0052	-.1685	1.2189
30.02	.01	59.87	1.1600	.4763	.0236	-.0010	.0040	.0002	-.1692	1.2427
32.06	.01	59.75	1.1670	.5359	.0227	-.0028	.0053	.0047	-.1663	1.2734
34.04	.01	60.21	1.1415	.5796	.0248	.0057	.0018	.0012	-.1594	1.2704
35.02	.01	60.14	1.1300	.5989	.0308	.0056	.0018	.0065	-.1587	1.2691
37.11	.01	60.25	1.1380	.6627	.0324	.0026	.0002	-.0007	-.1584	1.3074
40.09	.01	60.51	1.1354	.7568	.0427	-.0017	.0044	.0000	-.1522	1.3560
45.04	.01	60.33	1.0971	.9046	.0497	.0024	-.0044	-.0173	-.1361	1.4153
50.05	.01	60.28	1.0358	1.0566	.0491	-.0009	-.0021	-.0065	-.1129	1.4751
55.08	.01	60.18	.9601	1.1708	.0501	.0001	-.0058	-.0069	-.1135	1.5096
60.05	.01	60.15	.8651	1.2598	.0471	.0008	-.0069	-.0016	-.1164	1.5235
65.04	.01	60.46	.7688	1.3513	.0411	-.0006	.0038	-.0036	-.1216	1.5495
67.21	.01	60.45	.7176	1.3839	.0350	.0004	.0110	-.0135	-.1197	1.5538

Table A2. Continued

ALPHA	BETA	Q	CL	CD	CPM	CRM	CYM	CSF	CAF	CNF
RUN = 610										
28.34	.01	60.54	1.1804	.4573	.0417	-.0006	.0032	-.0009	-.1595	1.2560
30.03	.01	60.35	1.1881	.5025	.0541	-.0001	.0041	-.0018	-.1612	1.2801
32.10	.01	60.24	1.2152	.5762	.0574	-.0021	.0037	.0024	-.1589	1.3356
34.10	.01	60.37	1.2226	.6364	.0628	-.0006	.0017	.0041	-.1593	1.3692
35.03	.01	60.29	1.2014	.6520	.0709	.0021	.0029	.0062	-.1566	1.3580
37.05	.01	60.49	1.1857	.7044	.0850	.0013	.0017	.0013	-.1526	1.3707
39.99	.01	60.73	1.1808	.7948	.0981	.0000	.0041	-.0024	-.1501	1.4154
45.14	.01	61.22	1.1202	.9429	.1114	.0008	.0015	-.0169	-.1281	1.4585
50.08	.01	60.04	1.0417	1.0889	.0925	-.0003	-.0029	.0052	-.0977	1.5036
55.02	.01	59.93	.9777	1.2156	.0896	-.0001	-.0046	-.0136	-.1008	1.5565
60.09	.01	60.41	.8758	1.3014	.0875	.0000	-.0077	-.0023	-.1063	1.5648
65.09	.01	60.46	.7617	1.3819	.0674	-.0002	.0016	-.0014	-.1036	1.5741
67.27	.01	60.83	.7093	1.4047	.0600	.0001	.0178	-.0057	-.1060	1.5697
RUN = 611										
28.40	.01	59.41	1.1995	.4819	.0592	.0012	.0000	-.0025	-.1482	1.2844
30.05	.01	60.14	1.2092	.5290	.0726	.0006	.0006	-.0047	-.1491	1.3115
32.03	.01	60.02	1.2325	.6004	.0792	-.0009	.0036	-.0042	-.1461	1.3633
34.08	.01	59.92	1.2495	.6678	.0788	-.0007	.0031	-.0049	-.1481	1.4091
35.14	.01	60.22	1.2400	.6958	.0825	-.0007	.0030	-.0019	-.1456	1.4145
37.09	.01	60.40	1.1978	.7336	.0990	.0002	.0041	.0040	-.1378	1.3979
40.01	.01	60.03	1.1848	.8210	.1172	-.0029	.0050	-.0093	-.1330	1.4353
45.10	.01	60.60	1.1200	.9648	.1270	.0004	.0027	-.0108	-.1116	1.4740
50.06	.01	61.15	1.0159	1.0916	.0950	-.0002	-.0038	.0101	-.0756	1.4891
55.05	.01	59.93	.9448	1.2136	.0894	.0002	-.0044	-.0017	-.0759	1.5360
60.04	.01	60.28	.8359	1.2840	.0711	.0008	-.0034	-.0086	-.0790	1.5299
65.08	.01	60.58	.7308	1.3607	.0531	.0001	.0056	.0027	-.0845	1.5419
67.22	.01	60.70	.6773	1.3888	.0464	.0007	.0105	.0246	-.0813	1.5427

Table A2. Continued

ALPHA	BETA	Q	CL	CD	CPM	CRM	CYM	CSF	CAF	CNF
RUN = 612										
28.32	.01	59.83	1.0773	.4196	-.0562	-.0001	.0018	-.0002	-.1430	1.1474
30.11	.01	59.87	1.0931	.4663	-.0501	-.0014	.0047	.0032	-.1460	1.1795
32.09	.01	59.74	1.0828	.5121	-.0490	.0086	.0007	.0059	-.1420	1.1894
34.05	.01	59.62	1.0755	.5550	-.0389	.0072	-.0019	.0149	-.1429	1.2018
35.18	.01	59.70	1.0761	.5811	-.0328	.0039	.0008	.0123	-.1455	1.2143
38.11	.01	60.51	1.1002	.6720	-.0273	-.0031	.0054	-.0012	-.1504	1.2804
40.18	.01	60.65	1.0990	.7328	-.0227	-.0002	.0038	-.0041	-.1489	1.3124
45.12	.01	60.96	1.0649	.8820	-.0186	.0021	-.0031	-.0029	-.1307	1.3764
49.99	.01	60.16	.9930	1.0084	-.0263	-.0025	.0038	-.0012	-.1094	1.4108
55.16	.01	60.19	.9183	1.1172	-.0149	.0003	-.0035	-.0085	-.1114	1.4415
60.13	.01	60.53	.8399	1.2079	-.0042	.0002	-.0066	.0016	-.1223	1.4657
65.06	.01	60.71	.7469	1.2940	-.0145	.0003	.0035	.0002	-.1262	1.4883
67.10	.01	60.57	.7081	1.3364	-.0192	-.0006	.0053	-.0077	-.1264	1.5066
RUN = 613										
28.06	.01	60.19	1.0439	.4315	-.0811	.0005	.0019	.0034	-.1114	1.1242
30.04	.01	60.35	1.0471	.4818	-.0873	-.0018	.0054	.0054	-.1080	1.1477
32.09	.01	60.22	1.0372	.5300	-.0842	-.0039	.0041	-.0019	-.1027	1.1603
34.05	.01	60.22	1.0214	.5691	-.0844	.0018	.0017	-.0015	-.1007	1.1649
35.02	.01	60.15	1.0275	.5951	-.0820	.0009	.0022	.0053	-.1025	1.1830
37.09	.01	60.25	1.0369	.6549	-.0799	-.0016	.0048	.0129	-.1028	1.2221
40.06	.01	60.74	1.0394	.7424	-.0776	-.0049	.0096	.0031	-.1002	1.2733
45.09	.01	59.98	.9942	.8762	-.0811	-.0023	.0033	-.0123	-.0837	1.3224
50.09	.01	60.41	.9372	.9892	-.0873	-.0006	.0023	-.0051	-.0812	1.3601
55.09	.01	60.43	.8738	1.0758	-.0783	.0015	-.0099	-.0106	-.0968	1.3823
60.02	.01	60.40	.8098	1.1669	-.0764	.0004	-.0088	-.0116	-.1134	1.4154
65.05	.01	60.58	.7274	1.2479	-.0863	-.0011	.0035	-.0055	-.1275	1.4383
66.99	.01	60.56	.6907	1.2868	-.0785	.0002	.0139	.0036	-.1265	1.4544

Table A2. Continued

ALPHA	BETA	Q	CL	CD	CPM	CRM	CYM	CSF	CAF	CNF
RUN = 614										
28.22	.01	59.94	1.1435	.4212	.0029	-.0010	.0031	-.0009	-.1711	1.2068
30.09	.01	60.10	1.1559	.4715	.0173	-.0030	.0060	-.0017	-.1729	1.2365
32.13	.01	60.10	1.1289	.5262	.0100	.0026	.0025	.0023	-.1559	1.2359
34.08	.01	59.98	1.0957	.5592	.0159	.0037	-.0003	.0015	-.1515	1.2208
35.13	.01	60.28	1.0864	.5879	.0193	.0028	.0017	-.0039	-.1449	1.2268
37.07	.01	60.24	1.0894	.6440	.0226	.0006	.0016	-.0167	-.1430	1.2575
44.98	.01	60.61	1.0922	.7361	.0321	.0001	.0034	-.0072	-.1392	1.3097
50.01	.01	61.05	1.0853	.8982	.0399	.0001	.0069	-.0044	-.1307	1.4026
55.05	.01	60.41	1.0097	1.0265	.0529	-.0013	-.0039	.0034	-.1111	1.4353
60.09	.01	60.43	.9470	1.1447	.0623	.0012	-.0032	-.0021	-.1168	1.4808
65.04	.01	60.41	.8654	1.2521	.0587	-.0002	.0039	-.0044	-.1213	1.5169
67.23	.01	60.33	.7643	1.3388	.0422	-.0002	-.0038	.0161	-.1227	1.5363
		60.45	.7115	1.3593	.0340	.0008	-.0049	-.0001	-.1242	1.5288
RUN = 615										
40.05	16.08	60.00	1.0395	.7111	.0474	-.0369	-.0256	-.0918	-.1235	1.2533
40.04	12.02	60.12	1.0372	.7161	.0330	-.0317	-.0155	-.0431	-.1182	1.2548
40.08	8.01	60.02	1.0631	.7348	.0362	-.0229	-.0075	-.0049	-.1215	1.2866
40.07	3.98	59.66	1.0818	.7342	.0305	-.0180	.0013	-.0119	-.1340	1.3005
40.08	.00	59.55	1.0910	.7343	.0280	-.0031	.0053	-.0046	-.1402	1.3076
40.09	-4.00	59.31	1.0789	.7313	.0315	.0195	-.0020	-.0126	-.1349	1.2963
40.08	-8.02	58.95	1.0766	.7379	.0320	.0312	.0114	-.0241	-.1279	1.2988
40.08	-12.04	58.83	1.0603	.7217	.0331	.0418	.0170	.0273	-.1298	1.2759
40.11	-16.01	58.72	1.0741	.7317	.0353	.0480	.0253	.0668	-.1315	1.2929
RUN = 616										
50.03	-16.01	60.66	1.0597	1.0667	.0503	.0248	.0328	-.0813	-.1236	1.4983
50.01	-12.07	60.41	1.0768	1.0793	.0436	.0205	.0253	-.0619	-.1282	1.5190
50.00	-8.01	60.53	1.0558	1.0605	.0465	.0128	-.0004	-.0347	-.1241	1.4911
49.97	-3.99	60.77	1.0260	1.0334	.0460	.0070	-.0154	-.0101	-.1182	1.4512
49.97	-.01	61.15	1.0142	1.0281	.0522	-.0018	.0012	.0048	-.1128	1.4395
49.98	4.02	60.90	1.0197	1.0315	.0526	-.0089	.0153	.0067	-.1148	1.4457
50.08	8.05	61.03	1.0172	1.0323	.0506	-.0147	.0113	.0248	-.1146	1.4445
50.08	8.05	60.04	1.0254	1.0362	.0490	-.0144	.0106	.0196	-.1184	1.4527
50.08	12.02	59.91	1.0647	1.0660	.0435	-.0221	-.0187	.0564	-.1294	1.5008
50.06	15.99	60.04	1.0382	1.0486	.0402	-.0257	-.0355	.1006	-.1193	1.4705

Table A2. Continued

ALPHA	BETA	Q	CL	CD	CPM	CRM	CYM	CSF	CAF	CNF
RUN = 617										
60.08	16.01	60.28	.8753	1.2588	.0545	-.0236	-.0116	.0683	-.1257	1.5276
60.07	12.07	60.40	.8465	1.2251	.0497	-.0170	-.0141	.0146	-.1172	1.4840
60.11	8.00	60.28	.8684	1.2566	.0642	-.0125	.0222	.0165	-.1215	1.5222
60.11	4.02	60.16	.8735	1.2654	.0551	-.0062	.0249	.0167	-.1220	1.5324
60.10	-.01	60.16	.8600	1.2459	.0555	.0001	.0030	-.0225	-.1201	1.5087
60.12	-3.90	59.53	.8638	1.2507	.0537	.0054	-.0201	.0368	-.1212	1.5147
60.13	-8.01	59.91	.8751	1.2662	.0595	.0113	-.0093	-.0451	-.1233	1.5339
60.12	-12.06	60.28	.8857	1.2772	.0407	.0166	.0373	-.0571	-.1268	1.5487
60.16	-16.04	60.16	.8963	1.2908	.0359	.0229	.0402	-.0629	-.1305	1.5656
RUN = 618										
65.13	-16.04	60.59	.7596	1.3334	.0250	.0239	.0282	-.0364	-.1223	1.5292
65.14	-12.08	60.46	.7635	1.3364	.0407	.0182	.0187	-.0368	-.1251	1.5336
65.13	-8.00	60.59	.7580	1.3341	.0395	.0126	.0024	-.0186	-.1207	1.5292
65.11	-4.00	60.33	.7586	1.3347	.0421	.0053	-.0088	.0059	-.1207	1.5300
65.10	.00	60.59	.7596	1.3342	.0439	-.0001	-.0051	-.0190	-.1219	1.5300
65.11	4.06	60.84	.7542	1.3273	.0393	-.0068	.0150	-.0013	-.1199	1.5214
65.09	8.00	60.33	.7589	1.3312	.0434	-.0121	-.0010	.0195	-.1217	1.5270
65.07	12.02	60.20	.7565	1.3262	.0457	-.0163	-.0133	.0238	-.1212	1.5215
65.04	16.02	60.46	.7638	1.3424	.0454	-.0231	-.0147	.0360	-.1200	1.5394
RUN = 619										
30.11	16.02	60.95	1.0860	.4538	.0204	-.0548	.0158	-.3053	-.1527	1.1671
30.13	12.06	60.59	1.1294	.4692	.0145	-.0412	.0136	-.2183	-.1617	1.2123
30.13	8.01	60.69	1.1455	.4760	.0084	-.0331	.0101	-.1341	-.1641	1.2296
30.15	4.00	60.57	1.1576	.4774	.0069	-.0225	.0105	-.0539	-.1698	1.2408
30.16	.00	60.79	1.1528	.4756	.0160	-.0059	.0092	-.0001	-.1692	1.2357
30.16	-4.00	59.88	1.1659	.4830	.0088	.0142	.0010	.0561	-.1693	1.2508
30.17	-8.00	59.65	1.1445	.4724	.0105	.0279	-.0033	.1270	-.1677	1.2269
30.17	-12.02	60.01	1.1506	.4772	.0153	.0391	-.0131	.2174	-.1665	1.2346
30.17	-16.00	59.92	1.0913	.4603	.0222	.0553	-.0165	.3017	-.1510	1.1748

Table A2. Continued

ALPHA	BETA	Q	CL	CD	CPM	CRM	CYM	CSF	CAF	CNF
RUN = 620										
28.08	.00	59.94	1.0831	.4142	-.0657	-.0028	.0051	-.0014	-.1457	1.1506
30.06	.00	59.75	1.0895	.4652	-.0594	-.0078	.0120	-.0049	-.1442	1.1760
32.00	.00	59.97	1.0558	.5074	-.0669	.0099	.0026	.0085	-.1300	1.1642
34.07	.00	59.86	1.0503	.5557	-.0507	.0090	.0010	.0096	-.1287	1.1814
35.09	.00	60.38	1.0397	.5746	-.0457	.0082	.0023	.0041	-.1279	1.1810
37.12	.00	60.37	1.0591	.6370	-.0480	.0098	-.0103	-.0150	-.1313	1.2289
40.06	.00	60.49	1.0668	.7210	-.0369	-.0006	-.0020	-.0081	-.1343	1.2806
45.07	.00	60.21	1.0581	.8740	-.0249	-.0007	.0005	-.0082	-.1303	1.3660
50.08	.00	60.29	.9742	.9839	-.0192	.0009	-.0049	.0083	-.1128	1.3798
55.08	.00	60.30	.9143	1.0952	-.0074	.0018	-.0039	-.0109	-.1187	1.4214
60.07	.00	60.40	.8434	1.2035	-.0002	.0003	.0050	-.0161	-.1258	1.4638
65.09	.00	60.46	.7436	1.2842	-.0127	-.0007	-.0043	-.0076	-.1280	1.4779
67.10	.00	60.31	.7026	1.3212	-.0188	-.0001	-.0002	-.0137	-.1270	1.4904
RUN = 621										
28.23	.00	60.55	1.0624	.4417	-.0916	.0041	.0007	-.0085	-.1146	1.1450
30.00	.00	60.23	1.0292	.4786	-.0927	-.0038	.0087	-.0010	-.1013	1.1306
32.05	.00	60.22	.9970	.5242	-.1044	-.0029	.0071	.0015	-.0856	1.1232
34.07	.00	60.45	.9586	.5562	-.0958	.0010	.0120	-.0076	-.0766	1.1056
35.02	.00	60.50	.9566	.5787	-.0955	.0011	.0125	-.0132	-.0752	1.1156
37.06	.00	60.24	.9771	.6345	-.0988	.0026	.0024	-.0243	-.0822	1.1621
40.07	.00	60.62	.9962	.7220	-.0948	.0004	.0038	-.0036	-.0881	1.2272
45.05	.00	61.19	.9815	.8642	-.0854	-.0011	.0107	-.0005	-.0823	1.3050
50.05	.00	59.54	.9242	.9677	-.0849	.0016	-.0062	.0056	-.0840	1.3353
55.05	.00	60.18	.8684	1.0617	-.0782	-.0008	.0000	.0006	-.0996	1.3676
60.15	.00	60.28	.7955	1.1444	-.0749	-.0011	.0040	-.0036	-.1155	1.3885
65.11	.00	60.21	.7199	1.2310	-.0775	-.0007	.0035	-.0057	-.1291	1.4196
66.98	.00	60.18	.6827	1.2606	-.0805	-.0003	-.0004	-.0167	-.1290	1.4272

Table A2. Continued

ALPHA	BETA	Q	CL	CD	CPM	CRM	CYM	CSF	CAF	CNF
RUN = 622										
28.52	.00	60.43	1.1665	.4523	.0381	-.0032	.0055	-.0017	-.1612	1.2409
30.04	.00	60.23	1.1805	.5011	.0460	-.0038	.0073	-.0040	-.1587	1.2728
32.01	.00	60.00	1.1759	.5665	.0415	-.0057	.0103	.0017	-.1441	1.2974
34.05	.00	60.24	1.1612	.6216	.0516	.0075	.0021	-.0025	-.1362	1.3101
34.98	.00	59.93	1.1502	.6449	.0631	.0047	.0068	-.0074	-.1320	1.3121
37.10	.00	60.03	1.1301	.6913	.0772	.0019	.0058	-.0193	-.1309	1.3183
40.09	.00	60.52	1.1133	.7697	.0859	-.0018	.0033	-.0055	-.1282	1.3473
45.06	.00	59.85	1.0961	.9341	.0921	.0030	.0006	-.0157	-.1151	1.4355
50.02	.00	60.53	1.0198	1.0615	.0888	-.0018	.0016	-.0139	-.0972	1.4686
55.03	.00	60.30	.9510	1.1815	.0939	.0000	-.0082	-.0076	-.0987	1.5132
59.98	.00	60.27	.8758	1.2960	.0926	.0010	.0046	.0004	-.1059	1.5604
65.05	.00	60.33	.7655	1.3728	.0730	.0003	-.0103	-.0043	-.1100	1.5676
67.25	.00	60.57	.7084	1.3961	.0652	.0006	-.0047	-.0076	-.1080	1.5614
RUN = 623										
28.37	.00	60.44	1.2093	.4765	.0477	.0016	.0012	-.0043	-.1570	1.2905
30.07	.00	60.13	1.2088	.5236	.0602	-.0062	.0071	-.0004	-.1541	1.3085
32.05	.00	60.02	1.2140	.5905	.0625	-.0092	.0130	-.0034	-.1452	1.3423
34.01	.00	59.79	1.1966	.6475	.0641	.0050	.0045	-.0066	-.1337	1.3541
35.05	.00	60.08	1.1712	.6693	.0776	.0084	.0022	-.0045	-.1255	1.3432
37.07	.00	60.39	1.1440	.7079	.0916	.0039	.0025	-.0111	-.1254	1.3395
40.09	.00	60.29	1.1224	.7888	.1000	.0006	.0008	-.0107	-.1195	1.3667
45.02	.00	59.72	1.0884	.9451	.1042	.0045	.0005	-.0052	-.1008	1.4379
49.99	.00	60.40	1.0114	1.0640	.0993	.0015	.0008	-.0015	-.0884	1.4653
55.13	.00	60.06	.9420	1.1921	.0979	-.0009	.0005	-.0082	-.0879	1.5166
60.10	.00	60.28	.8595	1.2979	.0936	.0002	.0027	-.0156	-.0940	1.5536
65.08	.00	60.46	.7453	1.3598	.0685	-.0002	.0006	-.0093	-.0980	1.5472
67.24	.00	60.45	.6989	1.3968	.0532	-.0003	-.0057	-.0159	-.0987	1.5584

Table A2. Continued

ALPHA	BETA	Q	CL	CD	CPM	CRM	CYM	CSF	CAF	CNF
RUN = 624										
28.56	.00	60.10	1.1973	.4883	.0592	-.0043	.0055	-.0031	-.1452	1.2850
30.09	.00	60.02	1.2028	.5299	.0686	-.0045	.0078	.0021	-.1460	1.3064
31.98	.00	59.90	1.2116	.5970	.0683	-.0075	.0097	.0020	-.1365	1.3439
34.07	.00	59.69	1.1978	.6615	.0683	.0057	.0037	-.0048	-.1243	1.3628
35.04	.00	60.31	1.1753	.6795	.0798	.0094	.0028	-.0081	-.1194	1.3525
37.11	.00	60.52	1.1452	.7205	.0934	.0038	.0036	-.0092	-.1171	1.3480
40.08	.00	60.64	1.1229	.7994	.0995	.0014	.0036	-.0057	-.1115	1.3739
45.14	.00	60.37	1.0706	.9513	.1042	.0047	-.0016	-.0054	-.0870	1.4295
50.09	.00	60.16	.9996	1.0718	.0931	.0009	-.0006	.0047	-.0768	1.4635
55.10	.00	59.93	.9259	1.1885	.0917	-.0004	-.0045	-.0148	-.0761	1.5045
60.06	.00	60.03	.8429	1.2905	.0821	-.0001	.0024	-.0097	-.0824	1.5390
65.11	.00	60.46	.7261	1.3514	.0577	-.0004	-.0024	-.0330	-.0850	1.5315
67.22	.00	60.57	.6815	1.3847	.0467	.0018	.0001	-.0073	-.0868	1.5406
RUN = 625										
28.32	.00	60.07	1.1766	.4449	.0264	-.0055	.0048	-.0021	-.1680	1.2468
30.11	.00	60.11	1.1837	.4953	.0289	-.0086	.0090	-.0030	-.1669	1.2724
32.06	.00	60.00	1.1679	.5558	.0285	-.0083	.0134	.0005	-.1500	1.2848
34.14	.00	60.47	1.1063	.5907	.0353	.0099	.0027	-.0071	-.1327	1.2472
35.10	.00	60.52	1.0992	.6131	.0473	.0085	.0029	-.0129	-.1312	1.2519
37.08	.00	60.72	1.1025	.6670	.0533	.0021	.0042	-.0097	-.1330	1.2818
40.08	.00	60.63	1.1118	.7583	.0606	-.0014	.0029	-.0066	-.1355	1.3390
45.02	.00	60.33	1.0836	.9109	.0743	.0037	-.0052	-.0050	-.1214	1.4103
50.10	.00	60.66	1.0200	1.0479	.0798	.0004	.0010	-.0083	-.1077	1.4582
55.11	.00	60.31	.9490	1.1668	.0799	.0005	-.0029	-.0032	-.1076	1.4999
60.07	.00	60.53	.8632	1.2638	.0735	-.0002	.0051	-.0053	-.1133	1.5259
65.10	.00	60.58	.7661	1.3598	.0698	-.0003	-.0010	-.0192	-.1172	1.5560
67.26	.00	60.32	.7098	1.3747	.0556	-.0001	-.0033	-.0031	-.1176	1.5423

Table A2. Continued

ALPHA	BETA	Q	CL	CD	CPM	CRM	CYM	CSF	CAF	CNF
RUN = 626										
28.30	.00	60.02	1.2815	.5360	.0009	-.0027	.0009	-.0081	-.1373	1.3824
30.02	.00	59.94	1.2867	.5890	.0128	-.0050	.0041	.0014	-.1353	1.4088
32.05	.00	59.82	1.2658	.6424	.0314	-.0067	.0070	-.0057	-.1286	1.4138
34.02	.00	60.06	1.2722	.7152	.0301	.0000	.0002	-.0125	-.1202	1.4546
35.08	.00	59.89	1.2576	.7416	.0360	.0009	-.0008	-.0062	-.1168	1.4554
37.02	.00	59.94	1.2100	.7716	.0587	-.0021	.0032	-.0038	-.1132	1.4306
40.06	.00	59.70	1.1783	.8574	.0805	-.0005	.0028	.0008	-.1020	1.4537
45.04	.00	58.76	1.1181	1.0010	.0801	-.0007	.0039	-.0133	-.0827	1.4983
45.04	.00	59.98	1.1170	1.0011	.0830	.0004	.0016	-.0084	-.0818	1.4976
50.05	.00	59.91	1.0175	1.1159	.0744	-.0020	.0036	-.0229	-.0606	1.5088
55.02	.00	60.05	.9328	1.2230	.0680	-.0010	-.0028	-.0220	-.0597	1.5368
60.13	.00	60.03	.8354	1.3211	.0663	.0004	.0058	.0054	-.0622	1.5617
65.05	.00	59.70	.7218	1.3844	.0400	.0006	-.0024	-.0128	-.0653	1.5597
67.22	.00	59.81	.6706	1.4118	.0260	-.0002	-.0016	-.0314	-.0660	1.5613
RUN = 627										
28.32	.00	60.01	1.2650	.5237	-.0042	-.0014	.0026	-.0071	-.1409	1.3620
30.10	.00	60.05	1.2635	.5729	.0079	-.0060	.0036	-.0008	-.1395	1.3805
32.02	.00	59.93	1.2578	.6308	.0230	-.0083	.0067	-.0077	-.1333	1.4009
34.06	.00	60.17	1.2555	.6957	.0295	.0002	-.0011	-.0080	-.1278	1.4297
35.02	.00	59.87	1.2447	.7195	.0380	.0011	.0003	-.0052	-.1259	1.4323
37.01	.00	59.93	1.2114	.7630	.0570	-.0010	.0017	-.0078	-.1205	1.4266
40.02	.00	59.69	1.1735	.8410	.0763	-.0005	.0019	-.0054	-.1107	1.4395
45.08	.00	59.87	1.1241	.9927	.0797	-.0012	.0016	-.0046	-.0939	1.4967
49.98	.00	60.03	1.0406	1.1175	.0755	.0008	.0016	-.0098	-.0756	1.5249
54.99	.00	60.05	.9553	1.2324	.0813	-.0020	.0050	-.0297	-.0719	1.5574
59.99	.00	59.90	.8563	1.3242	.0705	-.0001	.0064	-.0096	-.0748	1.5750
64.99	.00	60.07	.7370	1.3846	.0524	-.0002	-.0003	-.0098	-.0775	1.5664
67.23	.00	60.19	.6875	1.4163	.0438	.0002	.0021	-.0231	-.0803	1.5720

Table A2. Continued

ALPHA	BETA	Q	CL	CD	CPM	CRM	CYM	CSF	CAF	CNF
RUN = 628										
28.29	.00	60.92	1.2522	.5073	-.0147	-.0025	.0016	-.0071	-.1485	1.3431
28.29	.00	60.11	1.2436	.5048	-.0169	-.0018	.0026	-.0016	-.1466	1.3343
30.02	.00	59.92	1.2484	.5551	-.0024	-.0068	.0053	-.0012	-.1454	1.3587
32.03	.00	59.92	1.2312	.6149	.0059	-.0017	.0005	-.0029	-.1328	1.3699
34.06	.00	60.04	1.2164	.6681	.0107	.0016	-.0013	-.0073	-.1288	1.3819
35.07	.00	59.86	1.2077	.6930	.0257	.0008	.0011	-.0032	-.1274	1.3866
37.06	.00	59.94	1.1859	.7439	.0460	-.0001	.0018	-.0196	-.1216	1.3946
39.99	.00	60.03	1.1544	.8221	.0598	-.0003	.0027	-.0155	-.1117	1.4127
45.01	.00	60.09	1.1214	.9784	.0665	.0000	.0026	-.0063	-.1001	1.4848
50.03	.00	59.79	1.0492	1.1082	.0746	.0007	.0013	.0096	-.0894	1.5233
55.01	.00	59.80	.9589	1.2174	.0687	-.0002	.0000	-.0230	-.0839	1.5472
60.09	.00	60.41	.8684	1.3242	.0712	.0007	.0074	.0024	-.0881	1.5809
65.06	.00	60.20	.7539	1.3910	.0570	.0000	-.0048	-.0293	-.0918	1.5792
67.25	.00	60.19	.7006	1.4245	.0486	-.0010	.0009	-.0183	-.0896	1.5846
RUN = 629										
28.29	.00	60.91	1.2435	.4958	-.0167	-.0057	.0034	-.0036	-.1544	1.3300
28.30	.00	59.88	1.2497	.4988	-.0242	-.0054	.0032	-.0029	-.1549	1.3368
30.02	.00	59.91	1.2120	.5324	-.0138	-.0034	.0047	-.0045	-.1467	1.3158
32.05	.00	60.13	1.1892	.5895	-.0237	-.0014	.0011	-.0048	-.1324	1.3208
34.03	.00	60.25	1.1716	.6401	-.0025	.0029	-.0027	-.0020	-.1260	1.3292
35.06	.00	60.07	1.1620	.6611	.0086	.0022	-.0009	-.0031	-.1269	1.3309
37.04	.00	60.16	1.1618	.7235	.0250	.0036	-.0002	-.0161	-.1226	1.3631
39.97	.00	60.02	1.1477	.8072	.0344	-.0012	.0022	-.0108	-.1184	1.3981
45.04	.00	59.97	1.1257	.9693	.0496	.0020	.0044	-.0118	-.1101	1.4813
50.05	.00	59.79	1.0453	1.0990	.0556	-.0016	.0057	-.0060	-.0927	1.5137
55.04	.00	60.05	.9656	1.2140	.0610	.0004	-.0011	-.0193	-.0917	1.5482
59.98	.00	59.77	.8725	1.3136	.0560	.0003	.0075	.0059	-.0937	1.5738
65.02	.00	60.20	.7581	1.3872	.0452	.0008	-.0026	-.0045	-.0961	1.5775
67.25	.00	59.69	.7072	1.4186	.0368	.0002	-.0082	-.0104	-.0978	1.5817

Table A2. Continued

ALPHA	BETA	Q	CL	CD	CPM	CRM	CYM	CSF	CAF	CNF
RUN = 630										
28.23	.00	60.22	1.2548	.4965	-.0531	-.0133	.0081	-.0044	-.1577	1.3404
30.10	.00	60.15	1.2444	.5462	-.0406	-.0198	.0151	-.0022	-.1528	1.3505
32.05	.00	60.13	1.1797	.5767	-.0311	.0003	-.0003	-.0102	-.1382	1.3059
34.04	.00	59.89	1.1464	.6145	-.0243	.0018	-.0020	-.0070	-.1332	1.2940
35.04	.00	60.06	1.1377	.6409	-.0195	.0021	-.0002	.0007	-.1289	1.2995
36.97	.00	59.89	1.1408	.6981	-.0101	-.0006	-.0014	-.0157	-.1284	1.3313
39.96	.00	60.37	1.1234	.7850	-.0007	.0005	.0038	-.0114	-.1193	1.3653
45.00	.00	60.33	1.1166	.9602	.0098	-.0033	.0080	.0006	-.1090	1.4685
50.01	.00	60.03	1.0370	1.0816	.0271	-.0030	.0035	-.0143	-.0964	1.4951
55.05	.00	59.93	.9608	1.1922	.0385	-.0004	-.0048	-.0143	-.1006	1.5276
60.02	.00	60.28	.8631	1.2811	.0380	.0010	-.0005	.0033	-.1029	1.5409
64.99	.00	60.20	.7564	1.3593	.0279	-.0002	-.0029	-.0095	-.1052	1.5516
67.21	.00	59.94	.7074	1.3981	.0188	.0001	.0017	-.0164	-.1046	1.5630
RUN = 631										
28.08	.00	59.99	1.1795	.4820	-.1246	-.0101	.0084	-.0011	-.1310	1.2676
30.03	.00	59.80	1.1870	.5359	-.1200	-.0203	.0149	.0063	-.1310	1.2959
32.02	.00	59.77	1.1293	.5677	-.1106	.0084	-.0048	-.0057	-.1181	1.2585
33.96	.00	60.11	1.0954	.5989	-.0902	.0082	-.0058	.0071	-.1155	1.2431
35.03	.00	59.70	1.0977	.6302	-.0860	.0075	-.0045	.0040	-.1142	1.2606
37.09	.00	60.39	1.1025	.6879	-.0803	.0111	-.0156	-.0208	-.1158	1.2943
40.03	.00	59.55	1.1043	.7813	-.0697	.0035	-.0051	.0038	-.1111	1.3481
45.07	.00	60.10	1.0830	.9355	-.0590	-.0016	.0017	.0022	-.1041	1.4272
50.02	.00	59.91	1.0096	1.0456	-.0487	-.0007	.0051	-.0142	-.0984	1.4499
55.02	.00	60.05	.9213	1.1396	-.0309	.0006	-.0017	-.0327	-.0973	1.4619
59.96	.00	60.40	.8423	1.2336	-.0226	.0009	-.0044	-.0321	-.1066	1.4895
65.03	.00	60.08	.7346	1.3148	-.0318	.0003	-.0046	-.0077	-.1050	1.5020
67.07	.00	59.93	.6973	1.3537	-.0347	.0003	-.0041	-.0097	-.1086	1.5184

Table A2. Continued

ALPHA	BETA	Q	CL	CD	CPM	CRM	CYM	CSF	CAF	CNF
RUN = 632										
27.99	.00	60.34	1.1257	.4850	-.1381	-.0043	.0019	-.0008	-.1011	1.2217
30.00	.00	60.14	1.0849	.5213	-.1378	-.0074	.0048	-.0049	-.0917	1.2002
32.02	.00	60.13	1.0745	.5751	-.1377	-.0020	-.0009	-.0029	-.0826	1.2159
34.05	.00	60.13	1.0514	.6144	-.1308	-.0041	.0031	-.0095	-.0798	1.2151
35.07	.00	60.19	1.0456	.6382	-.1251	-.0046	.0062	-.0066	-.0782	1.2225
37.02	.00	60.02	1.0496	.6930	-.1275	.0010	-.0039	-.0279	-.0781	1.2553
39.96	.00	59.53	1.0439	.7774	-.1145	-.0010	.0000	-.0115	-.0736	1.2994
45.07	.00	59.49	1.0212	.9274	-.1140	-.0011	.0078	-.0166	-.0655	1.3778
50.03	.00	59.91	.9434	1.0145	-.1115	.0001	-.0050	-.0266	-.0674	1.3835
55.01	.00	59.80	.8857	1.1157	-.1006	-.0018	.0009	-.0035	-.0813	1.4219
60.04	.00	60.15	.8067	1.1876	-.0907	-.0001	.0022	.0083	-.1006	1.4317
65.05	.00	59.83	.7211	1.2743	-.0973	-.0008	.0078	-.0128	-.1102	1.4596
66.92	.00	59.80	.6819	1.3012	-.0994	-.0009	-.0119	.0273	-.1105	1.4643
RUN = 633										
28.35	.00	59.94	1.0358	.4020	.1261	-.0022	.0022	-.0005	-.1397	1.1025
29.99	.00	59.86	1.0688	.4519	.1303	-.0028	.0032	-.0046	-.1444	1.1516
32.05	.00	59.86	1.0982	.5194	.1356	-.0020	.0058	-.0024	-.1439	1.2065
34.03	.00	59.64	1.1323	.5962	.1249	.0016	.0008	-.0026	-.1408	1.2721
35.03	.00	59.93	1.1291	.6251	.1234	.0015	.0009	-.0037	-.1371	1.2834
37.09	.00	59.90	1.1012	.6662	.1351	-.0013	.0041	-.0020	-.1334	1.2802
39.96	.00	59.76	1.0870	.7453	.1401	-.0014	.0026	-.0027	-.1271	1.3119
45.01	.00	59.72	1.0454	.8946	.1477	.0010	.0039	.0033	-.1061	1.3717
50.06	.00	59.91	.9632	1.0160	.1302	.0004	-.0038	-.0130	-.0842	1.3973
55.10	.00	60.06	.9012	1.1397	.1230	-.0005	-.0026	-.0059	-.0838	1.4504
59.93	.00	59.89	.8234	1.2378	.1104	-.0002	.0066	.0115	-.0883	1.4838
65.12	.00	60.21	.7223	1.3221	.0856	.0002	-.0037	-.0067	-.0941	1.5033
67.24	.00	59.94	.6829	1.3593	.0736	.0009	-.0052	.0063	-.0983	1.5176

Table A2. Continued

ALPHA	BETA	Q	CL	CD	CPM	CRM	CYM	CSF	CAF	CNF
RUN = 634										
28.38	.00	59.93	1.0327	.3964	.1225	-.0006	.0028	.0052	-.1438	1.0970
30.02	.00	59.85	1.0687	.4469	.1262	-.0027	.0040	.0007	-.1494	1.1489
32.05	.00	59.85	1.0960	.5120	.1281	-.0034	.0071	-.0059	-.1490	1.2007
34.08	.00	60.11	1.1190	.5828	.1205	.0014	.0011	-.0111	-.1454	1.2534
35.04	.00	59.92	1.1264	.6132	.1205	.0015	.0015	-.0065	-.1456	1.2743
37.01	.00	59.76	1.0979	.6553	.1312	.0000	.0011	-.0030	-.1383	1.2712
40.05	.00	60.02	1.0903	.7438	.1450	-.0011	.0031	.0092	-.1323	1.3133
45.04	.00	59.60	1.0564	.8905	.1464	-.0005	.0002	.0125	-.1176	1.3766
50.07	.00	60.29	.9823	1.0213	.1360	.0006	-.0018	-.0033	-.0955	1.4137
55.02	.00	59.93	.9207	1.1456	.1306	-.0009	-.0029	-.0084	-.0944	1.4665
60.02	.00	60.15	.8420	1.2478	.1184	-.0004	.0026	-.0062	-.1019	1.5016
65.09	.00	59.95	.7352	1.3203	.0950	-.0001	.0027	-.0220	-.1058	1.5071
65.11	.00	59.95	.7295	1.3087	.0899	-.0001	-.0021	-.0098	-.1060	1.4942
67.28	.00	59.94	.6887	1.3513	.0780	.0003	-.0075	-.0216	-.1080	1.5124
RUN = 635										
28.36	.00	60.04	1.0158	.3763	.1059	-.0019	.0025	-.0008	-.1530	1.0726
30.06	.00	59.96	1.0588	.4325	.1125	-.0029	.0037	.0039	-.1575	1.1331
32.10	.00	60.08	1.0793	.4964	.1119	-.0046	.0093	.0003	-.1544	1.1781
34.02	.00	59.97	1.0932	.5569	.1001	.0020	.0012	-.0003	-.1511	1.2177
35.03	.00	60.02	1.0924	.5855	.1094	.0015	.0011	-.0007	-.1485	1.2306
37.07	.00	59.88	1.0862	.6353	.1180	.0001	.0018	-.0049	-.1484	1.2496
40.05	.00	60.25	1.0813	.7228	.1289	-.0015	.0029	-.0106	-.1426	1.2928
45.05	.00	60.21	1.0599	.8749	.1362	.0006	.0030	-.0052	-.1311	1.3680
50.06	.00	60.04	.9901	1.0076	.1279	.0010	-.0029	-.0007	-.1100	1.4081
55.04	.00	60.05	.9271	1.1335	.1228	-.0003	-.0030	-.0135	-.1071	1.4602
60.02	.00	60.15	.8539	1.2458	.1189	.0002	.0050	-.0253	-.1130	1.5058
65.07	.00	59.95	.7477	1.3171	.0968	.0005	-.0004	-.0107	-.1178	1.5095
67.29	.00	60.07	.7030	1.3572	.0865	.0003	-.0021	-.0091	-.1191	1.5234

Table A2. Continued

ALPHA	BETA	Q	CL	CD	CPM	CRM	CYM	CSF	CAF	CNF
RUN = 636										
28.34	.00	60.03	1.0129	.3682	.0985	-.0013	.0018	-.0007	-.1583	1.0663
30.07	.00	59.84	1.0457	.4192	.0911	-.0024	.0041	-.0008	-.1626	1.1150
32.03	.00	59.95	1.0488	.4777	.0765	.0004	.0018	.0024	-.1524	1.1425
34.06	.00	60.08	1.0623	.5358	.0816	.0044	-.0018	-.0034	-.1519	1.1801
35.01	.00	60.35	1.0492	.5546	.0875	.0029	.0015	.0006	-.1485	1.1775
37.08	.00	60.10	1.0590	.6113	.0916	.0009	.0018	-.0083	-.1512	1.2135
40.07	.00	59.89	1.0743	.7090	.1051	-.0028	.0037	-.0075	-.1489	1.2785
45.05	.00	59.97	1.0548	.8657	.1143	.0024	-.0007	.0009	-.1339	1.3579
50.11	.00	59.67	.9935	1.0021	.1155	.0007	-.0042	.0021	-.1173	1.4060
54.98	.00	60.17	.9317	1.1199	.1126	.0004	-.0028	-.0099	-.1169	1.4518
60.02	.00	60.02	.8547	1.2271	.0988	.0000	-.0018	-.0051	-.1230	1.4900
65.07	.00	60.20	.7492	1.3032	.0871	.0000	.0031	-.0203	-.1249	1.4975
67.28	.00	59.94	.7171	1.3601	.0798	.0003	-.0067	.0032	-.1304	1.5315
RUN = 637										
28.29	.00	60.14	1.0019	.3576	.0740	-.0008	.0017	.0013	-.1614	1.0517
30.10	.00	60.18	1.0365	.4084	.0762	-.0025	.0043	-.0002	-.1678	1.1016
32.05	.00	59.93	1.0254	.4585	.0636	.0014	.0013	.0012	-.1566	1.1124
34.06	.00	59.83	1.0227	.5095	.0638	.0061	-.0016	-.0005	-.1513	1.1327
35.04	.00	60.11	1.0189	.5316	.0610	.0031	.0008	-.0079	-.1505	1.1394
37.00	.00	60.20	1.0348	.5931	.0639	.0006	.0001	-.0171	-.1495	1.1833
40.03	.00	59.87	1.0478	.6873	.0690	-.0014	.0021	-.0066	-.1473	1.2444
45.04	.00	60.20	1.0384	.8459	.0808	.0019	-.0008	.0007	-.1359	1.3324
50.07	.00	60.16	.9750	.9777	.0869	.0002	-.0034	-.0045	-.1176	1.3755
55.05	.00	59.68	.9291	1.1114	.0897	.0009	-.0043	-.0250	-.1211	1.4432
60.07	.00	60.15	.8449	1.2027	.0862	-.0005	.0081	-.0175	-.1278	1.4639
65.07	.00	59.95	.7546	1.2957	.0657	-.0014	-.0007	-.0181	-.1330	1.4930
67.24	.00	59.94	.7061	1.3265	.0591	-.0006	.0000	-.0283	-.1321	1.4964

Table A2. Continued

ALPHA	BETA	Q	CL	CD	GPM	CRM	CYM	CSF	CAF	CNF
RUN = 638										
28.13	.00	60.25	.9414	.3475	-.0023	-.0016	.0025	.0019	-.1389	.9941
30.04	.00	59.94	.9776	.4007	-.0018	-.0032	.0073	.0031	-.1438	1.0469
32.05	.00	60.05	.9677	.4466	-.0107	.0069	.0007	.0100	-.1359	1.0572
34.03	.00	60.17	.9723	.4939	-.0020	.0090	-.0034	.0157	-.1353	1.0822
35.07	.00	60.11	.9696	.5142	-.0021	.0067	-.0001	.0056	-.1367	1.0890
37.04	.00	59.96	1.0012	.5764	-.0020	.0095	-.0121	-.0203	-.1431	1.1464
40.09	.00	59.88	1.0201	.6683	.0033	.0011	-.0032	-.0063	-.1451	1.2108
45.06	.00	59.84	1.0247	.8276	.0114	.0005	.0012	-.0031	-.1395	1.3096
50.08	.00	60.04	.9354	.9301	.0138	-.0001	-.0075	-.0090	-.1176	1.3136
55.00	.00	60.05	.8960	1.0570	.0178	.0009	-.0078	-.0177	-.1238	1.3797
60.05	.00	60.15	.8207	1.1562	.0204	-.0002	.0039	-.0044	-.1292	1.4116
65.09	.00	59.70	.7353	1.2460	.0142	-.0005	.0043	-.0126	-.1365	1.4398
67.13	.00	59.94	.6986	1.2882	.0065	.0006	-.0093	.0099	-.1369	1.4584
RUN = 639										
28.07	.00	60.04	.9075	.3671	-.0250	-.0002	.0001	.0004	-.1044	.9735
30.05	.00	59.96	.9240	.4165	-.0378	-.0044	.0086	-.0027	-.1031	1.0084
32.04	.00	59.95	.9167	.4595	-.0536	.0001	.0010	-.0031	-.0975	1.0208
33.99	.00	60.17	.9072	.5005	-.0477	-.0023	.0033	-.0114	-.0926	1.0320
35.06	.00	60.12	.9155	.5280	-.0500	-.0026	.0057	-.0111	-.0940	1.0527
37.05	.00	59.97	.9313	.5827	-.0523	.0015	-.0053	-.0325	-.0959	1.0944
40.08	.00	60.00	.9619	.6732	-.0530	-.0005	.0024	-.0041	-.1036	1.1694
45.05	.00	60.08	.9552	.8184	-.0462	.0003	.0113	.0019	-.0961	1.2541
50.08	.00	59.79	.8826	.9065	-.0520	-.0006	-.0058	-.0156	-.0921	1.2616
55.04	.00	59.93	.8476	1.0162	-.0517	.0005	-.0050	-.0100	-.1082	1.3185
60.00	.00	60.40	.7828	1.0958	-.0482	-.0004	-.0004	-.0113	-.1251	1.3404
65.03	.00	59.95	.7170	1.1934	-.0572	.0004	-.0072	.0169	-.1403	1.3845
66.97	.00	59.93	.6833	1.2283	-.0638	.0006	-.0069	-.0019	-.1420	1.3977

Table A2. Continued

ALPHA	BETA	Q	CL	CD	CPM	CRM	CYM	CSF	CAF	CNF
RUN = 640										
28.40	.00	60.30	1.1176	.4299	.0217	.0090	-.0607	.1133	-.1547	1.1875
30.03	.00	60.45	1.1248	.4774	.0242	.0021	-.0523	.1028	-.1508	1.2127
32.10	.00	60.21	1.1089	.5262	.0219	.0072	-.0533	.1055	-.1442	1.2190
34.10	.00	60.34	1.0895	.5727	.0289	.0026	-.0443	.0998	-.1370	1.2232
35.04	.00	60.38	1.0844	.5932	.0304	.0035	-.0431	.0911	-.1372	1.2285
37.06	.00	60.36	1.0864	.6516	.0336	.0028	-.0380	.0782	-.1348	1.2597
40.05	.00	60.37	1.0846	.7376	.0428	.0039	-.0275	.0671	-.1330	1.3048
45.09	.00	60.22	1.0776	.8998	.0515	.0045	-.0163	.0335	-.1265	1.3980
50.02	.00	60.53	1.0025	1.0200	.0522	-.0001	-.0052	.0033	-.1100	1.4257
55.09	.00	60.43	.9466	1.1492	.0582	-.0012	-.0092	-.0030	-.1148	1.4841
60.05	.00	60.28	.8616	1.2469	.0577	.0003	-.0018	.0059	-.1194	1.5106
65.04	.00	60.45	.7611	1.3314	.0445	.0013	-.0078	.0004	-.1226	1.5282
67.18	.00	60.57	.7151	1.3612	.0337	.0006	-.0055	-.0199	-.1254	1.5320
RUN = 641										
28.20	5.02	60.06	1.1090	.4251	.0165	-.0032	-.0617	.0308	-.1506	1.1783
30.12	5.02	60.33	1.1265	.4778	.0187	-.0109	-.0549	.0385	-.1531	1.2142
32.04	5.02	60.09	1.1298	.5270	.0312	-.0157	-.0504	.0397	-.1535	1.2373
34.01	5.02	60.08	1.0857	.5666	.0312	-.0124	-.0472	.0480	-.1379	1.2169
35.09	5.02	60.15	1.0856	.5955	.0284	-.0148	-.0474	.0425	-.1370	1.2306
37.06	5.02	60.35	1.0836	.6497	.0360	-.0145	-.0430	.0655	-.1346	1.2563
40.13	5.02	60.63	1.0812	.7386	.0417	-.0147	-.0329	.0591	-.1315	1.3027
45.10	5.02	59.98	1.0623	.8956	.0478	-.0106	.0008	.0466	-.1184	1.3843
50.13	5.02	60.66	1.0041	1.0241	.0503	-.0097	.0055	.0058	-.1111	1.4297
55.10	5.02	60.56	.9533	1.1552	.0538	-.0082	.0206	.0092	-.1169	1.4928
60.07	5.02	60.15	.8694	1.2580	.0545	-.0070	.0175	.0186	-.1209	1.5240
64.98	5.02	60.33	.7526	1.3179	.0439	-.0074	.0125	-.0040	-.1190	1.5125
67.16	5.02	60.06	.7042	1.3525	.0343	-.0083	.0029	.0005	-.1180	1.5198

Table A2. Continued

ALPHA	BETA	Q	CL	CD	CPM	CRM	CYM	CSF	CAF	CNF
RUN = 642										
28.23	-5.02	60.07	1.1166	.4214	.0135	.0260	-.0566	.1767	-.1579	1.1831
30.12	-5.02	60.00	1.1210	.4763	.0265	.0227	-.0524	.1696	-.1515	1.2087
32.05	-5.02	59.53	1.1143	.5299	.0242	.0168	-.0407	.1570	-.1428	1.2257
34.10	-5.02	59.77	1.1048	.5789	.0213	.0188	-.0338	.1271	-.1402	1.2394
35.04	-5.02	60.39	1.0967	.5984	.0257	.0209	-.0298	.1128	-.1399	1.2415
37.08	-5.02	60.36	1.0809	.6450	.0346	.0210	-.0193	.0748	-.1370	1.2512
40.12	-5.02	60.39	1.0787	.7354	.0390	.0254	-.0211	.0281	-.1320	1.2988
45.02	-5.02	59.96	1.0707	.8981	.0471	.0175	-.0173	-.0113	-.1207	1.3921
50.06	-5.02	59.91	1.0260	1.0376	.0472	.0099	-.0203	-.0135	-.1175	1.4543
55.09	-5.02	59.93	.9605	1.1621	.0557	.0081	-.0151	-.0439	-.1186	1.5026
60.15	-5.02	60.03	.8679	1.2523	.0519	.0066	-.0129	-.0242	-.1245	1.5182
65.09	-5.02	60.58	.7634	1.3398	.0380	.0082	-.0027	-.0052	-.1223	1.5367
67.20	-5.02	60.70	.7088	1.3603	.0332	.0080	-.0045	.0096	-.1202	1.5286
RUN = 643										
40.15	16.02	60.27	1.0407	.7140	.0537	-.0329	-.0501	-.0375	-.1242	1.2559
40.17	12.06	60.04	1.0595	.7311	.0478	-.0283	-.0517	.0147	-.1238	1.2812
40.19	8.01	59.93	1.0752	.7382	.0445	-.0202	-.0440	.0533	-.1291	1.2977
40.19	4.01	59.58	1.0856	.7433	.0447	-.0113	-.0323	.0615	-.1321	1.3090
40.20	.02	60.06	1.0848	.7411	.0413	.0038	-.0263	.0689	-.1337	1.3069
40.20	-4.05	59.82	1.0827	.7415	.0401	.0224	-.0242	.0325	-.1319	1.3056
40.22	-8.05	60.66	1.0742	.7419	.0442	.0359	-.0105	.0385	-.1261	1.2993
40.22	-12.04	60.54	1.0617	.7356	.0455	.0463	-.0056	.0793	-.1229	1.2857
40.22	-16.04	60.06	1.0446	.7191	.0531	.0498	.0049	.1175	-.1243	1.2620
RUN = 644										
50.05	-16.01	59.67	1.0647	1.0660	.0511	.0257	.0283	-.0739	-.1283	1.5009
50.05	-12.04	60.04	1.0591	1.0661	.0444	.0210	.0152	-.0508	-.1240	1.4973
50.03	-8.01	60.04	1.0595	1.0653	.0453	.0154	-.0009	-.0379	-.1246	1.4970
50.01	-4.02	60.41	1.0198	1.0314	.0506	.0078	-.0206	.0033	-.1156	1.4456
50.01	.00	60.90	1.0015	1.0166	.0555	-.0006	-.0033	-.0081	-.1110	1.4225
49.99	4.05	60.03	1.0106	1.0241	.0500	-.0077	.0052	.0043	-.1126	1.4341
50.00	8.11	60.16	1.0321	1.0431	.0484	-.0144	-.0021	.0270	-.1169	1.4624
50.00	12.03	60.16	1.0389	1.0449	.0517	-.0213	-.0130	.0383	-.1209	1.4682
50.00	16.00	60.40	1.0305	1.0416	.0520	-.0241	-.0316	.0868	-.1162	1.4603

Table A2. Continued

ALPHA	BETA	Q	CL	CD	CPM	CRM	CYM	CSF	CAF	CNF
RUN = 645										
60.03	16.00	60.40	.8883	1.2693	.0606	-.0247	-.0243	.0731	-.1308	1.5433
60.02	12.01	60.15	.8517	1.2343	.0512	-.0168	-.0144	.0114	-.1154	1.4948
60.04	8.01	60.40	.8695	1.2552	.0644	-.0110	.0244	.0225	-.1214	1.5216
60.03	4.01	59.90	.8708	1.2548	.0584	-.0059	.0105	.0055	-.1227	1.5220
60.03	.00	59.65	.8663	1.2512	.0550	.0000	.0004	-.0024	-.1208	1.5167
60.04	-4.06	59.27	.8677	1.2472	.0548	.0058	-.0095	-.0091	-.1243	1.5138
60.07	-8.02	60.03	.8819	1.2670	.0587	.0118	-.0179	-.0484	-.1270	1.5380
60.07	-12.04	60.03	.8774	1.2602	.0437	.0175	.0202	-.0339	-.1261	1.5299
60.06	-16.01	60.03	.8838	1.2631	.0391	.0240	.0245	-.0696	-.1304	1.5356
RUN = 646										
65.07	-16.01	60.33	.7684	1.3360	.0286	.0232	.0137	-.0181	-.1275	1.5354
65.10	-12.10	60.33	.7692	1.3382	.0380	.0178	.0122	-.0187	-.1282	1.5376
65.09	-8.00	60.46	.7686	1.3457	.0412	.0121	.0004	-.0125	-.1241	1.5442
65.08	-3.98	60.58	.7622	1.3323	.0406	.0066	-.0048	-.0172	-.1240	1.5295
65.06	.01	60.58	.7615	1.3377	.0423	.0010	-.0063	-.0043	-.1210	1.5340
65.06	4.00	60.84	.7541	1.3236	.0412	-.0054	.0069	.0212	-.1200	1.5182
65.04	8.00	60.33	.7514	1.3178	.0446	-.0112	.0009	.0000	-.1192	1.5118
65.02	12.02	60.45	.7548	1.3247	.0431	-.0170	-.0262	.0099	-.1187	1.5195
65.02	16.00	60.58	.7588	1.3223	.0462	-.0232	-.0168	.0274	-.1231	1.5190
RUN = 647										
30.05	16.00	60.12	1.0599	.4516	.0283	-.0436	-.0441	-.2054	-.1403	1.1436
30.07	12.03	60.46	1.1133	.4716	.0220	-.0284	-.0468	-.1134	-.1504	1.1998
30.07	8.02	60.57	1.1261	.4779	.0211	-.0195	-.0519	-.0261	-.1514	1.2140
30.09	4.02	60.57	1.1290	.4801	.0208	-.0075	-.0566	.0520	-.1517	1.2175
30.10	.00	60.57	1.1236	.4813	.0247	.0014	-.0516	.1072	-.1481	1.2135
30.12	-4.03	60.46	1.1377	.4767	.0290	.0162	-.0494	.1525	-.1594	1.2233
30.11	-8.00	59.89	1.1191	.4728	.0276	.0339	-.0546	.2232	-.1532	1.2052
30.11	-12.02	59.33	1.1127	.4736	.0285	.0463	-.0591	.2960	-.1490	1.2001
30.11	-16.02	60.17	1.0805	.4685	.0354	.0646	-.0649	.3832	-.1371	1.1698

Table A2. Continued

ALPHA	BETA	Q	CL	CD	CPM	CRM	CYM	CSF	CAF	CNF
RUN = 648										
28.19	.01	60.06	1.1380	.4190	.0114	-.0029	-.0047	-.0079	-.1696	1.2010
30.03	.01	59.98	1.1487	.4741	.0199	-.0095	.0011	-.0145	-.1655	1.2317
32.12	.01	59.98	1.1521	.5289	.0250	-.0104	.0053	-.0084	-.1655	1.2569
34.07	.01	59.75	1.1330	.5781	.0242	-.0113	.0041	-.0198	-.1566	1.2624
35.05	.01	60.26	1.1111	.5952	.0234	-.0081	.0020	-.0140	-.1513	1.2514
37.04	.01	60.00	1.1131	.6547	.0344	-.0090	.0040	-.0292	-.1481	1.2829
40.10	.01	60.51	1.1047	.7448	.0402	-.0060	.0051	-.0172	-.1415	1.3248
45.09	.01	60.35	1.0854	.9028	.0561	-.0023	.0011	-.0202	-.1300	1.4056
50.05	.01	60.53	1.0119	1.0336	.0640	-.0029	-.0014	-.0409	-.1093	1.4421
55.03	.01	60.55	.9523	1.1577	.0757	-.0031	-.0050	-.0461	-.1131	1.4945
60.03	.01	60.65	.8718	1.2620	.0762	-.0026	.0015	-.0335	-.1203	1.5287
65.10	.01	60.33	.7658	1.3427	.0631	-.0028	-.0069	-.0191	-.1239	1.5403
67.21	.01	60.32	.7202	1.3758	.0553	-.0026	-.0072	-.0263	-.1253	1.5474
RUN = 649										
30.07	16.00	60.38	1.0672	.4471	.0289	-.0561	.0034	-.3287	-.1481	1.1476
30.10	12.05	60.36	1.1372	.4712	.0224	-.0405	.0014	-.2383	-.1634	1.2201
30.10	8.02	60.69	1.1467	.4751	.0184	-.0309	.0002	-.1411	-.1648	1.2303
30.12	4.00	60.80	1.1509	.4737	.0129	-.0190	-.0023	-.0711	-.1689	1.2332
30.11	.01	60.10	1.1466	.4755	.0173	-.0097	.0016	-.0157	-.1650	1.2304
30.14	-4.01	59.75	1.1695	.4773	.0218	.0069	.0021	.0482	-.1756	1.2511
30.12	-8.00	59.76	1.1372	.4700	.0237	.0257	.0005	.1259	-.1651	1.2195
30.13	-12.02	60.01	1.1305	.4680	.0162	.0378	-.0047	.2159	-.1634	1.2126
30.11	-16.00	59.57	1.0919	.4590	.0243	.0546	-.0114	.3033	-.1512	1.1748
RUN = 650										
40.15	-16.00	60.04	1.0579	.7243	.0517	.0438	.0212	.0908	-.1275	1.2756
40.15	-12.04	60.40	1.0709	.7329	.0468	.0405	.0155	.0533	-.1294	1.2911
40.16	-8.02	60.40	1.0888	.7423	.0462	.0305	.0118	-.0110	-.1341	1.3108
40.15	-4.00	60.53	1.1057	.7491	.0415	.0138	.0022	-.0085	-.1400	1.3282
40.14	.00	60.52	1.1093	.7470	.0409	-.0073	.0065	-.0087	-.1437	1.3296
40.12	4.00	60.39	1.0958	.7391	.0462	-.0220	-.0042	-.0220	-.1404	1.3142
40.13	8.00	60.63	1.0785	.7349	.0534	-.0273	-.0186	-.0297	-.1324	1.2983
40.11	12.03	60.51	1.0572	.7221	.0516	-.0360	-.0265	-.0830	-.1279	1.2737
40.11	16.01	60.27	1.0467	.7161	.0571	-.0391	-.0388	-.1229	-.1255	1.2619

Table A2. Continued

ALPHA	BETA	Q	CL	CD	CPM	CRM	CYM	CSF	CAF	CNF
RUN = 651										
50.15	16.01	59.80	1.0475	1.0665	.0563	-.0280	-.0505	.0210	-.1174	1.4900
50.17	12.03	60.29	1.0474	1.0632	.0605	-.0241	-.0277	-.0140	-.1203	1.4873
50.16	8.01	60.42	1.0152	1.0361	.0654	-.0189	.0007	-.0205	-.1125	1.4459
50.15	4.00	60.05	1.0059	1.0283	.0602	-.0134	.0009	-.0194	-.1104	1.4340
50.16	.00	59.92	1.0093	1.0311	.0618	-.0035	.0013	-.0410	-.1116	1.4383
50.15	-4.02	59.92	1.0247	1.0455	.0622	.0077	-.0146	-.0293	-.1136	1.4593
50.18	-8.01	60.05	1.0407	1.0613	.0597	.0136	-.0055	-.0589	-.1163	1.4816
50.19	-12.00	60.05	1.0543	1.0747	.0552	.0181	.0198	-.0641	-.1185	1.5006
50.19	-16.01	60.05	1.0593	1.0763	.0485	.0269	.0362	-.0965	-.1212	1.5050
RUN = 652										
60.10	-16.01	59.90	.8696	1.2620	.0423	.0217	.0362	-.0421	-.1195	1.5275
60.14	-12.03	60.16	.8841	1.2760	.0572	.0164	.0336	-.0404	-.1266	1.5468
60.13	-8.01	60.03	.8807	1.2773	.0740	.0112	-.0166	-.0421	-.1222	1.5463
60.13	-4.02	60.28	.8681	1.2613	.0663	.0031	-.0088	-.0261	-.1198	1.5261
60.12	.00	60.91	.8711	1.2654	.0709	-.0030	.0003	-.0219	-.1204	1.5312
60.12	4.01	60.41	.8681	1.2579	.0788	-.0091	.0124	.0075	-.1214	1.5232
60.14	8.00	60.28	.8700	1.2594	.0932	-.0156	.0056	-.0150	-.1223	1.5254
60.09	12.00	60.41	.8614	1.2481	.0719	-.0211	-.0338	-.0103	-.1193	1.5114
60.11	16.00	60.16	.8770	1.2684	.0781	-.0258	-.0291	.0115	-.1230	1.5368
RUN = 653										
65.05	16.00	60.46	.7656	1.3356	.0665	-.0283	-.0258	-.0172	-.1248	1.5339
65.04	12.02	60.33	.7665	1.3442	.0610	-.0210	-.0353	-.0332	-.1219	1.5421
65.08	8.02	60.21	.7642	1.3384	.0674	-.0149	-.0049	-.0229	-.1233	1.5358
65.08	4.00	59.95	.7620	1.3394	.0650	-.0086	-.0010	-.0201	-.1213	1.5358
65.08	-.01	59.70	.7620	1.3374	.0589	-.0025	-.0057	-.0278	-.1223	1.5339
65.10	-4.00	60.46	.7674	1.3507	.0570	.0040	-.0068	-.0452	-.1218	1.5482
65.12	-8.02	60.33	.7681	1.3497	.0598	.0112	-.0050	-.0223	-.1229	1.5476
65.12	-12.00	60.33	.7643	1.3428	.0509	.0158	.0210	-.0466	-.1223	1.5397
65.09	-16.02	59.95	.7722	1.3574	.0397	.0223	.0222	-.0495	-.1226	1.5564

Table A2. Continued

ALPHA	BETA	Q	CL	CD	CPM	CRM	CYM	CSF	CAF	CNF
RUN = 654										
30.32	16.01	60.15	1.0781	.4569	.0218	-.0568	.0142	-.3081	-.1502	1.1613
30.35	12.08	60.13	1.1370	.4748	.0107	-.0406	.0115	-.2197	-.1654	1.2211
30.17	8.00	60.46	1.1410	.4714	.0077	-.0308	.0080	-.1323	-.1666	1.2234
30.17	4.02	60.57	1.1552	.4774	.0094	-.0184	.0047	-.0549	-.1690	1.2387
30.19	.00	60.68	1.1540	.4754	.0160	-.0053	.0041	-.0069	-.1707	1.2365
30.21	-4.03	60.33	1.1562	.4718	.0174	.0079	.0032	.0486	-.1752	1.2366
30.20	-8.03	59.88	1.1336	.4685	.0174	.0258	-.0026	.1222	-.1661	1.2154
30.21	-12.00	60.01	1.1338	.4703	.0119	.0383	-.0102	.2089	-.1648	1.2165
30.21	-16.00	59.57	1.0895	.4595	.0213	.0560	-.0154	.2980	-.1515	1.1728
RUN = 655										
35.02	-16.00	60.15	1.0445	.5664	.0420	.0447	.0149	.1942	-.1354	1.1804
35.12	-12.04	60.29	1.0676	.5889	.0384	.0320	.0166	.1190	-.1324	1.2120
35.11	-7.99	60.51	1.1081	.6000	.0247	.0232	.0125	.0625	-.1467	1.2515
35.10	-4.01	60.97	1.1148	.5983	.0176	.0154	.0024	.0251	-.1519	1.2561
35.09	.00	60.38	1.0951	.5884	.0129	.0022	-.0019	.0059	-.1484	1.2344
35.07	4.02	60.26	1.0909	.5830	.0167	-.0131	-.0042	-.0361	-.1500	1.2278
35.06	8.03	60.26	1.0791	.5810	.0294	-.0216	-.0090	-.0675	-.1445	1.2170
35.07	12.01	60.27	1.0591	.5797	.0310	-.0337	-.0110	-.1247	-.1340	1.1999
35.06	16.02	60.39	1.0356	.5634	.0394	-.0433	-.0125	-.2101	-.1336	1.1713
RUN = 656										
35.14	16.02	60.41	1.0179	.5554	.0010	-.0464	-.0150	-.2180	-.1314	1.1521
35.14	11.97	60.28	1.0388	.5646	.0009	-.0398	-.0098	-.1475	-.1361	1.1745
35.18	8.00	60.28	1.0491	.5639	-.0021	-.0280	-.0067	-.0947	-.1434	1.1824
35.17	4.03	60.39	1.0638	.5669	-.0085	-.0203	.0021	-.0380	-.1494	1.1961
35.18	.01	60.39	1.0846	.5788	-.0083	.0005	-.0016	-.0070	-.1522	1.2200
35.19	-4.02	59.82	1.0831	.5809	-.0100	.0212	-.0001	.0263	-.1496	1.2200
35.20	-8.10	59.36	1.0695	.5815	.0014	.0279	.0117	.0879	-.1412	1.2091
35.19	-12.01	59.83	1.0384	.5746	-.0004	.0382	.0134	.1493	-.1286	1.1798
35.19	-16.00	60.18	1.0201	.5592	.0043	.0481	.0145	.2143	-.1305	1.1559

Table A2. Continued

ALPHA	BETA	Q	CL	CD	GPM	CRM	CYM	CSF	CAF	CNF
RUN = 657										
35.32	-16.00	60.21	1.0561	.5983	.0684	.0385	.0181	.1371	-.1222	1.2076
35.32	-12.02	60.45	1.0831	.6140	.0596	.0252	.0210	.0801	-.1252	1.2387
35.30	-7.99	60.33	1.1463	.6352	.0470	.0171	.0185	.0463	-.1443	1.3026
35.30	-4.01	61.03	1.1420	.6260	.0436	.0094	.0093	.0146	-.1494	1.2938
35.30	.00	61.37	1.1210	.6136	.0408	.0004	.0001	-.0018	-.1475	1.2695
35.27	4.01	60.43	1.1109	.6071	.0422	-.0084	-.0094	-.0283	-.1463	1.2575
35.28	8.02	60.08	1.1179	.6136	.0463	-.0178	-.0158	-.0597	-.1448	1.2670
35.27	12.02	60.32	1.0843	.6034	.0520	-.0295	-.0177	-.0964	-.1334	1.2337
35.26	16.02	60.43	1.0435	.5882	.0616	-.0403	-.0156	-.1635	-.1219	1.1916
RUN = 658										
40.01	16.02	61.42	1.0345	.6990	.0453	-.0431	-.0249	-.0965	-.1286	1.2418
40.01	12.07	59.99	1.0540	.7147	.0407	-.0362	-.0212	-.0580	-.1291	1.2668
40.16	8.02	60.05	1.0795	.7362	.0399	-.0279	-.0102	-.0096	-.1327	1.2998
40.18	4.01	60.29	1.0873	.7327	.0340	-.0194	.0014	-.0062	-.1412	1.3035
40.19	-.02	59.94	1.0989	.7386	.0303	-.0020	.0028	-.0056	-.1444	1.3161
40.18	-4.00	59.70	1.0952	.7395	.0316	.0176	.0007	-.0118	-.1411	1.3138
40.19	-8.03	59.34	1.0846	.7365	.0366	.0317	.0135	-.0133	-.1365	1.3039
40.20	-12.00	60.18	1.0770	.7387	.0401	.0391	.0152	.0264	-.1299	1.2995
40.21	-16.00	60.05	1.0475	.7149	.0516	.0434	.0164	.0860	-.1291	1.2615
RUN = 659										
45.11	-16.00	60.22	1.0427	.8685	.0558	.0392	.0101	.0193	-.1235	1.3512
45.11	-12.07	60.22	1.0527	.8831	.0503	.0305	.0057	-.0130	-.1202	1.3686
45.09	-8.03	60.22	1.0658	.8972	.0404	.0220	-.0038	-.0333	-.1192	1.3879
45.08	-3.99	60.34	1.0693	.8922	.0408	.0138	-.0099	-.0360	-.1255	1.3868
45.08	.01	60.59	1.0764	.8910	.0413	-.0001	-.0005	-.0127	-.1317	1.3910
45.08	4.01	61.07	1.0763	.8955	.0396	-.0134	.0132	.0178	-.1280	1.3941
45.06	8.01	60.34	1.0609	.8921	.0444	-.0252	.0138	.0199	-.1188	1.3809
45.05	12.00	60.58	1.0433	.8768	.0530	-.0325	-.0043	.0081	-.1167	1.3576
45.05	16.00	59.84	1.0966	.9114	.0369	-.0255	-.0445	-.0153	-.1301	1.4197

Table A2. Continued

ALPHA	BETA	Q	CL	CD	CPM	CRM	CYM	CSF	CAF	CNF
RUN = 660										
28.19	.00	60.08	1.0132	.4363	.0373	-.0671	-.0245	.0783	-.0954	1.0991
30.14	.00	59.89	1.0324	.4870	.0420	-.0629	-.0171	.0685	-.0984	1.1373
32.05	.00	59.64	1.0208	.5273	.0481	-.0496	-.0197	.0486	-.0957	1.1450
34.07	.00	59.53	1.0311	.5723	.0469	-.0421	-.0159	.0350	-.1043	1.1747
35.04	.00	60.38	1.0177	.5885	.0489	-.0391	-.0155	.0248	-.1031	1.1711
37.05	.00	60.47	1.0189	.6433	.0560	-.0299	-.0158	.0168	-.1006	1.2008
40.02	.00	60.60	1.0273	.7334	.0597	-.0262	-.0140	-.0010	-.0985	1.2584
45.06	.00	59.73	1.0290	.8953	.0714	-.0253	-.0011	-.0163	-.0945	1.3606
50.11	.00	60.66	.9612	1.0187	.0867	-.0244	.0070	-.0637	-.0815	1.3980
55.07	.00	60.55	.8954	1.1323	.0934	-.0247	.0156	-.0513	-.0819	1.4410
60.03	.00	60.78	.7980	1.2076	.0905	-.0242	.0195	-.0301	-.0832	1.4448
65.05	.00	60.46	.6991	1.2838	.0787	-.0227	.0084	-.0373	-.0865	1.4589
67.22	.00	60.32	.6543	1.3150	.0668	-.0208	.0092	-.0355	-.0880	1.4658
RUN = 661										
28.21	-5.02	59.87	1.0445	.4478	.0229	-.0582	-.0251	.1677	-.1005	1.1321
30.11	-5.02	60.01	1.0407	.4857	.0431	-.0436	-.0261	.1476	-.1031	1.1439
32.03	-5.02	60.11	1.0357	.5311	.0396	-.0367	-.0178	.1225	-.0998	1.1598
34.09	-5.02	60.00	1.0432	.5823	.0462	-.0287	-.0118	.0900	-.1030	1.1903
35.14	-5.02	60.06	1.0293	.6021	.0445	-.0218	-.0099	.0754	-.1004	1.1883
37.12	-5.02	59.91	1.0199	.6469	.0572	-.0135	-.0066	.0407	-.0998	1.2036
40.05	-5.02	60.38	1.0348	.7404	.0580	-.0101	-.0059	-.0125	-.0987	1.2685
45.01	-5.02	59.96	1.0343	.8989	.0678	-.0138	-.0007	-.0506	-.0945	1.3670
50.01	-5.02	60.28	.9930	1.0437	.0810	-.0190	-.0016	-.0586	-.0872	1.4378
55.15	-5.02	60.31	.9228	1.1625	.0797	-.0191	.0043	-.0768	-.0891	1.4813
60.01	-5.02	60.27	.8383	1.2551	.0773	-.0179	.0096	-.0707	-.0941	1.5061
65.14	-5.02	60.84	.7040	1.2966	.0663	-.0137	.0113	-.0577	-.0877	1.4724
67.23	-5.02	60.45	.6637	1.3297	.0551	-.0131	.0156	-.0753	-.0907	1.4830

Table A2. Continued

ALPHA	BETA	Q	CL	CD	GPM	GRM	GYM	CSF	CAF	CNF
RUN = 662										
28.22	5.01	59.96	.9815	.4254	.0470	-.0761	-.0302	.0022	-.0905	1.0660
29.98	5.01	60.00	1.0135	.4733	.0473	-.0743	-.0235	-.0052	-.0975	1.1143
32.03	5.01	60.10	1.0158	.5171	.0552	-.0636	-.0236	-.0151	-.1010	1.1354
34.08	5.01	60.21	.9813	.5504	.0533	-.0505	-.0221	-.0184	-.0944	1.1212
35.09	5.01	60.27	.9868	.5762	.0541	-.0493	-.0245	-.0086	-.0961	1.1387
37.05	5.01	60.58	.9971	.6318	.0611	-.0453	-.0219	.0114	-.0963	1.1765
40.07	5.01	61.21	1.0105	.7271	.0682	-.0421	-.0209	.0150	-.0934	1.2413
45.10	5.01	59.86	.9960	.8775	.0785	-.0408	-.0018	.0203	-.0842	1.3247
50.10	5.01	60.41	.9379	.9971	.0943	-.0313	.0072	-.0486	-.0767	1.3666
55.02	5.01	60.55	.8730	1.1038	.1040	-.0299	.0280	-.0248	-.0784	1.4049
60.04	5.01	60.40	.7860	1.1887	.0996	-.0301	.0295	-.0111	-.0824	1.4224
65.06	5.01	60.46	.6804	1.2549	.0818	-.0291	.0257	-.0310	-.0819	1.4248
67.19	5.01	60.44	.6400	1.2870	.0730	-.0270	.0199	-.0127	-.0848	1.4345
RUN = 663										
30.11	16.00	60.25	.9290	.4422	.0747	-.0978	-.0136	-.2302	-.0837	1.0255
30.12	12.04	60.24	.9674	.4564	.0703	-.0896	-.0191	-.1363	-.0913	1.0658
30.13	8.01	60.11	.9965	.4683	.0527	-.0811	-.0239	-.0608	-.0959	1.0969
30.14	4.01	60.58	1.0111	.4748	.0480	-.0734	-.0213	.0067	-.0979	1.1128
30.14	.00	60.47	1.0268	.4811	.0419	-.0634	-.0175	.0589	-.1007	1.1296
30.15	-4.02	60.01	1.0375	.4854	.0453	-.0451	-.0271	.1271	-.1025	1.1410
30.15	-8.01	59.90	1.0240	.4761	.0416	-.0314	-.0281	.1945	-.1036	1.1246
30.15	-12.00	59.81	1.0295	.4835	.0281	-.0172	-.0290	.2749	-.0997	1.1330
30.13	-16.00	59.83	.9828	.4664	.0315	.0001	-.0289	.3413	-.0906	1.0841
RUN = 664										
40.13	-16.00	59.80	1.0116	.7235	.0630	.0114	.0114	.0924	-.0978	1.2398
40.14	-12.07	60.04	1.0205	.7352	.0571	.0069	.0081	.0442	-.0949	1.2541
40.13	-8.00	60.40	1.0251	.7338	.0590	-.0024	.0038	-.0062	-.0991	1.2567
40.13	-3.98	60.52	1.0381	.7421	.0565	-.0116	-.0083	-.0011	-.1012	1.2720
40.11	.00	59.92	1.0330	.7387	.0615	-.0260	-.0121	.0160	-.1000	1.2660
40.11	4.01	60.03	1.0171	.7325	.0668	-.0411	-.0150	.0093	-.0943	1.2498
40.11	8.05	60.27	.9868	.7199	.0724	-.0482	-.0280	.0090	-.0841	1.2185
40.09	12.00	60.49	.9521	.6981	.0759	-.0575	-.0356	-.0366	-.0780	1.1780
40.09	16.00	60.60	.9212	.6768	.0934	-.0626	-.0363	-.0777	-.0740	1.1406

Table A2. Continued

ALPHA	BETA	Q	CL	CD	CPM	CRM	CYM	CSF	CAF	CNF
RUN = 665										
50.07	16.00	60.29	.9302	.9864	.0971	-.0500	-.0247	.0248	-.0769	1.3534
50.08	12.07	60.41	.9489	1.0061	.0974	-.0488	-.0011	.0064	-.0791	1.3806
50.09	12.07	60.41	.9481	1.0061	.0968	-.0485	-.0048	.0157	-.0787	1.3800
50.08	8.03	60.16	.9492	1.0107	.0950	-.0383	.0018	-.0163	-.0763	1.3843
50.08	4.00	60.04	.9428	1.0026	.0938	-.0302	.0093	-.0591	-.0766	1.3740
50.10	.01	59.79	.9549	1.0106	.0880	-.0236	.0080	-.0650	-.0814	1.3878
50.10	-4.03	60.04	.9885	1.0440	.0819	-.0193	-.0045	-.0617	-.0860	1.4350
50.13	-8.01	60.17	1.0071	1.0580	.0740	-.0150	.0107	-.0828	-.0916	1.4576
50.13	-12.09	60.04	1.0204	1.0670	.0665	-.0100	.0313	-.0947	-.0961	1.4730
50.14	-16.01	60.29	1.0256	1.0730	.0696	-.0034	.0391	-.1301	-.0961	1.4810
RUN = 666										
60.16	-16.01	60.16	.8721	1.2972	.0638	.0013	.0293	-.0814	-.1065	1.5592
60.17	-12.00	59.91	.8677	1.2908	.0690	-.0054	.0251	-.0840	-.1062	1.5514
60.17	-8.02	59.91	.8586	1.2829	.0800	-.0132	.0053	-.0815	-.1022	1.5400
60.17	-4.01	60.91	.8150	1.2290	.0799	-.0195	.0091	-.0659	-.0908	1.4716
60.13	-.01	60.28	.7950	1.2068	.0904	-.0244	.0182	-.0458	-.0835	1.4424
60.15	4.04	60.79	.7853	1.1939	.0972	-.0291	.0290	-.0164	-.0820	1.4264
60.15	8.03	60.41	.7791	1.1846	.1055	-.0346	.0189	-.0084	-.0810	1.4152
60.09	12.10	60.28	.7665	1.1672	.0956	-.0400	-.0260	-.0059	-.0771	1.3940
60.12	16.03	60.28	.7861	1.1863	.1097	-.0450	-.0017	.0266	-.0859	1.4202
RUN = 667										
65.13	16.00	60.33	.6717	1.2389	.0824	-.0435	-.0136	.0093	-.0825	1.4065
65.16	12.05	60.34	.6719	1.2395	.0882	-.0388	-.0048	-.0168	-.0832	1.4071
65.14	8.01	60.34	.6753	1.2475	.0861	-.0334	.0204	-.0568	-.0824	1.4158
65.15	4.02	60.21	.6842	1.2612	.0849	-.0279	.0278	-.0256	-.0850	1.4319
65.17	-.02	59.83	.6978	1.2844	.0779	-.0219	.0109	-.0339	-.0880	1.4587
65.17	-4.03	59.58	.7016	1.2937	.0660	-.0166	.0115	-.0379	-.0873	1.4688
65.19	-8.02	59.96	.7140	1.3061	.0639	-.0107	.0149	-.0540	-.0939	1.4852
65.17	-12.00	60.21	.7237	1.3131	.0604	-.0042	.0249	-.0511	-.0993	1.4956
65.17	-16.01	59.96	.7292	1.3227	.0407	.0046	.0242	-.0331	-.1005	1.5066

Table A2. Continued

ALPHA	BETA	Q	CL	CD	CPM	CRM	CYM	CSF	CAF	CNF
RUN = 668										
28.28	.00	60.15	1.1268	.5305	.0532	-.0003	.0014	.0003	-.0683	1.2437
30.07	.00	59.95	1.1372	.5827	.0540	-.0026	.0016	-.0027	-.0670	1.2762
32.05	.00	59.94	1.1225	.6314	.0683	-.0034	.0021	-.0101	-.0618	1.2864
34.04	.00	60.04	1.0586	.6532	.0869	-.0004	.0021	-.0001	-.0520	1.2429
35.07	.00	59.87	1.0528	.6817	.0900	-.0021	.0017	-.0073	-.0475	1.2533
37.07	.00	60.06	1.0618	.7402	.0927	-.0015	.0037	-.0185	-.0497	1.2934
40.05	.00	60.53	1.0664	.8303	.0995	-.0012	.0018	-.0090	-.0503	1.3505
45.03	.00	60.95	1.0442	.9724	.1000	-.0010	.0019	.0006	-.0501	1.4259
50.09	.00	60.04	.9724	1.0860	.0892	.0001	-.0020	-.0066	-.0464	1.4569
55.09	.00	59.81	.9094	1.2066	.0859	-.0007	.0001	-.0071	-.0517	1.5099
60.06	.00	60.53	.8251	1.3080	.0776	-.0007	.0102	-.0180	-.0580	1.5453
65.12	.00	60.59	.7152	1.3838	.0504	-.0003	.0019	-.0212	-.0616	1.5563
67.18	.00	60.44	.6674	1.4127	.0382	-.0003	-.0031	-.0135	-.0616	1.5610
RUN = 669										
28.29	.00	60.72	1.1281	.5256	.0519	-.0022	.0021	.0001	-.0733	1.2425
30.06	.00	60.30	1.1326	.5732	.0531	-.0015	.0008	-.0023	-.0726	1.2674
32.05	.00	60.28	1.1055	.6135	.0654	-.0026	.0023	-.0019	-.0678	1.2625
34.00	.00	60.38	1.0494	.6389	.0862	-.0029	.0022	-.0077	-.0579	1.2273
35.02	.00	60.43	1.0525	.6669	.0855	-.0029	.0034	-.0119	-.0583	1.2447
37.07	.00	60.53	1.0646	.7327	.0897	-.0025	.0013	-.0155	-.0572	1.2911
40.11	.00	60.55	1.0726	.8244	.0976	-.0005	.0008	-.0096	-.0602	1.3514
45.12	.00	60.24	1.0475	.9643	.0995	-.0001	.0010	.0014	-.0604	1.4224
50.01	.00	60.53	.9907	1.0826	.0923	.0008	-.0034	-.0029	-.0606	1.4661
55.14	.00	60.31	.9314	1.2156	.0970	-.0012	-.0005	-.0083	-.0661	1.5298
60.10	.00	60.41	.8370	1.3083	.0781	-.0001	.0021	.0012	-.0691	1.5514
65.13	.00	60.59	.7335	1.3973	.0609	.0005	-.0010	-.0222	-.0727	1.5762
67.19	.00	60.70	.6801	1.4097	.0494	-.0001	.0027	-.0072	-.0746	1.5631

Table A2. Continued

ALPHA	BETA	Q	CL	CD	CPM	CRM	CYM	CSF	CAF	CNF
RUN = 670										
28.45	.00	59.20	1.0968	.5052	.0349	-.0009	.0014	.0001	-.0799	1.2050
30.13	.00	60.05	1.1050	.5526	.0400	-.0011	.0009	-.0067	-.0780	1.2331
32.05	.00	60.26	1.0716	.5886	.0577	-.0008	.0009	-.0063	-.0707	1.2206
33.99	.00	60.48	1.0263	.6157	.0737	.0000	-.0021	-.0041	-.0638	1.1952
35.21	.00	60.45	1.0329	.6521	.0705	-.0009	.0017	-.0009	-.0631	1.2199
37.09	.00	60.41	1.0500	.7143	.0801	-.0008	-.0030	-.0058	-.0635	1.2683
40.09	.00	60.65	1.0656	.8112	.0858	-.0012	.0007	-.0003	-.0651	1.3376
45.00	.00	61.19	1.0552	.9526	.0913	-.0033	.0074	-.0003	-.0711	1.4198
50.03	.00	60.28	.9981	1.0764	.0866	.0002	.0021	.0089	-.0709	1.4661
55.13	.00	60.18	.9336	1.2039	.0879	-.0007	-.0004	-.0115	-.0741	1.5215
60.15	.00	60.41	.8513	1.3114	.0827	-.0002	.0049	-.0142	-.0813	1.5612
65.04	.00	60.20	.7448	1.3844	.0626	-.0013	.0013	-.0131	-.0858	1.5694
67.22	.00	60.57	.6953	1.4210	.0559	-.0002	-.0051	-.0118	-.0852	1.5794
RUN = 671										
28.25	.01	60.46	1.0826	.4869	.0315	-.0013	.0006	.0035	-.0850	1.1841
30.07	.01	60.38	1.0740	.5284	.0276	-.0005	.0004	.0021	-.0820	1.1942
31.99	.01	60.36	1.0331	.5599	.0402	-.0024	.0024	-.0052	-.0733	1.1728
34.07	.01	60.36	1.0071	.6005	.0461	-.0007	.0009	-.0071	-.0672	1.1707
35.07	.01	60.30	1.0095	.6260	.0511	-.0015	.0018	-.0036	-.0679	1.1859
37.18	.01	60.30	1.0287	.6930	.0541	-.0007	.0000	-.0139	-.0693	1.2384
40.12	.01	60.66	1.0527	.7892	.0614	-.0032	.0029	-.0075	-.0743	1.3135
45.04	.01	61.07	1.0488	.9369	.0720	-.0048	.0129	-.0032	-.0785	1.4041
50.05	.01	59.66	1.0005	1.0639	.0756	-.0016	.0028	-.0177	-.0810	1.4581
55.06	.01	59.80	.9396	1.1893	.0756	-.0007	-.0061	-.0128	-.0853	1.5130
60.06	.01	60.28	.8515	1.2884	.0729	.0000	.0072	-.0155	-.0904	1.5414
65.08	.01	60.33	.7452	1.3694	.0578	-.0013	-.0001	-.0199	-.0937	1.5558
67.21	.01	60.32	.6992	1.4048	.0477	.0002	-.0009	-.0286	-.0949	1.5659

Table A2. Continued

ALPHA	BETA	Q	CL	CD	CPM	CRM	CYM	CSF	CAF	CNF
RUN = 672										
28.17	.01	60.45	1.0542	.4665	.0056	.0001	-.0001	.0025	-.0879	1.1495
30.20	.01	60.26	1.0478	.5121	.0104	-.0010	.0003	-.0047	-.0857	1.1631
32.12	.01	60.00	1.0055	.5400	.0324	-.0008	.0005	-.0049	-.0780	1.1387
34.13	.01	60.24	.9897	.5816	.0258	-.0006	-.0008	-.0057	-.0743	1.1456
35.07	.01	60.29	.9884	.6071	.0256	-.0017	.0013	-.0042	-.0710	1.1578
37.01	.01	60.25	1.0107	.6695	.0258	-.0004	-.0023	-.0162	-.0734	1.2101
40.14	.01	60.53	1.0332	.7687	.0278	-.0019	.0034	-.0095	-.0777	1.2854
45.09	.01	61.20	1.0252	.9106	.0395	-.0022	.0114	-.0104	-.0814	1.3687
50.10	.01	61.53	.9883	1.0453	.0469	-.0007	.0005	-.0120	-.0847	1.4359
55.06	.01	60.30	.9315	1.1656	.0531	-.0001	-.0021	-.0035	-.0923	1.4890
60.04	.01	60.15	.8512	1.2700	.0479	-.0004	.0064	-.0151	-.0986	1.5254
65.05	.01	60.33	.7463	1.3549	.0345	-.0002	-.0042	-.0081	-.0998	1.5433
67.16	.01	60.32	.7010	1.3889	.0286	.0000	-.0034	-.0197	-.1010	1.5521
RUN = 673										
28.04	.01	60.33	.9923	.4587	-.0681	.0000	.0007	-.0026	-.0629	1.0915
30.05	.01	60.02	.9769	.4944	-.0556	.0028	-.0013	.0053	-.0621	1.0932
32.09	.01	60.23	.9405	.5232	-.0401	.0072	-.0082	.0106	-.0568	1.0748
34.13	.01	60.24	.9458	.5693	-.0366	.0042	-.0064	.0087	-.0595	1.1023
35.06	.01	60.40	.9524	.5935	-.0366	.0055	-.0074	.0038	-.0613	1.1205
37.04	.01	60.25	.9912	.6637	-.0417	.0136	-.0234	-.0011	-.0668	1.1910
40.02	.01	60.49	1.0082	.7473	-.0323	.0034	-.0070	-.0084	-.0751	1.2527
45.07	.01	59.97	.9991	.8779	-.0317	-.0032	.0198	-.0107	-.0852	1.3271
50.06	.01	60.53	.9482	.9950	-.0225	.0001	-.0005	-.0123	-.0851	1.3716
55.12	.01	59.93	.9010	1.1207	-.0136	-.0008	-.0006	-.0110	-.0942	1.4346
59.98	.01	60.27	.8313	1.2238	-.0075	.0003	.0051	-.0062	-.1027	1.4755
65.07	.01	60.20	.7283	1.3065	-.0195	.0002	.0006	-.0257	-.1041	1.4918
67.03	.01	60.31	.6898	1.3481	-.0211	-.0009	.0022	-.0174	-.1029	1.5105

Table A2. Continued

ALPHA	BETA	Q	CL	CD	CPM	CRM	CYM	CSF	CAF	CNF
RUN = 674										
28.16	.01	60.24	.9554	.4775	-.0899	-.0014	.0014	.0027	-.0310	1.0676
30.09	.01	60.38	.9205	.5074	-.0864	-.0030	.0027	-.0047	-.0233	1.0509
32.06	.01	60.13	.8854	.5353	-.0812	-.0043	.0052	-.0144	-.0167	1.0345
34.06	.01	60.36	.8946	.5873	-.0785	-.0060	.0051	-.0119	-.0145	1.0701
35.14	.01	60.08	.9097	.6192	-.0828	-.0061	.0064	-.0075	-.0170	1.1003
37.11	.01	60.04	.9257	.6754	-.0890	-.0044	-.0116	-.0220	-.0191	1.1457
40.02	.01	60.14	.9446	.7560	-.0863	-.0014	.0031	-.0022	-.0272	1.2095
45.13	.01	59.99	.9427	.8831	-.0895	-.0032	.0209	-.0097	-.0426	1.2909
50.14	.01	60.17	.9006	.9869	-.0866	.0001	-.0018	-.0169	-.0552	1.3347
55.09	.01	60.06	.8519	1.0871	-.0850	-.0002	-.0023	-.0071	-.0721	1.3791
60.05	.01	60.28	.7864	1.1715	-.0795	-.0009	.0079	-.0029	-.0914	1.4076
65.16	.01	60.46	.7057	1.2609	-.0876	-.0003	-.0080	-.0160	-.1048	1.4407
66.93	.01	60.30	.6702	1.2835	-.0912	-.0003	-.0005	-.0174	-.1072	1.4435
RUN = 675										
30.04	-16.00	60.05	1.0094	.4841	.0183	.0378	-.0074	.2795	-.0866	1.1161
30.04	-12.05	60.39	1.0415	.5046	.0095	.0247	-.0025	.1936	-.0852	1.1542
30.05	-7.98	60.15	1.0418	.5047	.0098	.0146	.0038	.1231	-.0857	1.1545
30.03	-4.02	60.14	1.0490	.5066	.0120	.0072	.0018	.0564	-.0877	1.1617
30.03	-.01	60.02	1.0501	.5085	.0141	-.0010	.0011	.0009	-.0867	1.1637
30.03	4.02	60.02	1.0358	.5012	.0096	-.0091	-.0023	-.0565	-.0855	1.1476
30.01	8.00	59.91	1.0218	.4973	.0140	-.0151	-.0054	-.1108	-.0812	1.1336
29.99	12.00	59.92	1.0052	.4859	.0136	-.0252	-.0014	-.1904	-.0822	1.1135
29.98	16.02	60.04	.9683	.4654	.0220	-.0368	.0034	-.2718	-.0811	1.0713
RUN = 676										
40.03	16.02	60.01	.9991	.7373	.0369	-.0352	-.0222	-.0732	-.0769	1.2392
40.04	12.02	59.90	1.0102	.7485	.0336	-.0287	-.0164	-.0299	-.0755	1.2549
40.06	8.00	60.27	1.0252	.7608	.0314	-.0232	-.0040	.0013	-.0766	1.2743
40.06	4.00	60.03	1.0307	.7656	.0269	-.0177	.0101	-.0053	-.0766	1.2816
40.07	-.02	59.68	1.0274	.7631	.0279	-.0009	-.0009	-.0054	-.0768	1.2775
40.07	-4.00	60.04	1.0329	.7685	.0281	.0149	-.0068	-.0142	-.0761	1.2851
40.09	-10.09	60.16	1.0296	.7637	.0290	.0223	.0079	-.0086	-.0778	1.2795
40.09	-12.00	60.04	1.0185	.7575	.0327	.0269	.0155	.0234	-.0753	1.2670
40.10	-16.00	59.80	1.0045	.7426	.0404	.0340	.0180	.0835	-.0777	1.2467

Table A2. Continued

ALPHA	BETA	Q	CL	CD	CPM	CRM	CYM	CSF	CAF	CNF
RUN = 677										
50.02	-16.00	60.28	1.0402	1.0900	.0354	.0286	.0313	-.0727	-.0933	1.5036
50.00	-11.99	60.03	1.0341	1.0825	.0384	.0210	.0207	-.0476	-.0931	1.4939
49.99	-8.01	59.78	1.0214	1.0695	.0385	.0143	-.0014	-.0280	-.0916	1.4759
49.98	-3.99	60.16	.9932	1.0427	.0394	.0074	-.0149	-.0074	-.0872	1.4372
49.97	.01	60.03	.9808	1.0300	.0478	-.0018	-.0032	-.0056	-.0857	1.4196
49.96	4.01	60.15	.9798	1.0298	.0414	-.0095	.0158	-.0030	-.0847	1.4188
49.95	7.99	60.03	.9861	1.0383	.0436	-.0144	.0145	.0110	-.0836	1.4293
49.96	12.04	60.03	1.0380	1.0827	.0358	-.0222	-.0192	.0315	-.0950	1.4967
49.95	15.98	59.90	1.0204	1.0707	.0427	-.0286	-.0254	.0863	-.0887	1.4762
RUN = 678										
60.06	15.98	60.15	.8611	1.2756	.0574	-.0257	-.0179	.0557	-.1048	1.5351
60.03	12.01	60.15	.8267	1.2378	.0417	-.0192	-.0141	-.0088	-.0928	1.4852
60.06	8.00	59.78	.8507	1.2696	.0558	-.0146	.0304	.0009	-.0987	1.5248
60.08	3.98	60.03	.8398	1.2576	.0441	-.0074	.0179	-.0048	-.0959	1.5089
60.06	-.02	60.03	.8427	1.2579	.0510	-.0014	.0052	.0038	-.0981	1.5107
60.08	-3.98	59.90	.8507	1.2719	.0477	.0059	-.0265	-.0276	-.0982	1.5267
60.10	-8.00	60.15	.8587	1.2824	.0512	.0127	-.0117	-.0479	-.1000	1.5398
60.09	-12.00	59.90	.8491	1.2724	.0361	.0189	.0217	-.0327	-.0962	1.5263
60.07	-16.00	59.90	.8743	1.3034	.0363	.0254	.0352	-.0590	-.1027	1.5657
RUN = 679										
65.01	-16.00	59.95	.7453	1.3470	.0237	.0261	.0278	-.0284	-.1006	1.5358
65.02	-11.98	59.82	.7479	1.3584	.0321	.0189	.0209	-.0188	-.0983	1.5472
65.02	-7.98	59.95	.7422	1.3473	.0360	.0143	-.0022	-.0119	-.0979	1.5347
65.01	-3.98	59.95	.7378	1.3385	.0316	.0055	-.0068	-.0053	-.0978	1.5249
65.03	.00	60.20	.7349	1.3344	.0292	.0000	-.0036	.0048	-.0976	1.5199
65.00	4.02	60.33	.7386	1.3368	.0328	-.0076	.0202	-.0037	-.0991	1.5237
65.00	8.01	60.07	.7357	1.3389	.0313	-.0141	.0003	.0013	-.0951	1.5244
64.99	12.00	59.95	.7362	1.3317	.0404	-.0193	-.0022	.0030	-.0984	1.5181
64.98	16.00	60.20	.7341	1.3269	.0342	-.0262	-.0087	.0211	-.0981	1.5129

Table A2. Continued

ALPHA	BETA	Q	CL	CD	CPM	CRM	CYM	CSF	CAF	CNF
RUN = 680										
35.02	16.00	59.94	.9878	.5981	.0341	-.0344	-.0155	-.1742	-.0768	1.1522
35.01	12.09	60.16	.9791	.5996	.0338	-.0279	-.0117	-.1121	-.0702	1.1460
35.01	8.03	60.16	.9779	.6009	.0307	-.0188	-.0117	-.0631	-.0687	1.1457
35.02	4.05	59.93	.9847	.6032	.0259	-.0135	-.0006	-.0236	-.0710	1.1526
35.02	.00	59.93	.9892	.6068	.0275	.0001	.0008	.0088	-.0709	1.1583
35.03	-4.00	60.16	.9885	.6051	.0260	.0106	.0013	.0160	-.0720	1.1568
35.05	-8.00	59.94	.9962	.6089	.0277	.0168	.0111	.0426	-.0734	1.1652
35.06	-11.98	60.06	.9945	.6055	.0335	.0252	.0129	.0991	-.0754	1.1619
35.07	-16.01	59.83	.9907	.5988	.0328	.0327	.0172	.1732	-.0789	1.1549
RUN = 681										
28.03	.00	59.87	1.0071	.4564	-.0575	.0036	.0056	-.0038	-.0718	1.1035
30.01	.00	59.79	.9841	.4961	-.0583	.0106	-.0038	.0100	-.0636	1.1003
32.07	.00	59.88	.9420	.5233	-.0513	.0110	-.0088	.0192	-.0572	1.0761
34.06	.00	60.23	.9377	.5677	-.0529	.0099	-.0092	.0234	-.0550	1.0947
36.98	.00	59.77	.9609	.6554	-.0588	.0094	-.0143	.0236	-.0540	1.1618
40.07	.00	59.91	.9807	.7492	-.0671	.0016	-.0017	.0199	-.0570	1.2328
45.02	.00	59.96	.9470	.8656	-.0816	-.0068	.0274	-.0015	-.0556	1.2817
49.97	.00	60.16	.8989	.9767	-.0900	-.0020	.0050	-.0029	-.0569	1.3260
55.05	.00	60.05	.8336	1.0814	-.0940	-.0006	-.0062	-.0105	-.0596	1.3640
60.05	.00	60.15	.7552	1.1641	-.1004	-.0001	.0018	-.0331	-.0683	1.3857
65.00	.00	60.07	.6605	1.2313	-.1237	.0006	.0013	-.0460	-.0724	1.3951
66.84	.00	59.92	.6243	1.2597	-.1303	.0009	.0024	-.0372	-.0722	1.4037
RUN = 682										
30.06	-15.99	59.94	.9437	.4690	-.0421	.0417	-.0100	.3079	-.0672	1.0517
30.06	-12.00	59.92	.9586	.4798	-.0473	.0267	-.0041	.2029	-.0654	1.0700
30.05	-8.00	60.02	.9485	.4783	-.0413	.0193	.0042	.1231	-.0615	1.0605
30.06	-4.06	60.01	.9658	.4859	-.0510	.0145	.0019	.0471	-.0640	1.0793
30.04	.01	60.14	.9896	.4999	-.0557	.0119	-.0044	.0095	-.0635	1.1070
30.05	4.02	60.02	.9776	.4917	-.0560	-.0113	-.0033	-.0479	-.0647	1.0924
30.03	8.07	59.90	.9520	.4816	-.0477	-.0191	-.0011	-.1205	-.0600	1.0653
30.02	12.08	60.03	.9411	.4733	-.0533	-.0272	.0055	-.2122	-.0615	1.0517
30.00	15.99	59.94	.9242	.4627	-.0380	-.0389	.0044	-.3053	-.0616	1.0317

Table A2. Continued

ALPHA	BETA	Q	CL	CD	CPM	CRM	CYM	CSF	CAF	CNF
RUN = 683										
40.01	15.99	59.89	.9840	.7460	-.0470	-.0268	-.0327	-.0538	-.0595	1.2333
39.99	12.06	60.00	.9849	.7500	-.0587	-.0170	-.0322	-.0030	-.0569	1.2365
40.00	8.05	60.01	.9870	.7547	-.0529	-.0180	.0031	.0037	-.0549	1.2412
39.98	4.00	59.89	.9780	.7472	-.0677	-.0175	.0237	-.0285	-.0545	1.2295
39.99	.01	59.89	.9835	.7532	-.0677	.0002	.0015	-.0201	-.0540	1.2376
39.99	-4.03	59.65	.9885	.7528	-.0670	.0194	-.0248	.0209	-.0572	1.2411
40.03	-8.02	59.90	.9825	.7497	-.0590	.0188	-.0029	.0174	-.0565	1.2345
40.03	-12.05	59.66	.9841	.7504	-.0568	.0147	.0365	.0376	-.0569	1.2361
40.06	-15.96	59.91	.9763	.7406	-.0489	.0275	.0348	.0709	-.0601	1.2239
RUN = 684										
50.03	-15.96	59.91	.9580	1.0412	-.0697	.0280	.0299	-.1046	-.0616	1.4133
49.97	-12.05	60.03	.9512	1.0310	-.0794	.0191	.0313	-.0917	-.0615	1.4013
49.95	-7.98	59.66	.9198	.9980	-.0795	.0105	-.0013	-.0694	-.0583	1.3558
49.92	-4.04	60.03	.8993	.9790	-.0862	.0056	-.0124	-.0463	-.0542	1.3282
49.91	.02	60.15	.8972	.9737	-.0891	-.0006	-.0002	-.0156	-.0560	1.3227
49.90	4.01	60.27	.8913	.9695	-.0863	-.0083	.0172	.0302	-.0538	1.3158
49.92	8.02	59.90	.8977	.9758	-.0775	-.0126	.0092	.0556	-.0548	1.3246
49.94	12.01	60.28	.9122	.9910	-.0664	-.0179	.0018	.0767	-.0567	1.3456
49.95	16.06	60.15	.9338	1.0156	-.0595	-.0276	-.0133	.1023	-.0575	1.3783
RUN = 685										
59.99	16.06	60.02	.7695	1.1789	-.0689	-.0260	.0173	.0813	-.0708	1.4057
59.92	12.04	59.89	.7491	1.1575	-.1026	-.0185	-.0162	.0183	-.0622	1.3771
60.00	7.99	60.40	.7620	1.1665	-.0783	-.0156	.0567	.0575	-.0712	1.3912
59.96	4.05	60.15	.7600	1.1679	-.0950	-.0078	.0383	.0578	-.0680	1.3915
59.93	-.06	59.89	.7537	1.1581	-.1018	-.0008	-.0032	-.0032	-.0671	1.3799
59.96	-4.03	59.39	.7626	1.1735	-.0947	.0073	-.0489	-.0885	-.0676	1.3976
60.00	-8.02	60.02	.7652	1.1741	-.0884	.0129	-.0335	-.0776	-.0699	1.3994
59.98	-12.05	60.02	.7602	1.1701	-.1002	.0176	.0091	-.0491	-.0668	1.3934
59.98	-16.02	60.02	.7742	1.1896	-.1096	.0245	.0320	-.0813	-.0693	1.4174

Table A2. Continued

ALPHA	BETA	Q	CL	CD	CPM	CRM	CYM	CSF	CAF	CNF
RUN = 686										
64.98	-16.02	60.07	.6721	1.2522	-.1302	.0264	.0107	-.0680	-.0726	1.4190
64.96	-11.95	60.20	.6669	1.2526	-.1294	.0189	.0239	-.0416	-.0674	1.4172
64.99	-8.06	60.07	.6700	1.2436	-.1069	.0132	-.0307	-.0731	-.0747	1.4103
64.93	-4.08	59.94	.6689	1.2396	-.1191	.0057	-.0279	-.0510	-.0745	1.4063
64.93	.03	60.20	.6647	1.2375	-.1182	-.0002	-.0090	.0037	-.0718	1.4026
64.94	4.01	60.07	.6703	1.2467	-.1067	-.0091	.0338	.0601	-.0729	1.4132
64.98	8.11	59.95	.6708	1.2429	-.0987	-.0148	.0453	.0829	-.0756	1.4100
64.94	12.10	59.82	.6716	1.2509	-.1069	-.0207	.0025	.0631	-.0718	1.4176
64.97	16.03	59.82	.6730	1.2563	-.1029	-.0278	.0116	.0677	-.0715	1.4231
RUN = 687										
-5.05	.00	60.26	-.2799	.0475	.0072	.0009	.0000	.0035	.0208	-.2830
-.02	.00	60.33	-.0339	.0176	-.0077	.0002	.0000	.0030	.0157	-.0339
5.07	.00	60.42	.2136	.0207	-.0231	.0000	.0002	.0013	-.0001	.2145
10.02	.00	60.42	.4421	.0489	-.0346	.0002	.0001	.0019	-.0306	.4439
15.05	.00	59.76	.6750	.1196	-.0481	-.0031	-.0013	.0023	-.0616	.6829
20.05	.00	59.60	.8768	.2479	-.0508	-.0015	.0012	-.0051	-.0694	.9086
25.04	.00	59.82	.9933	.3862	-.0467	-.0032	.0004	-.0041	-.0718	1.0634
26.09	.00	59.95	1.0042	.4162	-.0498	-.0027	.0009	-.0030	-.0690	1.0849
27.11	.00	59.86	1.0140	.4438	-.0545	-.0034	.0006	-.0063	-.0682	1.1048
28.05	.00	59.88	1.0157	.4701	-.0588	-.0049	-.0018	-.0006	-.0637	1.1175
29.10	.00	60.13	1.0094	.4894	-.0532	-.0078	.0018	-.0071	-.0641	1.1200
30.03	.00	60.26	.9958	.5065	-.0537	-.0112	.0056	-.0100	-.0604	1.1156
31.09	.00	60.06	.9768	.5236	-.0479	-.0134	.0114	-.0184	-.0566	1.1069
31.85	.00	60.11	.9629	.5357	-.0473	-.0141	.0142	-.0212	-.0533	1.1006
RUN = 688										
-.01	16.02	60.50	-.0186	.0119	-.0120	-.0055	.0431	-.2900	.0113	-.0186
.00	12.02	60.25	-.0211	.0131	-.0141	-.0068	.0360	-.2172	.0118	-.0211
.00	8.01	60.34	-.0252	.0137	-.0136	-.0053	.0229	-.1378	.0119	-.0252
.02	4.02	60.45	-.0281	.0155	-.0112	-.0021	.0095	-.0620	.0137	-.0281
.02	.00	60.44	-.0284	.0166	-.0075	.0003	.0001	.0037	.0148	-.0283
.02	-4.01	60.45	-.0223	.0162	-.0114	.0032	-.0097	.0727	.0144	-.0223
.03	-8.01	60.34	-.0206	.0133	-.0148	.0059	-.0230	.1449	.0116	-.0206
.03	-12.02	60.13	-.0152	.0132	-.0151	.0070	-.0346	.2252	.0118	-.0152
.05	-16.01	59.93	-.0138	.0105	-.0134	.0060	-.0418	.2972	.0099	-.0138

Table A2. Continued

ALPHA	BETA	Q	CL	CD	CPM	CRM	CYM	CSF	CAF	CNF
RUN = 689										
10.02	-16.01	59.68	.4380	.0478	-.0370	.0227	-.0413	.3306	-.0302	.4396
10.00	-12.09	59.99	.4340	.0446	-.0393	.0172	-.0285	.2373	-.0332	.4352
10.00	-8.00	60.54	.4363	.0424	-.0390	.0126	-.0191	.1513	-.0359	.4370
9.99	-4.02	60.88	.4415	.0469	-.0362	.0061	-.0072	.0717	-.0322	.4429
9.99	.00	60.30	.4373	.0465	-.0352	-.0002	.0001	-.0008	-.0319	.4387
9.98	4.03	60.42	.4423	.0472	-.0365	-.0059	.0074	-.0696	-.0320	.4438
9.97	8.01	60.55	.4345	.0462	-.0381	-.0130	.0191	-.1495	-.0315	.4360
9.96	12.10	60.34	.4351	.0484	-.0368	-.0176	.0293	-.2343	-.0292	.4369
9.97	16.00	60.03	.4300	.0485	-.0353	-.0225	.0427	-.3283	-.0278	.4319
RUN = 690										
20.12	16.00	59.78	.8364	.2320	-.0493	-.0318	.0229	-.3465	-.0708	.8652
20.14	12.05	59.87	.8683	.2381	-.0552	-.0204	.0148	-.2505	-.0768	.8972
20.14	8.00	60.08	.8854	.2452	-.0561	-.0085	.0074	-.1582	-.0762	.9157
20.16	4.00	59.95	.8919	.2499	-.0560	-.0010	-.0002	-.0746	-.0743	.9234
20.17	.00	59.95	.8817	.2522	-.0496	-.0005	.0014	-.0037	-.0689	.9146
20.18	-4.05	59.84	.8879	.2487	-.0543	.0039	.0007	.0693	-.0745	.9192
20.18	-8.00	60.08	.8841	.2498	-.0545	.0069	-.0056	.1528	-.0722	.9159
20.20	-12.02	59.98	.8718	.2449	-.0523	.0136	-.0136	.2439	-.0725	.9028
20.19	-16.00	59.78	.8391	.2357	-.0477	.0265	-.0203	.3437	-.0695	.8689
RUN = 691										
30.10	-16.00	60.63	.9409	.4754	-.0379	.0399	-.0057	.2835	-.0607	1.0524
30.11	-12.08	60.62	.9779	.4966	-.0463	.0248	.0046	.1924	-.0611	1.0951
30.11	-8.01	60.84	.9855	.4993	-.0466	.0150	.0059	.1069	-.0627	1.1030
30.11	-4.02	60.38	1.0019	.5093	-.0547	.0040	.0013	.0429	-.0627	1.1222
30.11	.00	60.49	.9898	.5034	-.0551	-.0106	.0049	-.0128	-.0617	1.1088
30.09	4.03	60.60	.9682	.4949	-.0468	-.0204	.0049	-.0618	-.0575	1.0859
30.08	8.00	60.48	.9435	.4823	-.0442	-.0245	.0001	-.1141	-.0557	1.0582
30.06	12.02	60.38	.9428	.4807	-.0484	-.0313	.0085	-.2072	-.0564	1.0568
30.06	16.00	60.52	.9305	.4699	-.0425	-.0447	.0116	-.3048	-.0592	1.0407

Table A2. Continued

ALPHA	BETA	Q	CL	CD	CPM	CRM	CYM	CSF	CAF	CNF
RUN = 692										
-5.00	.00	60.38	-.2819	.0496	.0277	.0005	-.0004	.0001	.0229	-.2851
.00	.00	60.45	-.0300	.0244	.0373	.0003	-.0006	.0021	.0225	-.0300
5.03	.00	60.43	.2177	.0327	.0396	.0000	-.0002	-.0002	.0116	.2197
10.02	.00	60.31	.4496	.0629	.0211	-.0001	-.0007	-.0007	-.0182	.4537
15.05	.00	59.77	.6901	.1355	.0176	-.0025	-.0021	.0002	-.0502	.7016
20.02	.00	59.27	.9085	.2700	.0278	-.0003	.0001	-.0060	-.0592	.9461
25.06	.00	60.19	1.1094	.4376	.0421	-.0013	-.0008	-.0040	-.0750	1.1903
26.09	.00	60.10	1.1015	.4643	.0489	-.0037	.0014	-.0077	-.0691	1.1934
27.12	.00	60.12	1.1117	.4960	.0466	-.0022	.0011	-.0098	-.0668	1.2155
28.10	.00	59.91	1.1302	.5296	.0484	-.0023	.0013	-.0115	-.0667	1.2464
29.07	.00	59.93	1.1363	.5575	.0536	-.0016	.0001	-.0101	-.0663	1.2640
30.05	.00	59.84	1.1448	.5893	.0545	.0019	-.0035	-.0021	-.0644	1.2860
31.04	.00	59.76	1.1324	.6137	.0560	-.0018	.0021	-.0103	-.0593	1.2867
32.24	.00	60.19	1.1125	.6365	.0699	-.0029	.0019	-.0088	-.0560	1.2805
RUN = 693										
-5.03	.00	60.27	-.2906	.0478	.0039	.0010	-.0004	.0015	.0202	-.2936
.03	.00	60.56	-.0374	.0185	.0102	.0001	-.0004	-.0004	.0165	-.0374
5.00	.00	60.42	.2150	.0250	.0218	.0000	-.0003	-.0006	.0042	.2163
10.10	.00	60.42	.4631	.0592	.0300	.0001	-.0006	-.0021	-.0248	.4663
15.04	.00	59.88	.6934	.1290	.0195	-.0028	-.0027	-.0026	-.0573	.7031
20.09	.00	60.30	.9062	.2628	.0237	.0008	-.0005	-.0060	-.0662	.9413
25.06	.00	59.49	1.0952	.4273	.0386	-.0022	.0000	-.0063	-.0784	1.1731
26.02	.00	60.09	1.0929	.4526	.0444	-.0022	.0008	-.0079	-.0742	1.1807
27.10	.00	60.00	1.1024	.4853	.0448	-.0021	.0010	-.0078	-.0716	1.2025
28.03	.00	59.90	1.1126	.5127	.0457	-.0014	.0013	-.0105	-.0718	1.2230
29.13	.00	59.81	1.1281	.5496	.0475	-.0006	.0010	-.0106	-.0703	1.2530
30.08	.00	59.72	1.1199	.5722	.0488	-.0020	-.0013	-.0079	-.0673	1.2558
31.13	.00	60.22	1.1131	.5982	.0538	-.0013	.0005	-.0079	-.0645	1.2621
32.21	.00	60.06	1.0951	.6173	.0665	-.0020	.0008	-.0080	-.0624	1.2556

Table A2. Continued

ALPHA	BETA	Q	CL	CD	CPM	CRM	CYM	CSF	CAF	CNF
RUN = 694										
-5.03	.00	60.03	-.2957	.0460	-.0296	.0000	-.0007	-.0027	.0179	-.2986
.00	.00	60.10	-.0475	.0149	-.0218	.0000	-.0005	.0001	.0130	-.0475
5.04	.00	60.31	.2033	.0194	-.0139	.0000	-.0003	-.0004	-.0005	.2042
10.02	.00	60.19	.4483	.0474	.0024	-.0002	-.0005	-.0028	-.0332	.4497
15.05	.00	59.64	.6898	.1197	.0152	-.0032	-.0020	-.0020	-.0655	.6972
20.05	.00	60.30	.9084	.2550	.0306	.0004	-.0002	-.0055	-.0737	.9408
25.10	.00	59.60	1.0643	.4094	.0281	-.0024	.0001	-.0082	-.0823	1.1375
26.06	.00	59.85	1.0683	.4354	.0268	-.0028	.0005	-.0078	-.0797	1.1510
28.04	.00	59.77	1.0940	.4949	.0286	-.0018	.0025	-.0159	-.0789	1.1982
29.11	.00	59.68	1.0984	.5262	.0338	-.0003	-.0009	-.0088	-.0760	1.2157
30.07	.00	59.70	1.0938	.5513	.0372	-.0013	-.0002	-.0097	-.0721	1.2228
31.11	.00	59.97	1.0884	.5746	.0466	-.0011	-.0003	-.0086	-.0714	1.2287
32.17	.00	60.04	1.0644	.5899	.0561	-.0017	.0006	-.0105	-.0681	1.2151
RUN = 695										
-5.08	.00	60.39	-.3027	.0577	-.0580	-.0001	-.0007	.0000	.0286	-.3066
.02	.00	60.68	-.0497	.0201	-.0547	.0000	-.0005	-.0012	.0181	-.0497
5.11	.00	60.77	.2010	.0204	-.0434	-.0001	-.0003	-.0007	.0004	.2020
10.02	.00	60.65	.4372	.0467	-.0312	-.0001	-.0003	-.0017	-.0319	.4387
15.02	.00	60.10	.6845	.1172	-.0181	-.0032	-.0017	-.0005	-.0661	.6915
20.08	.00	59.72	.9008	.2505	.0055	-.0001	.0005	-.0046	-.0757	.9321
25.07	.00	59.01	1.0654	.4048	.0258	-.0029	.0004	-.0053	-.0861	1.1365
26.04	.00	60.30	1.0705	.4318	.0292	-.0022	.0019	-.0077	-.0834	1.1514
27.06	.00	60.21	1.0787	.4616	.0278	-.0021	.0015	-.0075	-.0811	1.1706
28.08	.00	60.23	1.0825	.4888	.0237	-.0017	.0006	-.0077	-.0796	1.1852
29.06	.00	60.02	1.0768	.5097	.0233	-.0003	.0007	-.0092	-.0786	1.1888
30.07	.00	59.92	1.0683	.5347	.0224	-.0010	-.0001	-.0108	-.0735	1.1924
31.02	.00	60.07	1.0532	.5499	.0314	-.0019	.0018	-.0122	-.0725	1.1860
32.09	.00	59.79	1.0320	.5666	.0411	-.0039	.0027	-.0115	-.0689	1.1754

Table A2. Continued

ALPHA	BETA	Q	CL	CD	CPM	CRM	CYM	CSF	CAF	CNF
RUN = 696										
-5.08	.00	60.05	-.2997	.0643	-.0559	.0004	-.0002	.0024	.0356	-.3042
-.02	.00	60.34	-.0601	.0330	-.0804	.0003	.0000	.0025	.0311	-.0601
5.10	.00	60.43	.1831	.0276	-.0775	-.0001	-.0003	.0000	.0092	.1848
10.00	.00	60.42	.4217	.0481	-.0635	-.0002	-.0002	-.0011	-.0278	.4236
15.03	.00	59.99	.6669	.1153	-.0522	-.0036	-.0016	-.0002	-.0635	.6740
20.09	.00	59.83	.8779	.2457	-.0340	-.0001	.0001	-.0044	-.0726	.9089
25.07	.00	58.89	1.0324	.3896	-.0028	-.0022	.0003	-.0064	-.0860	1.1002
26.05	.00	58.91	1.0379	.4156	-.0001	-.0014	.0009	-.0051	-.0838	1.1150
27.13	.00	60.55	1.0490	.4445	.0002	-.0012	.0009	-.0087	-.0840	1.1363
28.09	.00	60.46	1.0613	.4745	.0022	.0001	-.0003	-.0065	-.0824	1.1597
29.14	.00	60.25	1.0638	.5030	.0091	.0007	-.0002	-.0063	-.0796	1.1741
30.02	.00	60.26	1.0545	.5196	.0163	.0005	.0001	-.0059	-.0786	1.1730
31.04	.00	60.06	1.0350	.5357	.0254	-.0012	.0000	-.0039	-.0755	1.1630
32.06	.00	60.12	1.0099	.5477	.0270	-.0021	-.0014	-.0045	-.0726	1.1467
RUN = 697										
-5.00	.00	59.83	-.2906	.0805	-.0653	.0003	-.0005	.0020	.0531	-.2965
-.01	.00	60.01	-.0576	.0471	-.0759	.0002	-.0001	.0023	.0451	-.0576
5.09	.00	60.10	.1762	.0465	-.0885	-.0001	.0001	.0006	.0288	.1797
10.07	.00	60.09	.4023	.0682	-.0989	-.0005	-.0002	-.0024	-.0051	.4080
15.09	.00	59.66	.6357	.1380	-.1074	-.0033	-.0016	.0023	-.0341	.6497
20.03	.00	58.93	.8510	.2627	-.0966	.0000	.0009	-.0039	-.0464	.8895
25.12	.00	59.94	.9646	.3921	-.0706	-.0023	.0019	-.0066	-.0558	1.0399
26.07	.00	60.07	.9769	.4171	-.0736	-.0010	.0034	-.0080	-.0558	1.0608
27.14	.00	59.86	.9865	.4415	-.0718	-.0019	.0024	-.0091	-.0583	1.0793
28.09	.00	60.11	.9950	.4688	-.0666	.0006	-.0006	-.0044	-.0560	1.0986
29.08	.00	60.13	.9853	.4840	-.0623	-.0006	-.0001	-.0068	-.0567	1.0963
30.05	.00	60.02	.9743	.4983	-.0522	.0002	.0003	-.0064	-.0575	1.0929
31.03	.00	60.05	.9595	.5140	-.0436	.0054	-.0046	.0012	-.0547	1.0871
31.89	.00	59.87	.9392	.5222	-.0443	.0037	-.0053	.0007	-.0531	1.0733

Table A2. Continued

ALPHA	BETA	Q	CL	CD	CPM	CRM	CYM	CSF	CAF	CNF
RUN = 698										
-5.02	.00	59.95	-.2843	.0917	-.0516	.0001	-.0002	.0009	.0652	-.2912
.03	.00	60.25	-.0546	.0607	-.0694	.0003	-.0006	.0026	.0588	-.0546
5.11	.00	60.34	.1849	.0607	-.0766	.0002	.0001	.0004	.0421	.1896
10.11	.00	60.33	.4132	.0814	-.0834	-.0003	.0000	.0000	.0057	.4211
15.08	.00	59.79	.6369	.1539	-.0972	-.0036	-.0015	.0033	-.0190	.6550
20.09	.00	59.17	.8399	.2813	-.0977	.0001	.0010	-.0054	-.0259	.8854
25.07	.00	58.45	.9403	.4103	-.0879	-.0009	.0010	-.0075	-.0279	1.0256
26.06	.00	59.97	.9539	.4363	-.0898	-.0016	.0014	-.0054	-.0283	1.0486
27.05	.00	59.99	.9529	.4589	-.0900	.0003	.0008	-.0045	-.0257	1.0574
28.06	.00	59.78	.9496	.4783	-.0922	-.0008	-.0015	-.0050	-.0255	1.0629
29.15	.00	59.91	.9370	.4987	-.0879	-.0030	.0010	-.0063	-.0217	1.0612
30.05	.00	59.81	.9208	.5138	-.0869	-.0072	.0055	-.0110	-.0170	1.0544
31.10	.00	59.72	.8921	.5246	-.0843	-.0068	.0027	-.0109	-.0119	1.0349
31.79	.00	60.34	.8862	.5360	-.0827	-.0084	.0056	-.0179	-.0116	1.0356
RUN = 699										
.02	-16.01	60.06	-.0623	.0186	-.0828	-.0045	-.0362	.3162	.0177	-.0623
.02	-12.03	60.38	-.0625	.0242	-.0822	-.0035	-.0285	.2358	.0227	-.0625
.01	-8.01	60.70	-.0562	.0305	-.0832	-.0033	-.0178	.1538	.0286	-.0562
-.01	-3.99	60.81	-.0512	.0296	-.0847	-.0015	-.0077	.0673	.0276	-.0512
-.01	-.01	60.80	-.0592	.0317	-.0812	.0003	-.0003	.0026	.0297	-.0593
-.03	4.00	60.81	-.0561	.0287	-.0846	.0019	.0070	-.0641	.0266	-.0562
-.03	8.01	60.59	-.0646	.0278	-.0823	.0035	.0171	-.1465	.0258	-.0646
-.04	12.01	60.49	-.0698	.0231	-.0802	.0037	.0275	-.2310	.0215	-.0698
-.05	16.02	60.40	-.0737	.0206	-.0809	.0046	.0367	-.3138	.0198	-.0737
RUN = 700										
10.05	16.02	60.26	.4035	.0465	-.0616	-.0176	.0351	-.3407	-.0259	.4054
10.04	12.02	60.57	.4138	.0489	-.0644	-.0139	.0254	-.2424	-.0258	.4160
10.04	8.01	60.67	.4198	.0484	-.0660	-.0107	.0178	-.1599	-.0276	.4218
10.05	4.00	60.54	.4213	.0478	-.0672	-.0047	.0064	-.0762	-.0284	.4231
10.01	.01	60.65	.4203	.0476	-.0647	-.0001	-.0003	.0002	-.0282	.4222
10.01	-4.00	60.54	.4238	.0463	-.0657	.0043	-.0072	.0763	-.0301	.4254
10.02	-8.00	60.32	.4183	.0453	-.0663	.0096	-.0185	.1593	-.0301	.4198
10.03	-12.02	59.88	.4135	.0456	-.0658	.0134	-.0252	.2443	-.0290	.4152
10.04	-16.00	59.69	.4117	.0497	-.0616	.0180	-.0345	.3410	-.0240	.4141

Table A2. Continued

ALPHA	BETA	Q	CL	CD	CPM	CRM	CYM	CSF	CAF	CNF
RUN = 701										
20.05	-16.00	60.35	.8555	.2319	-.0340	.0251	-.0271	.3346	-.0767	.8831
20.04	-12.01	60.33	.8841	.2423	-.0370	.0155	-.0198	.2389	-.0770	.9136
20.04	-8.01	60.42	.8825	.2407	-.0376	.0084	-.0095	.1473	-.0780	.9116
20.04	-4.00	60.75	.8864	.2418	-.0353	.0049	-.0008	.0643	-.0783	.9156
20.03	.02	59.95	.8822	.2440	-.0301	.0000	.0004	-.0055	-.0747	.9124
20.02	4.00	60.18	.8855	.2404	-.0378	-.0017	.0001	-.0719	-.0790	.9143
20.01	8.00	60.19	.8816	.2363	-.0432	-.0106	.0096	-.1533	-.0813	.9092
20.00	12.01	60.21	.8754	.2355	-.0381	-.0218	.0195	-.2443	-.0797	.9031
19.99	16.01	59.89	.8473	.2275	-.0360	-.0314	.0270	-.3434	-.0771	.8741
RUN = 702										
30.04	16.01	60.16	.9789	.4751	.0212	-.0417	.0030	-.2683	-.0789	1.0852
30.07	12.05	60.15	1.0062	.4958	.0100	-.0280	-.0023	-.1802	-.0753	1.1192
30.09	8.01	60.15	1.0331	.5075	.0124	-.0173	-.0065	-.1126	-.0794	1.1483
30.10	4.01	60.03	1.0450	.5141	.0094	-.0083	-.0042	-.0531	-.0802	1.1619
30.12	.01	60.14	1.0478	.5152	.0130	.0006	.0001	-.0131	-.0813	1.1649
30.13	-4.01	59.80	1.0560	.5159	.0108	.0074	.0040	.0346	-.0847	1.1722
30.14	-8.02	60.03	1.0544	.5151	.0085	.0140	.0054	.1036	-.0847	1.1705
30.14	-12.01	59.81	1.0504	.5139	.0123	.0222	.0050	.1714	-.0834	1.1664
30.15	-15.99	59.82	1.0101	.4926	.0176	.0334	.0007	.2459	-.0815	1.1208
RUN = 703										
-5.10	.00	60.29	-.2950	.0805	-.0423	.0223	-.0641	.1128	.0521	-.3010
.02	.00	60.47	-.0637	.0451	-.0690	.0200	-.0616	.1045	.0433	-.0637
5.06	.00	60.67	.1801	.0390	-.0663	.0181	-.0585	.0978	.0211	.1828
10.00	.00	60.55	.4173	.0620	-.0524	.0179	-.0593	.1009	-.0132	.4217
15.00	.00	60.00	.6648	.1286	-.0383	.0149	-.0644	.1083	-.0497	.6754
20.09	.00	59.73	.8737	.2574	-.0158	.0174	-.0648	.1074	-.0601	.9089
25.03	.00	60.28	1.0183	.3991	.0101	.0123	-.0637	.1101	-.0706	1.0915
25.11	.00	60.19	1.0341	.4314	.0122	.0118	-.0628	.1069	-.0690	1.1184
27.07	.00	60.10	1.0423	.4554	.0147	.0107	-.0593	.1035	-.0699	1.1353
28.05	.00	60.00	1.0516	.4820	.0207	.0115	-.0593	.1033	-.0703	1.1547
29.12	.00	59.91	1.0488	.5091	.0191	.0109	-.0579	.1022	-.0667	1.1640
30.11	.00	60.16	1.0391	.5315	.0285	.0092	-.0562	.1033	-.0624	1.1656
31.08	.00	60.18	1.0123	.5410	.0336	.0044	-.0464	.0909	-.0599	1.1463
32.05	.00	60.13	1.0058	.5610	.0413	.0038	-.0443	.0915	-.0588	1.1502

Table A2. Continued

ALPHA	BETA	Q	CL	CD	GPM	CRM	CYM	CSF	CAF	CNF
RUN = 704										
-5.09	5.02	60.06	-.2945	.0778	-.0445	.0218	-.0519	.0228	.0497	-.3003
.02	5.02	60.47	-.0586	.0414	-.0719	.0198	-.0433	.0078	.0395	-.0586
5.06	5.02	60.32	.1782	.0365	-.0671	.0151	-.0444	-.0011	.0188	.1807
10.06	5.02	60.31	.4165	.0594	-.0543	.0109	-.0472	-.0010	-.0162	.4205
15.10	5.02	59.88	.6707	.1327	-.0417	.0056	-.0532	.0124	-.0483	.6821
20.04	5.02	59.61	.8837	.2521	-.0254	.0123	-.0577	.0150	-.0676	.9166
25.09	5.02	59.47	1.0222	.4001	.0051	.0025	-.0627	.0265	-.0723	1.0954
26.07	5.02	60.07	1.0423	.4307	.0087	.0011	-.0636	.0301	-.0724	1.1256
27.13	5.02	59.86	1.0497	.4580	.0094	.0010	-.0611	.0284	-.0722	1.1430
28.06	5.02	60.23	1.0498	.4809	.0134	.0008	-.0625	.0369	-.0704	1.1526
29.07	5.02	59.90	1.0528	.5065	.0173	.0022	-.0657	.0444	-.0697	1.1663
30.12	5.02	59.92	1.0341	.5264	.0269	-.0009	-.0611	.0435	-.0643	1.1586
31.05	5.02	59.72	1.0156	.5407	.0323	-.0055	-.0570	.0430	-.0611	1.1489
32.04	5.02	59.66	1.0113	.5622	.0342	-.0088	-.0513	.0425	-.0602	1.1555
RUN = 705										
-5.00	-5.00	60.30	-.2907	.0738	-.0485	.0206	-.0750	.1933	.0464	-.2960
.00	-5.00	60.71	-.0515	.0417	-.0753	.0152	-.0617	.1768	.0398	-.0515
5.07	-5.00	60.68	.1870	.0371	-.0697	.0180	-.0633	.1825	.0186	.1895
10.11	-5.00	60.32	.4241	.0575	-.0546	.0221	-.0647	.1873	-.0197	.4276
15.13	-5.00	60.01	.6695	.1291	-.0418	.0266	-.0611	.1770	-.0521	.6800
20.05	-5.00	59.85	.8817	.2539	-.0251	.0217	-.0602	.1816	-.0654	.9154
25.04	-5.00	59.60	1.0277	.3991	.0069	.0251	-.0594	.1794	-.0746	1.1000
26.04	-5.00	60.08	1.0240	.4206	.0081	.0230	-.0573	.1765	-.0728	1.1048
27.04	-5.00	59.87	1.0281	.4460	.0141	.0216	-.0572	.1727	-.0713	1.1185
28.13	-5.00	59.89	1.0427	.4788	.0129	.0196	-.0544	.1707	-.0702	1.1452
29.10	-5.00	59.91	1.0370	.4989	.0194	.0182	-.0499	.1580	-.0692	1.1488
30.09	-5.00	59.93	1.0353	.5252	.0202	.0172	-.0491	.1573	-.0652	1.1591
31.03	-5.00	60.07	1.0224	.5390	.0270	.0162	-.0413	.1400	-.0657	1.1539
32.06	-5.00	59.90	1.0070	.5553	.0338	.0150	-.0358	.1277	-.0643	1.1481

Table A2. Continued

ALPHA	BETA	Q	CL	CD	CPM	CRM	CYM	CSF	CAF	CNF
RUN = 706										
-.03	16.00	59.93	-.0750	.0284	-.0736	.0213	-.0180	-.2178	.0277	-.0750
-.02	12.02	60.25	-.0698	.0333	-.0716	.0211	-.0279	-.1364	.0317	-.0698
-.02	8.01	60.36	-.0652	.0390	-.0709	.0210	-.0367	-.0513	.0372	-.0652
-.01	4.03	60.47	-.0620	.0428	-.0704	.0197	-.0482	.0301	.0409	-.0621
.00	.00	60.36	-.0627	.0472	-.0688	.0196	-.0601	.1045	.0454	-.0627
.00	-4.01	60.47	-.0605	.0415	-.0753	.0151	-.0592	.1548	.0396	-.0605
.01	-8.01	60.26	-.0558	.0396	-.0736	.0141	-.0726	.2425	.0379	-.0557
.02	-12.03	59.94	-.0628	.0371	-.0700	.0129	-.0802	.3248	.0358	-.0628
.03	-16.00	59.97	-.0647	.0351	-.0673	.0083	-.0777	.3888	.0345	-.0646
RUN = 707										
10.10	-16.00	59.71	.4172	.0624	-.0510	.0324	-.0833	.4191	-.0127	.4217
10.09	-12.03	60.25	.4181	.0611	-.0536	.0273	-.0718	.3226	-.0146	.4223
10.08	-7.99	60.57	.4191	.0562	-.0558	.0254	-.0705	.2447	-.0198	.4225
10.08	-4.01	60.78	.4199	.0589	-.0554	.0211	-.0624	.1660	-.0174	.4238
10.07	.00	60.78	.4209	.0619	-.0512	.0175	-.0593	.0992	-.0144	.4252
10.06	4.02	60.77	.4207	.0615	-.0535	.0122	-.0495	.0211	-.0147	.4250
10.05	8.01	60.78	.4134	.0585	-.0535	.0062	-.0385	-.0638	-.0164	.4173
10.04	12.02	60.68	.4044	.0553	-.0553	.0017	-.0283	-.1539	-.0179	.4079
10.03	16.00	60.48	.3968	.0556	-.0533	-.0018	-.0181	-.2486	-.0155	.4004
RUN = 708										
20.03	16.00	59.64	.8327	.2326	-.0271	-.0180	-.0278	-.2464	-.0678	.8620
20.05	12.04	59.62	.8736	.2438	-.0285	-.0064	-.0353	-.1504	-.0720	.9043
20.07	8.01	59.61	.8731	.2477	-.0290	.0055	-.0479	-.0541	-.0685	.9051
20.09	4.02	59.61	.8837	.2562	-.0219	.0150	-.0629	.0369	-.0645	.9179
20.10	.01	59.84	.8697	.2581	-.0167	.0164	-.0638	.1049	-.0581	.9054
20.11	-4.01	59.62	.8871	.2565	-.0224	.0202	-.0580	.1607	-.0658	.9212
20.12	-8.01	59.86	.8797	.2535	-.0281	.0238	-.0616	.2345	-.0661	.9133
20.12	-12.00	60.00	.8765	.2539	-.0291	.0300	-.0694	.3223	-.0646	.9103
20.13	-16.01	59.69	.8629	.2510	-.0220	.0387	-.0734	.4161	-.0622	.8966

Table A2. Continued

ALPHA	BETA	Q	CL	CD	CPM	CRM	CYM	CSF	CAF	CNF
RUN = 709										
30.07	-16.01	59.84	1.0023	.5011	.0355	.0351	-.0270	.3065	-.0685	1.1185
30.07	-12.02	59.95	1.0330	.5188	.0245	.0279	-.0367	.2491	-.0688	1.1539
30.08	-8.01	60.05	1.0376	.5229	.0245	.0201	-.0367	.1900	-.0679	1.1600
30.08	-4.00	59.93	1.0426	.5249	.0252	.0149	-.0492	.1394	-.0690	1.1653
30.07	.00	60.16	1.0441	.5315	.0308	.0100	-.0557	.1025	-.0640	1.1699
30.07	4.00	60.38	1.0467	.5311	.0314	.0021	-.0627	.0604	-.0655	1.1719
30.06	8.03	60.49	1.0293	.5187	.0238	-.0079	-.0582	-.0138	-.0671	1.1507
30.04	12.02	60.26	1.0149	.5101	.0248	-.0180	-.0538	-.0819	-.0668	1.1340
30.02	16.02	60.15	.9922	.4908	.0304	-.0334	-.0439	-.1791	-.0715	1.1047
RUN = 710										
-4.94	.01	59.89	-.0680	.0340	-.0550	-.0001	-.0005	-.0038	.0259	-.0707
.02	.01	59.97	.1895	.0271	-.0521	.0002	-.0003	-.0027	.0248	.1895
4.98	.01	59.96	.4252	.0526	-.0500	-.0005	-.0002	-.0057	.0133	.4282
10.03	.01	59.86	.6568	.0982	-.0656	-.0006	-.0005	-.0072	-.0198	.6638
15.04	.01	59.67	.8527	.1864	-.0558	-.0034	-.0014	-.0029	-.0433	.8718
20.05	.01	59.88	1.0470	.3335	-.0360	.0020	.0000	-.0076	-.0477	1.0979
25.05	.01	60.11	1.1913	.4960	-.0088	-.0044	.0010	-.0102	-.0568	1.2893
26.02	.01	60.25	1.1817	.5221	-.0033	-.0020	.0017	-.0109	-.0508	1.2910
27.03	.01	60.04	1.1992	.5572	-.0027	-.0024	.0011	-.0083	-.0503	1.3214
28.05	.01	60.07	1.2072	.5891	-.0004	-.0023	.0017	-.0117	-.0495	1.3424
28.98	.01	59.86	1.2058	.6146	.0028	-.0014	.0021	-.0132	-.0480	1.3526
30.02	.01	60.00	1.2065	.6457	.0081	-.0008	.0004	-.0136	-.0460	1.3677
31.05	.01	60.03	1.1910	.6695	.0203	-.0019	.0001	-.0103	-.0421	1.3656
32.08	.01	59.86	1.1651	.6831	.0272	-.0032	.0019	-.0124	-.0411	1.3500

Table A2. Continued

ALPHA	BETA	Q	CL	CD	CPM	CRM	CYM	CSF	CAF	CNF
RUN = 711										
-5.05	.01	60.00	-.0800	.0326	-.0829	.0004	-.0005	-.0013	.0232	-.0825
.01	.01	60.19	.1872	.0218	-.0787	.0005	-.0001	-.0022	.0196	.1872
5.03	.01	59.96	.4297	.0450	-.0666	-.0004	-.0003	-.0029	.0050	.4320
10.06	.01	59.62	.6699	.0943	-.0571	-.0005	-.0006	-.0075	-.0263	.6761
15.02	.01	60.13	.8580	.1814	-.0560	-.0041	-.0019	-.0054	-.0493	.8756
20.02	.01	59.88	1.0349	.3242	-.0394	.0006	-.0001	-.0101	-.0517	1.0833
24.99	.01	59.99	1.1753	.4816	-.0151	-.0046	.0009	-.0094	-.0617	1.2687
26.04	.01	60.01	1.1798	.5157	-.0041	-.0022	.0016	-.0074	-.0562	1.2864
27.02	.01	59.92	1.1904	.5447	-.0073	-.0007	.0005	-.0086	-.0572	1.3079
28.06	.01	60.06	1.1924	.5761	-.0052	-.0023	.0014	-.0105	-.0540	1.3233
29.03	.01	59.97	1.2008	.6073	-.0004	.0008	-.0013	-.0077	-.0533	1.3446
30.01	.01	59.99	1.1903	.6294	.0063	-.0001	-.0018	-.0090	-.0516	1.3455
30.94	.01	59.90	1.1735	.6466	.0210	-.0009	.0017	-.0137	-.0501	1.3390
32.06	.01	60.08	1.1458	.6626	.0302	-.0037	.0020	-.0108	-.0477	1.3228
RUN = 712										
-5.00	.01	60.12	-.0802	.0347	-.1129	.0004	-.0005	-.0009	.0255	-.0829
.02	.01	59.96	.1775	.0178	-.1130	-.0001	-.0003	-.0063	.0155	.1775
5.04	.01	59.84	.4242	.0396	-.1014	-.0006	-.0002	-.0046	.0000	.4260
10.01	.01	59.73	.6565	.0824	-.0834	-.0006	-.0005	-.0066	-.0351	.6608
15.02	.01	59.78	.8626	.1757	-.0551	-.0045	-.0016	-.0019	-.0559	.8787
20.03	.01	59.75	1.0258	.3137	-.0308	.0007	-.0012	-.0084	-.0586	1.0712
25.02	.01	59.98	1.1473	.4656	-.0235	-.0045	.0008	-.0107	-.0649	1.2366
26.00	.01	60.23	1.1589	.4957	-.0255	-.0030	.0007	-.0102	-.0641	1.2589
27.02	.01	60.14	1.1740	.5312	-.0186	-.0008	-.0011	-.0069	-.0618	1.2872
27.99	.01	60.05	1.1778	.5605	-.0160	-.0018	.0006	-.0104	-.0593	1.3031
29.03	.01	59.95	1.1763	.5875	-.0132	-.0012	-.0003	-.0116	-.0586	1.3136
30.10	.01	60.09	1.1594	.6053	-.0029	.0002	.0000	-.0127	-.0589	1.3066
31.02	.01	60.12	1.1456	.6258	.0141	-.0016	.0000	-.0097	-.0551	1.3043
31.98	.01	60.18	1.1128	.6371	.0179	-.0021	.0018	-.0129	-.0499	1.2814

Table A2. Continued

ALPHA	BETA	Q	CL	CD	CPM	CRM	CYM	CSF	CAF	CNF
RUN = 713										
-5.01	.01	60.12	-.0821	.0424	-.1441	.0004	-.0003	-.0023	.0329	-.0855
-.02	.01	60.20	.1710	.0237	-.1488	.0002	-.0002	-.0028	.0217	.1710
5.02	.01	60.18	.4077	.0403	-.1352	-.0009	-.0003	-.0073	.0024	.4096
10.04	.01	60.08	.6395	.0806	-.1212	-.0007	-.0006	-.0068	-.0340	.6438
14.97	.01	59.77	.8379	.1644	-.0952	-.0049	-.0016	-.0050	-.0596	.8519
20.02	.01	59.63	1.0125	.3037	-.0573	-.0008	.0005	-.0098	-.0631	1.0553
25.01	.01	60.08	1.1439	.4553	-.0264	-.0030	.0006	-.0091	-.0727	1.2291
26.07	.01	60.11	1.1500	.4883	-.0254	-.0025	.0017	-.0095	-.0684	1.2476
27.00	.01	60.01	1.1590	.5154	-.0186	-.0013	.0021	-.0124	-.0685	1.2666
27.94	.01	59.92	1.1497	.5390	-.0178	-.0001	.0009	-.0101	-.0640	1.2683
29.10	.01	60.05	1.1371	.5624	-.0268	-.0001	.0001	-.0152	-.0629	1.2671
30.01	.01	60.07	1.1236	.5814	-.0200	-.0006	.0020	-.0155	-.0597	1.2638
30.98	.01	59.98	1.1007	.5952	-.0101	-.0009	-.0003	-.0089	-.0571	1.2500
31.96	.01	59.93	1.0745	.6096	.0021	-.0027	.0023	-.0136	-.0522	1.2343
RUN = 714										
-5.01	.01	60.01	-.0844	.0477	-.1421	.0003	-.0003	-.0027	.0380	-.0882
.02	.01	60.09	.1581	.0334	-.1751	.0000	-.0004	-.0047	.0312	.1581
5.05	.01	60.30	.3931	.0449	-.1672	-.0007	-.0003	-.0055	.0080	.3955
10.07	.01	59.96	.6263	.0811	-.1514	-.0008	-.0006	-.0056	-.0317	.6308
15.01	.01	60.47	.8222	.1666	-.1256	-.0051	-.0013	-.0047	-.0541	.8373
20.05	.01	59.64	1.0032	.3045	-.0952	-.0011	.0004	-.0120	-.0598	1.0468
25.03	.01	59.85	1.1153	.4448	-.0582	-.0026	.0002	-.0081	-.0703	1.1988
26.06	.01	59.98	1.1197	.4723	-.0485	-.0023	.0009	-.0090	-.0691	1.2133
27.05	.01	60.01	1.1341	.5036	-.0519	-.0010	.0010	-.0101	-.0685	1.2391
28.07	.01	59.91	1.1266	.5235	-.0380	-.0009	-.0006	-.0069	-.0695	1.2404
29.02	.01	60.16	1.1157	.5470	-.0373	-.0010	.0012	-.0136	-.0641	1.2410
30.03	.01	60.06	1.1072	.5672	-.0201	-.0005	.0006	-.0107	-.0640	1.2424
31.07	.01	59.98	1.0823	.5821	-.0187	-.0022	.0002	-.0109	-.0608	1.2274
32.21	.01	59.93	1.0584	.5963	-.0066	-.0054	.0077	-.0230	-.0601	1.2133

Table A2. Continued

ALPHA	BETA	Q	CL	CD	CPM	CRM	CYM	CSF	CAF	CNF
RUN = 715										
-5.04	.01	60.14	-.0811	.0629	-.1509	.0004	-.0005	-.0022	.0535	-.0863
.04	.01	60.22	.1594	.0483	-.1699	-.0002	.0001	-.0047	.0462	.1594
5.00	.01	60.21	.3780	.0658	-.1798	-.0008	.0000	-.0047	.0305	.3823
10.12	.01	59.98	.6110	.1014	-.1870	-.0009	-.0002	-.0068	-.0096	.6193
15.06	.01	59.80	.7911	.1879	-.1799	-.0037	-.0010	-.0040	-.0260	.8128
20.07	.01	60.00	.9692	.3192	-.1565	.0007	-.0002	-.0113	-.0343	1.0199
25.01	.01	59.74	1.0439	.4413	-.1258	-.0021	.0012	-.0108	-.0428	1.1326
26.03	.01	59.87	1.0586	.4706	-.1243	-.0011	.0012	-.0072	-.0430	1.1577
27.03	.01	59.89	1.0612	.4929	-.1161	-.0016	-.0009	-.0074	-.0444	1.1693
28.00	.01	60.14	1.0627	.5154	-.1100	-.0003	.0007	-.0116	-.0450	1.1803
29.00	.01	60.04	1.0435	.5290	-.1037	-.0016	.0008	-.0134	-.0442	1.1691
30.06	.01	59.94	1.0216	.5438	-.0922	-.0015	.0028	-.0155	-.0418	1.1566
30.97	.01	59.96	1.0050	.5571	-.0814	.0051	-.0046	-.0053	-.0400	1.1484
31.85	.01	60.02	1.0040	.5757	-.0799	.0036	-.0041	-.0067	-.0409	1.1566
RUN = 716										
-5.02	.01	59.81	-.0783	.0772	-.1361	.0000	-.0003	-.0019	.0686	-.0848
.04	.01	60.00	.1649	.0618	-.1613	.0000	-.0004	-.0047	.0599	.1648
5.02	.01	60.10	.3862	.0777	-.1681	-.0007	-.0004	-.0047	.0416	.3916
10.01	.01	59.88	.6100	.1145	-.1723	-.0012	-.0001	-.0081	.0048	.6207
15.04	.01	59.81	.7932	.2031	-.1719	-.0036	-.0011	-.0056	-.0116	.8187
20.01	.01	59.90	.9588	.3363	-.1592	.0005	.0005	-.0117	-.0137	1.0160
25.04	.01	59.99	1.0225	.4643	-.1394	-.0021	.0012	-.0082	-.0133	1.1229
26.01	.01	60.01	1.0311	.4885	-.1383	-.0006	.0004	-.0104	-.0143	1.1409
27.03	.01	60.26	1.0360	.5146	-.1402	.0006	-.0018	-.0032	-.0136	1.1567
28.01	.01	60.04	1.0174	.5310	-.1353	-.0019	-.0010	-.0090	-.0098	1.1476
29.01	.01	60.17	1.0028	.5487	-.1322	-.0036	.0000	-.0130	-.0072	1.1431
30.01	.01	60.07	.9706	.5567	-.1263	-.0084	.0051	-.0148	-.0039	1.1189
31.03	.01	60.10	.9546	.5759	-.1237	-.0061	.0047	-.0176	.0011	1.1149
31.74	.01	60.14	.9524	.5910	-.1224	-.0050	-.0001	-.0128	.0014	1.1209

Table A2. Continued

ALPHA	BETA	Q	CL	CD	CPM	CRM	CYM	CSF	CAF	CNF
RUN = 717										
-5.00	.01	59.85	-.4714	.0777	.1110	.0022	-.0002	.0012	.0343	-.4764
.02	.01	60.14	-.2383	.0372	.1265	.0008	-.0002	.0011	.0353	-.2383
5.04	.01	60.22	.0106	.0296	.1241	.0007	.0000	-.0007	.0266	.0132
10.07	.01	60.32	.2515	.0441	.1087	.0002	-.0001	-.0045	-.0025	.2554
15.03	.01	59.87	.5010	.0980	.0978	-.0006	-.0011	-.0005	-.0373	.5092
20.03	.01	60.17	.7476	.2189	.1028	.0000	.0003	-.0043	-.0523	.7774
25.03	.01	60.04	.9726	.3756	.1120	-.0008	-.0002	-.0063	-.0731	1.0402
26.06	.01	59.83	.9899	.4070	.1179	-.0015	-.0019	-.0062	-.0709	1.0680
26.99	.01	59.73	.9944	.4304	.1156	-.0026	.0009	-.0056	-.0694	1.0814
28.06	.01	59.99	1.0180	.4687	.1157	-.0003	.0026	-.0080	-.0669	1.1188
29.00	.01	59.78	1.0268	.4956	.1165	-.0012	.0002	-.0061	-.0659	1.1383
29.99	.01	59.81	1.0435	.5273	.1136	-.0004	.0011	-.0085	-.0663	1.1674
31.04	.01	60.08	1.0499	.5580	.1131	-.0024	.0027	-.0090	-.0645	1.1873
32.22	.01	60.04	1.0444	.5857	.1184	-.0014	.0016	-.0096	-.0625	1.1958
RUN = 718										
-5.03	.01	60.08	-.4788	.0767	.0869	.0025	-.0002	.0030	.0324	-.4837
.00	.01	60.02	-.2428	.0282	.1013	.0006	-.0003	-.0022	.0262	-.2428
5.04	.01	60.10	.0142	.0215	.1116	.0007	.0001	-.0013	.0183	.0160
10.04	.01	60.20	.2529	.0404	.1188	.0005	-.0002	-.0041	-.0063	.2561
15.06	.01	60.10	.5042	.0934	.1002	-.0004	-.0012	-.0021	-.0428	.5111
20.00	.01	60.05	.7455	.2112	.0989	.0000	.0005	-.0061	-.0584	.7727
25.05	.01	60.27	.9686	.3707	.1083	-.0004	.0002	-.0032	-.0761	1.0345
26.02	.01	59.94	.9822	.3963	.1134	-.0017	.0021	-.0051	-.0764	1.0565
26.96	.01	59.96	.9942	.4229	.1115	-.0015	.0011	-.0031	-.0755	1.0779
28.03	.01	59.75	1.0058	.4545	.1119	-.0013	.0009	-.0052	-.0730	1.1014
29.04	.01	60.00	1.0204	.4837	.1100	-.0012	.0012	-.0080	-.0740	1.1269
29.97	.01	60.03	1.0361	.5155	.1094	-.0006	.0006	-.0082	-.0725	1.1551
31.07	.01	59.95	1.0403	.5438	.1119	-.0015	.0004	-.0096	-.0724	1.1717
32.01	.01	60.01	1.0306	.5657	.1145	-.0034	.0014	-.0082	-.0677	1.1738
32.20	.01	59.80	1.0241	.5667	.1174	-.0031	.0015	-.0104	-.0674	1.1685

Table A2. Continued

ALPHA	BETA	Q	CL	CD	CPM	CRM	CYM	CSF	CAF	CNF
RUN = 719										
-4.99	.01	60.42	-.4699	.0742	.0553	.0015	-.0004	.0003	.0310	-.4745
.04	.01	59.90	-.2469	.0278	.0708	.0005	-.0002	-.0017	.0260	-.2469
5.00	.01	59.98	-.0017	.0164	.0783	.0007	-.0002	-.0011	.0145	-.0002
10.06	.01	60.08	.2514	.0313	.0938	.0003	.0001	-.0038	-.0150	.2530
15.02	.01	59.86	.5098	.0866	.1003	-.0003	-.0008	.0005	-.0505	.5149
20.04	.01	59.93	.7557	.2073	.1061	.0004	-.0005	-.0047	-.0661	.7810
25.05	.01	60.03	.9566	.3577	.0979	-.0003	-.0001	-.0040	-.0826	1.0181
26.03	.01	59.93	.9664	.3826	.0979	-.0025	-.0001	-.0045	-.0821	1.0362
27.02	.01	60.07	.9734	.4082	.0981	-.0023	.0044	-.0125	-.0802	1.0526
28.00	.01	59.86	.9882	.4377	.0956	-.0016	.0023	-.0076	-.0789	1.0780
29.03	.01	60.00	1.0061	.4702	.0955	-.0012	.0020	-.0100	-.0785	1.1078
30.01	.01	59.90	1.0143	.4955	.0982	-.0008	-.0004	-.0062	-.0797	1.1262
30.94	.01	60.05	1.0168	.5205	.1011	-.0013	.0018	-.0110	-.0775	1.1397
32.01	.01	59.89	1.0109	.5455	.1023	-.0039	.0038	-.0109	-.0743	1.1464
32.15	.01	59.90	1.0097	.5517	.1087	-.0028	.0019	-.0061	-.0712	1.1485
RUN = 720										
-5.02	.01	59.85	-.4801	.0854	.0254	.0014	-.0002	.0005	.0411	-.4858
.00	.01	60.37	-.2591	.0345	.0339	.0008	-.0001	-.0010	.0325	-.2591
5.04	.01	60.10	-.0104	.0164	.0436	.0005	-.0001	-.0026	.0152	-.0089
10.03	.01	60.08	.2331	.0261	.0542	.0003	.0000	-.0036	-.0169	.2341
15.01	.01	59.86	.4970	.0795	.0612	-.0006	-.0006	.0006	-.0539	.5006
20.03	.01	59.92	.7364	.1947	.0780	-.0001	.0002	-.0056	-.0712	.7586
25.05	.01	60.02	.9490	.3454	.0918	-.0012	-.0002	-.0060	-.0906	1.0060
26.02	.01	59.58	.9560	.3707	.0937	-.0022	.0021	-.0084	-.0880	1.0217
27.02	.01	59.94	.9643	.3994	.0946	-.0015	.0027	-.0062	-.0839	1.0405
28.00	.01	59.96	.9755	.4246	.0915	-.0016	.0026	-.0096	-.0846	1.0607
29.04	.01	60.10	.9805	.4524	.0842	-.0006	-.0011	-.0039	-.0819	1.0768
30.05	.01	60.00	.9836	.4786	.0766	-.0013	.0021	-.0094	-.0796	1.0910
31.00	.01	59.92	.9773	.4987	.0748	-.0019	.0023	-.0094	-.0770	1.0945
32.02	.01	59.99	.9633	.5174	.0824	-.0010	.0030	-.0113	-.0730	1.0911

Table A2. Continued

ALPHA	BETA	Q	CL	CD	CPM	CRM	CYM	CSF	CAF	CNF
RUN = 721										
-5.01	.01	60.09	-.4715	.0907	.0261	.0014	-.0001	-.0004	.0473	-.4776
-.10	.01	60.15	-.2720	.0444	.0105	.0005	.0000	-.0005	.0420	-.2721
5.05	.01	60.22	-.0180	.0238	.0125	.0006	-.0001	-.0026	.0233	-.0159
10.07	.01	59.97	.2215	.0306	.0232	.0004	.0000	-.0021	-.0105	.2235
15.02	.01	59.86	.4832	.0817	.0297	-.0008	-.0006	.0014	-.0483	.4879
20.02	.01	59.93	.7222	.1942	.0432	-.0003	.0003	-.0065	-.0665	.7450
25.04	.01	60.01	.9178	.3351	.0628	-.0016	.0005	-.0050	-.0864	.9733
26.07	.01	59.80	.9258	.3616	.0654	-.0019	.0026	-.0048	-.0836	.9905
27.04	.01	60.05	.9449	.3893	.0658	-.0007	.0021	-.0055	-.0843	1.0186
28.02	.01	60.07	.9563	.4151	.0663	-.0020	.0026	-.0092	-.0842	1.0392
29.06	.01	59.86	.9695	.4417	.0669	-.0006	.0012	-.0092	-.0861	1.0620
29.99	.01	60.11	.9649	.4580	.0686	-.0010	.0012	-.0121	-.0868	1.0646
30.99	.01	59.91	.9679	.4829	.0684	-.0037	.0044	-.0154	-.0854	1.0784
32.06	.01	59.98	.9471	.5011	.0759	-.0019	.0030	-.0141	-.0787	1.0687
RUN = 722										
-5.10	.01	59.76	-.4784	.1094	.0134	.0010	.0002	-.0009	.0646	-.4863
-.06	.01	60.04	-.2652	.0604	.0139	.0006	.0003	.0011	.0582	-.2652
5.06	.01	60.35	-.0354	.0409	-.0011	.0004	-.0001	-.0027	.0419	-.0316
10.06	.01	60.33	.1994	.0509	-.0118	.0003	.0005	-.0024	.0134	.2052
15.04	.01	60.34	.4456	.0988	-.0283	-.0009	-.0005	-.0003	-.0221	.4560
20.02	.01	59.83	.6831	.2085	-.0227	-.0012	.0006	-.0065	-.0397	.7132
25.02	.01	60.02	.8493	.3319	-.0097	-.0025	.0020	-.0065	-.0600	.9099
26.07	.01	60.04	.8603	.3552	-.0083	-.0018	.0025	-.0070	-.0603	.9289
27.09	.01	59.94	.8809	.3845	-.0120	-.0009	-.0001	-.0040	-.0600	.9594
28.05	.01	59.84	.8975	.4102	-.0114	-.0011	.0025	-.0071	-.0612	.9850
29.01	.01	59.75	.9057	.4343	-.0087	-.0007	.0000	-.0053	-.0604	1.0027
29.98	.01	59.99	.8988	.4492	-.0076	.0006	.0034	-.0089	-.0610	1.0030
30.99	.01	60.14	.8950	.4696	-.0029	.0063	-.0024	-.0011	-.0590	1.0090
31.81	.01	60.07	.8903	.4834	.0042	.0049	-.0053	.0057	-.0591	1.0114

Table A2. Continued

ALPHA	BETA	Q	CL	CD	CPM	CRM	CYM	CSF	CAF	CNF
RUN = 723										
-5.11	.01	60.11	-.4575	.1189	.0253	.0013	-.0003	.0024	.0764	-.4662
-.01	.01	59.82	-.2581	.0726	.0201	.0005	-.0002	-.0002	.0707	-.2582
5.04	.01	60.13	-.0291	.0546	.0101	.0002	.0002	-.0040	.0550	-.0242
10.09	.01	60.22	.2079	.0614	.0033	.0002	.0003	-.0038	.0222	.2154
15.08	.01	59.89	.4498	.1136	-.0183	-.0011	-.0002	.0007	-.0092	.4638
20.06	.01	59.61	.6816	.2309	-.0243	-.0011	.0000	-.0059	-.0186	.7195
25.02	.01	59.69	.8282	.3519	-.0223	-.0019	.0007	-.0062	-.0328	.8993
26.04	.01	59.71	.8372	.3770	-.0264	-.0011	.0009	-.0069	-.0302	.9177
27.00	.01	59.85	.8545	.4053	-.0293	-.0001	-.0005	-.0026	-.0280	.9453
28.08	.01	59.63	.8607	.4287	-.0336	-.0016	.0025	-.0067	-.0279	.9612
29.06	.01	59.88	.8622	.4498	-.0372	-.0021	.0016	-.0082	-.0266	.9721
29.99	.01	60.13	.8497	.4663	-.0384	-.0037	.0038	-.0158	-.0216	.9690
31.00	.01	60.04	.8392	.4803	-.0351	-.0062	.0038	-.0154	-.0211	.9667
31.78	.01	60.20	.8240	.4914	-.0341	-.0066	.0046	-.0159	-.0166	.9592
RUN = 724										
-5.07	.01	60.08	-.7341	.1904	.2060	-.0005	.0002	.0017	.1228	-.7480
.00	.01	59.99	-.4979	.1120	.2187	.0011	.0007	.0007	.1101	-.4979
5.01	.01	60.41	-.2571	.0833	.2214	.0010	.0006	.0009	.1034	-.2489
10.07	.01	60.26	-.0361	.0799	.2083	.0005	.0002	-.0006	.0831	-.0216
15.03	.01	60.14	.1970	.1023	.2024	.0003	-.0004	-.0016	.0457	.2167
20.06	.01	59.95	.4657	.1915	.2027	-.0008	.0007	-.0030	.0183	.5031
24.99	.01	60.03	.6362	.3128	.2340	-.0010	-.0012	-.0007	.0131	.7088
26.05	.01	59.81	.6618	.3396	.2446	-.0015	.0011	-.0027	.0128	.7438
27.10	.01	59.72	.6895	.3653	.2483	-.0006	.0006	-.0017	.0096	.7802
28.01	.01	59.85	.7213	.3870	.2444	-.0005	.0010	-.0027	.0014	.8186
29.02	.01	60.21	.7495	.4174	.2360	.0012	.0021	-.0056	.0000	.8579
30.01	.01	60.00	.7755	.4455	.2327	.0015	.0008	-.0040	-.0036	.8944
31.05	.01	59.69	.8004	.4751	.2289	.0009	.0016	-.0062	-.0070	.9307
32.10	.01	59.88	.8244	.5072	.2193	.0007	.0028	-.0074	-.0095	.9679

Table A2. Continued

ALPHA	BETA	Q	CL	CD	CPM	CRM	CYM	CSF	CAF	CNF
RUN = 725										
-5.07	.01	60.07	-.7295	.1808	.1448	.0002	.0000	-.0011	.1137	-.7426
.03	.01	60.11	-.5240	.1095	.1696	.0011	.0006	.0006	.1078	-.5239
5.09	.01	60.17	-.2771	.0707	.1774	.0010	.0003	-.0013	.0931	-.2698
10.07	.01	60.14	-.0387	.0664	.1939	.0004	.0007	-.0018	.0703	-.0264
15.03	.01	60.13	.1989	.0873	.2047	.0001	-.0006	-.0016	.0308	.2148
20.10	.01	59.71	.4770	.1796	.2041	-.0003	-.0004	-.0043	.0029	.5097
25.09	.01	59.90	.6348	.2967	.2155	-.0014	-.0004	-.0051	-.0022	.7008
26.10	.01	59.80	.6563	.3186	.2198	-.0013	.0005	-.0040	-.0041	.7296
27.05	.01	59.93	.6836	.3408	.2201	-.0003	.0019	-.0052	-.0089	.7638
28.10	.01	60.07	.7178	.3717	.2160	.0006	.0010	-.0018	-.0117	.8082
29.01	.01	59.97	.7472	.3965	.2077	.0010	.0021	-.0038	-.0171	.8458
30.03	.01	59.76	.7757	.4287	.2052	.0011	.0012	-.0027	-.0183	.8861
31.01	.01	59.79	.7984	.4541	.1979	.0012	.0037	-.0079	-.0232	.9182
32.18	.01	59.87	.8123	.4811	.1922	.0004	.0035	-.0083	-.0265	.9437
RUN = 726										
-5.06	.01	59.85	-.7202	.1939	.1162	-.0004	-.0002	.0022	.1279	-.7345
.04	.01	59.89	-.5428	.1254	.1082	.0007	.0002	.0009	.1239	-.5427
5.02	.01	60.18	-.3054	.0798	.1106	.0007	.0006	-.0004	.1043	-.2972
10.09	.01	60.03	-.0693	.0659	.1231	.0003	.0008	-.0024	.0753	-.0567
15.09	.01	60.01	.1807	.0830	.1330	.0002	-.0002	.0012	.0313	.1961
20.03	.01	59.82	.4502	.1659	.1391	-.0007	.0000	-.0041	-.0001	.4798
25.05	.01	59.89	.6143	.2765	.1775	-.0011	-.0003	-.0049	-.0112	.6736
26.07	.01	60.01	.6432	.2961	.1780	-.0005	.0012	-.0055	-.0181	.7079
27.03	.01	60.03	.6744	.3200	.1737	.0005	.0012	-.0046	-.0229	.7462
28.02	.01	59.82	.7084	.3490	.1695	.0006	.0019	-.0066	-.0261	.7893
29.08	.01	60.07	.7312	.3734	.1641	.0010	.0014	-.0071	-.0303	.8205
30.07	.01	59.97	.7617	.4043	.1604	.0010	.0036	-.0086	-.0330	.8617
31.08	.01	59.89	.7858	.4330	.1529	.0001	.0042	-.0093	-.0358	.8965
31.99	.01	59.60	.7959	.4523	.1469	-.0009	.0048	-.0108	-.0390	.9146

Table A2. Continued

ALPHA	BETA	Q	CL	CD	CPM	CRM	CYM	CSF	CAF	CNF
RUN = 727										
-.03	-16.01	59.71	-.5171	.1119	.0935	-.0084	-.0372	.3033	.1112	-.5171
-.03	-12.00	60.27	-.5267	.1187	.1005	-.0063	-.0239	.2169	.1172	-.5268
-.04	-8.00	60.13	-.5297	.1209	.1034	-.0051	-.0125	.1323	.1188	-.5297
-.05	-3.99	60.24	-.5389	.1253	.1047	-.0034	-.0056	.0609	.1230	-.5390
-.05	.00	60.01	-.5429	.1257	.1089	.0008	.0003	.0002	.1233	-.5430
-.07	4.00	59.90	-.5433	.1258	.1057	.0049	.0062	-.0557	.1234	-.5434
-.07	8.00	60.02	-.5363	.1213	.1051	.0077	.0146	-.1351	.1189	-.5365
-.08	12.00	59.92	-.5331	.1176	.1011	.0075	.0253	-.2163	.1155	-.5333
.02	16.06	60.06	-.5259	.1121	.0927	.0102	.0397	-.3029	.1119	-.5259
RUN = 728										
10.05	16.06	59.86	-.0696	.0615	.1187	.0001	.0302	-.3098	.0720	-.0577
10.06	12.00	59.94	-.0819	.0615	.1230	-.0014	.0215	-.2210	.0733	-.0699
10.06	7.99	60.04	-.0738	.0622	.1224	-.0027	.0135	-.1409	.0725	-.0618
10.07	3.99	59.91	-.0715	.0657	.1217	-.0007	.0051	-.0664	.0754	-.0589
10.08	.00	59.80	-.0653	.0680	.1232	.0005	.0010	-.0004	.0767	-.0524
10.09	-4.00	59.80	-.0639	.0643	.1218	.0012	-.0035	.0628	.0727	-.0516
10.10	-7.99	59.81	-.0736	.0622	.1223	.0017	-.0124	.1376	.0724	-.0615
10.11	-11.96	59.82	-.0695	.0597	.1221	.0013	-.0195	.2168	.0694	-.0579
10.12	-16.00	59.86	-.0636	.0605	.1185	.0007	-.0279	.3082	.0699	-.0520
RUN = 729										
20.00	-16.00	59.98	.4156	.1527	.1404	.0264	-.0081	.2873	.0003	.4427
20.01	-11.99	60.42	.4492	.1605	.1321	.0196	-.0047	.1999	-.0043	.4770
20.00	-8.00	59.94	.4495	.1590	.1326	.0129	.0014	.1201	-.0060	.4768
20.00	-4.00	60.05	.4477	.1607	.1351	.0065	.0065	.0481	-.0037	.4757
20.00	.05	60.16	.4489	.1640	.1394	-.0009	.0003	-.0055	-.0011	.4779
19.98	4.00	60.28	.4538	.1600	.1300	-.0053	-.0065	-.0553	-.0064	.4812
19.97	8.00	59.82	.4372	.1540	.1364	-.0114	.0003	-.1288	-.0061	.4635
19.97	12.05	59.96	.4161	.1524	.1397	-.0195	.0056	-.2090	.0000	.4431
19.95	16.00	59.87	.3737	.1422	.1498	-.0244	.0098	-.2953	.0053	.3998

Table A2. Continued

ALPHA	BETA	Q	CL	CD	CPM	CRM	CYM	CSF	CAF	CNF
RUN = 730										
-5.10	.00	20.80	-.7229	.1981	.1137	-.0014	-.0003	.0023	.1317	-.7377
-.03	.00	20.54	-.5723	.1309	.1091	.0029	.0006	.0013	.1293	-.5724
5.10	.00	20.52	-.3098	.0811	.1066	.0002	.0003	-.0014	.1070	-.3013
10.15	.00	20.62	-.0787	.0655	.1168	.0002	.0007	-.0010	.0771	-.0659
15.14	.00	20.50	.1813	.0783	.1218	-.0004	.0006	-.0086	.0269	.1955
20.00	.00	20.51	.4260	.1545	.1337	.0002	.0001	-.0068	-.0017	.4532
25.10	.00	20.31	.6017	.2719	.1734	-.0003	.0006	-.0038	-.0098	.6602
26.13	.00	20.19	.6189	.2824	.1712	-.0002	.0003	-.0118	-.0200	.6800
27.00	.00	20.08	.6539	.3002	.1690	-.0002	.0019	-.0161	-.0304	.7189
28.11	.00	20.09	.6906	.3346	.1578	.0013	.0015	-.0071	-.0313	.7668
29.05	.00	19.98	.7144	.3628	.1555	.0020	.0013	-.0071	-.0304	.8006
30.04	.00	19.99	.7363	.3876	.1513	.0009	.0036	-.0149	-.0336	.8314
31.01	.00	20.00	.7535	.4071	.1505	-.0001	.0026	-.0211	-.0398	.8555
31.69	.00	20.01	.7723	.4316	.1405	-.0007	.0009	-.0099	-.0389	.8838
RUN = 731										
-5.02	.00	25.07	-.7165	.2006	.1170	-.0010	.0000	.0055	.1357	-.7313
.03	.00	25.16	-.5521	.1284	.1085	.0012	.0010	.0014	.1273	-.5520
5.05	.00	25.25	-.3090	.0851	.1103	.0011	.0003	-.0010	.1107	-.3003
10.08	.00	25.35	-.0785	.0628	.1202	-.0003	.0005	-.0083	.0743	-.0663
15.03	.00	25.23	.1777	.0828	.1270	.0011	.0007	-.0049	.0324	.1931
20.14	.00	25.24	.4400	.1615	.1360	.0009	-.0001	-.0022	-.0011	.4687
25.06	.00	25.27	.6020	.2677	.1754	-.0006	.0007	-.0057	-.0135	.6587
26.06	.00	25.04	.6279	.2862	.1774	-.0003	.0010	-.0082	-.0197	.6899
27.09	.00	25.16	.6587	.3099	.1666	.0000	.0016	-.0121	-.0252	.7276
28.00	.00	25.05	.6915	.3305	.1603	.0005	.0006	-.0111	-.0338	.7657
29.11	.00	24.95	.7282	.3667	.1592	.0011	.0026	-.0100	-.0347	.8146
30.03	.00	24.15	.7527	.3972	.1567	.0016	.0025	-.0048	-.0335	.8505
31.02	.00	23.81	.7652	.4156	.1511	.0003	.0032	-.0108	-.0387	.8700
31.74	.00	25.80	.7846	.4389	.1489	-.0002	.0032	-.0079	-.0400	.8982

Table A2. Continued

ALPHA	BETA	Q	CL	CD	CPM	CRM	CYM	CSF	CAF	CNF
RUN = 732										
-5.00	.00	30.39	-.7219	.1968	.1148	-.0012	-.0003	.0017	.1317	-.7363
.03	.00	30.70	-.5419	.1282	.1078	.0010	.0009	.0012	.1270	-.5419
5.01	.00	30.44	-.3114	.0834	.1094	.0008	.0006	.0010	.1088	-.3029
10.12	.00	30.42	-.0673	.0660	.1211	.0007	.0008	.0014	.0753	-.0547
15.08	.00	30.52	.1819	.0823	.1285	.0025	.0010	.0002	.0306	.1971
20.03	.00	30.08	.4415	.1550	.1363	.0001	-.0003	-.0046	-.0071	.4679
25.02	.00	29.88	.5955	.2651	.1733	-.0004	-.0005	-.0037	-.0127	.6517
26.16	.00	30.12	.6453	.2955	.1802	.0005	.0001	-.0064	-.0205	.7095
27.07	.00	30.13	.6774	.3191	.1753	.0016	.0014	-.0040	-.0252	.7484
28.10	.00	30.14	.7021	.3405	.1679	.0006	.0015	-.0095	-.0315	.7797
29.11	.00	30.72	.7264	.3686	.1617	.0008	.0026	-.0074	-.0324	.8139
30.10	.00	30.62	.7439	.3913	.1579	.0012	.0000	-.0017	-.0354	.8398
31.06	.00	30.52	.7616	.4146	.1532	-.0003	.0020	-.0108	-.0387	.8663
31.79	.00	30.54	.7754	.4319	.1483	-.0008	.0032	-.0116	-.0421	.8866
RUN = 733										
20.10	16.00	30.68	.3734	.1426	.1463	-.0277	.0094	-.2918	.0051	.3997
20.11	12.05	30.79	.4155	.1537	.1418	-.0223	.0048	-.2078	.0003	.4430
20.13	8.03	30.78	.4443	.1557	.1283	-.0137	.0027	-.1271	-.0081	.4707
20.14	4.00	30.77	.4523	.1594	.1310	-.0057	-.0057	-.0573	-.0075	.4795
20.15	.01	30.66	.4453	.1617	.1366	.0005	-.0001	-.0023	-.0031	.4738
20.15	-4.01	30.43	.4439	.1586	.1355	.0051	.0062	.0450	-.0055	.4714
20.16	-8.05	30.43	.4562	.1618	.1307	.0134	.0009	.1194	-.0066	.4840
20.16	-12.00	30.32	.4356	.1577	.1344	.0203	-.0049	.1971	-.0033	.4633
20.16	-15.99	30.11	.3919	.1476	.1441	.0274	-.0088	.2870	.0028	.4188
RUN = 734										
20.02	-16.00	25.15	.3978	.1501	.1492	.0283	-.0091	.2922	.0043	.4252
20.02	-12.00	25.25	.4365	.1562	.1332	.0208	-.0052	.1970	-.0038	.4636
20.02	-8.00	25.24	.4458	.1545	.1319	.0129	.0008	.1198	-.0085	.4718
20.01	-4.00	25.35	.4340	.1522	.1341	.0046	.0059	.0395	-.0066	.4599
20.00	-.01	25.47	.4399	.1517	.1354	-.0006	-.0002	-.0099	-.0093	.4652
19.99	4.00	25.47	.4375	.1529	.1311	-.0062	-.0062	-.0550	-.0069	.4635
19.99	8.01	25.47	.4416	.1506	.1292	-.0146	.0025	-.1304	-.0106	.4664
19.98	12.01	25.48	.4141	.1447	.1420	-.0237	.0049	-.2144	-.0064	.4386
19.96	16.00	25.26	.3658	.1370	.1463	-.0284	.0095	-.3001	.0035	.3906

Table A2. Continued

ALPHA	BETA	Q	CL	CD	CPM	CRM	CYM	CSF	CAF	CNF
RUN = 735										
30.02	16.00	25.08	.6982	.3544	.1395	-.0353	.0082	-.2806	-.0423	.7819
30.03	12.00	25.08	.7143	.3686	.1447	-.0282	.0060	-.1945	-.0386	.8029
30.05	8.00	25.19	.7177	.3726	.1542	-.0168	-.0022	-.1242	-.0372	.8078
30.07	3.99	25.07	.7388	.3791	.1483	-.0085	-.0026	-.0610	-.0426	.8293
30.07	.00	24.95	.7467	.3855	.1556	-.0003	.0024	-.0169	-.0412	.8394
30.08	-4.01	25.07	.7476	.3840	.1493	.0066	.0082	.0272	-.0432	.8394
30.09	-8.00	24.96	.7404	.3836	.1544	.0150	.0087	.0997	-.0395	.8330
30.09	-12.00	24.96	.7282	.3795	.1486	.0245	.0034	.1771	-.0369	.8203
30.09	-16.02	25.43	.6947	.3531	.1497	.0333	-.0054	.2477	-.0431	.7781
RUN = 736										
-5.00	.00	25.89	-.7217	.2089	.1002	-.0017	-.0007	.0015	.1439	-.7371
.01	.00	25.97	-.5556	.1398	.1131	.0010	.0008	.0004	.1387	-.5555
5.01	.00	26.18	-.3222	.0984	.0987	.0002	.0006	-.0034	.1250	-.3124
10.04	.00	26.28	-.1025	.0830	.0866	-.0004	.0009	-.0044	.0984	-.0865
15.06	.00	26.15	.1514	.1001	.0691	.0010	.0005	-.0051	.0561	.1722
20.08	.00	26.05	.4100	.1699	.0698	-.0010	-.0008	-.0093	.0176	.4434
25.03	.00	25.50	.5621	.2684	.1059	-.0004	-.0003	-.0111	.0044	.6228
26.01	.00	25.27	.5934	.2861	.1000	-.0001	.0007	-.0120	-.0040	.6588
27.03	.00	25.17	.6317	.3128	.0936	.0006	.0015	-.0096	-.0094	.7049
28.00	.00	25.17	.6596	.3404	.0875	.0003	.0022	-.0175	-.0098	.7422
29.03	.00	25.06	.6753	.3578	.0803	.0006	.0015	-.0092	-.0154	.7641
30.01	.00	25.19	.7076	.3858	.0774	-.0004	.0009	.0008	-.0204	.8057
31.66	.00	25.10	.7357	.4181	.0690	-.0004	-.0010	.0076	-.0306	.8456

Table A2. Continued

ALPHA	BETA	Q	CL	CD	CPM	CRM	CYM	CSF	CAF	CNF
RUN = 737										
-5.01	.00	25.43	-.7143	.2248	.1187	-.0023	-.0001	-.0019	.1607	-.7313
.01	.00	25.63	-.5275	.1539	.1199	.0015	.0007	.0038	.1529	-.5275
5.00	.00	25.83	-.3127	.1091	.1094	.0000	.0001	-.0039	.1346	-.3020
10.08	.00	25.82	-.0845	.0971	.1023	.0004	.0007	.0029	.1092	-.0662
15.02	.00	25.93	.1696	.1226	.0842	.0021	.0010	-.0039	.0732	.1956
20.08	.00	25.83	.4312	.2030	.0754	-.0003	-.0001	-.0023	.0415	.4747
25.08	.00	25.51	.5483	.2968	.0911	.0003	.0001	-.0013	.0356	.6224
26.01	.00	25.28	.5769	.3173	.0845	.0003	.0008	-.0065	.0312	.6576
27.10	.00	25.18	.6242	.3471	.0717	.0015	.0013	-.0087	.0240	.7138
28.06	.00	25.41	.6251	.3580	.0548	.0006	.0007	-.0100	.0212	.7200
29.01	.00	25.19	.6655	.3929	.0480	.0011	.0001	-.0068	.0204	.7725
30.07	.00	25.20	.6811	.4146	.0416	.0004	.0050	-.0143	.0172	.7972
31.03	.00	25.09	.6911	.4350	.0278	-.0003	.0049	-.0141	.0164	.8165
31.60	.00	25.22	.6919	.4398	.0261	-.0002	.0058	-.0083	.0118	.8197
RUN = 738										
-5.07	.00	25.24	.1240	.1081	-.2285	.0017	.0004	.0086	.1178	.1140
.00	.00	25.23	.3418	.1106	-.2440	.0019	.0005	.0062	.1092	.3418
5.10	.00	25.34	.5391	.1288	-.2388	.0005	.0006	-.0027	.0789	.5484
10.08	.00	25.23	.7902	.1953	-.2553	-.0005	-.0002	-.0051	.0527	.8122
15.15	.00	24.92	.9646	.3148	-.2516	-.0010	.0021	-.0062	.0507	1.0133
20.04	.00	24.73	1.0969	.4461	-.2300	-.0004	.0006	-.0063	.0425	1.1833
25.12	.00	24.53	1.1067	.5619	-.1954	-.0022	.0016	-.0044	.0385	1.2405
26.11	.00	24.31	1.1080	.5862	-.1897	-.0023	.0000	-.0004	.0385	1.2529
27.07	.00	24.43	1.1029	.6054	-.1840	-.0022	.0007	-.0105	.0367	1.2576
28.09	.00	24.32	1.0765	.6169	-.1800	-.0015	.0008	.0012	.0372	1.2402
29.01	.00	24.33	1.0598	.6322	-.1802	-.0059	.0039	.0008	.0389	1.2334
30.03	.00	24.33	1.0176	.6370	-.1694	-.0109	.0076	-.0008	.0424	1.1998
31.06	.00	24.23	1.0239	.6633	-.1700	-.0088	.0099	-.0058	.0405	1.2194
31.59	.00	25.40	.9873	.6562	-.1684	-.0050	.0061	-.0033	.0423	1.1848

Table A2. Continued

ALPHA	BETA	Q	CL	CD	CPM	CRM	CYM	CSF	CAF	CNF
RUN = 739										
-5.01	-5.03	25.69	.1114	.0700	-.2364	-.0001	-.0137	.0946	.0779	.1049
-.02	-5.03	25.68	.3379	.0758	-.2627	.0052	-.0121	.0920	.0743	.3378
5.09	-5.03	25.68	.5304	.0924	-.2403	.0053	-.0138	.1005	.0433	.5365
10.02	-5.03	25.45	.7835	.1508	-.2356	.0057	-.0132	.1108	.0107	.7978
15.09	-5.03	25.25	.9926	.2748	-.2079	.0023	-.0125	.1063	.0055	1.0299
20.07	-5.03	24.94	1.1516	.4094	-.1723	.0041	-.0065	.0929	-.0117	1.2222
25.04	-5.03	24.75	1.1934	.5295	-.1226	.0089	-.0028	.0800	-.0261	1.3053
26.01	-5.03	24.76	1.1909	.5547	-.1165	.0071	.0013	.0767	-.0245	1.3135
27.07	-5.03	24.65	1.1942	.5824	-.1091	.0086	.0008	.0715	-.0255	1.3284
28.07	-5.03	24.66	1.1882	.6042	-.1012	.0053	.0036	.0690	-.0265	1.3327
29.07	-5.03	24.55	1.1686	.6185	-.0876	.0050	.0077	.0556	-.0275	1.3219
30.11	-5.03	24.44	1.1503	.6357	-.0777	.0059	.0065	.0513	-.0269	1.3140
31.01	-5.03	24.57	1.1258	.6497	-.0683	.0104	.0046	.0438	-.0228	1.2996
31.70	-5.03	24.70	1.1057	.6557	-.0581	.0141	.0011	.0416	-.0228	1.2852
RUN = 740										
-5.04	5.02	25.69	.1005	.0726	-.2406	.0030	.0138	-.0966	.0797	.0937
.01	5.02	25.68	.3180	.0735	-.2574	-.0019	.0134	-.0996	.0719	.3180
5.06	5.02	25.68	.5295	.0932	-.2386	-.0040	.0127	-.1033	.0446	.5357
10.05	5.02	25.34	.7923	.1531	-.2350	-.0057	.0133	-.1200	.0109	.8069
15.06	5.02	24.79	.9941	.2669	-.2164	-.0028	.0147	-.1185	-.0018	1.0293
20.03	5.02	24.60	1.1481	.4087	-.1795	-.0019	.0072	-.1084	-.0104	1.2186
25.08	5.02	24.41	1.1977	.5344	-.1221	-.0134	.0010	-.0968	-.0244	1.3113
26.06	5.02	24.18	1.2056	.5626	-.1160	-.0136	.0005	-.0945	-.0248	1.3302
27.08	5.02	25.35	1.1847	.5783	-.1058	-.0133	-.0010	-.0869	-.0249	1.3181
28.08	5.02	25.36	1.1838	.6096	-.0972	-.0105	-.0035	-.0799	-.0197	1.3314
29.08	5.02	25.36	1.1677	.6207	-.0855	-.0120	-.0029	-.0823	-.0253	1.3221
30.03	5.02	25.25	1.1469	.6360	-.0751	-.0159	-.0027	-.0735	-.0234	1.3113
31.07	5.02	25.26	1.1227	.6488	-.0680	-.0189	-.0028	-.0642	-.0232	1.2965
31.69	5.02	25.28	1.1027	.6525	-.0639	-.0202	.0035	-.0737	-.0234	1.2811
31.68	5.02	25.28	1.0988	.6519	-.0646	-.0212	.0012	-.0671	-.0218	1.2774

Table A2. Continued

ALPHA	BETA	Q	GL	CD	CPM	CRM	CYM	CSF	CAF	CNF
RUN = 741										
.00	16.00	25.24	.3089	.0578	-.2516	-.0088	.0448	-.3465	.0576	.3089
.00	12.02	25.35	.3072	.0671	-.2537	-.0066	.0321	-.2542	.0661	.3072
.01	8.00	25.22	.3185	.0752	-.2561	-.0042	.0224	-.1621	.0739	.3185
.02	4.00	25.33	.3161	.0702	-.2587	-.0020	.0104	-.0830	.0686	.3161
.02	.00	25.33	.3265	.0775	-.2564	.0002	.0005	-.0049	.0760	.3266
.02	-4.03	25.22	.3241	.0730	-.2630	.0034	-.0102	.0688	.0714	.3242
.03	-7.98	25.34	.3301	.0713	-.2645	.0055	-.0206	.1501	.0698	.3302
.04	-12.02	25.12	.3314	.0665	-.2569	.0099	-.0339	.2445	.0652	.3315
.05	-16.02	25.01	.3278	.0596	-.2531	.0105	-.0422	.3366	.0589	.3279
RUN = 742										
10.01	-16.02	24.79	.8016	.1516	-.2394	.0125	-.0417	.3624	.0094	.8158
10.00	-12.03	25.12	.8116	.1544	-.2422	.0119	-.0340	.2722	.0098	.8260
9.99	-8.02	25.23	.7896	.1490	-.2400	.0103	-.0249	.1784	.0082	.8034
10.00	-4.02	25.34	.7958	.1582	-.2377	.0043	-.0104	.0843	.0160	.8112
10.06	-.01	25.34	.7900	.1541	-.2327	-.0010	-.0009	-.0028	.0123	.8048
10.06	4.00	25.57	.7821	.1531	-.2366	-.0049	.0097	-.0932	.0127	.7969
10.05	8.00	25.34	.8036	.1528	-.2393	-.0076	.0260	-.1895	.0088	.8179
10.05	12.02	25.35	.8038	.1518	-.2432	-.0097	.0348	-.2880	.0080	.8180
10.04	16.02	25.14	.7943	.1505	-.2371	-.0127	.0425	-.3841	.0092	.8084
RUN = 743										
20.06	16.02	25.19	1.0445	.3687	-.1500	-.0359	.0335	-.3597	-.0125	1.1076
20.07	12.02	25.18	1.0967	.3860	-.1668	-.0215	.0247	-.2617	-.0148	1.1625
20.08	8.02	25.18	1.1245	.3944	-.1753	-.0086	.0174	-.1808	-.0168	1.1916
20.09	3.98	25.06	1.1376	.4047	-.1790	-.0017	.0026	-.0853	-.0119	1.2074
20.10	.01	25.06	1.1300	.4062	-.1655	-.0029	.0005	-.0065	-.0078	1.2008
20.11	-4.02	25.40	1.1388	.4023	-.1761	.0033	-.0040	.0608	-.0149	1.2076
20.12	-8.01	25.29	1.1388	.4004	-.1735	.0049	-.0149	.1573	-.0168	1.2071
20.12	-12.05	25.30	1.1147	.3899	-.1640	.0152	-.0266	.2518	-.0184	1.1809
20.12	-16.02	25.42	1.0677	.3757	-.1484	.0288	-.0330	.3461	-.0153	1.1318

Table A2. Continued

ALPHA	BETA	Q	CL	CD	CPM	CRM	CYM	CSF	CAF	CNF
RUN = 744										
30.08	-16.02	25.02	1.0871	.6010	-.0558	.0359	.0078	.2251	-.0239	1.2419
30.07	-12.03	25.02	1.1071	.6108	-.0673	.0258	.0064	.1600	-.0257	1.2642
30.07	-8.00	25.13	1.1338	.6233	-.0794	.0125	.0109	.0884	-.0286	1.2935
30.07	-3.99	25.14	1.1498	.6404	-.0769	.0052	.0044	.0398	-.0219	1.3159
30.06	-.02	25.14	1.1457	.6409	-.0699	-.0028	.0011	-.0059	-.0193	1.3126
30.05	4.00	25.13	1.1420	.6353	-.0728	-.0118	-.0003	-.0612	-.0220	1.3066
30.04	8.01	25.13	1.1098	.6149	-.0740	-.0190	-.0076	-.1166	-.0228	1.2685
30.02	12.00	25.13	1.0971	.6018	-.0744	-.0260	-.0058	-.1933	-.0275	1.2510
30.01	16.00	25.14	1.0606	.5813	-.0641	-.0365	-.0096	-.2481	-.0263	1.2091
RUN = 745										
-5.04	.01	25.00	.1114	.0761	-.2366	.0011	.0006	-.0029	.0842	.1043
-.01	.01	25.22	.3225	.0745	-.2591	.0003	-.0006	-.0018	.0731	.3225
5.02	.01	24.98	.5381	.0964	-.2415	.0003	.0002	-.0042	.0476	.5444
10.08	.01	24.99	.7784	.1504	-.2337	-.0024	-.0017	-.0080	.0105	.7927
15.12	.01	25.25	.9832	.2712	-.2109	-.0015	.0004	-.0109	.0041	1.0199
20.09	.01	25.29	1.1247	.3992	-.1719	-.0038	.0001	-.0139	-.0124	1.1934
25.03	.01	24.98	1.1985	.5350	-.1244	-.0034	-.0004	-.0132	-.0230	1.3123
26.06	.01	24.87	1.1879	.5540	-.1133	-.0009	-.0012	-.0122	-.0248	1.3105
27.05	.01	24.88	1.1937	.5823	-.1024	-.0023	-.0014	-.0065	-.0249	1.3280
28.03	.01	24.77	1.1928	.6071	-.0928	-.0039	-.0003	-.0074	-.0250	1.3382
29.08	.01	24.78	1.1549	.6149	-.0929	-.0050	-.0005	-.0192	-.0242	1.3082
30.00	.01	24.90	1.1432	.6312	-.0739	-.0029	.0001	-.0160	-.0252	1.3057
31.09	.01	24.80	1.1193	.6451	-.0659	-.0033	-.0001	-.0147	-.0255	1.2916
31.69	.01	25.27	1.0930	.6450	-.0591	-.0025	.0018	-.0189	-.0252	1.2689

Table A2. Continued

ALPHA	BETA	Q	CL	CD	CPM	CRM	CYM	CSF	CAF	CNF
RUN = 746										
-5.04	.01	25.37	-.2591	.1230	-.0620	-.0683	-.0476	.1156	.0984	-.2689
.02	.01	25.47	-.0566	.0956	-.0829	-.0785	-.0419	.1037	.0944	-.0566
5.01	.01	25.23	.1464	.0846	-.0657	-.0742	-.0387	.0984	.0702	.1532
10.09	.01	25.11	.3858	.1059	-.0565	-.0786	-.0376	.0939	.0353	.3984
15.04	.01	25.24	.6155	.1804	-.0392	-.0688	-.0330	.1002	.0131	.6413
20.03	.01	25.03	.8002	.2861	-.0094	-.0650	-.0325	.0932	-.0064	.8498
25.04	.01	24.61	.9304	.4077	.0338	-.0592	-.0291	.0732	-.0252	1.0155
26.05	.01	24.61	.9446	.4341	.0402	-.0582	-.0244	.0734	-.0257	1.0393
27.10	.01	24.51	.9522	.4637	.0381	-.0570	-.0231	.0661	-.0217	1.0589
28.09	.01	24.40	.9626	.4857	.0397	-.0548	-.0225	.0624	-.0254	1.0779
29.04	.01	24.40	.9540	.5009	.0460	-.0502	-.0232	.0611	-.0257	1.0772
30.09	.01	24.41	.9499	.5170	.0501	-.0488	-.0203	.0464	-.0294	1.0811
31.08	.01	24.89	.9521	.5385	.0552	-.0436	-.0230	.0479	-.0307	1.0934
31.69	.01	25.02	.9426	.5497	.0566	-.0399	-.0206	.0340	-.0277	1.0908
RUN = 747										
-5.02	-5.02	25.26	-.2499	.1184	-.0839	-.0711	-.0578	.2006	.0946	-.2593
.00	-5.02	25.36	-.0426	.0901	-.0927	-.0787	-.0517	.1922	.0887	-.0426
5.02	-5.02	25.35	.1821	.0797	-.0840	-.0720	-.0507	.1931	.0621	.1884
10.03	-5.02	25.35	.4137	.1113	-.0710	-.0723	-.0510	.2064	.0361	.4267
15.06	-5.02	25.24	.6703	.1861	-.0598	-.0613	-.0428	.1973	.0040	.6956
20.07	-5.02	25.04	.8393	.2938	-.0291	-.0528	-.0378	.1888	-.0132	.8891
25.03	-5.02	24.61	.9485	.4121	.0225	-.0459	-.0307	.1624	-.0286	1.0338
26.08	-5.02	24.62	.9571	.4381	.0251	-.0465	-.0288	.1554	-.0281	1.0522
27.09	-5.02	24.62	.9596	.4599	.0280	-.0447	-.0265	.1470	-.0284	1.0638
28.10	-5.02	24.52	.9698	.4848	.0282	-.0421	-.0227	.1434	-.0297	1.0838
29.11	-5.02	24.41	.9885	.5175	.0328	-.0408	-.0206	.1325	-.0292	1.1154
30.04	-5.02	24.41	.9868	.5282	.0418	-.0401	-.0187	.1153	-.0372	1.1187
31.09	-5.02	24.43	.9745	.5493	.0480	-.0326	-.0222	.1075	-.0329	1.1182
31.70	-5.02	24.79	.9641	.5566	.0578	-.0277	-.0220	.0938	-.0331	1.1128

Table A2. Continued

ALPHA	BETA	Q	CL	CD	GPM	GRM	CYM	CSF	CAF	CNF
RUN = 748										
-5.03	5.01	25.26	-.2892	.1325	-.0482	-.0635	-.0343	.0326	.1056	-.2997
-.01	5.01	25.36	-.0711	.0953	-.0639	-.0762	-.0312	.0215	.0940	-.0711
5.05	5.01	25.46	.1459	.0875	-.0552	-.0783	-.0292	.0098	.0730	.1530
10.00	5.01	25.45	.3508	.1000	-.0328	-.0802	-.0290	.0071	.0362	.3628
15.05	5.01	25.23	.5846	.1689	-.0174	-.0767	-.0279	.0097	.0101	.6084
20.03	5.01	25.26	.7647	.2752	.0066	-.0670	-.0336	.0177	-.0045	.8127
25.05	5.01	24.95	.8963	.3935	.0463	-.0663	-.0352	.0069	-.0238	.9786
26.07	5.01	24.84	.9082	.4209	.0516	-.0662	-.0341	.0072	-.0216	1.0008
27.04	5.01	24.96	.9206	.4404	.0474	-.0645	-.0312	.0032	-.0270	1.0202
28.06	5.01	24.97	.9489	.4781	.0491	-.0645	-.0310	.0057	-.0249	1.0623
29.07	5.01	25.10	.9435	.4968	.0501	-.0605	-.0280	-.0073	-.0245	1.0660
30.10	5.01	25.10	.9465	.5175	.0553	-.0573	-.0279	-.0157	-.0272	1.0784
31.14	5.01	25.00	.9387	.5352	.0543	-.0552	-.0277	-.0172	-.0274	1.0802
31.66	5.01	24.90	.9395	.5498	.0604	-.0537	-.0291	-.0108	-.0250	1.0883
RUN = 749										
.01	16.00	25.49	-.1408	.0856	-.0281	-.0708	-.0045	-.2059	.0858	-.1407
.01	12.02	25.25	-.1093	.0923	-.0454	-.0740	-.0186	-.1162	.0917	-.1092
.02	8.01	25.13	-.0864	.0994	-.0578	-.0744	-.0270	-.0276	.0984	-.0863
.02	4.01	25.24	-.0734	.0950	-.0654	-.0760	-.0328	.0391	.0938	-.0733
.03	.01	25.24	-.0494	.0965	-.0845	-.0772	-.0407	.1072	.0953	-.0494
.03	-4.00	25.24	-.0468	.0914	-.0928	-.0781	-.0511	.1762	.0898	-.0467
.04	-8.01	25.13	-.0250	.0851	-.0971	-.0785	-.0600	.2537	.0837	-.0249
.04	-12.02	25.03	-.0242	.0797	-.1065	-.0777	-.0649	.3314	.0786	-.0241
.05	-16.02	24.92	-.0168	.0775	-.1164	-.0778	-.0678	.4093	.0773	-.0168
RUN = 750										
10.08	-16.02	24.69	.4905	.1224	-.1075	-.0702	-.0722	.4436	.0339	.5043
10.08	-12.01	25.36	.4717	.1186	-.1017	-.0725	-.0653	.3514	.0328	.4852
10.07	-8.01	25.58	.4412	.1107	-.0850	-.0716	-.0578	.2649	.0303	.4538
10.06	-4.00	25.57	.4125	.1078	-.0702	-.0744	-.0486	.1826	.0327	.4250
10.06	-.01	25.80	.3858	.1073	-.0565	-.0779	-.0377	.0942	.0369	.3986
10.05	4.00	25.22	.3579	.0955	-.0392	-.0801	-.0306	.0155	.0300	.3691
10.04	8.00	25.23	.3387	.0998	-.0195	-.0815	-.0239	-.0414	.0380	.3509
10.04	12.00	25.23	.2963	.0944	-.0142	-.0849	-.0172	-.1291	.0403	.3083
10.03	16.01	25.13	.2963	.0950	-.0008	-.0867	-.0055	-.2175	.0416	.3083

Table A2. Continued

ALPHA	BETA	Q	CL	CD	CPM	CRM	CYM	CSF	CAF	CNF
RUN = 751										
20.06	16.01	24.93	.6540	.2449	.0535	-.0919	-.0128	-.2159	.0053	.6983
20.07	12.02	24.92	.6875	.2536	.0369	-.0824	-.0226	-.1230	.0015	.7328
20.08	8.00	24.91	.7434	.2616	.0158	-.0737	-.0276	-.0462	-.0107	.7881
20.09	4.00	25.03	.7698	.2778	.0051	-.0660	-.0344	.0270	-.0048	.8183
20.10	.00	25.03	.8043	.2864	-.0070	-.0639	-.0318	.0949	-.0087	.8537
20.10	-4.01	24.92	.8228	.2913	-.0243	-.0545	-.0365	.1630	-.0106	.8728
20.11	-8.02	25.05	.8632	.2977	-.0390	-.0483	-.0437	.2501	-.0185	.9129
20.12	-12.05	25.05	.8804	.2971	-.0502	-.0401	-.0528	.3326	-.0252	.9288
20.12	-16.02	24.84	.8562	.2873	-.0575	-.0295	-.0592	.4194	-.0258	.9028
RUN = 752										
30.01	-16.02	25.00	.9529	.5069	.0322	-.0087	-.0177	.3029	-.0376	1.0787
30.00	-12.01	25.12	.9752	.5211	.0339	-.0220	-.0156	.2271	-.0365	1.1051
30.00	-8.01	25.11	.9749	.5237	.0382	-.0304	-.0190	.1716	-.0341	1.1062
29.99	-4.01	25.22	.9762	.5243	.0408	-.0410	-.0200	.1098	-.0343	1.1075
29.99	.00	25.22	.9452	.5127	.0519	-.0478	-.0231	.0530	-.0287	1.0749
29.98	4.00	25.22	.9376	.5120	.0514	-.0561	-.0296	.0089	-.0253	1.0680
30.05	8.02	25.33	.9198	.4978	.0506	-.0624	-.0297	-.0629	-.0298	1.0454
30.04	12.00	25.33	.9041	.4899	.0608	-.0691	-.0233	-.1302	-.0282	1.0279
30.03	16.01	25.22	.8761	.4724	.0607	-.0768	-.0194	-.2160	-.0289	.9949
RUN = 753										
-5.00	.00	25.22	.1193	.0660	-.1241	.0004	-.0008	.0118	.0749	.1131
.02	.00	25.10	.3956	.0790	-.1359	.0004	-.0036	.0175	.0776	.3956
5.03	.00	25.22	.5883	.1101	-.1242	.0014	.0000	.0007	.0567	.5957
10.11	.00	25.00	.8435	.1823	-.1432	.0010	-.0008	.0017	.0301	.8624
15.01	.00	24.80	1.0231	.2995	-.1397	.0026	.0017	-.0021	.0232	1.0657
20.03	.00	24.72	1.1958	.4482	-.1116	-.0009	.0009	-.0060	.0105	1.2770
25.10	.00	25.23	1.2726	.6003	-.0723	-.0028	-.0008	-.0018	.0030	1.4070
26.05	.00	25.01	1.2718	.6276	-.0659	-.0017	.0005	-.0081	.0047	1.4182
27.05	.00	25.02	1.2845	.6665	-.0653	.0003	-.0004	.0003	.0088	1.4471
28.06	.00	24.92	1.2931	.6963	-.0507	.0011	.0008	-.0092	.0054	1.4686
29.04	.00	24.92	1.2854	.7234	-.0473	.0006	.0006	-.0038	.0080	1.4749
30.00	.00	24.82	1.2783	.7485	-.0388	.0000	-.0003	-.0080	.0085	1.4813
31.05	.00	25.06	1.2469	.7582	-.0303	.0009	-.0034	-.0006	.0061	1.4593
31.74	.00	25.07	1.2215	.7631	-.0219	-.0028	.0001	-.0147	.0060	1.4403

Table A2. Continued

ALPHA	BETA	Q	CL	CD	CPM	CRM	CYM	CSF	CAF	CNF
RUN = 754										
-5.01	.00	25.11	.1315	.0592	-.1930	.0001	-.0014	.0097	.0691	.1259
.03	.00	25.21	.3731	.0671	-.1859	.0014	-.0010	.0070	.0655	.3731
5.01	.00	25.21	.5769	.0929	-.1648	.0011	-.0004	-.0005	.0407	.5828
10.02	.00	25.11	.8259	.1591	-.1572	.0005	-.0009	.0036	.0116	.8410
15.08	.00	24.91	1.0306	.2882	-.1354	.0019	.0009	-.0011	.0089	1.0701
20.08	.00	24.72	1.1859	.4308	-.1071	-.0030	-.0007	-.0056	-.0036	1.2617
25.06	.00	24.76	1.2377	.5722	-.0890	-.0014	-.0002	-.0046	-.0068	1.3635
26.12	.00	25.24	1.2538	.6079	-.0845	-.0006	-.0016	-.0001	-.0069	1.3934
27.09	.00	25.24	1.2517	.6306	-.0738	-.0005	.0012	-.0077	-.0092	1.4016
28.10	.00	25.14	1.2472	.6586	-.0690	-.0011	.0013	-.0042	-.0072	1.4104
29.10	.00	25.14	1.2375	.6800	-.0542	.0009	.0005	-.0060	-.0080	1.4120
30.07	.00	25.27	1.2172	.6966	-.0427	-.0004	.0002	-.0018	-.0074	1.4024
31.01	.00	25.16	1.2009	.7159	-.0371	.0010	-.0010	-.0100	-.0053	1.3981
31.71	.00	25.18	1.1705	.7132	-.0269	-.0055	.0052	-.0103	-.0086	1.3707
RUN = 755										
-5.05	.00	25.46	.1521	.0976	-.2443	.0003	-.0006	.0068	.1093	.1429
-.04	.00	25.22	.3528	.0966	-.2477	.0006	.0000	.0046	.0955	.3527
5.04	.00	25.34	.5470	.1186	-.2457	.0014	.0009	-.0015	.0687	.5553
10.05	.00	25.12	.8041	.1901	-.2680	.0009	.0005	.0056	.0455	.8249
15.05	.00	25.03	.9632	.2970	-.2594	-.0009	.0012	-.0038	.0356	1.0073
20.01	.00	24.61	1.1017	.4291	-.2258	-.0025	.0009	-.0054	.0256	1.1820
25.05	.00	25.22	1.1464	.5512	-.1815	-.0008	.0018	-.0037	.0134	1.2719
26.09	.00	25.11	1.1440	.5708	-.1799	-.0025	.0006	-.0038	.0090	1.2784
27.09	.00	25.12	1.1359	.5861	-.1642	-.0015	.0005	-.0048	.0040	1.2782
28.07	.00	25.24	1.1254	.6057	-.1554	-.0016	.0008	-.0042	.0044	1.2780
29.07	.00	25.13	1.1013	.6147	-.1441	-.0017	-.0013	-.0037	.0021	1.2612
30.03	.00	25.02	1.0796	.6221	-.1431	.0017	-.0007	-.0082	-.0016	1.2460
31.10	.00	25.15	1.0609	.6378	-.1295	.0045	-.0018	-.0061	-.0016	1.2378
31.61	.00	25.04	1.0565	.6445	-.1243	.0046	-.0024	-.0031	-.0043	1.2375

Table A2. Continued

ALPHA	BETA	Q	CL	CD	CPM	CRM	CYM	CSF	CAF	CNF
RUN = 756										
-5.00	.00	25.13	-.2825	.0803	.0281	.0018	.0001	.0056	.0536	-.2885
-.02	.00	25.11	-.0520	.0474	.0402	.0015	.0002	.0033	.0457	-.0521
5.01	.00	25.21	.1943	.0427	.0420	.0006	.0004	-.0006	.0238	.1972
10.03	.00	24.98	.4354	.0637	.0206	.0006	.0006	-.0003	-.0149	.4398
15.00	.00	24.99	.6578	.1182	.0145	.0006	-.0001	-.0002	-.0579	.6660
20.05	.00	25.01	.8878	.2279	.0252	.0008	.0008	-.0021	-.0920	.9121
25.01	.00	24.82	1.1222	.3724	.0380	.0005	-.0011	-.0015	-.1383	1.1744
26.01	.00	24.94	1.1379	.3965	.0429	-.0007	-.0017	-.0026	-.1441	1.1966
27.01	.00	25.18	1.1410	.4170	.0535	-.0042	.0003	-.0023	-.1479	1.2059
28.01	.00	25.07	1.1781	.4621	.0585	-.0032	.0030	-.0023	-.1465	1.2572
29.00	.00	25.08	1.1796	.4818	.0606	-.0023	.0028	-.0146	-.1518	1.2653
30.00	.00	24.98	1.1962	.5208	.0661	.0000	.0050	-.0087	-.1482	1.2964
31.04	.00	25.00	1.2047	.5574	.0645	-.0010	.0043	-.0163	-.1448	1.3196
31.78	.00	25.13	1.2108	.5836	.0713	-.0015	.0046	-.0096	-.1428	1.3366
RUN = 757										
-5.02	.00	25.13	-.3021	.0780	.0015	.0013	-.0001	.0048	.0494	-.3077
.01	.00	25.22	-.0614	.0391	.0141	.0014	.0002	.0027	.0375	-.0613
5.02	.00	24.98	.1836	.0339	.0247	.0007	.0001	-.0001	.0160	.1858
10.03	.00	25.09	.4390	.0583	.0298	.0011	.0006	.0020	-.0206	.4424
15.05	.00	24.87	.6713	.1204	.0180	.0013	-.0001	.0000	-.0599	.6795
20.05	.00	24.78	.8905	.2205	.0187	.0012	.0001	.0013	-.0996	.9121
25.02	.00	24.70	1.1011	.3567	.0292	.0010	-.0012	-.0052	-.1440	1.1486
26.02	.00	24.94	1.1184	.3863	.0415	-.0019	.0011	-.0036	-.1450	1.1744
27.04	.00	24.83	1.1338	.4125	.0509	-.0040	.0015	-.0030	-.1493	1.1974
28.01	.00	24.84	1.1530	.4432	.0497	-.0033	.0025	-.0037	-.1514	1.2261
29.02	.00	24.73	1.1776	.4756	.0555	-.0014	.0032	-.0068	-.1565	1.2604
29.99	.00	25.09	1.1790	.5048	.0599	-.0003	.0031	-.0150	-.1533	1.2735
31.03	.00	25.11	1.1904	.5382	.0611	.0001	.0038	-.0078	-.1535	1.2975
31.78	.00	25.01	1.1909	.5640	.0609	-.0004	.0033	-.0111	-.1488	1.3093

Table A2. Continued

ALPHA	BETA	Q	CL	CD	CPM	CRM	CYM	CSF	CAF	CNF
RUN = 758										
-4.99	.00	25.13	-.3069	.0786	-.0277	.0016	-.0001	.0086	.0498	-.3126
.01	.00	25.22	-.0748	.0413	-.0186	.0014	.0001	-.0002	.0394	-.0748
5.07	.00	25.09	.1771	.0267	-.0092	.0007	.0001	-.0003	.0093	.1787
10.05	.00	25.20	.4362	.0470	.0036	.0009	.0004	.0009	-.0315	.4377
14.99	.00	25.10	.6659	.1080	.0165	.0011	.0001	.0040	-.0697	.6711
20.06	.00	24.89	.8871	.2098	.0248	.0012	-.0005	-.0044	-.1088	.9053
25.07	.00	24.93	1.0973	.3489	.0244	.0017	-.0003	-.0014	-.1502	1.1418
26.03	.00	25.05	1.1150	.3755	.0301	-.0011	.0005	-.0060	-.1534	1.1667
27.00	.00	24.94	1.1236	.3992	.0362	-.0025	.0014	.0024	-.1558	1.1823
28.05	.00	24.95	1.1452	.4347	.0453	-.0022	.0021	.0007	-.1561	1.2151
29.05	.00	24.96	1.1575	.4605	.0462	.0001	.0033	-.0051	-.1606	1.2355
30.04	.00	24.97	1.1610	.4948	.0461	.0000	.0036	-.0060	-.1540	1.2528
31.02	.00	24.99	1.1796	.5251	.0477	-.0011	.0024	-.0133	-.1591	1.2815
31.76	.00	25.01	1.1803	.5532	.0467	-.0009	.0035	-.0050	-.1518	1.2948
RUN = 759										
-5.01	.00	25.13	-.3114	.0884	-.0610	.0014	-.0003	.0061	.0591	-.3180
.03	.00	25.22	-.0794	.0426	-.0554	.0015	.0001	.0034	.0409	-.0794
5.03	.00	25.21	.1706	.0304	-.0421	.0013	.0003	.0039	.0136	.1726
10.04	.00	25.09	.4217	.0464	-.0350	.0010	.0005	-.0014	-.0295	.4234
15.04	.00	24.98	.6572	.0989	-.0212	.0004	.0002	-.0038	-.0768	.6603
20.05	.00	24.89	.8893	.2033	-.0022	.0014	.0002	-.0006	-.1155	.9051
25.02	.00	24.92	1.0835	.3295	.0180	.0007	-.0014	-.0088	-.1611	1.1211
26.07	.00	25.04	1.1080	.3615	.0322	-.0014	.0000	-.0085	-.1635	1.1542
27.01	.00	25.05	1.1103	.3835	.0353	-.0024	.0017	-.0056	-.1638	1.1634
28.03	.00	24.94	1.1205	.4123	.0359	-.0023	.0018	-.0115	-.1638	1.1829
29.04	.00	24.84	1.1315	.4402	.0278	-.0002	.0037	-.0171	-.1655	1.2029
30.06	.00	24.85	1.1486	.4802	.0226	-.0002	.0042	-.0116	-.1607	1.2346
31.00	.00	25.10	1.1423	.5037	.0163	.0014	.0005	-.0056	-.1574	1.2385
31.74	.00	25.00	1.1393	.5259	.0087	-.0008	-.0018	-.0148	-.1528	1.2456

Table A2. Continued

ALPHA	BETA	Q	CL	CD	CPM	CRM	CYM	CSF	CAF	CNF
RUN = 760										
-5.03	.00	25.14	-.3039	.0927	-.0574	.0014	-.0003	.0025	.0640	-.3108
.05	.00	25.34	-.0936	.0541	-.0803	.0015	.0002	.0065	.0525	-.0936
5.05	.00	25.10	.1561	.0324	-.0767	.0006	.0001	-.0033	.0168	.1583
10.01	.00	25.20	.4132	.0498	-.0657	.0013	.0002	.0042	-.0245	.4156
15.06	.00	25.10	.6481	.1040	-.0519	.0006	.0006	-.0020	-.0697	.6529
20.06	.00	24.89	.8777	.2029	-.0364	.0016	.0002	-.0025	-.1119	.8940
25.05	.00	25.03	1.0657	.3245	-.0091	.0013	-.0013	-.0059	-.1586	1.1029
26.01	.00	25.04	1.0826	.3462	.0010	-.0010	-.0009	-.0101	-.1650	1.1247
27.01	.00	25.05	1.0956	.3774	.0112	-.0003	.0010	.0020	-.1625	1.1475
28.00	.00	25.06	1.1104	.4021	.0160	-.0008	.0012	-.0072	-.1675	1.1692
29.04	.00	24.95	1.1253	.4334	.0149	.0009	.0028	-.0101	-.1684	1.1942
29.99	.00	24.96	1.1433	.4698	.0143	.0008	.0015	-.0063	-.1655	1.2251
31.04	.00	24.98	1.1306	.4967	.0017	.0014	-.0021	-.0002	-.1580	1.2248
31.71	.00	24.88	1.1382	.5225	.0052	.0020	.0001	-.0073	-.1546	1.2429
RUN = 761										
.00	-16.00	25.02	-.0811	.0357	-.0835	-.0007	-.0388	.3292	.0351	-.0811
-.01	-12.02	25.13	-.0735	.0426	-.0820	.0005	-.0287	.2421	.0413	-.0735
-.01	-8.01	25.12	-.0927	.0449	-.0852	-.0014	-.0187	.1500	.0432	-.0927
-.03	-4.00	25.23	-.0981	.0534	-.0863	.0004	-.0078	.0696	.0516	-.0981
-.03	.01	25.11	-.0898	.0534	-.0793	.0016	.0001	.0026	.0517	-.0899
-.04	4.01	25.11	-.0867	.0518	-.0834	.0029	.0078	-.0620	.0500	-.0868
-.05	8.01	25.00	-.0967	.0501	-.0826	.0028	.0180	-.1499	.0483	-.0967
-.05	12.02	25.13	-.0871	.0419	-.0830	.0016	.0286	-.2381	.0404	-.0871
-.06	16.00	25.14	-.0985	.0357	-.0855	.0018	.0387	-.3224	.0351	-.0985
RUN = 762										
10.01	16.00	25.12	.3674	.0407	-.0607	-.0166	.0421	-.3458	-.0248	.3689
10.02	12.00	24.99	.3951	.0452	-.0621	-.0122	.0298	-.2478	-.0257	.3969
10.03	7.98	25.21	.4029	.0456	-.0638	-.0078	.0206	-.1557	-.0270	.4046
10.04	3.99	25.09	.4042	.0497	-.0668	-.0017	.0082	-.0684	-.0233	.4067
10.04	.00	25.20	.3994	.0430	-.0674	.0003	-.0003	-.0058	-.0292	.4008
10.06	-3.99	25.09	.4092	.0473	-.0674	.0052	-.0074	.0746	-.0267	.4112
10.06	-8.01	24.98	.3991	.0475	-.0668	.0106	-.0191	.1646	-.0245	.4013
10.07	-12.01	24.99	.3906	.0434	-.0646	.0139	-.0293	.2414	-.0271	.3921
10.07	-16.00	24.89	.3732	.0402	-.0619	.0180	-.0400	.3406	-.0266	.3745

Table A2. Concluded

ALPHA	BETA	Q	CL	CD	CPM	CRM	CYM	CSF	CAF	CNF
RUN = 763										
20.03	-16.00	24.80	.8264	.1825	-.0335	.0275	-.0322	.3428	-.1127	.8389
20.03	-12.00	25.02	.8505	.1972	-.0346	.0236	-.0235	.2487	-.1072	.8666
20.02	-8.01	25.13	.8700	.2029	-.0360	.0161	-.0125	.1593	-.1086	.8869
20.02	-4.01	25.12	.8781	.2022	-.0396	.0084	-.0021	.0692	-.1120	.8943
20.02	.00	25.12	.8928	.2118	-.0330	.0020	.0007	.0024	-.1081	.9114
20.01	4.00	25.12	.8796	.2038	-.0380	-.0049	.0025	-.0647	-.1108	.8962
20.00	8.00	25.24	.8632	.1867	-.0390	-.0173	.0136	-.1555	-.1213	.8750
19.99	12.00	25.02	.8272	.1912	-.0279	-.0199	.0247	-.2458	-.1042	.8427
19.98	16.01	25.03	.7999	.1852	-.0244	-.0254	.0325	-.3466	-.1000	.8150



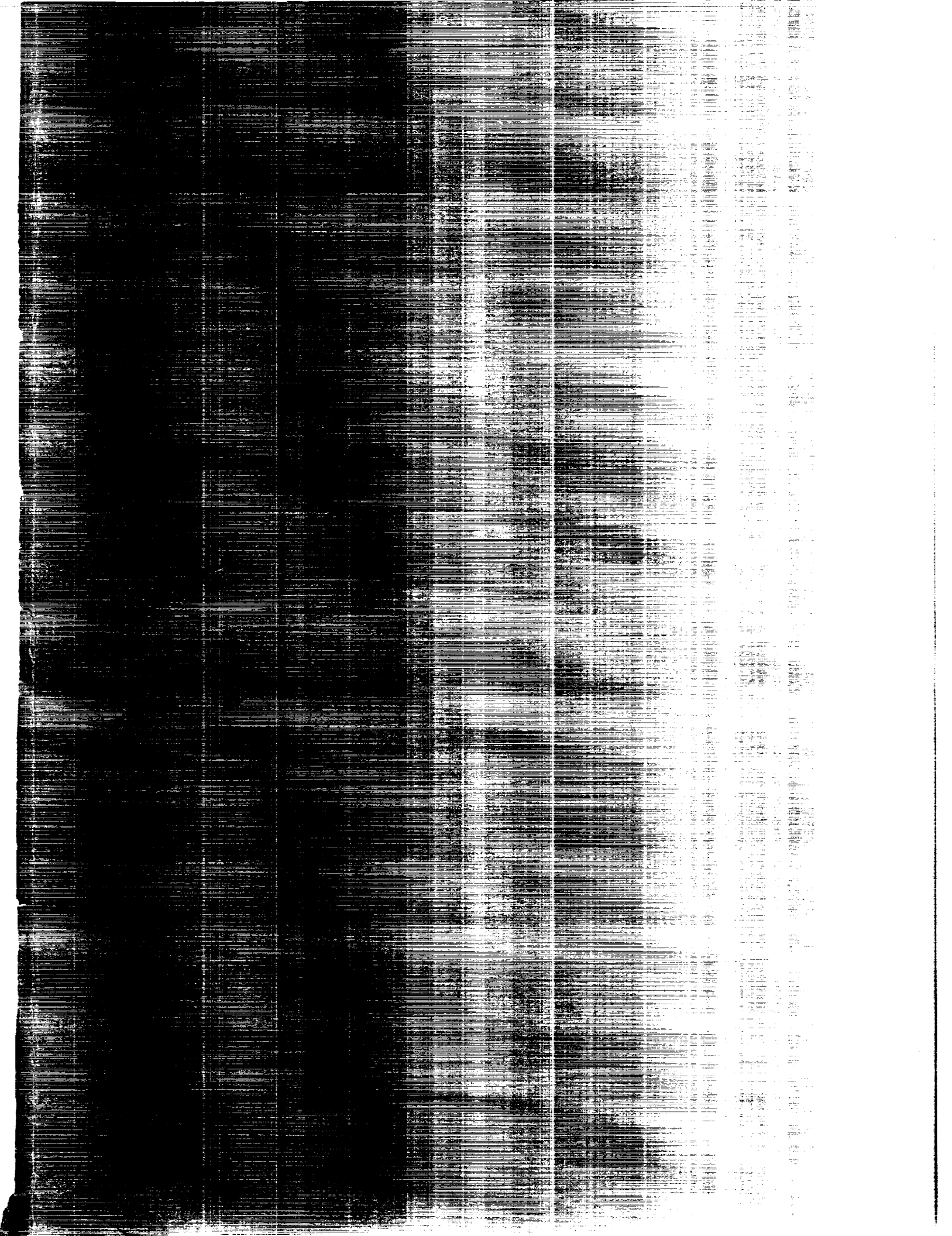
REPORT DOCUMENTATION PAGE			Form Approved OMB No. 0704-0188	
Public reporting burden for this collection of information is estimated to average 1 hour per response, including the time for reviewing instructions, searching existing data sources, gathering and maintaining the data needed, and completing and reviewing the collection of information. Send comments regarding this burden estimate or any other aspect of this collection of information, including suggestions for reducing this burden, to Washington Headquarters Services, Directorate for Information Operations and Reports, 1215 Jefferson Davis Highway, Suite 1204, Arlington, VA 22202-4302, and to the Office of Management and Budget, Paperwork Reduction Project (0704-0188), Washington, DC 20503				
1. AGENCY USE ONLY (Leave blank)	2. REPORT DATE October 1992	3. REPORT TYPE AND DATES COVERED Technical Memorandum		
4. TITLE AND SUBTITLE Low-Speed Longitudinal and Lateral-Directional Aerodynamic Characteristics of the X-31 Configuration		5. FUNDING NUMBERS WU 505-68-30-04		
6. AUTHOR(S) Daniel W. Banks, Gregory M. Gatlin, and John W. Paulson, Jr.				
7. PERFORMING ORGANIZATION NAME(S) AND ADDRESS(ES) NASA Langley Research Center Hampton, VA 23681-0001		8. PERFORMING ORGANIZATION REPORT NUMBER L-16921		
9. SPONSORING/MONITORING AGENCY NAME(S) AND ADDRESS(ES) National Aeronautics and Space Administration Washington, DC 20546-0001		10. SPONSORING/MONITORING AGENCY REPORT NUMBER NASA TM-4351		
11. SUPPLEMENTARY NOTES				
12a. DISTRIBUTION/AVAILABILITY STATEMENT Unclassified Unlimited Subject Category 02		12b. DISTRIBUTION CODE		
13. ABSTRACT (Maximum 200 words) An experimental investigation of a 19-percent-scale model of the X-31 configuration was completed in the Langley 14- by 22-Foot Subsonic Tunnel. This investigation was performed to determine the static low-speed aerodynamic characteristics of the basic configuration over a large range of angle of attack and sideslip and to study the effects of strakes, leading-edge extensions (wing-body strakes), nose booms, speed-brake deployment, and inlet configurations. The ultimate purpose of this study was to optimize the configuration for high-angle-of-attack and maneuvering-flight conditions. The model was tested at angles of attack from -5° to 67° and at sideslip angles from -16° to 16° for speeds up to 190 knots (dynamic pressure of 120 psf).				
14. SUBJECT TERMS High angle of attack; X-31; Configuration aerodynamics		15. NUMBER OF PAGES 339		
		16. PRICE CODE A15		
17. SECURITY CLASSIFICATION OF REPORT Unclassified	18. SECURITY CLASSIFICATION OF THIS PAGE Unclassified	19. SECURITY CLASSIFICATION OF ABSTRACT	20. LIMITATION OF ABSTRACT	

National Aeronautics and
Space Administration
Code JTT
Washington, D.C.
20546-0001
Official Business
Penalty for Private Use, \$300

SPECIAL FOURTH-CLASS RATE
POSTAGE & FEES PAID
NASA
PERMIT No. G27



POSTMASTER: If Undeliverable (Section 158
Postal Manual) Do Not Return



NASA Technical Memorandum 4351

1N-02

126273

p.340

Low-Speed Longitudinal and Lateral-Directional Aerodynamic Characteristics of the X-31 Configuration

Daniel W. Banks, Gregory M. Gatlin,
and John W. Paulson, Jr.

OCTOBER 1992

NASA

