

UNSTEADY AERODYNAMIC ANALYSES FOR TURBOMACHINERY

AEROELASTIC PREDICTIONS

J.M. Verdon, M. Barnett, and T.C. Ayer
 United Technologies Research Center
 East Hartford, Connecticut 06108

S1-07

37011

24P

UNSTEADY AERODYNAMIC ANALYSES

- Applications
 - Aeroelastic: blade flutter and forced vibration
 - Aeroacoustic: noise generation
 - Vibration and noise control
 - Effects of unsteadiness on performance
- Requirements
 - Accuracy/efficiency
 - * Realistic operating conditions
 - * Arbitrary modes of unsteady excitation
- Approaches
 - Numerical simulation/analytical modeling

ASSUMPTIONS

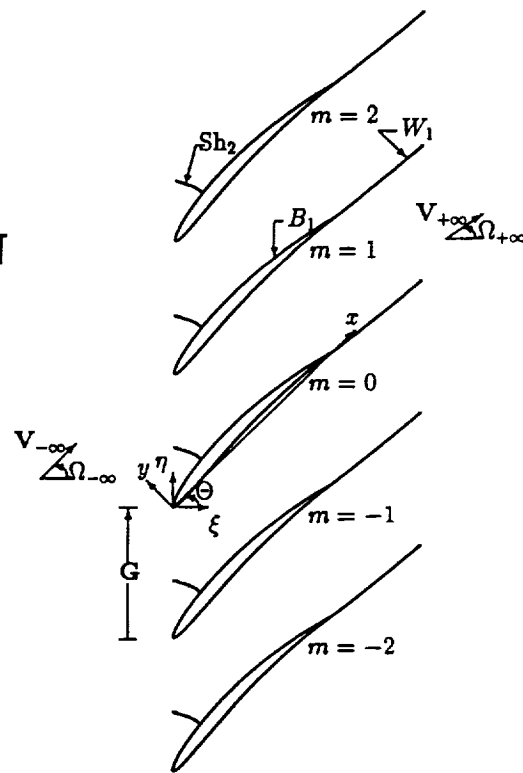
- Turbulence and transition can be modeled
 - ⇒ Reynolds averaged, Navier-Stokes equations
- High Reynolds number, "attached" flow
 - ⇒ Thin-layer Navier-Stokes equations, or
 Inviscid/viscid interaction analyses
- Small-amplitude unsteady excitations
 - ⇒ Nonlinear steady + linearized unsteady analyses
- $Re \rightarrow \infty \Rightarrow$ inviscid flow
 - Potential steady background flow \Rightarrow LINFLO
 - Uniform steady background flow \Rightarrow CLT

CONTRACT NAS3-25425

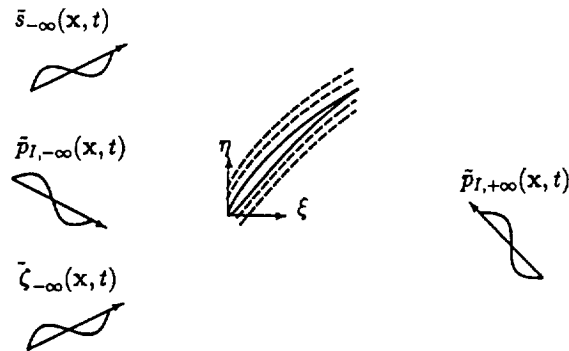
NASA Program Managers: J. Gauntner, G. Stefko

- Linearized inviscid unsteady aerodynamic analysis: LINFLO
- Unsteady viscous layer analysis: UNSVIS
- Steady, inviscid/viscid interaction analysis: SFLOW-IVI
- Coupled SFLOW-IVI/LINFLO analysis

EXAMPLE CONFIGURATION



UNSTEADY EXCITATIONS



- Far-field conditions (uniform mean flow)

$$\bar{s}(\mathbf{x}, t) = \text{Re}\{s_{-\infty} \exp[i(\boldsymbol{\kappa}_{-\infty} \cdot \mathbf{x} + \omega t)]\}, \quad \xi < \xi_{-}$$

$$\bar{\zeta}(\mathbf{x}, t) = \text{Re}\{\zeta_{-\infty} \exp[i(\boldsymbol{\kappa}_{-\infty} \cdot \mathbf{x} + \omega t)]\}, \quad \xi < \xi_{-}$$

$$\bar{p}_{I, \mp\infty}(\mathbf{x}, t) = \text{Re}\{p_{I, \mp\infty} \exp[-\beta_{\mp\infty} \xi + i(\boldsymbol{\kappa}_{\mp\infty} \cdot \mathbf{x} + \omega t)]\}, \quad \xi \gtrless \xi_{\mp}$$

LINEARIZED INVISCID ANALYSES

- Linearization

$$\bar{P}(\mathbf{x}, t) = P(\mathbf{x}) + \text{Re}\{p(\mathbf{x}) \exp(i\omega t)\} + \dots$$

⇒

- Nonlinear BVP for steady background flow
- Linear variable-coefficient problem for each Fourier component of first-order unsteady flow
 - Time independent
 - Surface conditions imposed at mean surfaces
 - Analytic far-field solutions for s , ζ , and p
 - Single extended blade-passage solution domain

$$\bar{P}(\mathbf{x} + m\mathbf{G}, t) = P(\mathbf{x}) + \text{Re}\{p(\mathbf{x}) \exp[i(\omega t + m\sigma)]\} + \dots$$

- Prescribed quantities:

$$\omega, \sigma, \mathbf{r}_B, s_{-\infty}, \zeta_{-\infty}, \text{ and } p_{I, \mp\infty}$$

LINFLO

- Unsteady perturbation of a potential mean flow
- Steady flow: $\nabla \cdot (\bar{\rho} \nabla \Phi) = 0$
- Unsteady velocity decomposition: $\mathbf{v} = \nabla(\phi + \phi_*) + \mathbf{v}_R$

$$- p = -\bar{\rho} \bar{D}\phi/Dt$$

$$- \nabla \cdot \mathbf{v}_R = 0 \text{ far upstream}$$

$$- \bar{D}\phi_*/Dt \equiv 0; (\nabla\phi_* + \mathbf{v}_R) \cdot \mathbf{n} \equiv 0 \text{ on } B_m \text{ \& } W_m$$

- Entropy & rotational velocity: $\mathbf{X} = \Delta \mathbf{e}_T + \Psi \mathbf{e}_N \rightarrow \mathbf{x}$ as $\xi \rightarrow -\infty$

$$s(\mathbf{x}) = s_{-\infty} \exp(i\kappa_{-\infty} \cdot \mathbf{X})$$

$$\mathbf{v}_R(\mathbf{x}) = [\nabla(\mathbf{X} \cdot \mathcal{A}_{-\infty}) + s_{-\infty} \nabla \Phi / 2] \times \exp(i\kappa_{-\infty} \cdot \mathbf{X})$$

- Unsteady velocity potential

$$\bar{D}(A^{-2} \bar{D}\phi/Dt)/Dt - \bar{\rho}^{-1} \nabla \cdot (\bar{\rho} \nabla \phi) = \bar{\rho}^{-1} \nabla \cdot [\bar{\rho} \nabla \phi_*]$$

$$\text{where } \phi_* = F(\mathcal{A}_{-\infty}, \Psi) \exp(i\kappa_{-\infty} \cdot \mathbf{X})$$

- Surface conditions:

$$- \text{Blades: } \nabla \phi \cdot \mathbf{n} = f(r_B)$$

$$- \text{Wakes: } [\bar{D}\phi/Dt] = 0 \text{ and } [\nabla \phi] \cdot \mathbf{n} = 0$$

$$- \text{Shocks: } [\bar{\rho} \nabla \phi + \rho \nabla \Phi] \cdot \mathbf{n} = f(r_{Sh} \cdot \mathbf{n}, \nabla \Phi); r_{Sh} \cdot \mathbf{n} = -[\phi]/[\Phi_n]$$

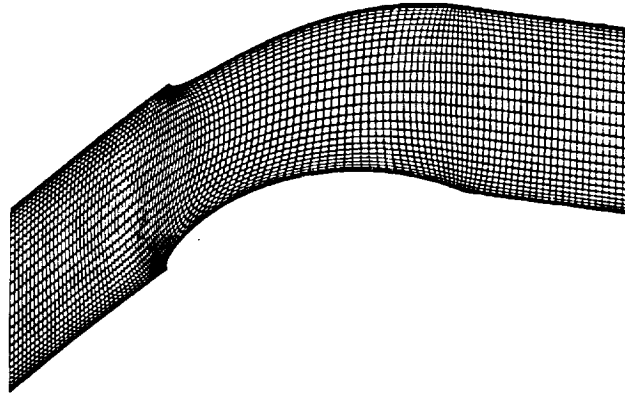
- Far field conditions:

$$- \phi_{I, \mp \infty} \text{ prescribed; } \phi_{R, \mp \infty} \text{ must be determined}$$

$$- \text{Analytic far-field solutions for } \phi = \phi_I + \phi_R$$

NUMERICAL SOLUTION DOMAIN

- Extended blade-passage region of finite extent in axial-flow direction



NUMERICAL APPROXIMATION

- Implicit, least-squares, finite-difference model

$$(\mathcal{L}\phi)_o \approx (L\phi)_o = q^o \phi_o + \sum_{m=1}^m \beta_m (\phi_m - \phi_o)$$

- Transonic differencing strategies
- Cascade, local and composite mesh solutions
- Direct solution procedure
 - Block tridiagonal system of algebraic equations for subsonic flow
 - Block pentadiagonal system for transonic flow with fitted shocks

AERODYNAMIC RESPONSE AT A BLADE SURFACE

- Surface pressure (transonic flow):

$$\bar{P}(\tau_B, t) = P(\tau_B) + \text{Re}\{p_B(\tau_B) \exp(i\omega t)\} + \sum_n \bar{P}_{Sh_n}(\tau_B, t) + \dots$$

- Blade motion: $\mathbf{r}_B(\mathbf{x}) = \sum_{i=1}^I \delta_i \mathbf{R}_i(\mathbf{x})$

- Unsteady airloads:


$$q_i = \oint q_{i,\tau} d\tau = -\oint_B [P \frac{\partial \mathbf{r}_B}{\partial \tau} \times \mathbf{e}_z + p_B \mathbf{n} - \sum_n r_{Sh_n} [P] \mathbf{n}] \cdot \mathbf{R}_i d\tau$$

- Work per cycle/pressure-displacement function

$$W_C = \oint \frac{d\bar{W}}{dt} dt = \oint_B w(\tau) d\tau = \pi \oint \text{Im}\{\delta_i^* q_{i,\tau}\} d\tau = \pi \text{Im}\{\sum_{i=1}^I \delta_i^* q_i\}$$


EXAMPLE RESPONSE PREDICTIONS

- Compressor exit guide vane (EGV): $\Theta = 15 \text{ deg}$, $G = 0.6$
 - Thick, highly-cambered NACA 0012 airfoils
 - Subsonic flow: $M_\infty = 0.3$, $\Omega_\infty = 40 \text{ deg}$
 - Vortical excitation: $\omega = 10$, $\sigma = -2\pi$
 - Acoustic excitation from downstream: $\omega = 10$, $\sigma = 0$
- High speed compressor cascade: $\Theta = 45 \text{ deg}$, $G = 1$
 - Cambered NACA 0006 airfoils
 - Subsonic flow: $M_\infty = 0.7$, $\Omega_\infty = 58 \text{ deg}$
 - Transonic flow: $M_\infty = 0.8$, $\Omega_\infty = 55 \text{ deg}$
 - SDOF blade motions: $\delta_i = (1, 0)$, $\omega = 1$
- Linear/nonlinear result comparisons
 - NGUST analysis (Navier-Stokes)
 - NPHASE analysis (Euler)



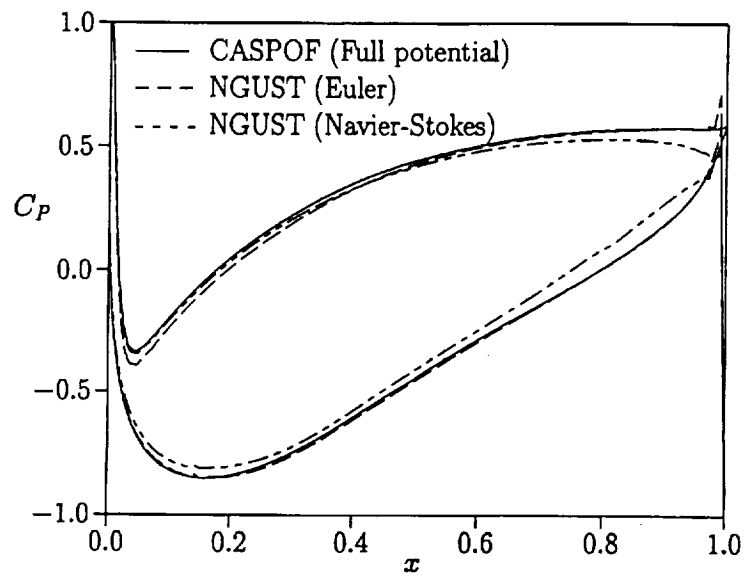
COMPRESSOR EXIT GUIDE VANE

NGUST Computational Grid



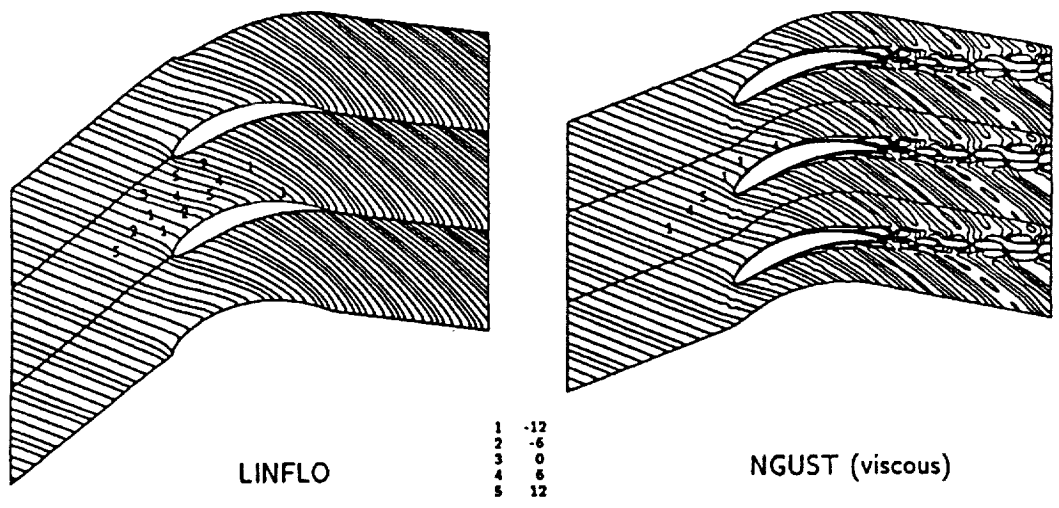
COMPRESSOR EXIT GUIDE VANE

Steady surface pressure coefficient



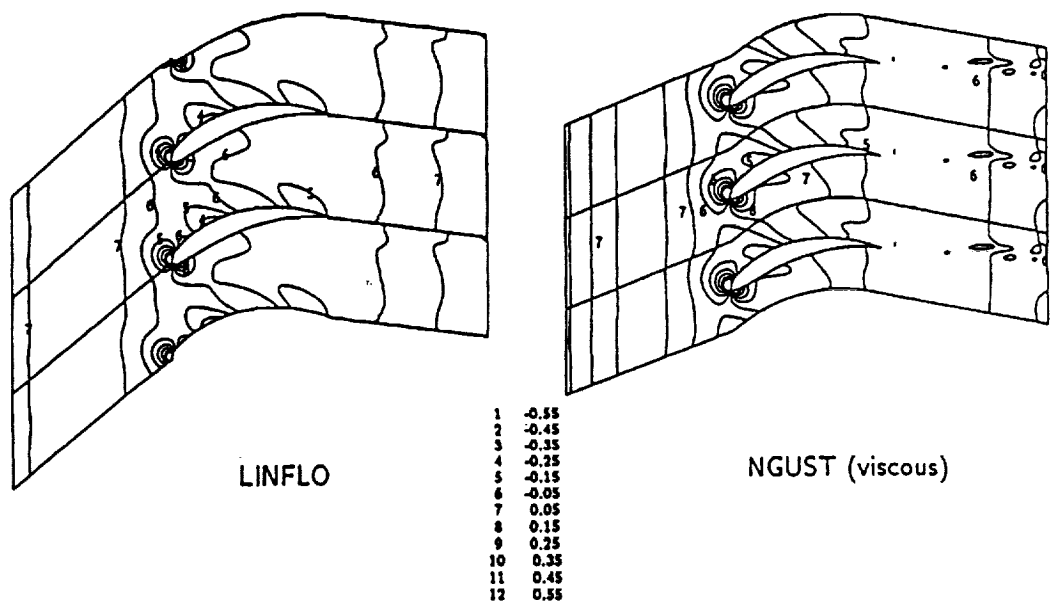
VORTICITY WAVE IN AN EGV CASCADE

Unsteady vorticity, $\vec{v}_{R,-\infty} = (0.05\bar{q}, 0)$, $\sigma = -2\pi$, $\omega = 10.0$



VORTICITY WAVE IN AN EGV CASCADE

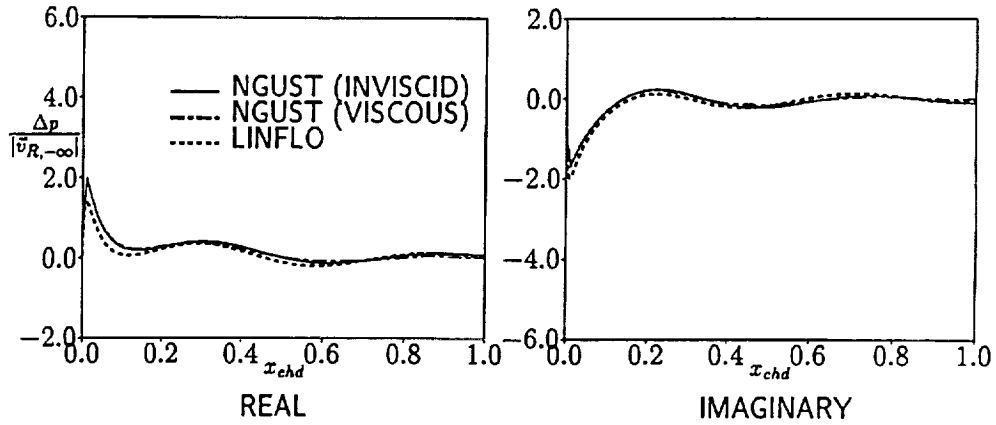
Unsteady pressure, $\vec{v}_{R,-\infty} = (0.05\bar{q}, 0)$, $\sigma = -2\pi$, $\omega = 10.0$



VORTICITY WAVE IN AN EGV CASCADE

FIRST HARMONIC UNSTEADY PRESSURE DIFFERENCE

$$\vec{v}_{R,-\infty} = (0.05\bar{q}, 0), \quad \sigma = -2\pi, \quad \omega = 10.0$$

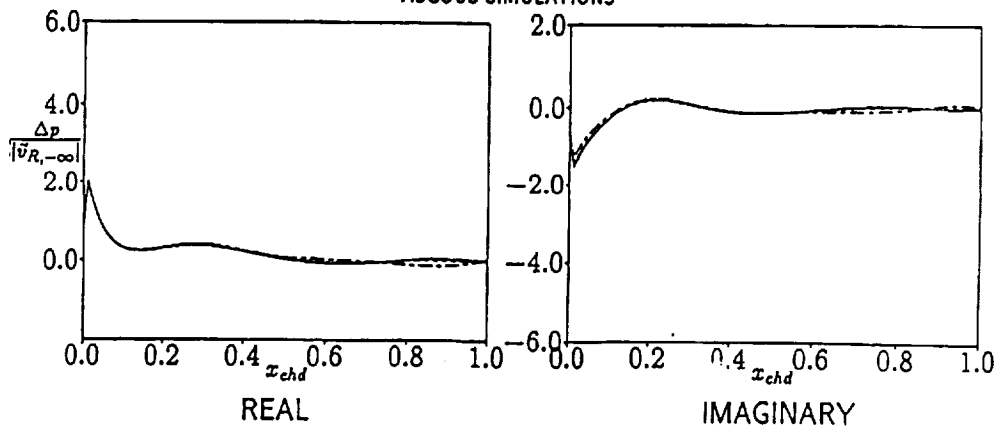


VORTICITY WAVE IN AN EGV CASCADE

FIRST HARMONIC UNSTEADY PRESSURE DIFFERENCE

$$\vec{v}_{R,-\infty} = (0.05\bar{q}, 0), \quad \sigma = -2\pi, \quad \omega = 10.0$$

——— $\vec{v}_{R,-\infty} = 0.05\bar{q}$
 - - - $\vec{v}_{R,-\infty} = 0.10\bar{q}$
 - - - $\vec{v}_{R,-\infty} = 0.25\bar{q}$
 - - - $\vec{v}_{R,-\infty} = 0.50\bar{q}$
 VISCOS SIMULATIONS



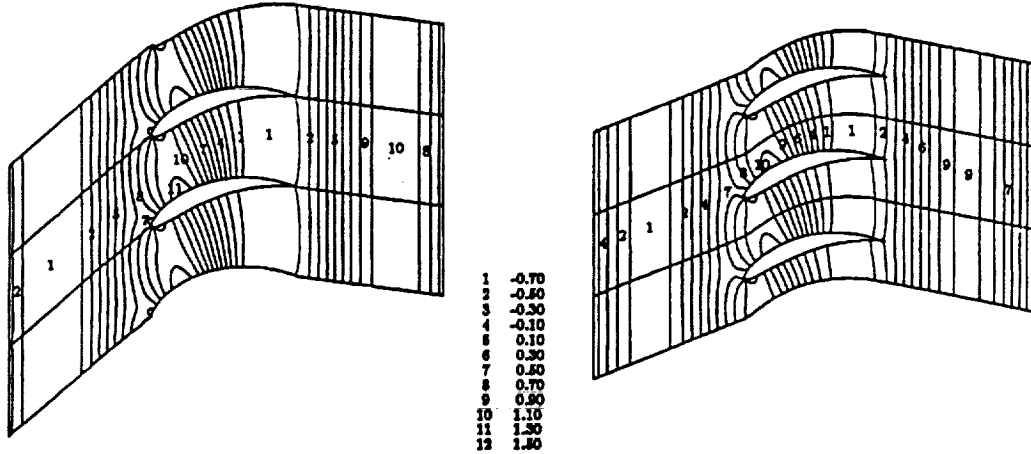
COMPRESSOR EXIT GUIDE VANE

Unsteady Pressure Response

$$p_{+\infty} = (0.04, 0), \omega = 10.0, \sigma = 0.0$$

Linearized Inviscid (LINFLO)

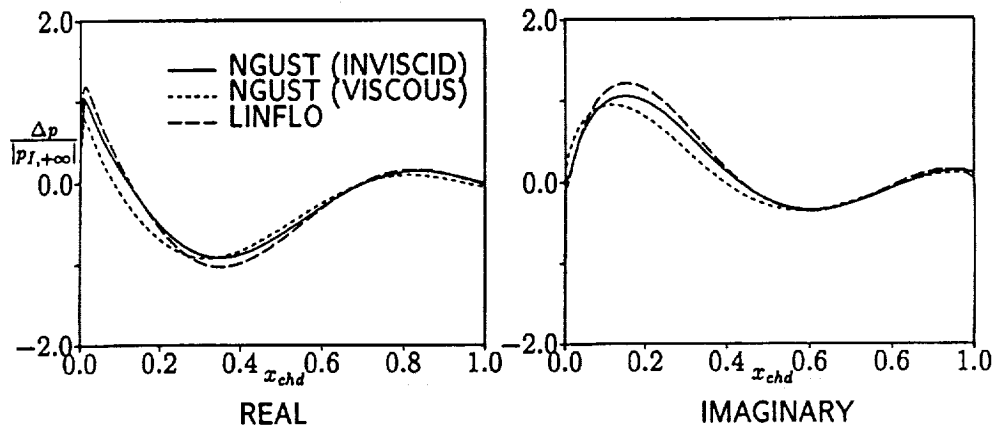
Navier-Stokes (NGUST)



EXIT ACOUSTIC WAVE IN AN EGV CASCADE

FIRST HARMONIC UNSTEADY PRESSURE DIFFERENCE

$$p_{I,+\infty} = (0.04P, 0), \sigma = 0, \omega = 10.0$$

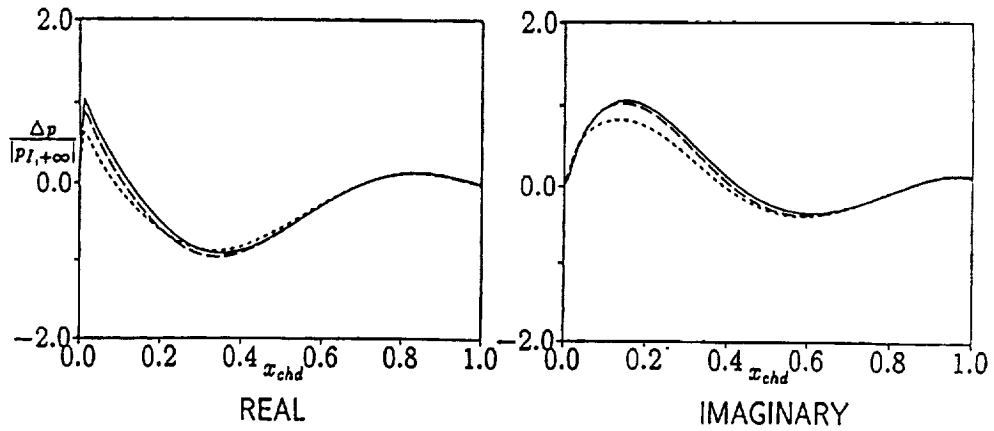


EXIT ACOUSTIC WAVE IN AN EGV CASCADE


FIRST HARMONIC UNSTEADY PRESSURE DIFFERENCE

$$p_{I,+∞} = (0.04\bar{P}, 0), \quad \sigma = 0, \quad \omega = 10.0$$

- $p_{I,+∞} = 0.04\bar{P}$
- - - $p_{I,+∞} = 0.12\bar{P}$
- · · $p_{I,+∞} = 0.20\bar{P}$



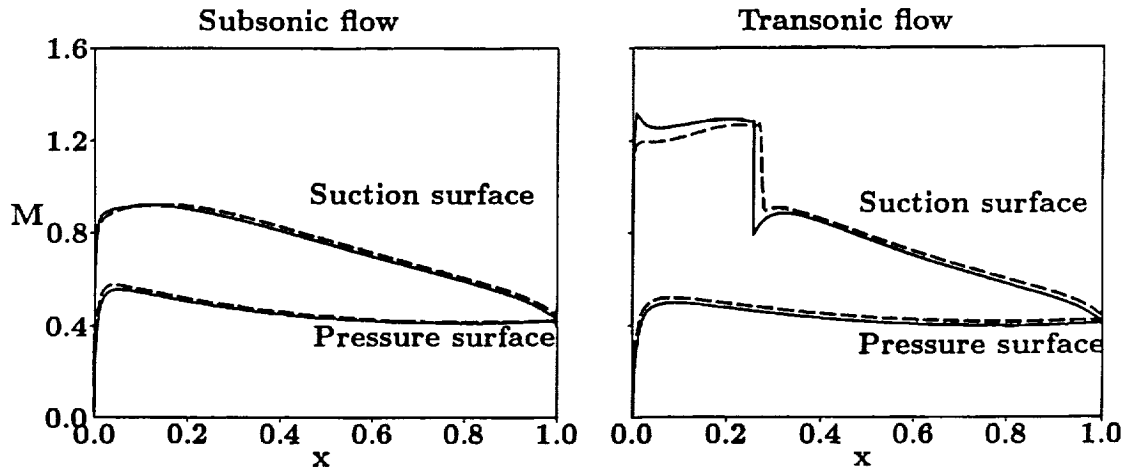
NACA 0006 CASCADE NPHASE Computational Grid



HIGH SPEED COMPRESSOR CASCADE

Surface Mach Number Distributions

— Potential, - - - Euler

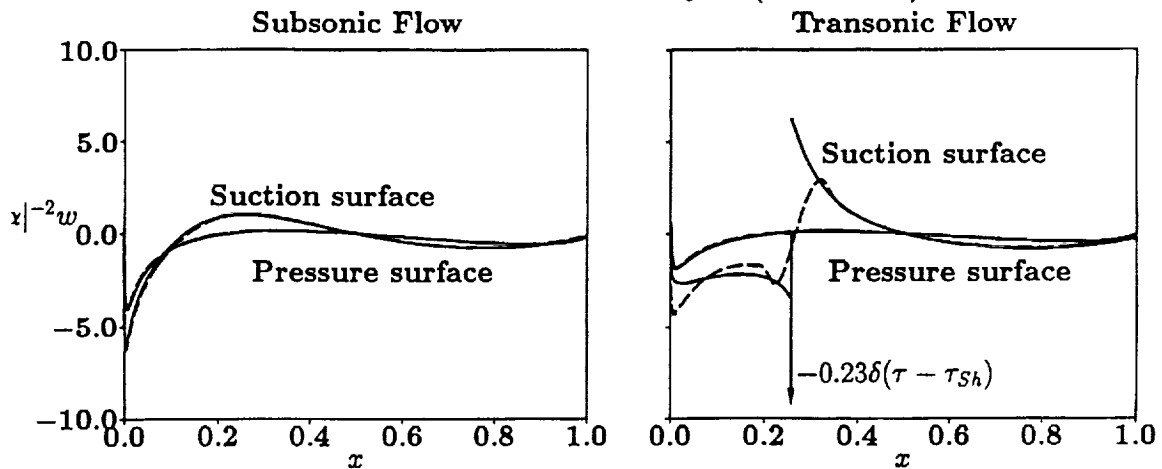


HIGH SPEED COMPRESSOR CASCADE

Pressure Displacement Function Distributions for
Torsional Blade Vibrations at $\alpha = 2 \text{ deg}$, $\omega = 1$

— Linearized Analysis (LINFLO)

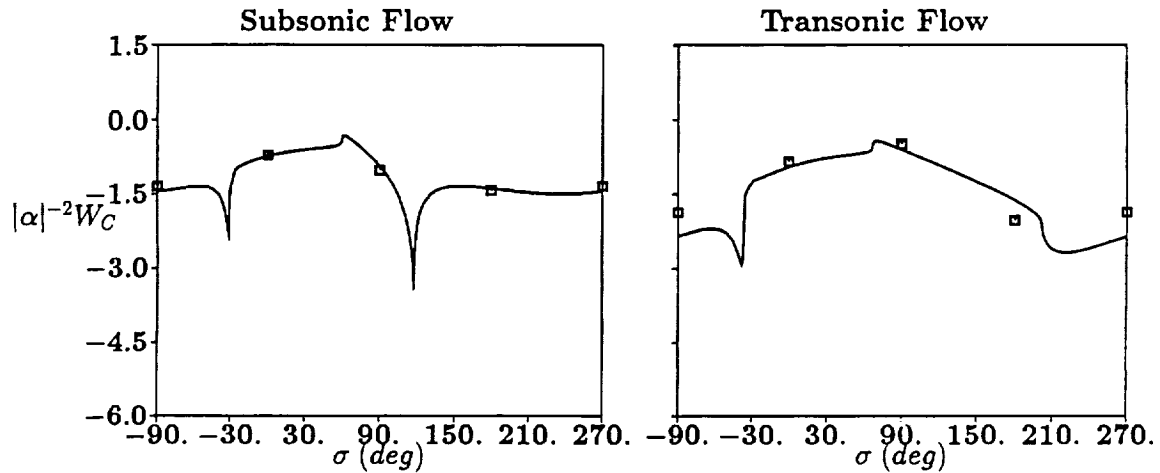
- - - Nonlinear Euler Analysis (NPHASE)



HIGH SPEED COMPRESSOR CASCADE

Work per Cycle versus Interblade Phase Angle for
Torsional Blade Vibrations at $\alpha = 2 \text{ deg}$, $\omega = 1$

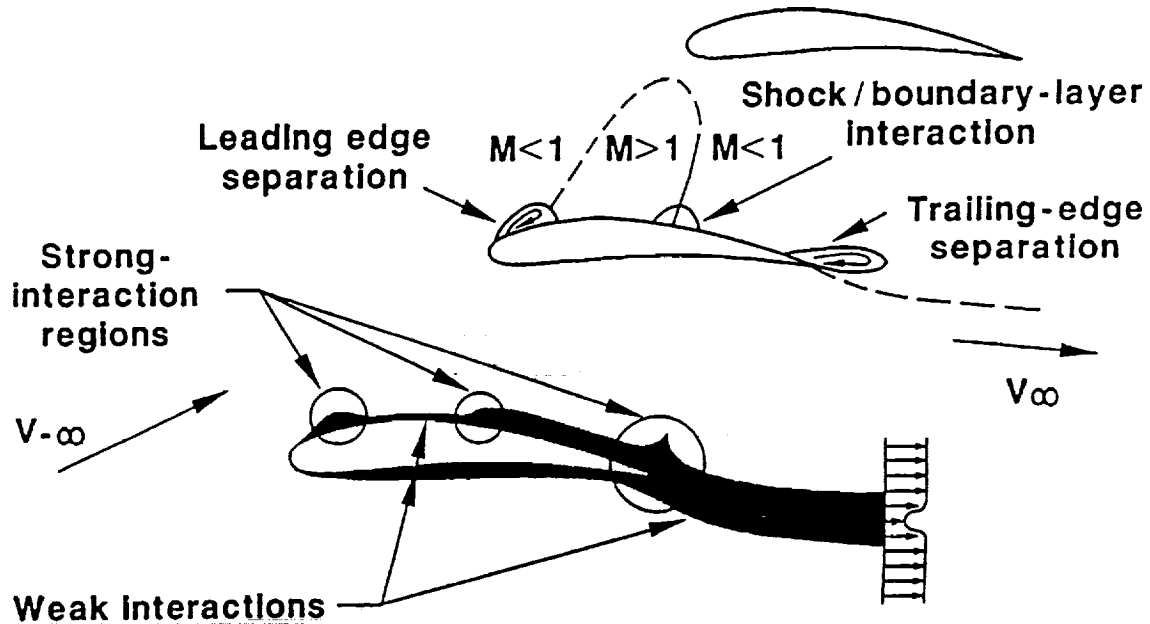
□ Linearized Analysis (LINFLO)
— Nonlinear Euler Analysis (NPHASE)



INVISCID/VISCID INTERACTION ANALYSES

- High Reynolds Number Flow
- Inviscid region: Euler or potential flow equations
 - Surface conditions modified to account for viscous displacement effects
- Viscous region: Prandtl's equations
 - Direct solution: $P \rightarrow \bar{\delta}$
 - Inverse solution: $\bar{\delta} \rightarrow P$
- Inviscid viscid interaction law
 - Weak interaction \Rightarrow sequential solution, pressure determined by inviscid flow
 - Strong interaction \Rightarrow simultaneous solution, pressure determined by inviscid and viscous flows

CASCADE FLOW WITH LOCAL REGIONS OF STRONG INTERACTION



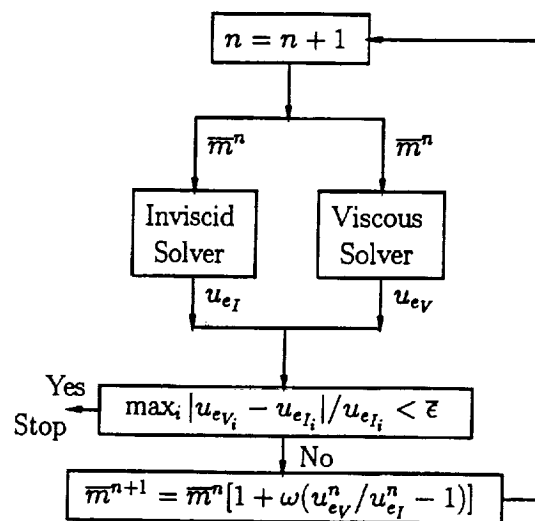
SFLOW-IVI: INVISCID REGION

- Field equation
 - $\bar{\rho} \nabla \Phi = 0$ or $A^2 \nabla^2 \Phi = \nabla \Phi \cdot \nabla (\nabla \Phi)^2 / 2$
- Surface b.c.'s account for viscous displacement effects; i.e.,
 - Blades: $\nabla \Phi \cdot \bar{n}|_s = \rho_e^{-1} d(\rho_e u_e \delta) / ds$
 - Wakes: $[\nabla \Phi] \cdot \bar{n}_+|_w = \rho_e^{-1} d(\rho_e u_e \delta_w) / ds$
- Inlet flow conditions prescribed
- Exit flow conditions determined by Kutta cond. & global mass conservation

SFLOW-IVI: VISCOUS REGION

- Classical Viscous-Layer Eqs. (Boundary layers & Wakes)
 - Weak interaction:
 - specify $du_e/ds \rightarrow \text{calc. } \delta^*$ (direct)
 - Strong interaction:
 - specify $\bar{m} = \rho_e u_e \delta^* \rightarrow \text{calc. } u_e$ (inverse)
- Turbulence and transition
 - Algebraic eddy-viscosity model
 - * Blade: Cebeci-Smith w/separation modification
 - * Wake: Chang, et al
 - Instantaneous transition
- Solutions in terms of Levy Lees variables

SFLOW-IVI: COUPLING PROCEDURE

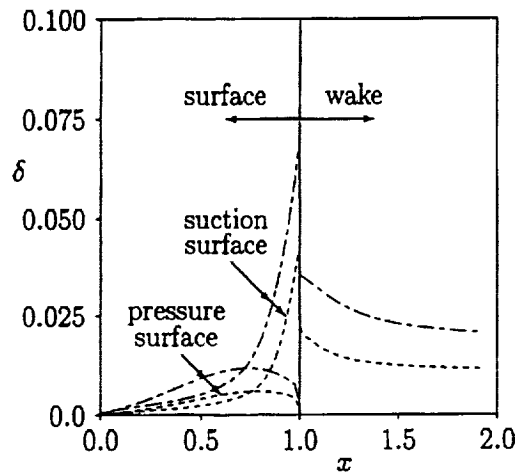
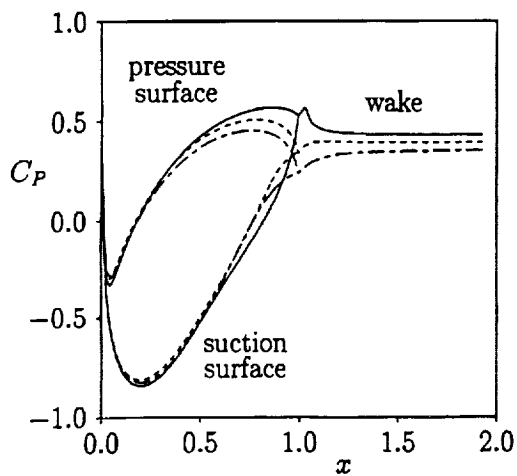


NUMERICAL RESULTS

- Two Cascade Configurations
 - Compressor exit guide vane (EGV)
 - High-speed compressor cascade
- Effect of Varying Re
- Comparison with Navier-Stokes solutions
- Incidence Angle Study (EGV)

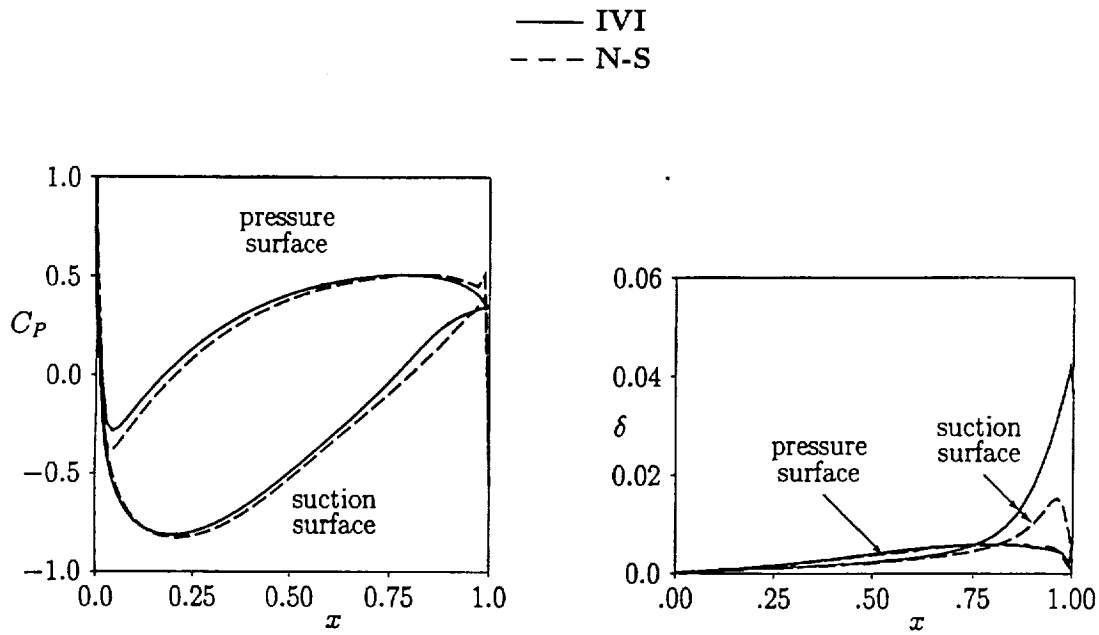
COMPRESSOR EXIT GUIDE VANE

Effect of Varying Re :
- - - $Re = 10^5$
- - - - $Re = 10^6$
— Inviscid



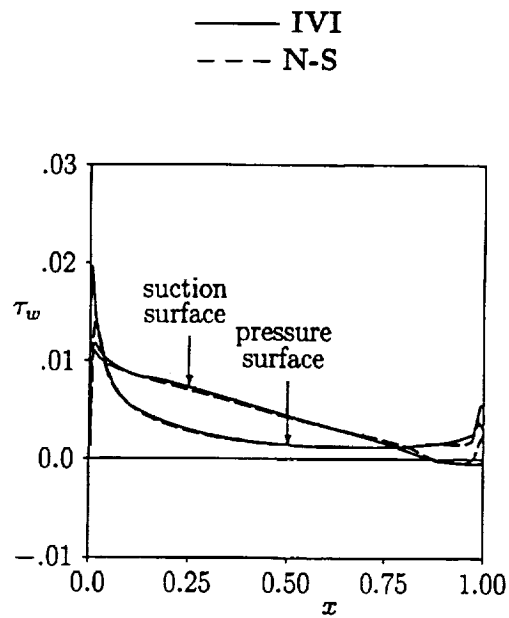
COMPRESSOR EXIT GUIDE VANE

Comparison with Navier-Stokes Solution: $Re = 10^6$



COMPRESSOR EXIT GUIDE VANE

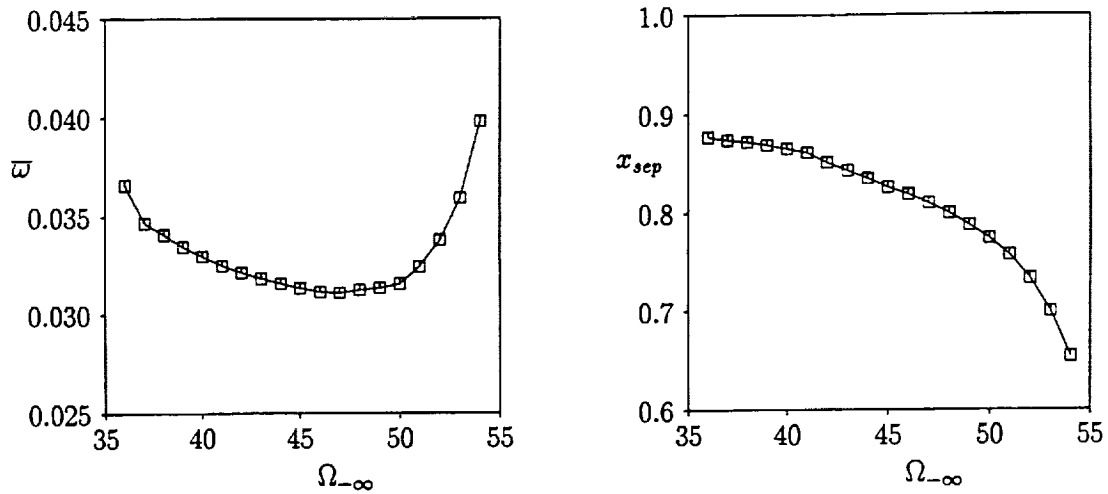
Comparison with Navier-Stokes Solution: $Re = 10^6$



COMPRESSOR EXIT GUIDE VANE

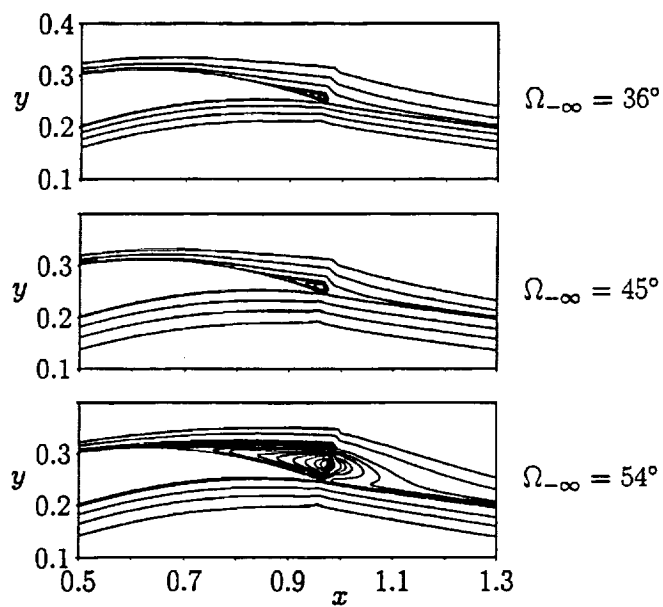
Loss Parameter, $\bar{\omega}$, & separation point location,
 x_{sep} , versus Inlet Flow Angle:

$$Re = 10^6, M_{-\infty} = 0.3$$



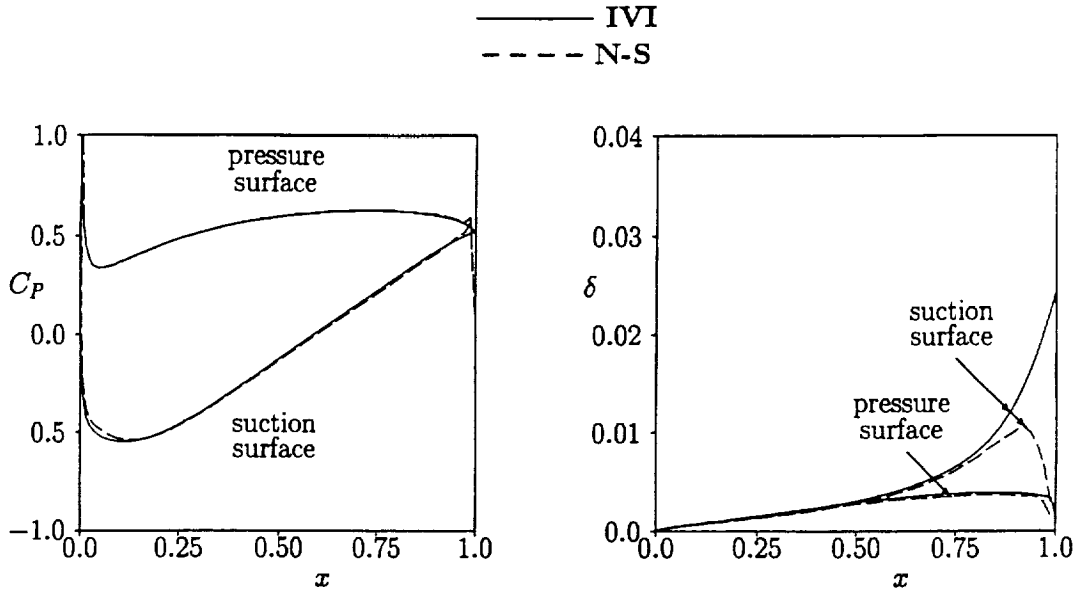
COMPRESSOR EXIT GUIDE VANE

Streamlines in Trailing-Edge Region: $Re = 10^6$



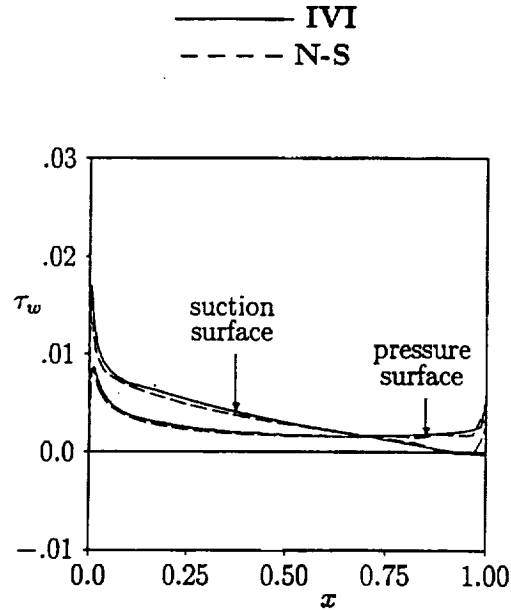
HIGH SPEED COMPRESSOR CASCADE

Comparison with Navier-Stokes Solution: $Re = 10^6$



HIGH SPEED COMPRESSOR CASCADE

Comparison with Navier-Stokes Solution: $Re = 10^6$



GOAL: UNSTEADY IVI ANALYSIS FOR AEROELASTIC APPLICATIONS

- High Re unsteady cascade flows
- Inviscid region
 - Nonlinear steady (SFLOW) $\Rightarrow \Phi$
 - Linearized unsteady (LINFLO) $\Rightarrow s, v_R, \phi$
note: $\vec{V} = \nabla\Phi + Re\{[\nabla(\phi + \phi^*) + v_R] \exp(i\omega t)\}$
 - Surface conditions
 - * Blades: $(\vec{V} - \vec{\mathcal{R}}) \cdot \mathbf{n} = f_B\{\bar{\delta}\}$
 - * Wakes: $[\vec{V}] \cdot \mathbf{n} = f_W\{\bar{\delta}\}$
- Viscous region
 - Unsteady viscous layer analysis UNSVIS
 - UNSVIS is a direct, time marching solution procedure
- Inviscid/viscid coupling
 - Procedure must be developed for unsteady flows
- Issues
 - Must modify UNSVIS to deal with moving blades
 - Matching of inviscid and viscid solutions for s and v_R excitations
 - Need inverse unsteady viscous layer calculation
 - Inviscid/viscid coupling \Rightarrow long computer run times; unless
 - * $\bar{\delta} \approx \bar{\delta} + \delta \exp(i\omega t)$, i.e., linearization, or
 - * Integral boundary layer calculation

INTERMEDIATE STEP: COUPLED SFLOW-IVI/LINFLO

- **Effects of strong steady interactions on unsteady pressure response**
- **Assumptions**
 - $\bar{\bar{\delta}}(\mathbf{x}, t) = \bar{\delta}(\mathbf{x}) + \tilde{\delta}(\mathbf{x}, t)$
 - Strong steady inviscid/viscid interaction
 - Weak unsteady interaction
- **SFLOW-IVI will provide steady background flow information for LINFLO calculation**
 - Unsteady surface pressure determined by linearized inviscid calculation
 - Unsteady viscous layer determined by direct solution procedure

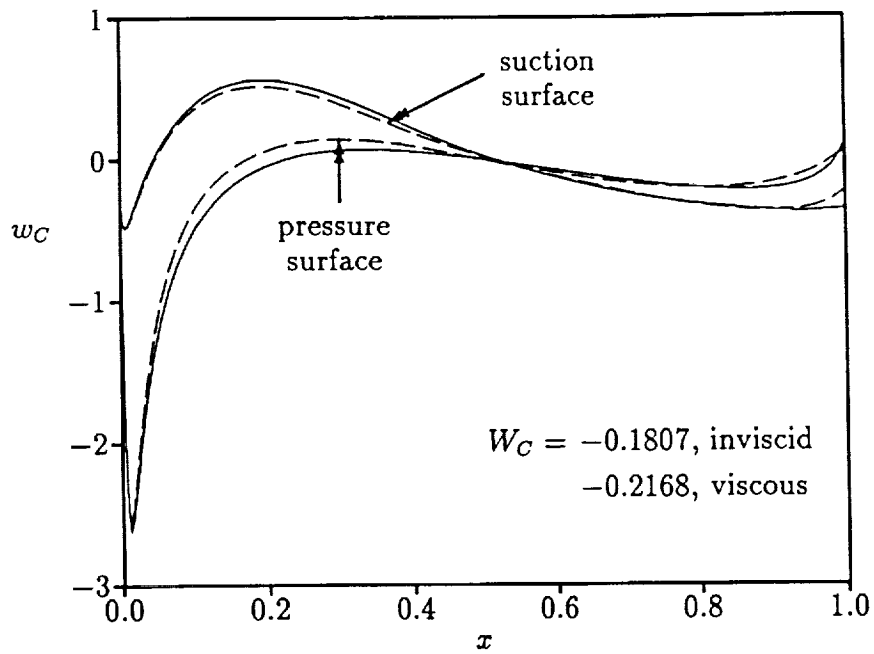


Figure 1: LINFLO results for EGV cascade undergoing torsional vibration ($\alpha = (1, 0)$, $\sigma = 0$ deg, $\omega = 1$); $\Omega_{-\infty} = 40$ deg, $M_{-\infty} = 0.30$: (---) inviscid; (—) viscous, $Re = 10^6$.

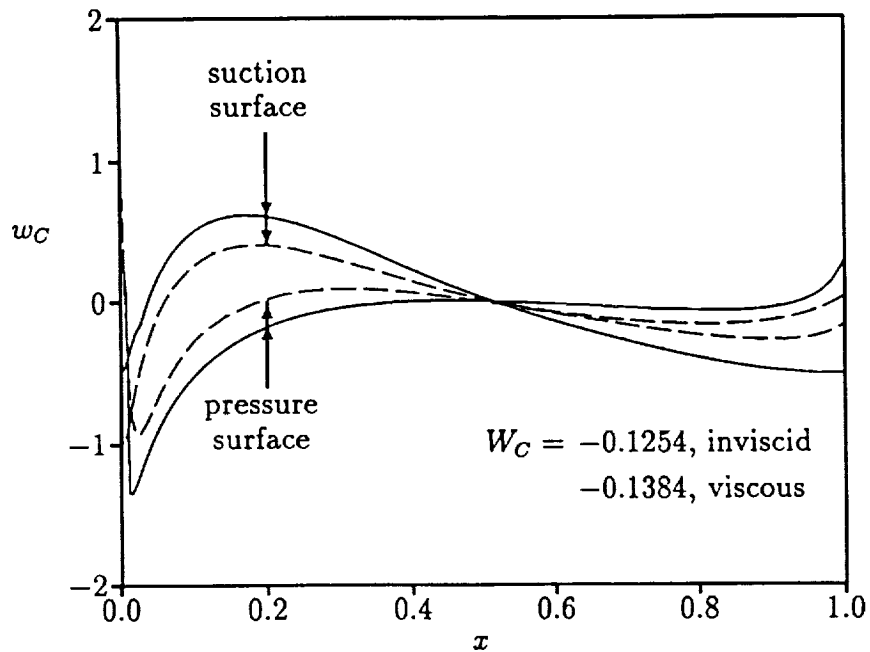


Figure 2: LINFLO results for EGV cascade undergoing torsional vibration ($\alpha = (1, 0)$, $\sigma = 0$ deg, $\omega = 1$); $\Omega_{-\infty} = 54$ deg, $M_{-\infty} = 0.30$: (---) inviscid; (—) viscous, $Re = 10^6$.

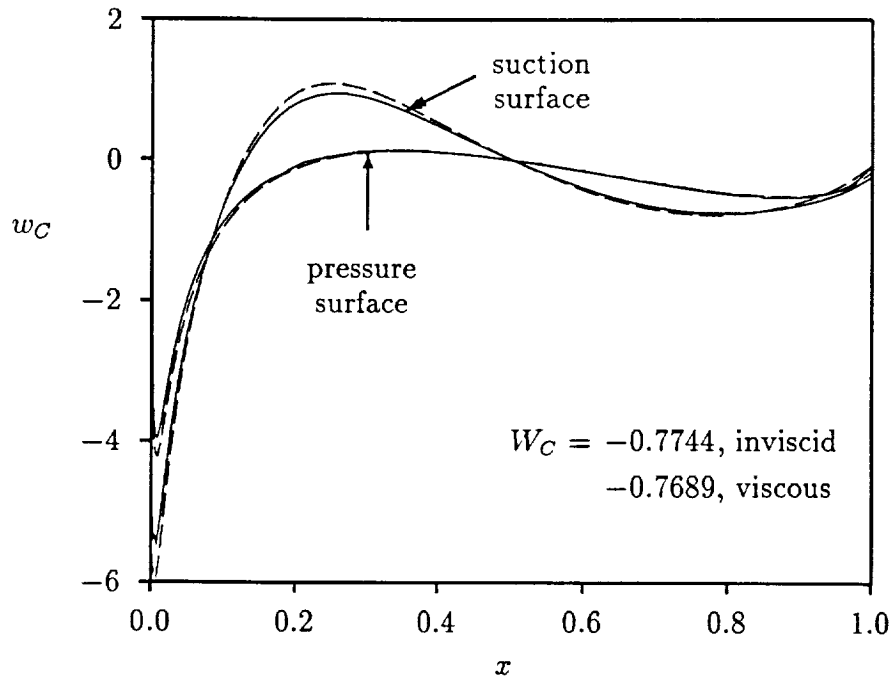


Figure 1: LINFLO results for HSC cascade undergoing torsional vibration [$\alpha = (1, 0)$, $\sigma = 0$ deg, $\omega = 1$]; $\Omega_{-\infty} = 55$ deg, $M_{-\infty} = 0.70$: (— — —) inviscid; (—) viscous, $Re = 10^6$.

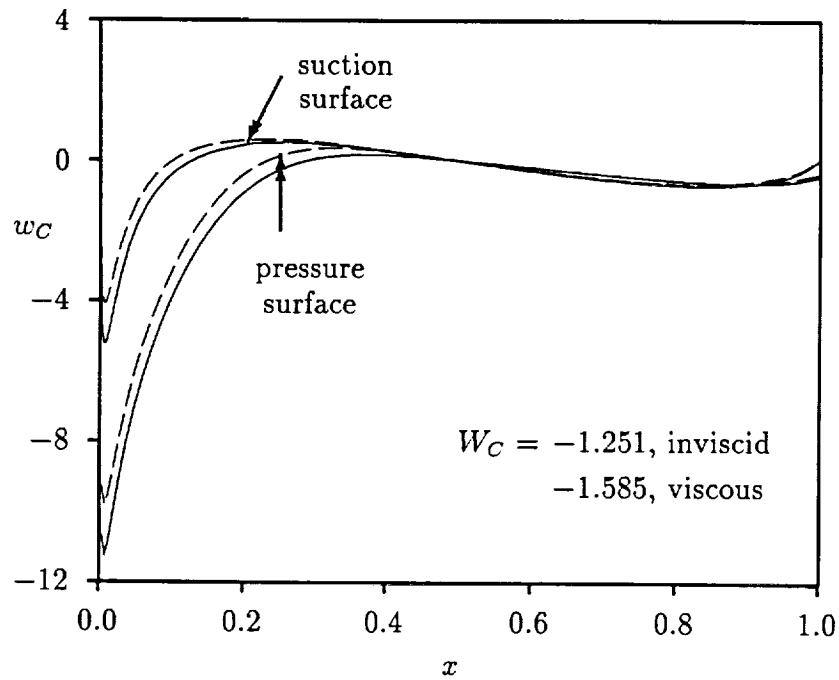


Figure 2: LINFLO results for HSC cascade undergoing torsional vibration [$\alpha = (1, 0)$, $\sigma = 180$ deg, $\omega = 1$]; $\Omega_{-\infty} = 55$ deg, $M_{-\infty} = 0.70$: (— — —) inviscid; (—) viscous, $Re = 10^6$.

CONCLUDING REMARKS

- **Linearized unsteady aerodynamic analysis: LINFLO**
 - Realistic 2D flow configurations
 - Arbitrary modes and frequencies of excitation
 - Efficient prediction of unsteady pressure response
- **Steady inviscid/viscid interaction analysis: SFLOW-IVI**
 - 2D cascade flows
 - Local strong inviscid/viscid interactions
 - Efficient: CPU < 5 min
 - Robust: wide range of operating conditions
- **Future work**
 - Transonic/supersonic gust response analysis
 - SFLOW-IVI/LINFLO coupling
 - Unsteady IVI analysis