

1995121477

SECOND-ORDER CLOSURES FOR COMPRESSIBLE TURBULENCE

J.L. Lumley, S. Savarese, and C.C. Volte  
Mechanical and Aerospace Engineering Department  
Cornell University  
Ithaca, New York

**N95-27898**

**OUTLINE**

- **I. Project Description**
- **II. Turbulence Modeling**
- **III. Computational Engine / Results**

**FUTURE WORK**

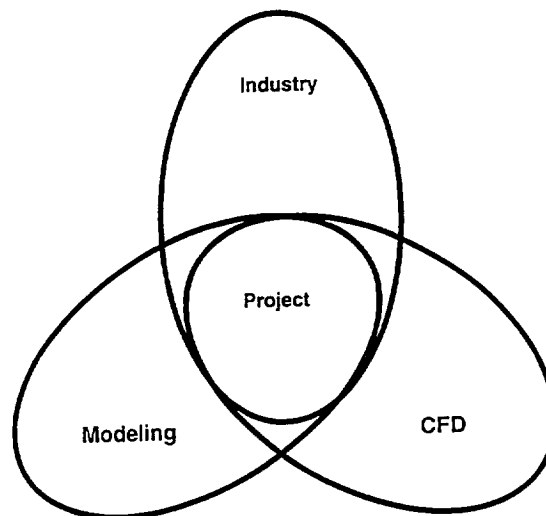
**I. PROJECT DESCRIPTION**

1. Flows of Interest
2. Motivation
3. Method



Schlieren photograph of a shock-wave turbulent boundary-layer interaction  
 $M=0.90$   $Re=1,750,000$  [Liepmann]

## I.2.MOTIVATION

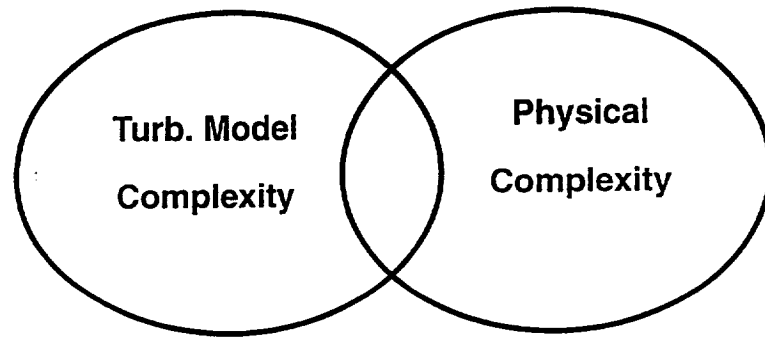


- Physics
  - Boundary Layer Separation & Wall Heat Transfer
  - Spreading rate
  
- Modeling
  - Account for Compressibility Effects on Turbulence
  
- Numerics
  - Compare 1-point Closures on Identical Solver

### I.3. METHOD

- 1-Point Closures: from EVM to Second-Order Closures
  
- Dynamical Compressibility Effects
  
- 3D / Finite Volume Approach

## II. TURBULENCE MODELING



1. Closure Levels
2. Compressibility Effects
3. Shock Wave Interactions

## II.1. Closure Levels

1. EVM Mixing-Length  
(Baldwin-Lomax)
2. EVM Multi-Equation  
( $k$ - $\epsilon$ - $S$ )
3. Second-Order Closure  
(Shih and Lumley)

## II.2. Compressibility Effects

1. New Physics & Averaging
2. Models

### II.2.1. New Physics (Turbulent Kinetic Energy Sink)

$$- \langle \tau_{ij} u_{i,j} \rangle = \Pi_d - \varepsilon_d - \varepsilon_s$$

- $\varepsilon_d = (\mu_B + \frac{4}{3}\mu) \langle d^2 \rangle$
- $\Pi_d = \langle pd \rangle$

### II.2.3. Turbulence Modeling (Zeman, Sarkar et al., Yoshizawa)

- dilatation dissipation:

$$\varepsilon_d = (\mu_B + \frac{4}{3}\mu) \langle d^2 \rangle$$

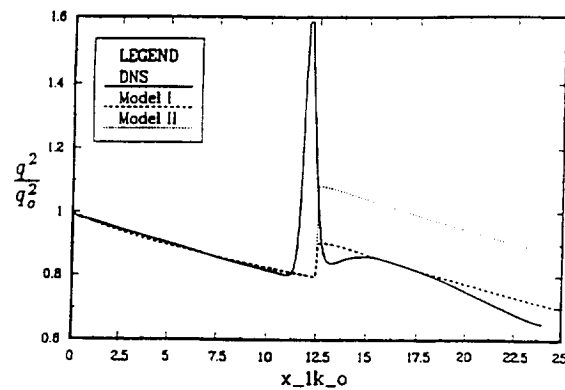
– Sarkar et al. (asymptotic analysis)

– Zeman  
(Shocklet model)

- pressure-dilatation correlation:

$$\Pi_d = \langle pd \rangle$$

- Zeman (acoustic model):
- Sarkar et al.  
(DNS & asymptotic analysis)



## II.3. Shock Wave Interactions

1. Experimental Observations
2. Physics
3. Modeling

### II.3.1. Experimental Results

- Oscillation increases with Shock Strength (Dolling)
- Oscillation increases with Separation Region
- Normal Stresses Preferentially Amplified (Délery et al.)



### II.3.2. Physics

Oscillation Caused by (?):

- "Breathing" of Separation Region
- Vortex Bursting  
in Incoming Boundary Layer  
(Dolling)

### II.3.3. Shock Oscillation Modeling

- Parametrized Source Terms  
in Normal RS Evolution Equation  
(gradient activated)
- Separation region Extend

### III. COMPUTATIONAL ENGINE

1. Numerical Method
2. Turbulence Models
3. Validation Procedure / Results

#### III.1. Numerical Method

<b>Initial Code: flo103</b> <b>(A. Jameson L. Martinelli,</b> <b>Princeton)</b>	<b>Current Code: cyste</b> <b>(D. Caughey)</b>	<b>Future</b>
<b>1. Geometry</b> C-mesh 2D	<b>1. Geometry</b> O- R-meshes (EAGLEView MSU)	<b>1. Geometry</b> 3D
<b>2. PDE Solver</b> spatial discretization: FV time integration: RK	<b>2. PDE Solver</b> variable number of PDE's consistent gradient comp.	<b>2. Turbulence Models</b> SOC
<b>3. Convergence Acceleration:</b> variable time step residual smoothing artificial dissipation multigrid preconditioning	<b>3. Convergence Acceleration</b> Enhanced multigrid sequencing	
<b>4. I/O</b> PLOT3D format	<b>4. I/O</b> Restart option Post-processing (DX, Tecplot,...) convergence histories	
<b>5. Turbulence Models</b> Baldwin-Lomax	<b>5. Turbulence Models</b> k-epsilon (-S)	
	<b>6. Software Engineering</b> Dynamical mem. allocation (C) Vectorized data structure Unix Integration	

### III.2. Turbulence Models:

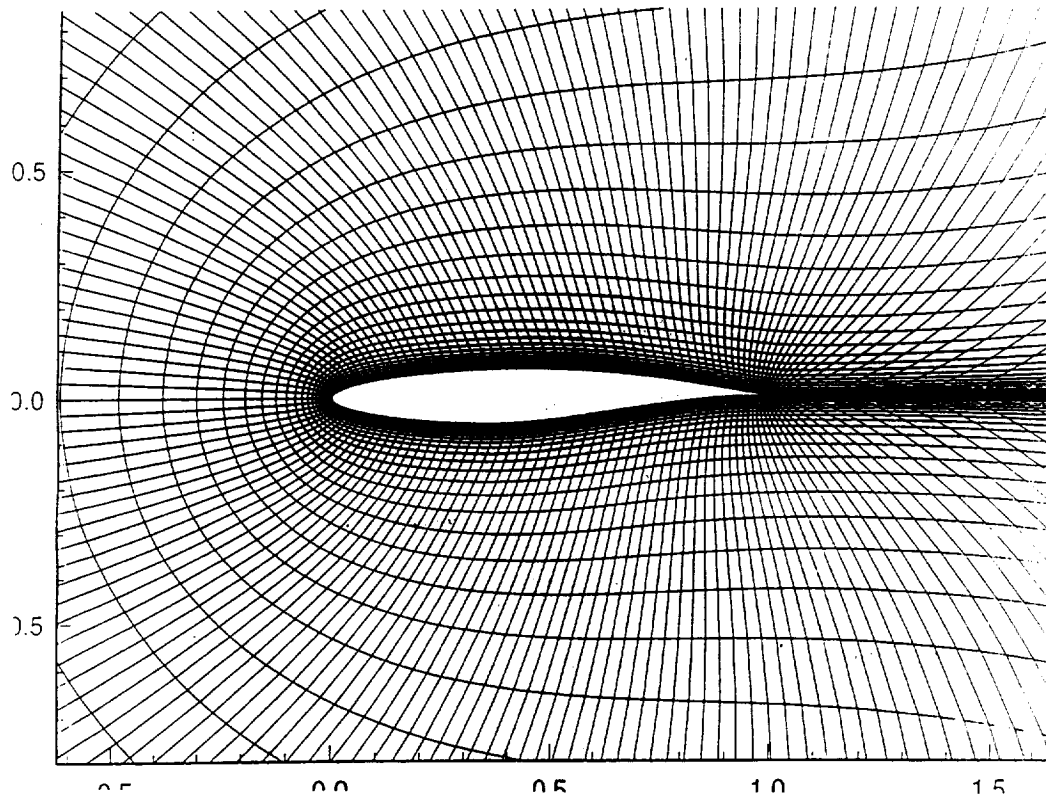
Incompressible / Compressible: an additive approach

- Baldwin-Lomax
- k-Epsilon / k-Epsilon-S: B.C's
- Second-Order Closures

Boundary Conditions: Wall-Functions

### III.3. Validation Procedure / Results

- Calibration against simple well-documented flows (flat plate, jet )
- Results and Comparison of models



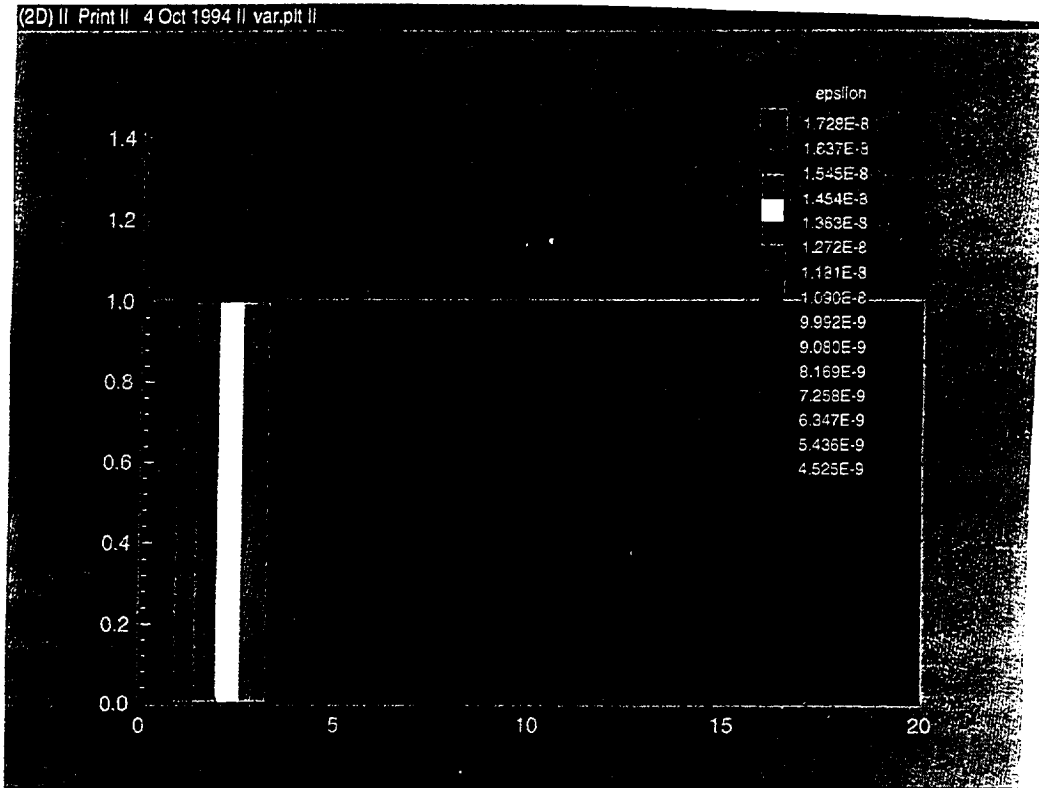
### FUTURE WORK

- Numerics

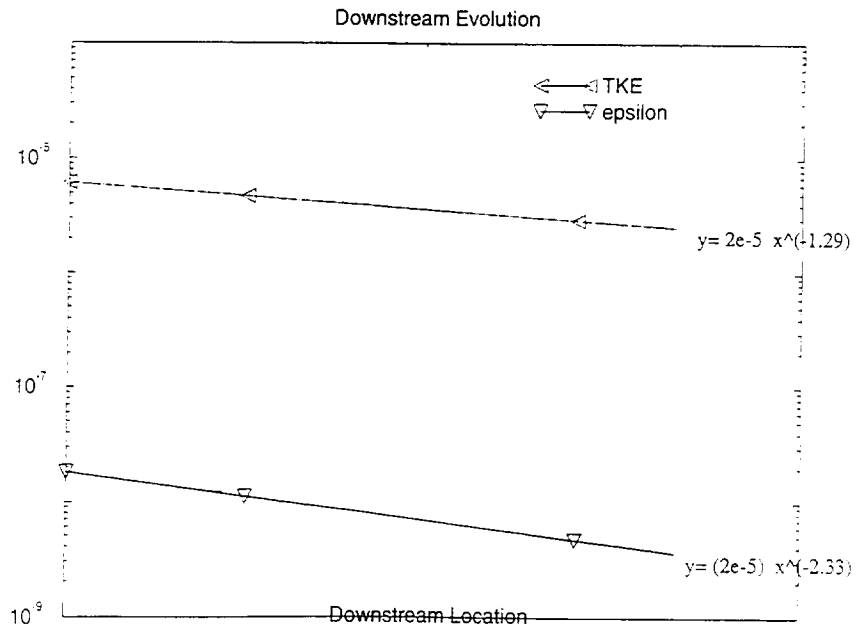
- 2D  $\Rightarrow$  3D
- More Complex Wall Functions
- Realizability Conditions (SOC)

- Modeling

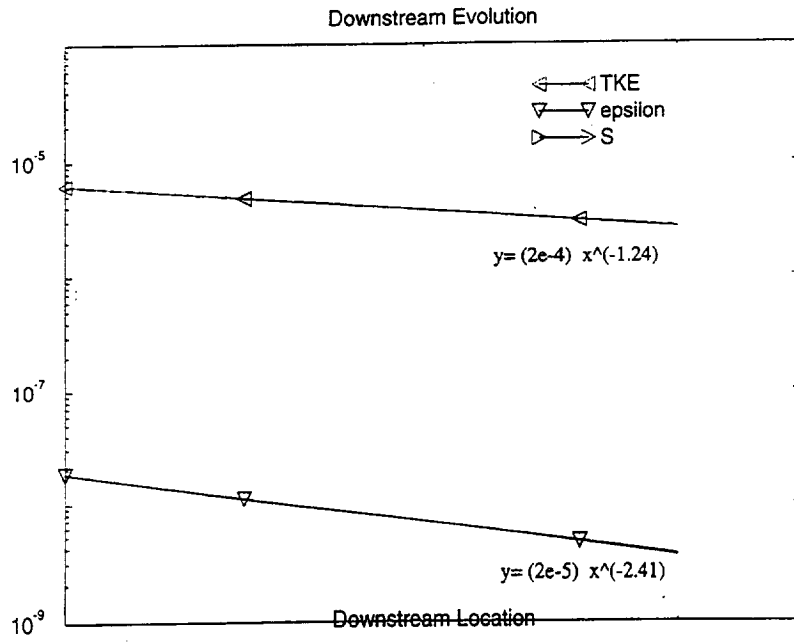
- Refinement of Existing Models ( $\epsilon_d$ ,  $\langle pd \rangle$ )
- Shock Oscillation Model



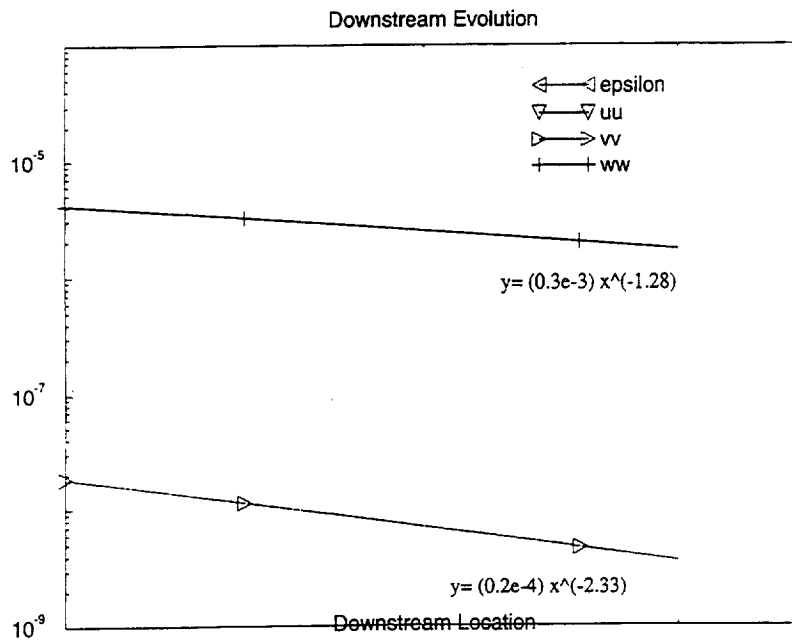
Homogeneous Turbulence (R) / k-eps / Mach=0.045 Re=24357



Homogeneous Turbulence (R) / k-eps-S / Mach=0.045 Re=24357



Homogeneous Turbulence (R) / RSC / Mach=0.5



ORIGINAL PAGE IS  
OF POOR QUALITY

