

NASA Contractor Report 201692



025825
10-17


Analysis of Discontinuities in a Rectangular Waveguide Using Dyadic Green's Function Approach in Conjunction With Method of Moments

M. D. Deshpande
ViGYAN, Inc., Hampton, Virginia

Contract NAS1-19341

April 1997

National Aeronautics and
Space Administration
Langley Research Center
Hampton, Virginia 23681-0001



Contents

| | |
|--------------------------------------------------------------------------------------|----|
| List of Figures | 2 |
| List of Symbols | 2 |
| Abstract | 4 |
| 1. Introduction | 4 |
| 2. Theory | 6 |
| Dyadic Green's function for an electric current source in a rectangular waveguide | 6 |
| (a) Solution of inhomogeneous Helmholtz equation | 6 |
| (b) Electromagnetic field due to transverse currents | 10 |
| (c) Electromagnetic field due to longitudinal current | 12 |
| (d) Dyadic Green's function for electric field | 15 |
| 3. Application | 17 |
| Analysis of cylindrical post in a rectangular waveguide | 17 |
| 2. Numerical Results | 19 |
| 3. Conclusion | 19 |
| References | 20 |

List of Figures

| | | |
|----------|-----------------------------------------------------------------------------------------------------------------|----|
| Figure 1 | Electric current source in a rectangular waveguide | 21 |
| Figure 2 | Rectangular waveguide with a cylindrical post located at $x = \frac{a}{2}$, $z = -z_1$ and parallel to y-axis | 22 |
| Figure 3 | Reflection coefficient of a y-directed post in a rectangular waveguide as a function of frequency | 23 |
| Figure 4 | Transmission coefficient of a y-directed cylindrical post in a rectangular waveguide as a function of frequency | 24 |

List of Symbols

| | |
|--------------------------------------------------|----------------------------------------------------------------------|
| a,b | x-, y-dimensions of rectangular waveguide |
| \vec{A} | magnetic vector potential |
| A_x, A_y, A_z | x-, y-, and z-components of \vec{A} , respectively |
| \vec{E} | Electric field inside rectangular waveguide |
| \vec{E}_s | scattered electric field |
| E_x, E_y, E_z | x-, y-, and z-components of \vec{E} , respectively |
| \vec{E}_i | incident electric field vector |
| f | frequency in cycles per second |
| \bar{G} | dyadic Green's function for magnetic potential |
| \bar{G}_e | dyadic Green's function of electric-type |
| \bar{G}_{e0} | dyadic Green's function of electric-type for source free region |
| G_{xx}, G_{yy}, G_{zz} | xx-, yy-, and zz-components of \vec{G} |
| g_{xx}, g_{yy}, g_{zz} | functions associated with G_{xx}, G_{yy}, G_{zz} , respectively |
| $\tilde{g}_{xx}, \tilde{g}_{yy}, \tilde{g}_{zz}$ | Fourier transforms of g_{xx}, g_{yy}, g_{zz} , respectively |
| \vec{H} | Magnetic field inside rectangular waveguide |
| H_x, H_y, H_z | x-, y-, and z- components of magnetic field \vec{H} , respectively |

| | |
|-------------------------------|---------------------------------------------------------------------------|
| \bar{I} | unit impulse current source |
| I_0 | amplitude of current \vec{J} |
| \vec{J} | Electric current source |
| \vec{J}_T | test surface current density |
| J_z | z-component of \vec{J} |
| j | $= \sqrt{-1}$ |
| k_0 | free-space wave number |
| k | $= k_0 \sqrt{\epsilon_r \mu_r}$ |
| k_z | propagation constants along z-direction inside rectangular waveguide |
| k_I | propagation constant along z-direction |
| m, n | integer associated with waveguide modes |
| T | transmission coefficient |
| V_y | reaction of test surface current density with the incident electric field |
| x, y, z | coordinates of field point in cartesian coordinate system |
| x', y', z' | coordinates of source point in cartesian coordinate system |
| x'', y'', z'' | dummy variables of integration |
| $\hat{x}, \hat{y}, \hat{z}$ | unit vector along the x-, y-, and z-axis, respectively |
| Z_{yy} | self impedance of the y-directed post current |
| Γ | reflection coefficient |
| ∇ | gradient operator |
| $\delta(\cdot)$ | delta function |
| ϵ_0, μ_0 | permittivity and permeability of free-space |
| ϵ_m and ϵ_n | Neumann's numbers |
| η_0 | free-space impedance |
| φ | variable of integration |
| ω | angular frequency equal to $2\pi f$ |
| FEM | finite element method |
| EM | electromagnetic |
| EFIE | electric field integral equation |
| MoM | method of moment |

Abstract

The dyadic Green's function for an electric current source placed in a rectangular waveguide is derived using a magnetic vector potential approach. A complete solution for the electric and magnetic fields including the source location is obtained by simple differentiation of the vector potential around the source location. The simple differentiation approach which gives electric and magnetic fields identical to an earlier derivation is overlooked by the earlier workers in the derivation of the dyadic Green's function particularly around the source location. Numerical results obtained using the Green's function approach are compared with the results obtained using the Finite Element Method(FEM).

I. Introduction

Analysis and design of dipole, monopole, or aperture radiator to excite high intensity electromagnetic (EM) fields inside a reverberation chamber can be done using an integral equation approach. The EM fields inside a reverberation chamber due to a radiator can be determined by weighting an appropriate dyadic Green's function with an assumed antenna current. The Electric Field Integral Equation (EFIE) is then set up by forcing the total tangential electric field on the antenna surface to be zero. Using the Method of Moments (MoM), EFIE is then reduced to a matrix equation which can be solved for the antenna current. From the current, the EM field radiated by the antenna inside a reverberation chamber is determined. Also the input impedance of the antenna as a function of its location and frequency can be determined. This work is divided into two parts. In the first part we derive the appropriate dyadic Green's function for an electric current source located inside a rectangular waveguide and cavity. Detailed steps involved in this derivation are reported in this document. The second part of this work, which will be reported in subsequent documents, consists of an application of the dyadic Green's

function to analyze a dipole antenna placed in a reverberation chamber.

Knowledge of a dyadic Green's function for cylindrical waveguides and cavities is essential for analyzing and designing antennas and arbitrarily shaped objects placed inside a cylindrical waveguide and cavity [1,2]. A detailed derivation of a dyadic Green's function for the rectangular waveguide was presented by Tai [3]. In deriving these dyadic Green's function valid for both source and source free regions, an additional term must be added to the classical representation of the field expressions [4]. To include the additional term in the classical representation, Tai [5] has presented an approach based upon the use of eigenvector functions. In [6], an electric-type dyadic Green's function is obtained through a magnetic-type dyadic Green's function obtained using the theory of distributions.

The purpose of this communication is to present a simple method using the vector potential approach to determine the dyadic Green's function valid in the entire region of a cylindrical waveguide. For an arbitrarily oriented electric current source in a rectangular waveguide, expressions for the magnetic vector potential are obtained by solving the inhomogeneous Helmholtz equation. The electric fields and hence the dyadic Green's function of the electric-type is then obtained by taking the derivatives of the magnetic vector potential. In the process of finding the electric field, if the derivatives of the vector potential are carefully defined, the additional term discussed in [4-6] automatically follows. Reflection and transmission coefficients due to a y-directed cylindrical post placed in a rectangular waveguide and excited by a dominant mode are derived and numerical results are compared with the results obtained by the Finite Element Method [7].

II. Theory

Dyadic Green's Function for an Electric Current Source in a Rectangular Waveguide

(a) Solution of Inhomogeneous Helmholtz Equation:

Consider an infinite rectangular waveguide with electric current source \vec{J} as shown in figure 1. The electromagnetic fields inside the waveguide due to \vec{J} can be determined from

$$\vec{H}(x, y, z) = \frac{1}{\mu_0} \nabla \times \vec{A} \quad (1)$$

$$\vec{E}(x, y, z) = \frac{-j\omega}{k_0^2} \left[k_0^2 \vec{A} + \nabla (\nabla \cdot \vec{A}) \right] \quad (2)$$

where the assumed time variation $e^{j\omega t}$ has been suppressed. The magnetic vector potential

$\vec{A}(x, y, z)$ appearing in (1) and (2) satisfies the inhomogeneous wave equation

$$\nabla^2 \vec{A}(x, y, z) + k_0^2 \vec{A}(x, y, z) = -\mu_0 \vec{J}(x', y', z') \quad (3)$$

If $\vec{G}(x, y, z, x', y', z')$ is the dyadic Green's function for the rectangular waveguide for a unit impulse current source $I(x', y', z')$ inside the waveguide, then the magnetic vector potential

$\vec{A}(x, y, z)$ can be written in the form

$$\vec{A}(x, y, z) = \int \int \int_{Source} \vec{G}(x, y, z, x', y', z') \cdot \vec{J}(x', y', z') dx' dy' dz' \quad (4)$$

Substituting (4) in (3) we get

$$\nabla^2 \vec{G}(\cdot) + k_0^2 \vec{G}(\cdot) = -\mu_0 I \delta(x-x') \delta(y-y') \delta(z-z') \quad (5)$$

where I is an unit dyadic, defined as $I = \hat{x}\hat{x} + \hat{y}\hat{y} + \hat{z}\hat{z}$. Equation (5) may be written in component form as

$$\nabla^2 G_{xx}(\cdot) + k_0^2 G_{xx}(\cdot) = -\mu_0 \delta(x-x') \delta(y-y') \delta(z-z') \quad (6)$$

$$\nabla^2 G_{yy}(\cdot) + k_0^2 G_{yy}(\cdot) = -\mu_0 \delta(x-x') \delta(y-y') \delta(z-z') \quad (7)$$

$$\nabla^2 G_{zz}(\cdot) + k_0^2 G_{zz}(\cdot) = -\mu_0 \delta(x-x') \delta(y-y') \delta(z-z') \quad (8)$$

Because of the nature of the problem and the boundary conditions, the other components of the dyadic Green's function $\bar{G}(\cdot)$ will not be excited and hence are not considered. The solutions of (6), (7), and (8) may be assumed in the following forms

$$G_{xx}(\cdot) = \sum_{m=0}^{\infty} \sum_{n=1}^{\infty} g_{xx}(x', y', z', z) \cos\left(\frac{m\pi x}{a}\right) \sin\left(\frac{n\pi y}{b}\right) \quad (9)$$

$$G_{yy}(\cdot) = \sum_{m=1}^{\infty} \sum_{n=0}^{\infty} g_{yy}(x', y', z', z) \sin\left(\frac{m\pi x}{a}\right) \cos\left(\frac{n\pi y}{b}\right) \quad (10)$$

$$G_{zz}(\cdot) = \sum_{m=1}^{\infty} \sum_{n=1}^{\infty} g_{zz}(x', y', z', z) \sin\left(\frac{m\pi x}{a}\right) \sin\left(\frac{n\pi y}{b}\right) \quad (11)$$

Substituting (9) in (6), (10) in (7) and (11) in (8) we get

$$\left\{ \frac{d^2}{dz^2} g_{xx}(\cdot) + k_I^2 g_{xx}(\cdot) \right\} \cos\left(\frac{m\pi x}{a}\right) \sin\left(\frac{n\pi y}{b}\right) = -\mu_0 \delta(x-x') \delta(y-y') \delta(z-z') \quad (12)$$

$$\left\{ \frac{d^2}{dz^2} g_{yy}(\cdot) + k_I^2 g_{yy}(\cdot) \right\} \sin\left(\frac{m\pi x}{a}\right) \cos\left(\frac{n\pi y}{b}\right) = -\mu_0 \delta(x-x') \delta(y-y') \delta(z-z') \quad (13)$$

$$\left\{ \frac{d^2}{dz^2} g_{zz}(\cdot) + k_I^2 g_{zz}(\cdot) \right\} \sin\left(\frac{m\pi x}{a}\right) \sin\left(\frac{n\pi y}{b}\right) = -\mu_0 \delta(x-x') \delta(y-y') \delta(z-z') \quad (14)$$

where $k_I^2 = k_0^2 - \left(\frac{m\pi}{a}\right)^2 - \left(\frac{n\pi}{b}\right)^2$. Multiply (12) by $\cos\left(\frac{m'\pi x}{a}\right)\sin\left(\frac{n'\pi y}{b}\right)$ and integrate over

the cross section of waveguide we get

$$\left\{ \frac{d^2}{dz^2} g_{xx}(\cdot) + k_I^2 g_{xx}(\cdot) \right\} = -\mu_0 \frac{\epsilon_m \epsilon_n}{ab} \cos\left(\frac{m\pi x'}{a}\right) \sin\left(\frac{n\pi y'}{b}\right) \delta(z - z') \quad (15)$$

Likewise the equations (13) and (14) yield

$$\left\{ \frac{d^2}{dz^2} g_{yy}(\cdot) + k_I^2 g_{yy}(\cdot) \right\} = -\mu_0 \frac{\epsilon_m \epsilon_n}{ab} \sin\left(\frac{m\pi x'}{a}\right) \cos\left(\frac{n\pi y'}{b}\right) \delta(z - z') \quad (16)$$

$$\left\{ \frac{d^2}{dz^2} g_{zz}(\cdot) + k_I^2 g_{zz}(\cdot) \right\} = -\mu_0 \frac{\epsilon_m \epsilon_n}{ab} \sin\left(\frac{m\pi x'}{a}\right) \sin\left(\frac{n\pi y'}{b}\right) \delta(z - z') \quad (17)$$

where ϵ_m and ϵ_n are Neumann's numbers [7] and equal to 1 for $m = 0$ and 2 for $m \neq 0$. In

order to determine the solution of the inhomogeneous differential equation (15) let us

assume
$$g_{xx}(\cdot) = \int_{-\infty}^{\infty} \tilde{g}_{xx}(k_z) e^{jk_z z} dk_z \quad (18)$$

Substitution of (18) in (15), multiplying by $e^{-jk_z' z}$ and integrating over z leads to

$$\tilde{g}_{xx}(k_z) = -\mu_0 \frac{\epsilon_m \epsilon_n}{2\pi ab} \frac{\cos\left(\frac{m\pi x'}{a}\right) \sin\left(\frac{n\pi y'}{b}\right)}{(-k_z^2 + k_I^2)} e^{-jk_z' z} \quad (19)$$

Substitution of (19) in (18) yields

$$g_{xx}(\cdot) = \mu_0 \frac{\epsilon_m \epsilon_n}{2\pi ab} \cos\left(\frac{m\pi x'}{a}\right) \sin\left(\frac{n\pi y'}{b}\right) \int_{-\infty}^{\infty} \frac{1}{(k_z^2 - k_I^2)} e^{-jk_z' z} e^{jk_z z} dk_z \quad (20)$$

The integrand in equation (20) has poles at $k_z = \pm k_I$, therefore the integral in (20) can be

evaluated using contour integration in the complex domain [8]. Hence

$$g_{xx}(\cdot) = \frac{-j\mu_0 \epsilon_m \epsilon_n}{2k_I ab} \cos\left(\frac{m\pi x'}{a}\right) \sin\left(\frac{n\pi y'}{b}\right) e^{\pm jk_I(z-z')} \quad (21)$$

where + sign in the exponential is taken when $(z - z') < 0$ and - sign in the exponential is taken when $(z - z') > 0$. Likewise, $g_{yy}(\cdot)$ and $g_{zz}(z)$ are obtained as

$$g_{yy}(\cdot) = \frac{-j\mu_0 \epsilon_m \epsilon_n}{2k_I ab} \sin\left(\frac{m\pi x'}{a}\right) \cos\left(\frac{n\pi y'}{b}\right) e^{\pm jk_I(z-z')} \quad (22)$$

$$g_{zz}(\cdot) = \frac{-j\mu_0 \epsilon_m \epsilon_n}{2k_I ab} \sin\left(\frac{m\pi x'}{a}\right) \sin\left(\frac{n\pi y'}{b}\right) e^{\pm jk_I(z-z')} \quad (23)$$

Substituting (21), (22), and (23) in (9), (10), and (11), respectively, the x-, y-, and z-components of the dyadic Green's function are obtained as

$$G_{xx}(\cdot) = \sum_{m=0}^{\infty} \sum_{n=0}^{\infty} \frac{-j\mu_0 \epsilon_m \epsilon_n}{2k_I ab} \cos\left(\frac{m\pi x'}{a}\right) \sin\left(\frac{n\pi y'}{b}\right) \cos\left(\frac{m\pi x}{a}\right) \sin\left(\frac{n\pi y}{b}\right) e^{\pm jk_I(z-z')} \quad (24)$$

$$G_{yy}(\cdot) = \sum_{m=0}^{\infty} \sum_{n=0}^{\infty} \frac{-j\mu_0 \epsilon_m \epsilon_n}{2k_I ab} \sin\left(\frac{m\pi x'}{a}\right) \cos\left(\frac{n\pi y'}{b}\right) \sin\left(\frac{m\pi x}{a}\right) \cos\left(\frac{n\pi y}{b}\right) e^{\pm jk_I(z-z')} \quad (25)$$

$$G_{zz}(\cdot) = \sum_{m=0}^{\infty} \sum_{n=0}^{\infty} \frac{-j\mu_0 \epsilon_m \epsilon_n}{2k_I ab} \sin\left(\frac{m\pi x'}{a}\right) \sin\left(\frac{n\pi y'}{b}\right) \sin\left(\frac{m\pi x}{a}\right) \sin\left(\frac{n\pi y}{b}\right) e^{\pm jk_I(z-z')} \quad (26)$$

The x-, y- and z-components of the magnetic vector potential due to the x-, y-, and z-directed currents are then obtained as

$$A_x(x, y, z) = \sum_{m=0}^{\infty} \sum_{n=0}^{\infty} \frac{-j\mu_0 \epsilon_m \epsilon_n}{2k_I ab} \cos\left(\frac{m\pi x}{a}\right) \sin\left(\frac{n\pi y}{b}\right) \int_{Source} \iint J_x(x', y', z') \cos\left(\frac{m\pi x'}{a}\right) \sin\left(\frac{n\pi y'}{b}\right) e^{\pm jk_I(z-z')} dv \quad (27)$$

$$A_y(x, y, z) = \sum_{m=0}^{\infty} \sum_{n=0}^{\infty} \frac{-j\mu_0 \epsilon_m \epsilon_n}{2k_I ab} \sin\left(\frac{m\pi x}{a}\right) \cos\left(\frac{n\pi y}{b}\right) \int \iiint_{Source} J_y(x', y', z') \sin\left(\frac{m\pi x'}{a}\right) \cos\left(\frac{n\pi y'}{b}\right) e^{\pm jk_I(z-z')} dv \quad (28)$$

$$A_z(x, y, z) = \sum_{m=0}^{\infty} \sum_{n=0}^{\infty} \frac{-j\mu_0 \epsilon_m \epsilon_n}{2k_I ab} \sin\left(\frac{m\pi x}{a}\right) \sin\left(\frac{n\pi y}{b}\right) \int \iiint_{Source} J_z(x', y', z') \sin\left(\frac{m\pi x'}{a}\right) \sin\left(\frac{n\pi y'}{b}\right) e^{\pm jk_I(z-z')} dv \quad (29)$$

The expressions in (27)-(29) are the required solution of inhomogeneous Helmholtz equation given in (3).

(b) Electromagnetic Fields Due to Transverse Currents:

The electric and magnetic fields due to $A_x(x, y, z)$ are obtained from (2) as

$$E_x(A_x) = \frac{-j\omega}{k_0^2} \sum_{m=0}^{\infty} \sum_{n=0}^{\infty} \frac{-j\mu_0 \epsilon_m \epsilon_n}{2k_I ab} \left(k_0^2 - \left(\frac{m\pi}{a}\right)^2 \right) \cos\left(\frac{m\pi x}{a}\right) \sin\left(\frac{n\pi y}{b}\right) \int \iiint_{Source} J_x(x', y', z') \cos\left(\frac{m\pi x'}{a}\right) \sin\left(\frac{n\pi y'}{b}\right) e^{\pm jk_I(z-z')} dv \quad (30)$$

$$E_y(A_x) = \frac{-j\omega}{k_0^2} \sum_{m=0}^{\infty} \sum_{n=0}^{\infty} \frac{-j\mu_0 \epsilon_m \epsilon_n}{2k_I ab} \left(-\frac{m\pi}{a} \right) \frac{n\pi}{b} \sin\left(\frac{m\pi x}{a}\right) \cos\left(\frac{n\pi y}{b}\right) \int \iiint_{Source} J_x(x', y', z') \cos\left(\frac{m\pi x'}{a}\right) \sin\left(\frac{n\pi y'}{b}\right) e^{\pm jk_I(z-z')} dv \quad (31)$$

$$E_z(A_x) = \frac{-j\omega}{k_0^2} \sum_{m=0}^{\infty} \sum_{n=0}^{\infty} \frac{-j\mu_0 \epsilon_m \epsilon_n}{2k_I ab} (\pm jk_I) \left(-\frac{m\pi}{a} \right) \sin\left(\frac{m\pi x}{a}\right) \sin\left(\frac{n\pi y}{b}\right)$$

$$\int_{Source} \iint J_x(x', y', z') \cos\left(\frac{m\pi x'}{a}\right) \sin\left(\frac{n\pi y'}{b}\right) e^{\pm jk_l(z-z')} dv \quad (32)$$

$$H_x(A_x) = 0 \quad (33)$$

$$H_y(A_x) = \sum_{m=0}^{\infty} \sum_{n=0}^{\infty} \frac{-j \epsilon_m \epsilon_n}{2k_l ab} (\pm jk_l) \cos\left(\frac{m\pi x}{a}\right) \sin\left(\frac{n\pi y}{b}\right)$$

$$\int_{Source} \iint J_x(x', y', z') \cos\left(\frac{m\pi x'}{a}\right) \sin\left(\frac{n\pi y'}{b}\right) e^{\pm jk_l(z-z')} dv \quad (34)$$

$$H_z(A_x) = \sum_{m=0}^{\infty} \sum_{n=0}^{\infty} \frac{j \epsilon_m \epsilon_n}{2k_l ab} \left(\frac{n\pi y}{b}\right) \cos\left(\frac{m\pi x}{a}\right) \sin\left(\frac{n\pi y}{b}\right)$$

$$\int_{Source} \iint J_x(x', y', z') \cos\left(\frac{m\pi x'}{a}\right) \sin\left(\frac{n\pi y'}{b}\right) e^{\pm jk_l(z-z')} dv \quad (35)$$

Similarly, the electric and magnetic fields due to $A_y(x, y, z)$ are obtained as

$$E_x(A_y) = \frac{-j\omega}{k_0^2} \sum_{m=0}^{\infty} \sum_{n=0}^{\infty} \frac{-j\mu_0 \epsilon_m \epsilon_n}{2k_l ab} \left(\frac{n\pi}{b}\right) \left(\frac{m\pi}{a}\right) \cos\left(\frac{m\pi x}{a}\right) \sin\left(\frac{n\pi y}{b}\right)$$

$$\int_{Source} \iint J_y(x', y', z') \sin\left(\frac{m\pi x'}{a}\right) \cos\left(\frac{n\pi y'}{b}\right) e^{\pm jk_l(z-z')} dv \quad (36)$$

$$E_y(A_y) = \frac{-j\omega}{k_0^2} \sum_{m=0}^{\infty} \sum_{n=0}^{\infty} \frac{-j\mu_0 \epsilon_m \epsilon_n}{2k_l ab} \left(k_0^2 - \left(\frac{n\pi}{b}\right)^2\right) \sin\left(\frac{m\pi x}{a}\right) \cos\left(\frac{n\pi y}{b}\right)$$

$$\int_{Source} \iint J_y(x', y', z') \sin\left(\frac{m\pi x'}{a}\right) \cos\left(\frac{n\pi y'}{b}\right) e^{\pm jk_l(z-z')} dv \quad (37)$$

$$E_z(A_y) = \frac{-j\omega}{k_0^2} \sum_{m=0}^{\infty} \sum_{n=0}^{\infty} \frac{-j\mu_0 \epsilon_m \epsilon_n}{2k_l ab} (\pm jk_l) \left(-\frac{n\pi}{b}\right) \sin\left(\frac{m\pi x}{a}\right) \sin\left(\frac{n\pi y}{b}\right)$$

$$\int_{Source} \iint J_y(x', y', z') \sin\left(\frac{m\pi x'}{a}\right) \cos\left(\frac{n\pi y'}{b}\right) e^{\pm jk_l(z-z')} dv \quad (38)$$

$$H_x(A_y) = \sum_{m=1}^{\infty} \sum_{n=0}^{\infty} \frac{j}{2k_l} \frac{\epsilon_m \epsilon_n}{ab} (\pm jk_l) \sin\left(\frac{m\pi x}{a}\right) \cos\left(\frac{n\pi y}{b}\right) \int_{Source} \iint J_y(x', y', z') \sin\left(\frac{m\pi x'}{a}\right) \cos\left(\frac{n\pi y'}{b}\right) e^{\pm jk_l(z-z')} dv \quad (39)$$

$$H_y(A_y) = 0 \quad (40)$$

$$H_z(A_y) = \sum_{m=0}^{\infty} \sum_{n=0}^{\infty} \frac{-j}{2k_l} \frac{\epsilon_m \epsilon_n}{ab} \left(-\frac{n\pi y}{b}\right) \sin\left(\frac{m\pi x}{a}\right) \sin\left(\frac{n\pi y}{b}\right) \int_{Source} \iint J_y(x', y', z') \sin\left(\frac{m\pi x'}{a}\right) \cos\left(\frac{n\pi y'}{b}\right) e^{\pm jk_l(z-z')} dv \quad (41)$$

(c) Electromagnetic Fields Due to Longitudinal Current:

The transverse electric fields due to $A_z(x, y, z)$ are obtained from (2) as

$$E_x(A_z) = \frac{-j\omega}{k_0^2} \sum_{m=0}^{\infty} \sum_{n=0}^{\infty} \frac{-j\mu_0 \epsilon_m \epsilon_n}{2k_l} \frac{\epsilon_m \epsilon_n}{ab} (\pm jk_l) \left(\frac{m\pi}{a}\right) \cos\left(\frac{m\pi x}{a}\right) \sin\left(\frac{n\pi y}{b}\right) \int_{Source} \iint J_z(x', y', z') \sin\left(\frac{m\pi x'}{a}\right) \sin\left(\frac{n\pi y'}{b}\right) e^{\pm jk_l(z-z')} dv \quad (42)$$

$$E_y(A_z) = \frac{-j\omega}{k_0^2} \sum_{m=0}^{\infty} \sum_{n=0}^{\infty} \frac{-j\mu_0 \epsilon_m \epsilon_n}{2k_l} \frac{\epsilon_m \epsilon_n}{ab} (\pm jk_l) \left(\frac{n\pi}{b}\right) \sin\left(\frac{m\pi x}{a}\right) \cos\left(\frac{n\pi y}{b}\right) \int_{Source} \iint J_z(x', y', z') \sin\left(\frac{m\pi x'}{a}\right) \sin\left(\frac{n\pi y'}{b}\right) e^{\pm jk_l(z-z')} dv \quad (43)$$

In obtaining the longitudinal electric field representation due to $A_z(x, y, z)$, special attention is required in performing the differentiation with respect to z on $A_z(x, y, z)$. Since

$A_z(x, y, z)$ is continuous as a function of z , the first derivative of $A_z(x, y, z)$ is straightforward, and therefore causes no difficulty. Hence

$$\frac{\partial}{\partial z} A_z(x, y, z) = \sum_{m=0}^{\infty} \sum_{n=0}^{\infty} \frac{-j\mu_0 \epsilon_m \epsilon_n}{2k_I ab} (\pm jk_I) \sin\left(\frac{m\pi x}{a}\right) \sin\left(\frac{n\pi y}{b}\right) \int \iint_{Source} J_z(x'', y'', z'') \sin\left(\frac{m\pi x''}{a}\right) \sin\left(\frac{n\pi y''}{b}\right) e^{\pm jk_I(z-z'')} dv'' \quad (44)$$

where double prime quantities are the dummy variables of integration. Clearly $\frac{\partial}{\partial z} A_z(x, y, z)$ is

discontinuous at $z = z''$, so in performing the derivative of $\frac{\partial}{\partial z} A_z(x, y, z)$ with respect to z

around $z = z''$, care must be exercised to account for the jump in $\frac{\partial}{\partial z} A_z(x, y, z)$ as one crosses

the $z = z''$ point. The behavior at $z = z''$ is properly accounted for by an impulse function at

the point whereas the differentiation throughout the rest of region poses no problem, therefore,

$$\begin{aligned} \frac{\partial^2}{\partial z^2} A_z(x, y, z) &= \sum_{m=0}^{\infty} \sum_{n=0}^{\infty} \frac{-j\mu_0 \epsilon_m \epsilon_n}{2k_I ab} (-k_I^2) \sin\left(\frac{m\pi x}{a}\right) \sin\left(\frac{n\pi y}{b}\right) \\ &\quad \int \iint_{Source} J_z(x'', y'', z'') \sin\left(\frac{m\pi x''}{a}\right) \sin\left(\frac{n\pi y''}{b}\right) e^{\pm jk_I(z-z'')} dv'' \\ &+ \sum_{m=0}^{\infty} \sum_{n=0}^{\infty} \frac{-j\mu_0 \epsilon_m \epsilon_n}{2 ab} (-2j) \sin\left(\frac{m\pi x}{a}\right) \sin\left(\frac{n\pi y}{b}\right) \\ &\quad \int \iint_{Source} J_z(x'', y'', z'') \delta(z-z'') \sin\left(\frac{m\pi x''}{a}\right) \sin\left(\frac{n\pi y''}{b}\right) e^{\pm jk_I(z-z'')} dv'' \quad (45) \end{aligned}$$

Integrating on z'' in the second term of equation (45) yields

$$\begin{aligned} \frac{\partial^2}{\partial z^2} A_z(x, y, z) &= \sum_{m=0}^{\infty} \sum_{n=0}^{\infty} \frac{-j\mu_0 \epsilon_m \epsilon_n}{2k_I ab} (-k_I^2) \sin\left(\frac{m\pi x}{a}\right) \sin\left(\frac{n\pi y}{b}\right) \\ &\quad \int \iint_{Source} J_z(x'', y'', z'') \sin\left(\frac{m\pi x''}{a}\right) \sin\left(\frac{n\pi y''}{b}\right) e^{\pm jk_I(z-z'')} dv'' \\ &\quad \left(-\mu_0 \int \int_{source} J_z(x'', y'', z) \frac{4}{ab} \sum_{m=0}^{\infty} \sum_{n=0}^{\infty} \sin\left(\frac{m\pi x}{a}\right) \sin\left(\frac{n\pi y}{b}\right) \sin\left(\frac{m\pi x''}{a}\right) \sin\left(\frac{n\pi y''}{b}\right) \right) dx'' dy'' \end{aligned} \quad (46)$$

Expanding $\delta(x-x'') \delta(y-y'')$ in the Fourier sine series over the domains $0 \leq x \leq a$ and $0 \leq y \leq b$ where $0 \leq x'' \leq a$ and $0 \leq y'' \leq b$ [9], it can be shown that

$$\delta(x-x'') \delta(y-y'') = \frac{4}{ab} \sum_{m=0}^{\infty} \sum_{n=0}^{\infty} \sin\left(\frac{m\pi x}{a}\right) \sin\left(\frac{n\pi y}{b}\right) \sin\left(\frac{m\pi x''}{a}\right) \sin\left(\frac{n\pi y''}{b}\right) \quad (47)$$

Using (47), (46) can be written as

$$\begin{aligned} \frac{\partial^2}{\partial z^2} A_z(x, y, z) &= -\mu_0 J_z(x, y, z) + \sum_{m=0}^{\infty} \sum_{n=0}^{\infty} \frac{-j\mu_0 \epsilon_m \epsilon_n}{2k_I ab} (-k_I^2) \sin\left(\frac{m\pi x}{a}\right) \sin\left(\frac{n\pi y}{b}\right) \\ &\quad \int \iint_{Source} J_z(x'', y'', z'') \sin\left(\frac{m\pi x''}{a}\right) \sin\left(\frac{n\pi y''}{b}\right) e^{\pm jk_I(z-z'')} dv'' \end{aligned} \quad (48)$$

The longitudinal component of the electric field is then obtained using (2) as

$$\begin{aligned} E_z(A_z) &= \frac{j\omega}{k_0^2} \mu_0 J_z(x, y, z) + \frac{-j\omega}{k_0^2} \sum_{m=1}^{\infty} \sum_{n=1}^{\infty} \frac{-j\mu_0 \epsilon_m \epsilon_n}{2k_I ab} (k_0^2 - k_I^2) \sin\left(\frac{m\pi x}{a}\right) \sin\left(\frac{n\pi y}{b}\right) \\ &\quad \int \iint_{Source} J_z(x', y', z') \sin\left(\frac{m\pi x'}{a}\right) \sin\left(\frac{n\pi y'}{b}\right) e^{\pm jk_I(z-z')} dv \end{aligned} \quad (49)$$

The magnetic field components due to A_z are obtained as

$$H_x(A_z) = \sum_{m=0}^{\infty} \sum_{n=0}^{\infty} \frac{-j \epsilon_m \epsilon_n n \pi}{2k_I ab b} \sin\left(\frac{m\pi x}{a}\right) \cos\left(\frac{n\pi y}{b}\right) \int_{Source} \iint J_z(x', y', z') \sin\left(\frac{m\pi x'}{a}\right) \sin\left(\frac{n\pi y'}{b}\right) e^{\pm jk_I(z-z')} dv \quad (50)$$

$$H_y(A_z) = \sum_{m=0}^{\infty} \sum_{n=0}^{\infty} \frac{j \epsilon_m \epsilon_n m \pi}{2k_I ab a} \cos\left(\frac{m\pi x}{a}\right) \sin\left(\frac{n\pi y}{b}\right) \int_{Source} \iint J_z(x', y', z') \sin\left(\frac{m\pi x'}{a}\right) \sin\left(\frac{n\pi y'}{b}\right) e^{\pm jk_I(z-z')} dv \quad (51)$$

$$H_z(A_z) = 0 \quad (52)$$

The total electric and magnetic fields inside the waveguide due to \vec{J} is then obtained by superposition of the electromagnetic fields due to A_x , A_y , and A_z .

(d) Dyadic Green's Function for Electric Field:

It is instructive at this point to defined the dyadic Green's function for the electric field formulation. To this end, we write the vector wave equation for the electric field as

$$\nabla \times \nabla \times \vec{E} - k_0^2 \vec{E} = -j\omega\mu_0 \vec{J} \quad (53)$$

If the electric field in terms of the dyadic Green's function $\overline{G}_e(x', y', z'/x, y, z)$ is given as

$$\vec{E}(x, y, z) = -j\omega\mu_0 \iiint \overline{G}_e(x', y', z'/x, y, z) \bullet \vec{J}(x', y', z') dv' \quad (54)$$

Substituting (54) in (53) the wave equation for the dyadic Green's function of electric-type is obtained as

$$\nabla \times \nabla \times \overline{G}_e(\cdot) - k_0^2 \overline{G}_e(\cdot) = I \delta(x-x') \delta(y-y') \delta(z-z') \quad (55)$$

From equations (30)-(32), (36)-(38), (42), (43), and (49), the dyadic Green's function can be written as

$$\overline{G}_e(\cdot) = \overline{G}_{e0}(\cdot) - \frac{\delta(x-x') \delta(y-y') \delta(z-z')}{k_0^2} \hat{z} \hat{z} \quad (56)$$

where $\overline{G}_{e0}(\cdot)$ is given by

$$\begin{aligned} \overline{G}_{e0}(\cdot) = & \frac{1}{2} \sum_{k_0 m=0}^{\infty} \sum_{n=0}^{\infty} \frac{-j \epsilon_m \epsilon_n}{2k_l ab} e^{\pm jk_l(z-z')} \\ & \left(\left[k_0^2 - \left(\frac{m\pi}{a} \right)^2 \right] \cos\left(\frac{m\pi x}{a}\right) \sin\left(\frac{n\pi y}{b}\right) \cos\left(\frac{m\pi x'}{a}\right) \sin\left(\frac{n\pi y'}{b}\right) \hat{x} \hat{x} \right. \\ & + \left(-\frac{m\pi}{a} \right) \frac{n\pi}{b} \sin\left(\frac{m\pi x}{a}\right) \cos\left(\frac{n\pi y}{b}\right) \cos\left(\frac{m\pi x'}{a}\right) \sin\left(\frac{n\pi y'}{b}\right) \hat{y} \hat{x} \\ & + (\pm jk_l) \left(-\frac{m\pi}{a} \right) \sin\left(\frac{m\pi x}{a}\right) \sin\left(\frac{n\pi y}{b}\right) \cos\left(\frac{m\pi x'}{a}\right) \sin\left(\frac{n\pi y'}{b}\right) \hat{z} \hat{x} \\ & + \left(-\frac{n\pi}{b} \right) \left(\frac{m\pi}{a} \right) \cos\left(\frac{m\pi x}{a}\right) \sin\left(\frac{n\pi y}{b}\right) \sin\left(\frac{m\pi x'}{a}\right) \cos\left(\frac{n\pi y'}{b}\right) \hat{x} \hat{y} \\ & + \left[k_0^2 - \left(\frac{n\pi}{b} \right)^2 \right] \sin\left(\frac{m\pi x}{a}\right) \cos\left(\frac{n\pi y}{b}\right) \sin\left(\frac{m\pi x'}{a}\right) \cos\left(\frac{n\pi y'}{b}\right) \hat{y} \hat{y} \\ & + (\pm jk_l) \left(-\frac{n\pi}{b} \right) \sin\left(\frac{m\pi x}{a}\right) \sin\left(\frac{n\pi y}{b}\right) \sin\left(\frac{m\pi x'}{a}\right) \sin\left(\frac{n\pi y'}{b}\right) \hat{z} \hat{y} \\ & + (\pm jk_l) \left(\frac{m\pi}{a} \right) \cos\left(\frac{m\pi x}{a}\right) \sin\left(\frac{n\pi y}{b}\right) \sin\left(\frac{m\pi x'}{a}\right) \sin\left(\frac{n\pi y'}{b}\right) \hat{x} \hat{z} \\ & + (\pm jk_l) \left(\frac{n\pi}{b} \right) \sin\left(\frac{m\pi x}{a}\right) \cos\left(\frac{n\pi y}{b}\right) \sin\left(\frac{m\pi x'}{a}\right) \sin\left(\frac{n\pi y'}{b}\right) \hat{y} \hat{z} \\ & \left. + \left[k_0^2 - k_z^2 \right] \sin\left(\frac{m\pi x}{a}\right) \sin\left(\frac{n\pi y}{b}\right) \sin\left(\frac{m\pi x'}{a}\right) \sin\left(\frac{n\pi y'}{b}\right) \hat{z} \hat{z} \right) \quad (57) \end{aligned}$$

The expression in (57) is identical to the Green's function reported in reference [1].

III. Application

Analysis of Cylindrical Post in a Rectangular Waveguide:

Consider a rectangular waveguide with a cylindrical post as shown in figure 2. It is assumed that the waveguide is excited by the dominant mode from the right. For simplicity it is assumed that the surface current density on the post as

$$\vec{J} = \hat{y}I_0\delta\left(x' - \frac{a}{2}\right)\delta(z - z') \quad (58)$$

Let $\vec{E}_s(\vec{J})$ be the scattered electric field due to the current \vec{J} and \vec{E}_i be the incident electric field due to TE₁₀ mode. The total electric field inside the waveguide is then given by

$\vec{E}_s(\vec{J}) + \vec{E}_i$. Subjecting the total tangential electric field on the surface of the post to zero, we get following electric field integral equation:

$$\left(\vec{E}_s(\vec{J}) + \vec{E}_i\right)_t = 0 \quad (59)$$

where the subscript t is for the tangential component. Selecting a testing surface current density as \vec{J}_T which resides on the cylindrical surface, Galerkin's procedure reduces equation (59) to

$$\langle \vec{E}_s(\vec{J}) \cdot \vec{J}_T \rangle + \langle \vec{E}_i \cdot \vec{J}_T \rangle = 0 \quad (60)$$

Equation (60) can be written in an algebraic form as

$$Z_{yy}I_0 + V_y = 0 \quad (61)$$

where $Z_{yy}I_0 = \langle \vec{E}_s(\vec{J}) \cdot \vec{J}_T \rangle$, $V_y = \langle \vec{E}_i \cdot \vec{J}_T \rangle$, with the indicated integration performed in cylindrical coordinates. Using (54) and (56), the expression for Z_{yy} is obtained as

$$Z_{yy} = -(\omega\mu_0 2b/a) \sum_{m=1,3,5,\dots} \frac{1}{k_I \pi} \int_0^\pi e^{-jk_I r_0 \sin(\varphi)} \cos\left(\frac{m\pi r_0}{a} \cos(\varphi)\right) d\varphi \quad (62)$$

Assuming an unit amplitude dominant mode \vec{E}_i can be written as

$$\vec{E}_i = \hat{y} \sqrt{\frac{2}{ab}} \sin\left(\frac{\pi x}{a}\right) e^{-j\sqrt{k_0^2 - \left(\frac{\pi}{a}\right)^2} z} \quad (63)$$

Using (63) the quantity V_y can be written as

$$V_y = \left(\sqrt{\frac{2b}{a\pi}}\right) e^{-j\sqrt{k_0^2 - \left(\frac{\pi}{a}\right)^2} z_1} \int_0^\pi e^{-j\sqrt{k_0^2 - \left(\frac{\pi}{a}\right)^2} r_0 \sin(\varphi)} \cos\left(\frac{\pi r_0}{a} \cos(\varphi)\right) d\varphi \quad (64)$$

The algebraic equation (61) can be solved for I_0 . The reflected amplitude of the dominant mode field at a reference plane $z = 0$ is then determined from

$$\Gamma = \frac{-k_0 \eta_0 I_0}{\sqrt{\left(k_0^2 - \left(\frac{\pi}{a}\right)^2\right)}} \sqrt{\frac{b}{2a}} e^{-j\sqrt{k_0^2 - \left(\frac{\pi}{a}\right)^2} 2z_1} \quad (65)$$

The transmitted amplitude of the dominant mode at the reference plane $z = 2z_1$ is obtained as

$$T = \left(1 + \frac{-k_0 \eta_0 I_0}{\sqrt{\left(k_0^2 - \left(\frac{\pi}{a}\right)^2\right)}} \sqrt{\frac{b}{2a}}\right) e^{-j\sqrt{k_0^2 - \left(\frac{\pi}{a}\right)^2} 2z_1} \quad (66)$$

IV. Numerical Results

To validate the Green's function derived in this report, a y-directed cylindrical post of radius $r_0 = 0.1\text{ cm}$ placed at $\left(x = \frac{a}{2}, z = 0.5\right)$ in a rectangular waveguide with $a = 2.25\text{ cm}$, $b = 1.02\text{ cm}$ and excited by an unit amplitude dominant mode field is considered. The reflection coefficient at the $z = 0.0\text{ cm}$ plane and the transmission coefficient at the plane $z = 1.0\text{ cm}$ due to the presence of the probe are calculated using expressions (65) and (66) and presented in figures 3 and 4 along with the numerical results obtained using the FEM method [7,8]. The close agreement between the results obtained from two different numerical methods confirms the validity of the Green's functions derived here.

V. Conclusion

The complete dyadic Green's function for a electric current source located inside a rectangular waveguide is derived using the magnetic vector potential approach. The magnetic vector potential for an electric current source in a rectangular waveguide is obtained by solving the inhomogeneous Helmholtz's equation. The electric and magnetic fields are obtained from the magnetic vector potential through spatial differentiation. The fields which are valid over the source region are obtained by carefully differentiating the vector potential around the source location. The electric and magnetic field expressions obtained by the present method are found to be identical with the expressions reported in the literature. Numerical results on the reflection and transmission coefficients using the Green's function approach are in a good agreement with the numerical results obtained using the FEM techniques.

References

- [1] J. J. H. Wang, "Analysis of a three-dimensional arbitrarily shaped dielectric or biological body inside a rectangular waveguide," *IEEE Trans. on Microwave Theory and Techniques*, Vol. MTT-26, No. 7, pp 457-462, July 1978.
- [2] M. S. Leong, et al, "Input impedance of a coaxial probe located inside a rectangular cavity: theory and experiment," *IEEE Trans. on Microwave Theory and Techniques*, MTT Vol. 44, No. 7, pp. 1161-1164, July 1996.
- [3] C. T. Tai, *Dyadic Green's function in electromagnetic theory*, Scranton, PA: Intext Educational Publishers, 1972.
- [4] R. E. Collins, "On the incompleteness of E and H modes in waveguides," *Can. J. Phys.*, Vol. 51, pp. 1135-1140, 1973.
- [5] C. T. Tai, "On the eigen-function expansion of dyadic Green's functions," *Proc. IEEE*, Vol. 61, pp. 480-481, March 1974.
- [6] Y. Rahmat-Samii, "On the question of computation of the dyadic Green's function at the source region in waveguides and cavities," *IEEE Trans. Microwave Theory and Techniques*, Vol. MTT-23, pp. 762-765, September 1975.
- [7] M. D. Deshpande and C. J. Reddy, "Application of FEM to estimate complex permittivity of dielectric material at microwave frequency using waveguide measurements," *NASA Contractor Report* 198203, August 1995.
- [8] M. D. Deshpande, et al, "A new approach to estimate complex permittivity of dielectric material at microwave frequencies using waveguide measurements," To appear in *IEEE Trans. on Microwave Theory and Techniques*, March 1997.

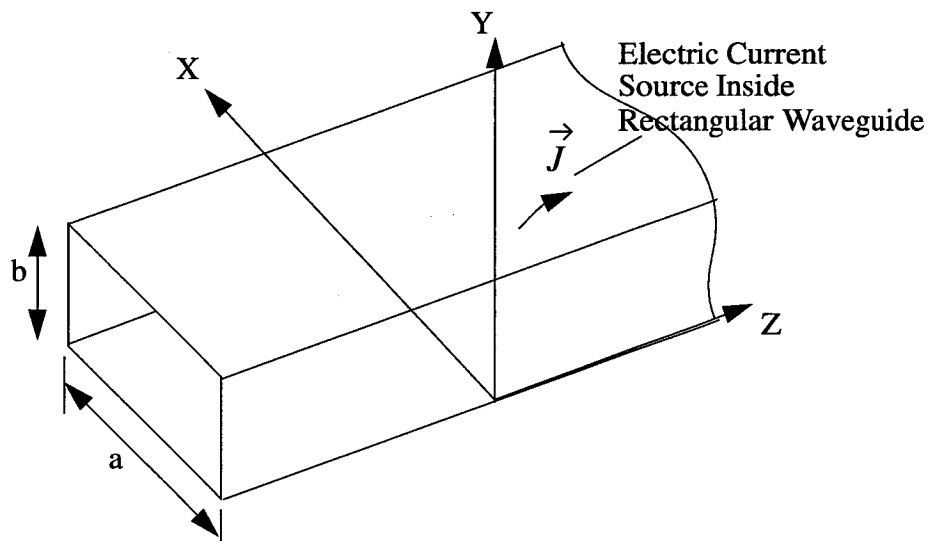


Figure 1 Electric current source inside a rectangular waveguide

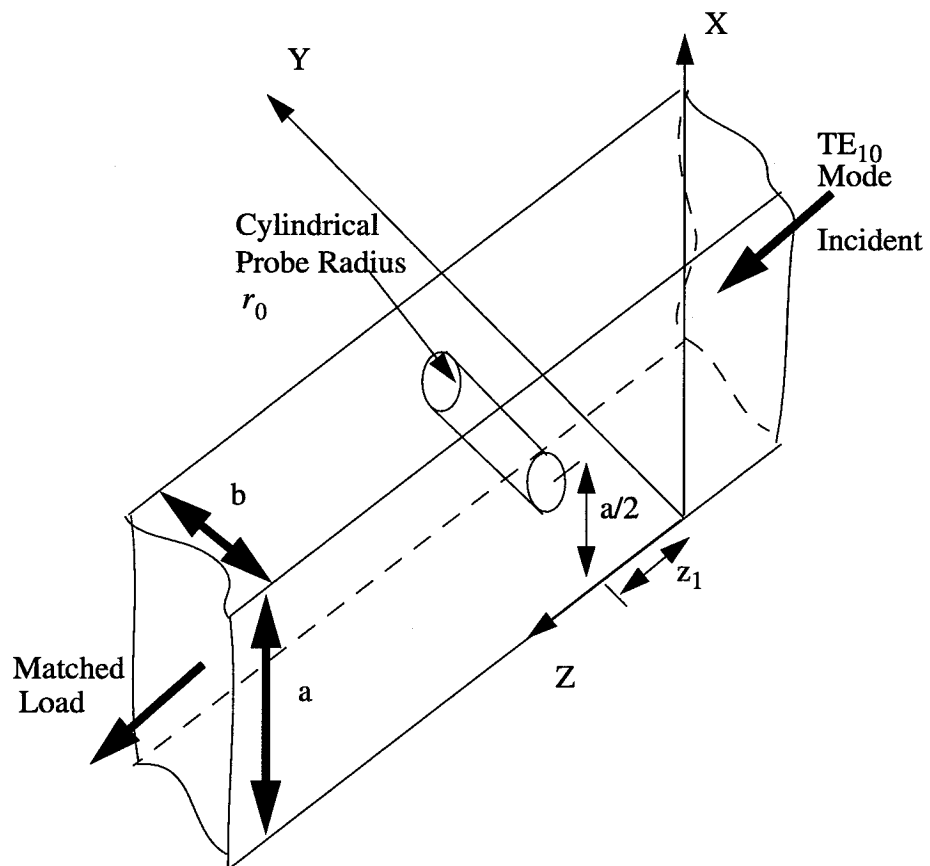


Figure 2 Rectangular waveguide with a cylindrical post parallel to y-axis placed at $x = a/2, z = z_1$.

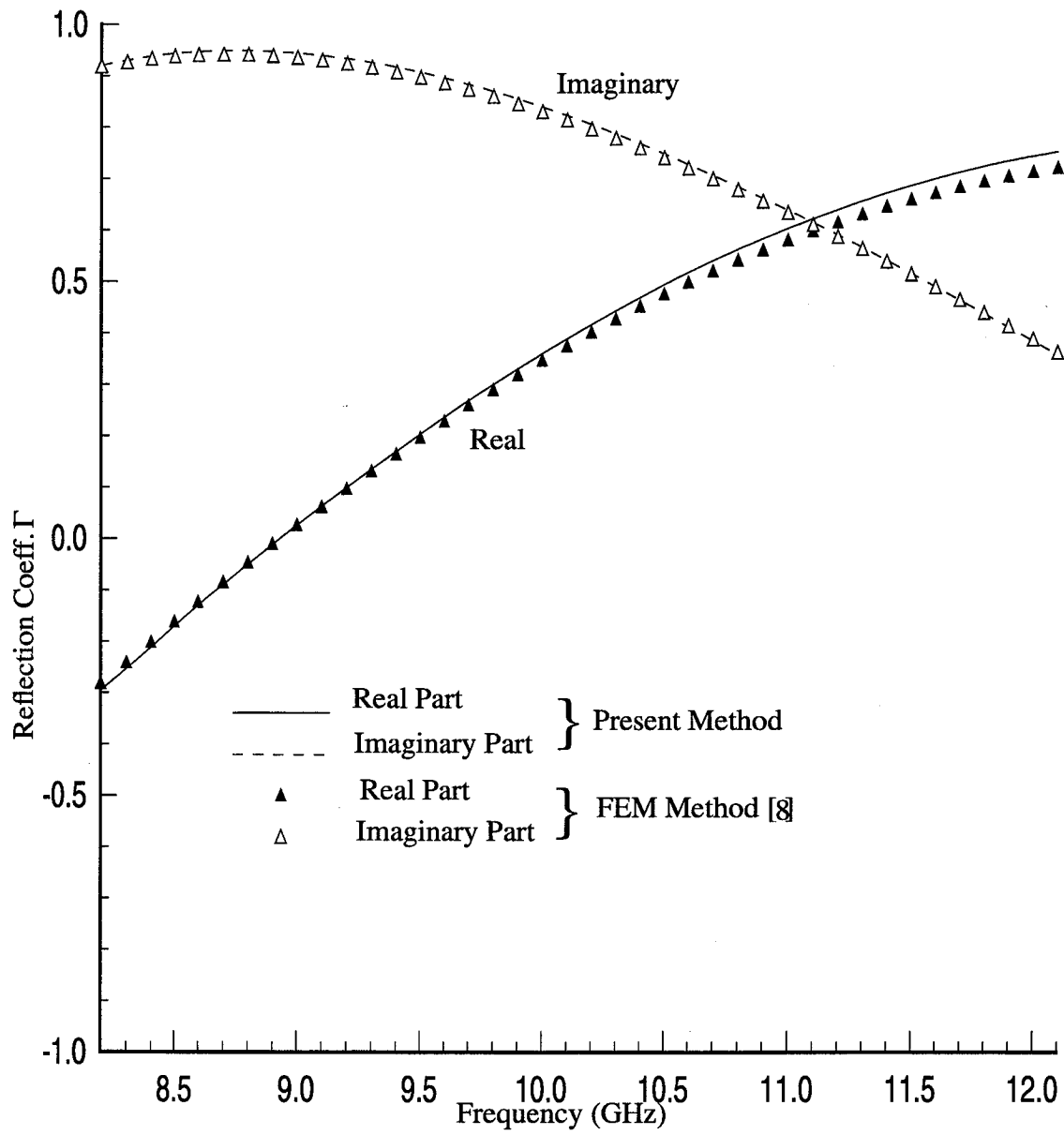


Figure 4 Reflection coefficient of a y-directed post in a rectangular waveguide as a function of frequency.

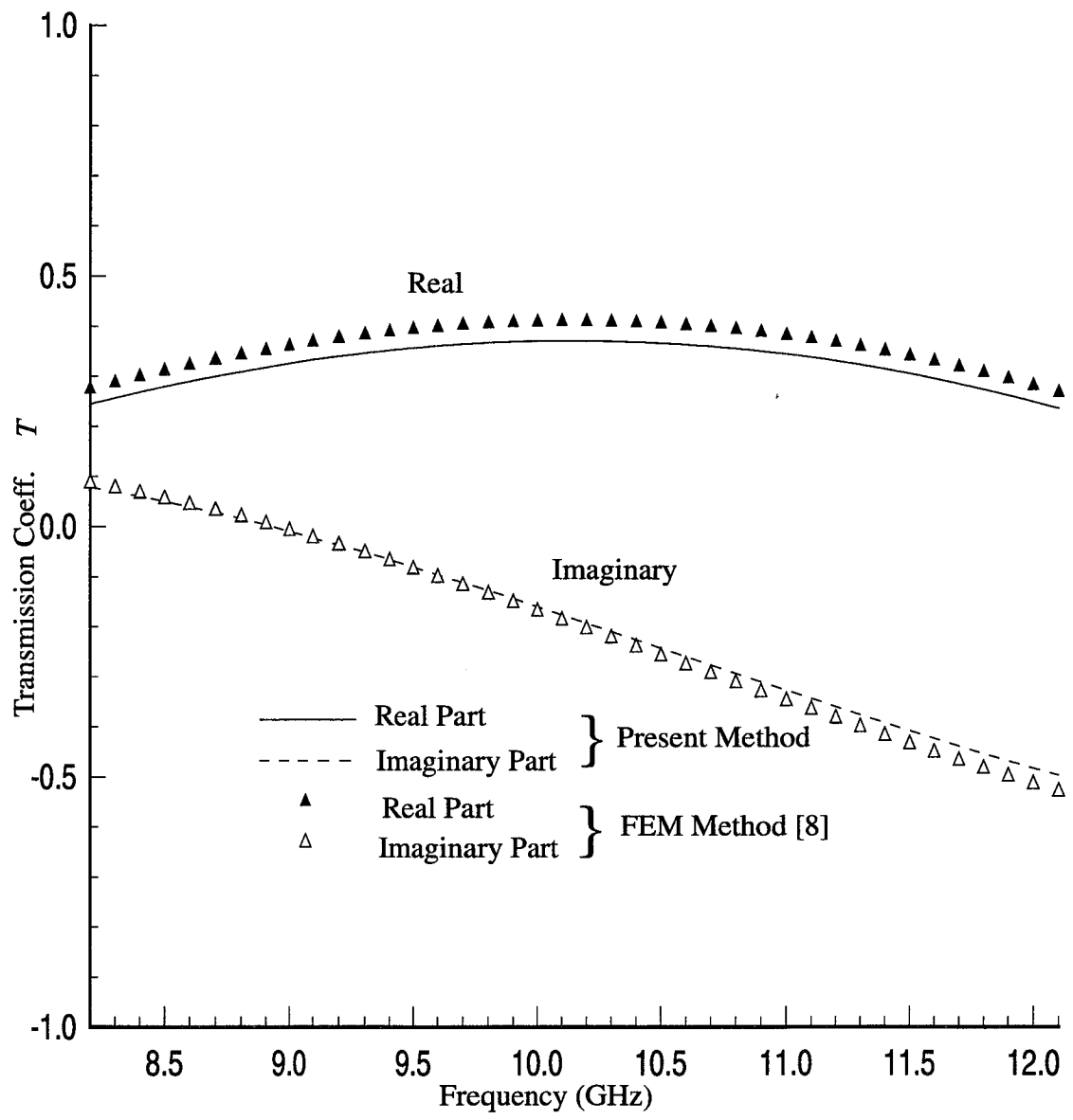


Figure 5 Transmission coefficient of a y-directed post in a rectangular waveguide as a function of frequency.

REPORT DOCUMENTATION PAGEForm Approved
OMB No. 0704-0188

Public reporting burden for this collection of information is estimated to average 1 hour per response, including the time for reviewing instructions, searching existing data sources, gathering and maintaining the data needed, and completing and reviewing the collection of information. Send comments regarding this burden estimate or any other aspect of this collection of information, including suggestions for reducing this burden, to Washington Headquarters Services, Directorate for Information Operations and Reports, 1215 Jefferson Davis Highway, Suite 1204, Arlington, VA 22202-4302, and to the Office of Management and Budget, Paperwork Reduction Project (0704-0188), Washington, DC 20503.

| | | | | |
|----------------------------------------------------------------------------------------------------------------------------------------------------------------------------------------------------------------------------------------------------------------------------------------------------------------------------------------------------------------------------------------------------------------------------------------------------------------------------------------------------------------------------------------------------------------------------------------------------------------------------------------------------------------------------------------------------------------------------------------------------------------------|----------------------------------------------------------|-----------------------------------------|--------------------------------------------------------------------|--|
| 1. AGENCY USE ONLY (Leave blank) | | 2. REPORT DATE April 1997 | 3. REPORT TYPE AND DATES COVERED Contractor Report | |
| 4. TITLE AND SUBTITLE Analysis of Discontinuities in a Rectangular Waveguide Using Dyadic Green's Function Approach in Conjunction with Method of Moments | | | 5. FUNDING NUMBERS C NAS1-19341 WU 522-33-11-02 | |
| 6. AUTHOR(S) M. D. Deshpande | | | | |
| 7. PERFORMING ORGANIZATION NAME(S) AND ADDRESS(ES) ViGYAN, Inc. Hampton, VA 23681 | | | 8. PERFORMING ORGANIZATION REPORT NUMBER | |
| 9. SPONSORING / MONITORING AGENCY NAME(S) AND ADDRESS(ES) National Aeronautics and Space Administration Langley Research Center Hampton, VA 23681-0001 | | | 10. SPONSORING / MONITORING AGENCY REPORT NUMBER NASA CR-201692 | |
| 11. SUPPLEMENTARY NOTES Langley Technical Monitor: Fred B. Beck Final Report | | | | |
| 12a. DISTRIBUTION / AVAILABILITY STATEMENT Unclassified - Unlimited Subject Category 17 | | | 12b. DISTRIBUTION CODE | |
| 13. ABSTRACT (Maximum 200 words) The dyadic Green's function for an electric current source placed in a rectangular waveguide is derived using a magnetic vector potential approach. A complete solution for the electric and magnetic fields including the source location is obtained by simple differentiation of the vector potential around the source location. The simple differentiation approach which gives electric and magnetic fields identical to an earlier derivation is overlooked by the earlier workers in the derivation of the dyadic Green's function particularly around the source location. Numerical results obtained using the Green's function approach are compared with the results obtained using the Finite Element Method (FEM). | | | | |
| 14. SUBJECT TERMS Dyadic Green's Function; Waveguide Discontinuities; Method of Moments | | | 15. NUMBER OF PAGES 25 | |
| | | | 16. PRICE CODE A03 | |
| 17. SECURITY CLASSIFICATION OF REPORT Unclassified | 18. SECURITY CLASSIFICATION OF THIS PAGE Unclassified | 19. SECURITY CLASSIFICATION OF ABSTRACT | 20. LIMITATION OF ABSTRACT | |