



# Thermal Performance of *Orion* Active Thermal Control System With Seven-Panel Reduced-Curvature Radiator

*Xiao-Yen J. Wang and James R. Yuko*  
*Glenn Research Center, Cleveland, Ohio*

## NASA STI Program . . . in Profile

Since its founding, NASA has been dedicated to the advancement of aeronautics and space science. The NASA Scientific and Technical Information (STI) program plays a key part in helping NASA maintain this important role.

The NASA STI Program operates under the auspices of the Agency Chief Information Officer. It collects, organizes, provides for archiving, and disseminates NASA's STI. The NASA STI program provides access to the NASA Aeronautics and Space Database and its public interface, the NASA Technical Reports Server, thus providing one of the largest collections of aeronautical and space science STI in the world. Results are published in both non-NASA channels and by NASA in the NASA STI Report Series, which includes the following report types:

- **TECHNICAL PUBLICATION.** Reports of completed research or a major significant phase of research that present the results of NASA programs and include extensive data or theoretical analysis. Includes compilations of significant scientific and technical data and information deemed to be of continuing reference value. NASA counterpart of peer-reviewed formal professional papers but has less stringent limitations on manuscript length and extent of graphic presentations.
- **TECHNICAL MEMORANDUM.** Scientific and technical findings that are preliminary or of specialized interest, e.g., quick release reports, working papers, and bibliographies that contain minimal annotation. Does not contain extensive analysis.
- **CONTRACTOR REPORT.** Scientific and technical findings by NASA-sponsored contractors and grantees.

- **CONFERENCE PUBLICATION.** Collected papers from scientific and technical conferences, symposia, seminars, or other meetings sponsored or cosponsored by NASA.
- **SPECIAL PUBLICATION.** Scientific, technical, or historical information from NASA programs, projects, and missions, often concerned with subjects having substantial public interest.
- **TECHNICAL TRANSLATION.** English-language translations of foreign scientific and technical material pertinent to NASA's mission.

Specialized services also include creating custom thesauri, building customized databases, organizing and publishing research results.

For more information about the NASA STI program, see the following:

- Access the NASA STI program home page at <http://www.sti.nasa.gov>
- E-mail your question via the Internet to [help@sti.nasa.gov](mailto:help@sti.nasa.gov)
- Fax your question to the NASA STI Help Desk at 443-757-5803
- Telephone the NASA STI Help Desk at 443-757-5802
- Write to:  
NASA Center for AeroSpace Information (CASI)  
7115 Standard Drive  
Hanover, MD 21076-1320



# Thermal Performance of *Orion* Active Thermal Control System With Seven-Panel Reduced-Curvature Radiator

*Xiao-Yen J. Wang and James R. Yuko*  
*Glenn Research Center, Cleveland, Ohio*

Prepared for the  
Thermal and Fluids Analysis Workshop (TFAWS)  
sponsored by the NASA Engineering Safety Center  
Houston, Texas, August 16–20, 2010

National Aeronautics and  
Space Administration

Glenn Research Center  
Cleveland, Ohio 44135

This report contains preliminary findings,  
subject to revision as analysis proceeds.

Trade names and trademarks are used in this report for identification  
only. Their usage does not constitute an official endorsement,  
either expressed or implied, by the National Aeronautics and  
Space Administration.

*Level of Review:* This material has been technically reviewed by technical management.

Available from

NASA Center for Aerospace Information  
7115 Standard Drive  
Hanover, MD 21076-1320

National Technical Information Service  
5301 Shawnee Road  
Alexandria, VA 22312

Available electronically at <http://gltrs.grc.nasa.gov>

# Thermal Performance of *Orion* Active Thermal Control System With Seven-Panel Reduced-Curvature Radiator

Xiao-Yen J. Wang and James R. Yuko  
National Aeronautics and Space Administration  
Glenn Research Center  
Cleveland, Ohio 44135

## Summary

The active thermal control system (ATCS) of the crew exploration vehicle (*Orion*) uses radiator panels with fluid loops as the primary system to reject heat from spacecraft. The Lockheed Martin (LM) baseline Orion ATCS uses eight-panel radiator coated with silver Teflon coating (STC) for International Space Station (ISS) missions, and uses seven-panel radiator coated with AZ-93 white paint for lunar missions. As an option to increase the radiator area with minimal impact on other component locations and interfaces, the reduced-curvature (RC) radiator concept was introduced and investigated here for the thermal perspective. Each RC radiator panel has 15 percent more area than each Lockheed Martin (LM) baseline radiator panel. The objective was to determine if the RC seven-panel radiator concept could be used in the ATCS for both ISS and lunar missions. Three radiator configurations—the LM baseline, an RC seven-panel radiator with STC, and an RC seven-panel radiator with AZ-93 coating—were considered in the ATCS for ISS missions. Two radiator configurations—the LM baseline and an RC seven-panel radiator with AZ-93 coating were considered in the ATCS for lunar missions. A Simulink/MATLAB model of the ATCS was used to compute the ATCS performance. Some major hot phases on the thermal timeline were selected because of concern about the large amount of water sublimated for thermal topping. It was concluded that an ATCS with an RC seven-panel radiator could be used for both ISS and lunar missions, but with two different coatings—STC for ISS missions and AZ-93 for lunar missions—to provide performance similar to or better than that of the LM baseline ATCS.

## Introduction

The Orion project is under the Constellation Program for the space exploration vision initiated by President Bush in 2004. The Constellation Program is responsible for providing the elements that will transport humans and cargo to both the International Space Station (ISS) and the Moon. These elements are the crew exploration vehicle (*Orion*), the crew launch vehicle (Ares I), the lunar surface access module (Altair), and the cargo launch vehicle (Ares V). *Orion*, with a crew of up to four astronauts, will launch on Ares I and then use its main engine to insert itself into a safe orbit to either dock with the ISS or with Altair. For ISS missions, *Orion* will be responsible for separation, entry, descent, and landing. For lunar missions, *Orion* also will have to maintain itself in low lunar orbit and perform a trans-Earth injection maneuver to return from the Moon. *Orion* consists of the Launch Abort System (LAS), Crew Module (CM), Service Module (SM), and Spacecraft Adapter (SA). The CM is a capsule design that provides the primary structure for crew support, incorporates the bulk of the avionics systems, and provides the capability for entry and parachute landing. The LAS will safely extract the CM from the launch configuration in the event of an early launch abort. The SM is the structure on which the CM rests and interfaces with Ares I launch vehicle. It will perform in-space flight propulsion operations and power generation and provide the heat rejection for the *Orion* active thermal control system (ATCS).

This study focuses on *Orion*'s ATCS. The purpose of the ATCS is to control the crew environment inside the CM, while maintaining the temperature of all avionics under their temperature limits. As shown in Figure 1, two CM fluid loops will pass through the CM, take heat generated inside the CM and from all electronics, then pass the heat to the SM fluid loops through two interface heat exchangers. On the CM side, there will be a phase-change material (PCM) heat exchanger (HX) and a sublimator for thermal

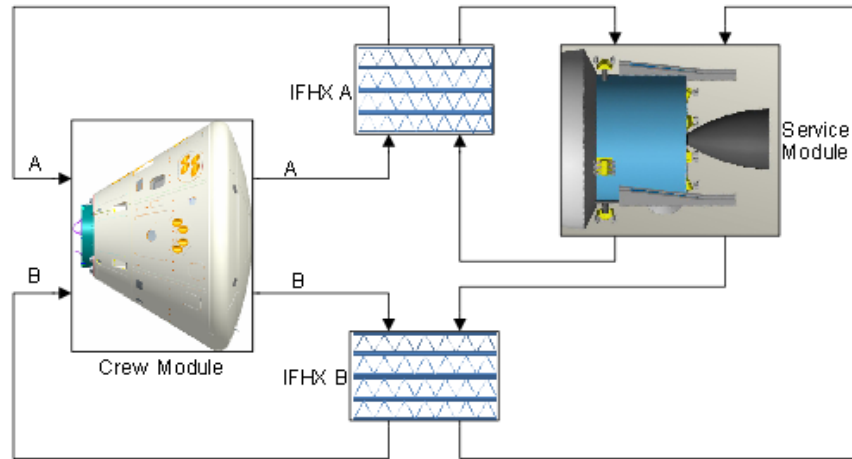


Figure 1.—Active thermal control system for *Orion*. IFHX, interface heat exchanger.

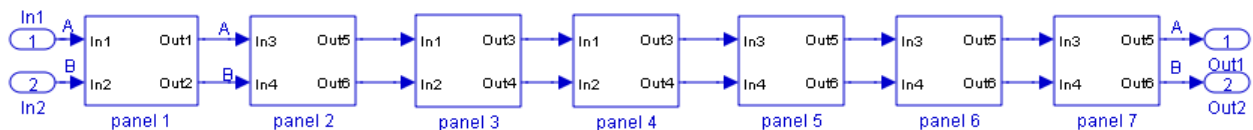


Figure 2.—Seven-panel radiator with two fluid loops.

topping during high heat load phases of the mission. The PCM HX is used only for lunar missions and the sublimator is used for both ISS and lunar missions. The SM fluid loops will carry the heat to the radiator panels and radiate the heat to space.

The radiator panel has a thin surface with fluid channels attached at its interior surface. The interior surface is covered by multilayer insulation blankets. The exterior surface is coated with material that has high emissivity. The fluid loop will come into the header and split the flow through a number of channels along the panel. For the two-loop (A and B) flow configuration, the channel will flow alternately along fluid loops A and B, and the flow condition in the two loops can be different.

The Lockheed Martin (LM) baseline design has an eight-panel radiator with flow going through two loops in series for ISS missions and a seven-panel radiator for lunar missions as shown in Figure 2. The coating on the radiator is different for ISS missions and lunar missions. The LM baseline ISS radiator uses silver Teflon coating (STC) that has a solar absorptivity and emissivity of 0.11 and 0.88, respectively. For lunar missions, the *Orion* radiator will use AZ-93, which has a solar absorptivity and emissivity of 0.2 and 0.90, respectively.

The RC radiator concept is introduced in Reference 1 and is shown in Figure 3. The major difference between the LM baseline radiator and the RC radiator is that each RC radiator panel has 15 percent more area and a reduced curvature. Two coatings, STC and AZ-93, were considered for the RC radiator concept. Three radiator configurations are evaluated for ISS missions: an LM baseline eight-panel radiator with STC, an RC seven-panel radiator with STC, and an RC seven-panel radiator with AZ-93 coating. Two radiator configurations are evaluated for the lunar missions: an LM baseline seven-panel radiator with AZ-93 coating and an RC seven-panel radiator with AZ-93 coating. The performance of the ATCS with RC radiator was evaluated for both ISS and lunar missions and compared with that of the LM baseline ATCS.

A dynamic model of the ATCS built using Simulink/MATLAB was used to compute the performance. The model includes all major components in the ATCS: the cabin HX, cold plates on the CM and SM sides, the interface heat exchanger, the regenerative HX, the PCM HX, and the radiator with its fluid loops on the SM side. The control system also was modeled to meet the thermal requirements for

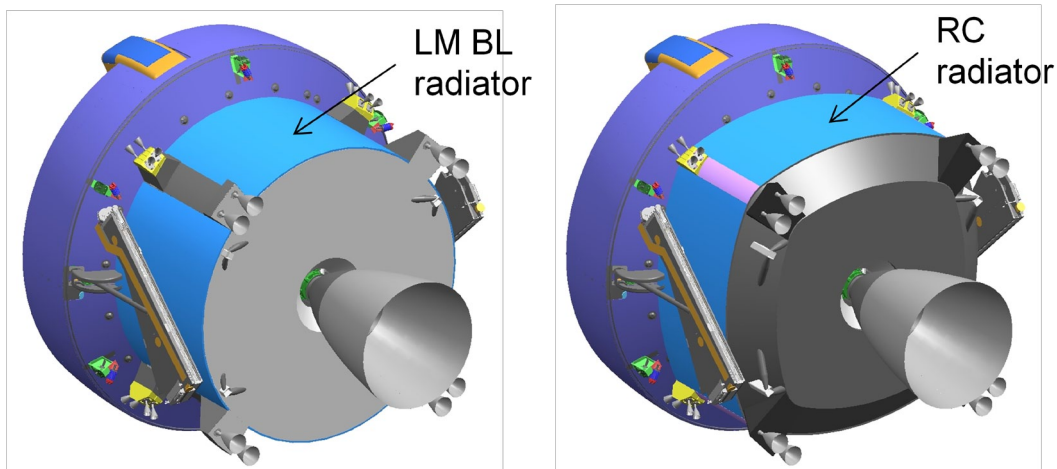


Figure 3.—Reduced-curvature (RC) radiator configuration compared with a Lockheed Martin (LM) baseline (BL) radiator.

the ATCS. The initial conditions and the ambient radiation sink temperature for the radiators must be provided for the model. Reference 2 describes the model in detail.

The following sections describe the ATCS thermal performance of each configuration for both the ISS and lunar missions and present the results. Then the conclusions are given.

### **Thermal Performance of the Active Thermal Control System With a Reduced-Curvature Radiator for International Space Station Missions**

Each RC radiator panel has 15 percent more area than the LM baseline. The LM baseline ATCS for ISS missions uses an eight-panel radiator. The RC seven-panel radiator has the same total area as the LM baseline eight-panel radiator. The RC seven-panel radiator concept was studied with two different optical coatings. The study's goals were to determine if the seven-panel RC radiator could replace the LM baseline eight-panel radiator design, (1) providing similar performance, (2) allowing cargo to be installed in the bay where the eighth panel is located, and (3) reducing the amount of water sublimated and total mass of the vehicle. An additional goal was to determine if the STC used for the LM baseline radiator for ISS missions could be replaced with AZ-93 coating (the same coating used for lunar missions) to simplify the design and qualification test articles.

Four major on-orbit hot cases, one ISS docked case on node 3, and two on-orbit cold cases on the thermal timeline were selected for the study. The four hot cases were two low Earth orbit (LEO) aft to Sun, LEO nose forward, and LEO tail nadir. The two cold cases were LEO nose forward and LEO aft to Sun. Table 1 lists the thermal beta angle; altitude; attitude; pitch, yaw, and roll angles; ATCS heat load; phase duration; and the orbit time for each case. The LEO aft to Sun case with a power load of 3728 W and the docked case were the dominant hot cases that required the most sublimator water usage.

The ATCS performance results were computed using the NASA Glenn Research Center's Simulink/MATLAB model with the sink temperature version 13 provided by LM. Table 2 lists the results for the three configurations.

During the four hot on-orbit cases and the one ISS docked case in the thermal timeline, the ATCS total water usages were

- LM eight-panel radiator with STC: 11.2 lb (baseline)
- RC seven-panel radiator with STC: 1.7 lb
- RC seven-panel radiator with AZ-93 coating: 20.0 lb

For the cold cases, the RC radiator with STC needed to have 2 to 3 percent more flow going through the regenerative HX than for the LM baseline radiator to keep the system as warm as required.

TABLE 1.—CASE DESCRIPTIONS FOR INTERNATIONAL SPACE STATION (ISS) MISSIONS

Cases <sup>a</sup>	$\beta$	Altitude, km	Attitude <sup>a</sup>	Pitch	Yaw	Roll	ATCS <sup>b</sup> load, W	Phase duration, hr	Orbit time, hr
LEO AtS hot	75	230	AtS	5	-5	0	4683	1.27	1.485
LEO NF hot	75	230	NF	0	0	315	4429	3.62	1.485
LEO TN hot	75	230	TN	0	0	270	4429	3.3	1.485
LEO AtS hot	75	230	AtS	5	-5	0	3728	15.65	1.485
ISS node 3 docked	75	350		-20	-15	15	2329	5054	1.529
LEO NF cold	40	460	NF	0	0	315	2406		1.5632
LEO AtS cold	0	460	AtS	0	0	0	1870		1.5632

<sup>a</sup>LEO, low Earth orbit; AtS, aft to Sun; NF, nose forward; TN, tail nadir.<sup>b</sup>ATCS, active thermal control system.TABLE 2.—ACTIVE THERMAL CONTROL SYSTEM (ATCS)  
PERFORMANCE FOR INTERNATIONAL SPACE STATION (ISS) MISSIONS

Cases <sup>a</sup>	Lockheed Martin baseline eight-panel radiator with silver Teflon coating (STC)		Reduced-curvature seven-panel radiator with STC		Reduced-curvature seven-panel radiator with AZ-93 coating	
	ATCS water usage per orbit, lb	Flow to regenerative heat exchanger	ATCS water usage per orbit, lb	Flow to regenerative heat exchanger	ATCS water usage per orbit, lb	Flow to regenerative heat exchanger
LEO AtS hot	1.68	0	0.73	0	2.4	0
LEO NF hot	1.63	0	.44	0	5.1	0
LEO TN hot	2.6	0	.0	0	2.46	0
LEO AtS hot	0	0	0	0	0.0	0
ISS node 3 docked	0	0	0	0	0	0
LEO NF cold	0	62	0	65	0	62
LEO AtS cold	0	80	0	82	0	80

<sup>a</sup>LEO, low Earth orbit; AtS, aft to Sun; NF, nose forward; TN, tail nadir.

It can be concluded that the ATCS with RC seven-panel radiator with STC would have better performance than would the LM baseline ATCS and that less water would sublime. However, the ATCS with RC seven-panel radiator with AZ-93 coating would sublime more water than the LM baseline ATCS would.

## Thermal Performance of an Active Thermal Control System With a Reduced-Curvature Radiator for Lunar Missions

The LM baseline ATCS for lunar missions uses a seven-panel radiator. The RC seven-panel radiator has 15 percent more total radiator surface area than the LM baseline seven-panel radiator since each RC radiator panel has 15 percent more area than the LM baseline.

A larger radiator area will increase heat rejection and reduce the amount of water sublimated for the hot case: when the heat load on the ATCS is high and the environment is hot. For cold cases when the heat load is low and the environment is cold, a larger radiator area will make the system colder. Thus, a larger radiator area will result in increasing flow to the regenerative HX, which is used to keep the fluid temperature from going below a defined set point of 20 °F. We needed to find out how much the amount of sublimated water could be reduced and how cold the system would get when all the control requirements were met for the different configurations.

The study's goals for lunar missions were to determine if the seven-panel RC radiator could replace the LM seven-panel radiator with the same coating (AZ-93). Seven hot cases and two cold cases on the timeline were used. The hot cases were LEO aft to Sun, LEO nose forward, LEO tail nadir, LEO nose nadir, lower lunar orbit (LLO) aft to Sun, LLO nose forward, and LLO nose nadir. The cold cases were LLO aft to Sun and lunar transit aft to Sun. The details of each case are listed in Table 3, and the results are listed in Table 4.



TABLE 3.—CASE DESCRIPTIONS FOR LUNAR MISSIONS

Cases <sup>a</sup>	$\beta$ angle	Altitude, km	Attitude <sup>a</sup>	Pitch	Yaw	Roll	ATCS <sup>b</sup> load, W	ATCS <sup>b</sup> load duration	Orbit time, hr
LEO AtS hot	56	172	AtS	20	–20	0	4500	23 min	1.466
LEO NF hot	56	172	NF	0	0	315	4134	2.3 hr	1.466
LEO TN hot	56	172	TN	0	0	270	4246	45 min	1.466
LEO NN hot	56	172	NN	20	20	0	3500	86 hr	1.466
LLO AtS cold	90	400	AtS	0	0	0	1725		2.465
Lt AtS cold			AtS	20	–20	0	2512		2.0
LLO AtS hot	0	90	AtS	5	–5	0	3799	83 hr	1.949
LLO NF hot	0	90	NF	0	0	180	3650	2 hr	1.949
LLO NN hot	0	75	NN	–20	20	0	2571	161.67 hr	1.925

<sup>a</sup>LEO, low Earth orbit; AtS, aft to Sun; NF, nose forward; TN, tail nadir; NN, nose nadir; LLO, lower lunar orbit; Lt, lunar transit.

<sup>b</sup>ATCS, active thermal control system.

TABLE 4.—ACTIVE THERMAL CONTROL SYSTEM (ATCS)  
PERFORMANCE FOR LUNAR MISSIONS

Cases <sup>a</sup>	Lockheed Martin baseline seven-panel radiator with AZ–93 coating		Reduced-curvature seven-panel radiator with AZ–93 coating	
	ATCS water usage per orbit, lb	Water flow to regenerative heat exchanger, percent	ATCS water usage per orbit, lb	Water flow to regenerative heat exchanger, percent
LEO AtS hot	0	0	0	0
LEO NF hot	0	0	0	0
LEO TN hot	0	0	0	0
LEO NN hot	0	0	0	23
LLO AtS cold	0	80	0	85
Lt AtS cold	0	58	0	64
LLO AtS hot	0	0	0	32
LLO NF hot	2.33	0	1.56	20
LLO NN hot	0	50	0	60

<sup>a</sup>LEO, low Earth orbit; AtS, aft to Sun; NF, nose forward; TN, tail nadir; NN, nose nadir; LLO, lower lunar orbit; Lt, lunar transit.

The PCM is planned to be used for lunar missions only for thermal topping. The wax in the PCM will melt during hot operations and will freeze during cold operations. For the LLO nose-forward hot case, the ATCS with the RC radiator sublimated slightly less water than did the LM baseline radiator. For other hot cases, the ATCS with the RC radiator melted less wax in the PCM than did the LM baseline, but no water was sublimated in either configuration. In all cases, the ATCS with the RC radiator had more flow going through the regenerative HX because this radiator has more surface area, but it never reached 100-percent flow to the regenerative HX. Overall, the ATCS with RC seven-panel radiator had similar performance to the LM baseline ATCS.

In conclusion, the ATCS with RC seven-panel radiator could be used for both ISS and lunar missions, but with two different coatings—STC for ISS missions and AZ–93 for lunar missions—to minimize water usage.

## Conclusions

The RC radiator concept was investigated for the *Orion* ATCS. The thermal performance of the ATCS with the RC radiator concept was computed and compared with the LM baseline design for both ISS and lunar missions. It was concluded that, for ISS missions, the ATCS with the RC seven-panel radiator with STC performs better than the LM baseline and would use less water for sublimation; however, the ATCS with the RC seven-panel radiator with AZ–93 coating would sublimate twice as much water as the LM baseline ATCS. For lunar missions, the ATCS with RC seven-panel radiator

would have performance similar to that of the LM baseline. Further studies are planned to validate the results presented here and the ATCS performance on the entire timeline will be compared for each configuration.

## **References**

1. Thomas Goodnight, Thomas Cressman, private communications, NASA Glenn Research Center, Cleveland, OH
2. Wang, Xiao-Yen J.; and Yuko, James: “*Orion* Active Thermal Control System Dynamic Modeling Using Simulink/MATLAB,” AIAA–2010–0810 (see also NASA/TM—2010-216252), 2010.

REPORT DOCUMENTATION PAGE			Form Approved OMB No. 0704-0188		
<p>The public reporting burden for this collection of information is estimated to average 1 hour per response, including the time for reviewing instructions, searching existing data sources, gathering and maintaining the data needed, and completing and reviewing the collection of information. Send comments regarding this burden estimate or any other aspect of this collection of information, including suggestions for reducing this burden, to Department of Defense, Washington Headquarters Services, Directorate for Information Operations and Reports (0704-0188), 1215 Jefferson Davis Highway, Suite 1204, Arlington, VA 22202-4302. Respondents should be aware that notwithstanding any other provision of law, no person shall be subject to any penalty for failing to comply with a collection of information if it does not display a currently valid OMB control number.</p> <p>PLEASE DO NOT RETURN YOUR FORM TO THE ABOVE ADDRESS.</p>					
1. REPORT DATE (DD-MM-YYYY) 01-10-2010		2. REPORT TYPE Technical Memorandum		3. DATES COVERED (From - To)	
4. TITLE AND SUBTITLE Thermal Performance of <i>Orion</i> Active Thermal Control System With Seven-Panel Reduced-Curvature Radiator		5a. CONTRACT NUMBER			
		5b. GRANT NUMBER			
		5c. PROGRAM ELEMENT NUMBER			
6. AUTHOR(S) Wang, Xiao-Yen, J.; Yuko, James, R.		5d. PROJECT NUMBER			
		5e. TASK NUMBER			
		5f. WORK UNIT NUMBER WBS 644423.06.32.01.03			
7. PERFORMING ORGANIZATION NAME(S) AND ADDRESS(ES) National Aeronautics and Space Administration John H. Glenn Research Center at Lewis Field Cleveland, Ohio 44135-3191		8. PERFORMING ORGANIZATION REPORT NUMBER E-17472			
9. SPONSORING/MONITORING AGENCY NAME(S) AND ADDRESS(ES) National Aeronautics and Space Administration Washington, DC 20546-0001		10. SPONSORING/MONITOR'S ACRONYM(S) NASA			
		11. SPONSORING/MONITORING REPORT NUMBER NASA/TM-2010-216893			
12. DISTRIBUTION/AVAILABILITY STATEMENT Unclassified-Unlimited Subject Categories: 34 and 64 Available electronically at <a href="http://gltrs.grc.nasa.gov">http://gltrs.grc.nasa.gov</a> This publication is available from the NASA Center for AeroSpace Information, 443-757-5802					
13. SUPPLEMENTARY NOTES					
14. ABSTRACT The active thermal control system (ATCS) of the crew exploration vehicle ( <i>Orion</i> ) uses radiator panels with fluid loops as the primary system to reject heat from spacecraft. The Lockheed Martin (LM) baseline Orion ATCS uses eight-panel radiator coated with silver Teflon coating (STC) for International Space Station (ISS) missions, and uses seven-panel radiator coated with AZ-93 white paint for lunar missions. As an option to increase the radiator area with minimal impact on other component locations and interfaces, the reduced-curvature (RC) radiator concept was introduced and investigated here for the thermal perspective. Each RC radiator panel has 15 percent more area than each Lockheed Martin (LM) baseline radiator panel. The objective was to determine if the RC seven-panel radiator concept could be used in the ATCS for both ISS and lunar missions. Three radiator configurations-the LM baseline, an RC seven-panel radiator with STC, and an RC seven-panel radiator with AZ-93 coating-were considered in the ATCS for ISS missions. Two radiator configurations-the LM baseline and an RC seven-panel radiator with AZ-93 coating were considered in the ATCS for lunar missions. A Simulink/MATLAB model of the ATCS was used to compute the ATCS performance. Some major hot phases on the thermal timeline were selected because of concern about the large amount of water sublimated for thermal topping. It was concluded that an ATCS with an RC seven-panel radiator could be used for both ISS and lunar missions, but with two different coatings-STC for ISS missions and AZ-93 for lunar missions-to provide performance similar to or better than that of the LM baseline ATCS.					
15. SUBJECT TERMS Active thermal control system; Dynamic modeling; Spacecraft					
16. SECURITY CLASSIFICATION OF:			17. LIMITATION OF ABSTRACT	18. NUMBER OF PAGES 12	19a. NAME OF RESPONSIBLE PERSON STI Help Desk (email: <a href="mailto:help@sti.nasa.gov">help@sti.nasa.gov</a> )
a. REPORT U	b. ABSTRACT U	c. THIS PAGE U			19b. TELEPHONE NUMBER (include area code) 443-757-5802



