



44<sup>th</sup> International Conference on  
Environmental Systems



# Visible-Light-Responsive Catalysts Using Quantum-Dot Modified TiO<sub>2</sub> for Air and Water Purification



Dr. Janelle L. Coutts

KSC, Engineering Services Contract

Dr. Paul E. Hintze

KSC, NASA NE-L Directorate

Dr. Christian A. Clausen

University of Central Florida, Dept. of Chemistry

Mr. Jeffrey T. Richards

KSC, Engineering Services Contract

Marriott University Park, Tucson, AZ

July 13-17, 2014



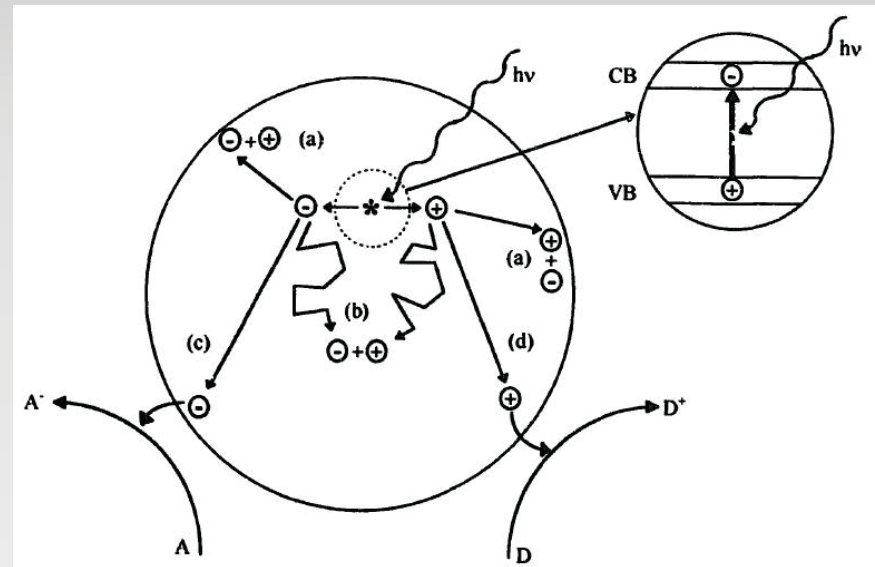
44<sup>th</sup> International Conference on  
Environmental Systems

# Background & Project Goals



# Photocatalysis

- Titanium dioxide has dominated the field for decades
  - Commercially available Degussa P25
    - 70-85% anatase, 15-30% rutile
    - 3.2 eV band gap for anatase requires photons of 388 nm or lower (UV) for activation
  - Traditional Hg-vapor light sources precludes use in crewed spacecraft
  - Photonic energy requirements disallow use of indoor lighting or majority of solar spectrum
  - Only provides moderate reaction rates
  - Somewhat low quantum yield



Processes occurring in a photocatalyst after electron-hole separation (Agrios et al. 2003):

- (a) Recombination of the electron and hole at the surface
- (b) Recombination of the electron and hole on the bulk of the material
- (c) Electron participation in the reduction reactions
- (d) Hole participation in oxidation reactions



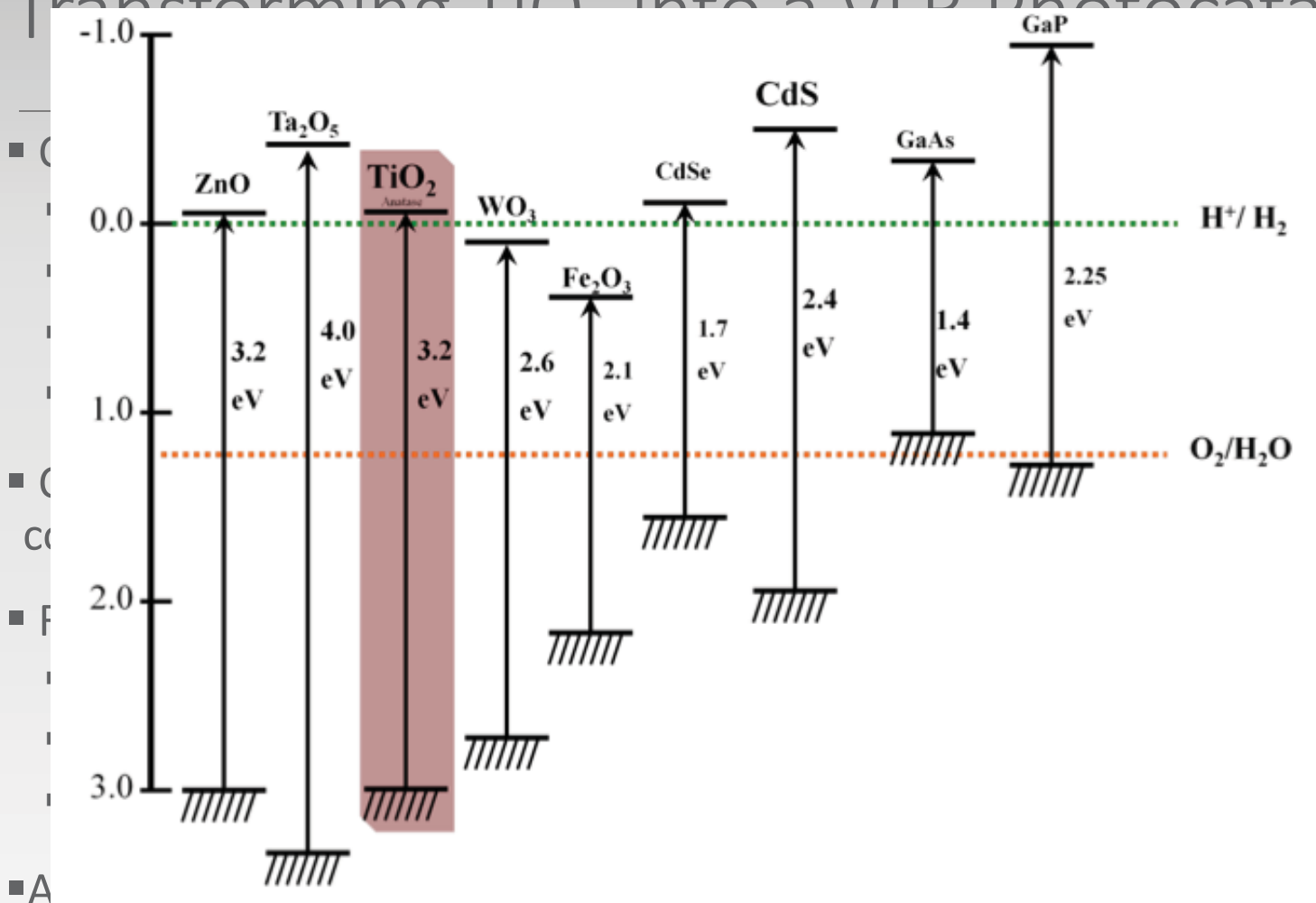
# Visible-Light-Activated Photocatalysis

---

- Possible solution to photocatalysis limitations: enable  $\text{TiO}_2$  to become visible light responsive (VLR)
  - Allows for better use of solar radiation (~45% of the spectrum lies in the visible region)
  - Allows for use of highly efficient blue or white LEDs
  - Can lower electron-hole recombination events
- Applications include:
  - ISS applications
    - Air Trace Contaminant Control (TCC)
    - Water recovery systems
  - Low-cost  $\text{H}_2$  production using solar energy
  - Enhanced chemical and microbial purification of water
- How do we achieve this?



# Transforming TiO<sub>2</sub> into a VLP Photocatalyst





## Project Goals

---

- Development of a VLR-TiO<sub>2</sub> catalyst library focused on coupling narrow band gap semiconductors with TiO<sub>2</sub> via:
  - Photodeposition
  - Mechanical alloying
- Development of rapid screening methods in both aqueous and gas phase for consistent evaluation of each catalyst
- Comparison of catalysts prepared in-house and commercially available VLR catalyst systems



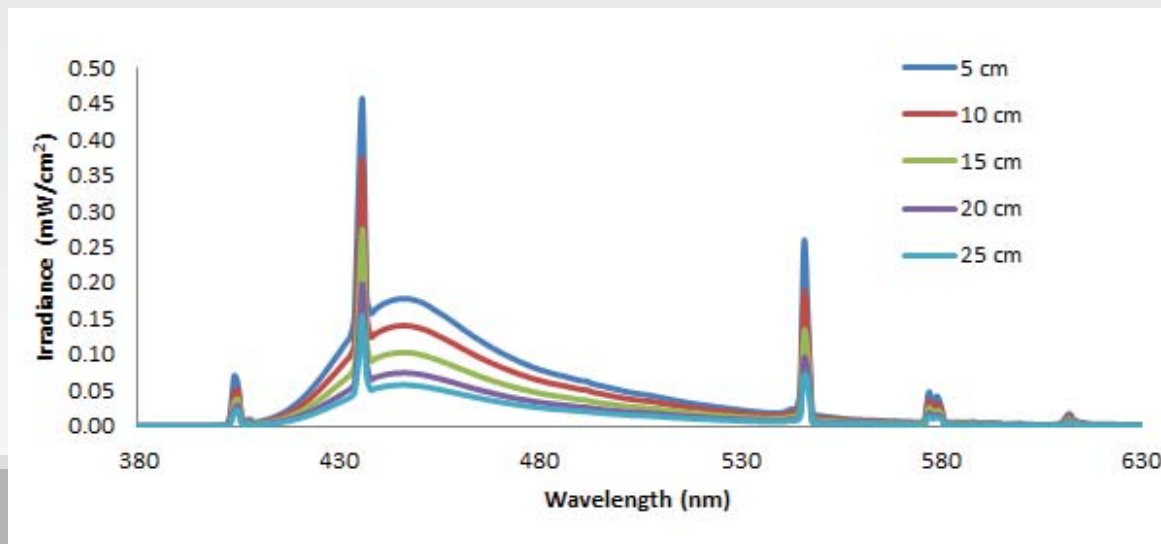
44<sup>th</sup> International Conference on  
Environmental Systems

# Methods & Materials



## Light Source Characterization

- Custom light bank of six 24-W Marine Glo T5 high output fluorescent bulbs utilized throughout this study
- Irradiance profiles at varied distances determined in a dark room using an Optronics Laboratories OL754C spectroradiometer
  - Sharp peaks at 404, 435, 546, 578 are due to emission lines from mercury
  - Broad peak from ~400 to 500 nm due to phosphor coating on the wall of the lamp
- Height with highest irradiance used for both aqueous and gas phase studies







## Catalyst Preparation

- 45 catalysts prepared by two methods: photodeposition or mechanical alloying
  - Degussa P25 TiO<sub>2</sub> coupled with metal sulfide quantum dots, metal selenide quantum dots, and/or pure metal
  - Photodeposition formed quantum dots on TiO<sub>2</sub> surface using UV radiation and metal salts/sulfur quantum dot precursors
  - Mechanical alloying milled TiO<sub>2</sub> with purchased quantum dots



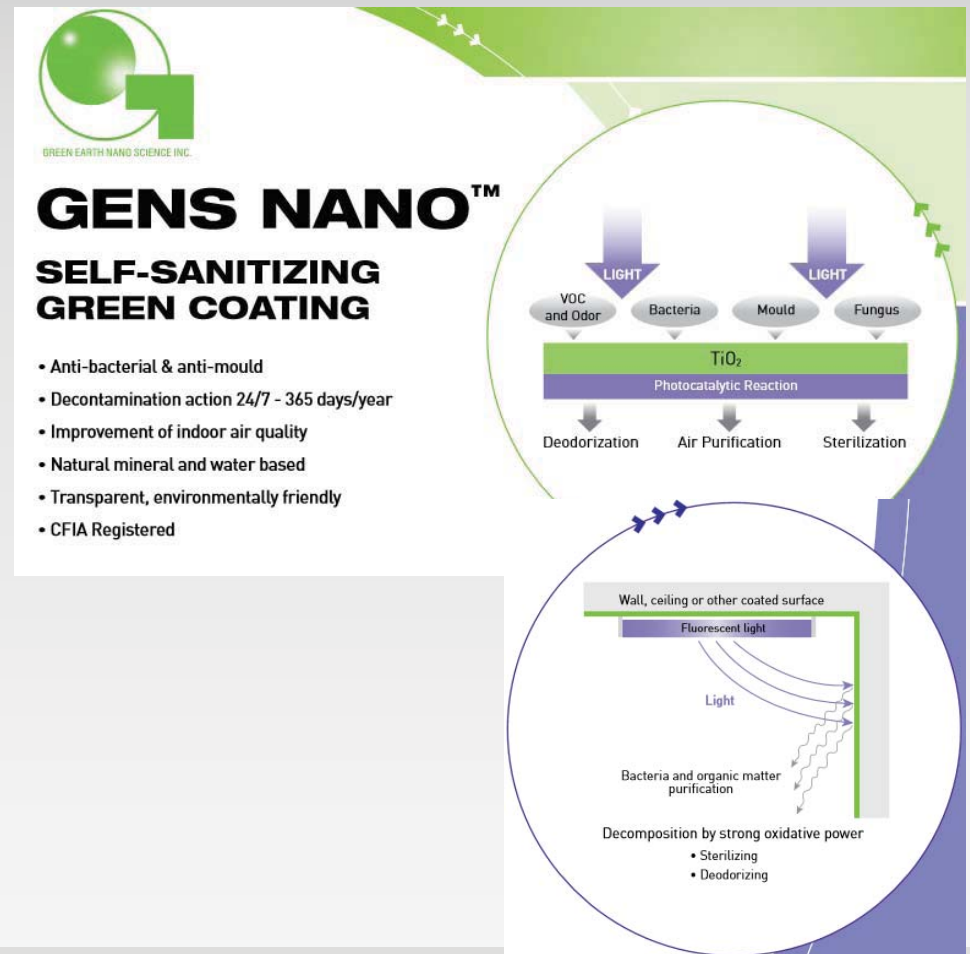
Left: Photodeposition preparation method for quantum dot formation on TiO<sub>2</sub>

Right: Spex 8000M Mill used for mechanical alloying



# Commerical VLR Catalyst

- GENS NANO Solution
  - Claims to allow treated surfaces to be self-sanitizing and self-cleaning
  - Proprietary altered TiO<sub>2</sub> formula that harvests solar or fluorescent light energy to activate catalyst
  - Sold as an aqueous sol solution to be applied to surfaces





## Rapid Aqueous Phase Assay

- 4-chlorophenol (4CP) test contaminant
- Catalyst loading rate: 10 mg/mL contaminant solution
- All reactions carried out in a Controlled Environment Chamber (CEC) at 30°C
- Dark adsorption for 30 min followed by visible light irradiation for 30 min with stirring
- Analysis via HPLC for 4CP removal:

$$\text{Removal \%} = \left( \frac{[4CP]_{\text{Initial}} - [4CP]_{\text{Final}}}{[4CP]_{\text{Initial}}} \right) * 100$$



Catalyst samples prepared for Liquid Assay

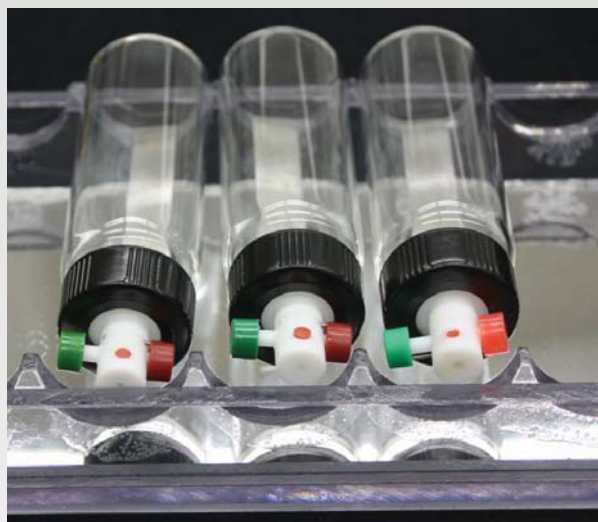


Liquid assay setup



## Rapid Gas Phase Assay

---



Gas assay setup

- Ethanol test contaminant
- 5 mg/mL aqueous catalyst slurry deposited on aluminum coupons to create thin film
- Dark adsorption for 60 min followed by visible light irradiation for 60 min
- Analysis via GC-FID for ethanol removal and acetaldehyde formation
- Assay designed to be rapid; not optimized for completed mineralization of EtOH to CO<sub>2</sub>



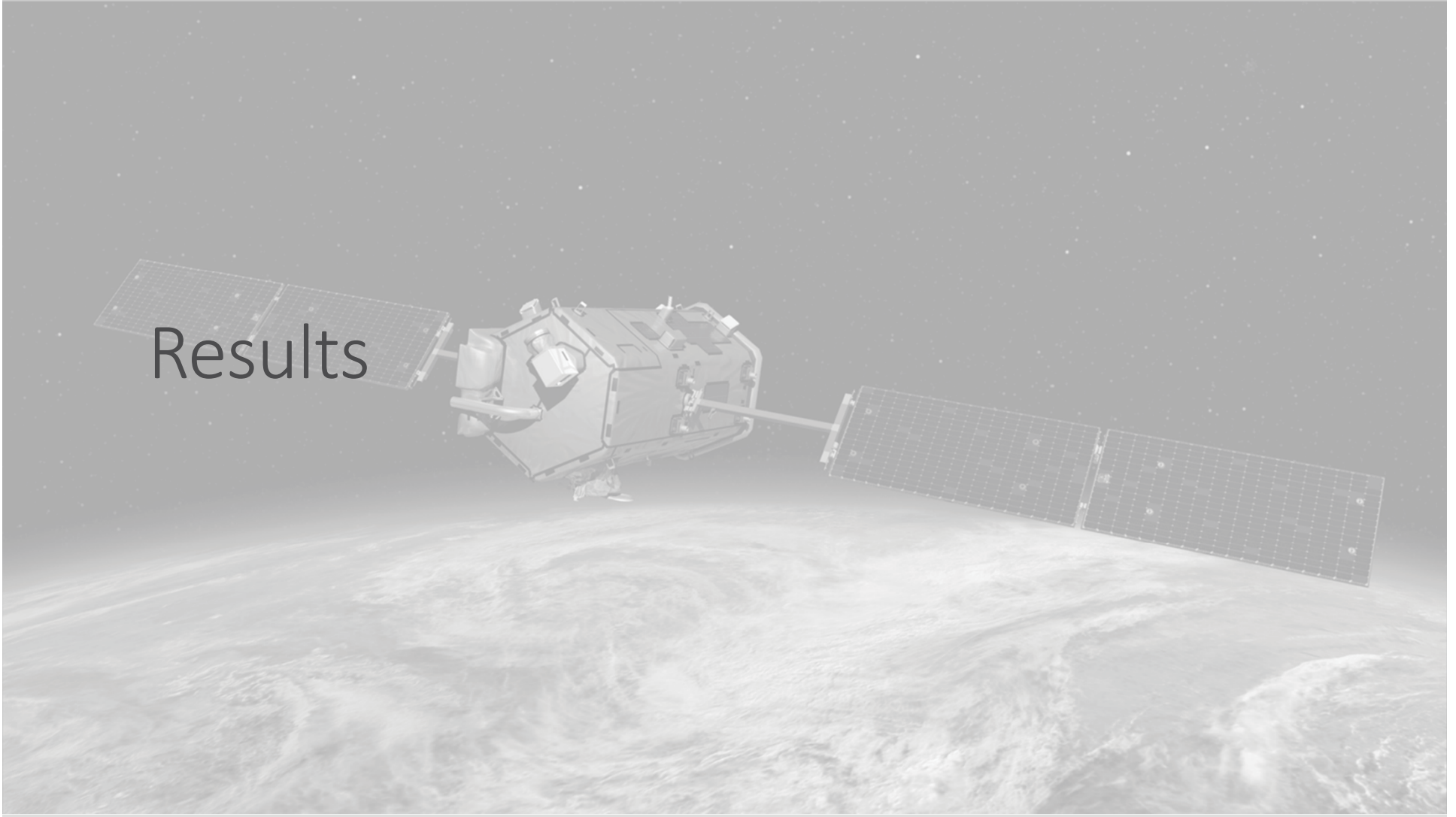
# Catalyst Characterization

---

- Diffuse Reflectance Analysis
  - Jasco V-670 UV/Vis spectrophotometer equipped with 60-mm diameter integrating sphere
  - % reflectance from 300-800 nm
  - Reference material: Spectralon (Labsphere)
  
- X-Ray Photoelectron Spectroscopy (XPS) Analysis
  - Thermo Scientific K-Alpha system
  - Completed for catalysts with appreciable VLR activity
  - Comparison for catalysts prepared via both methods



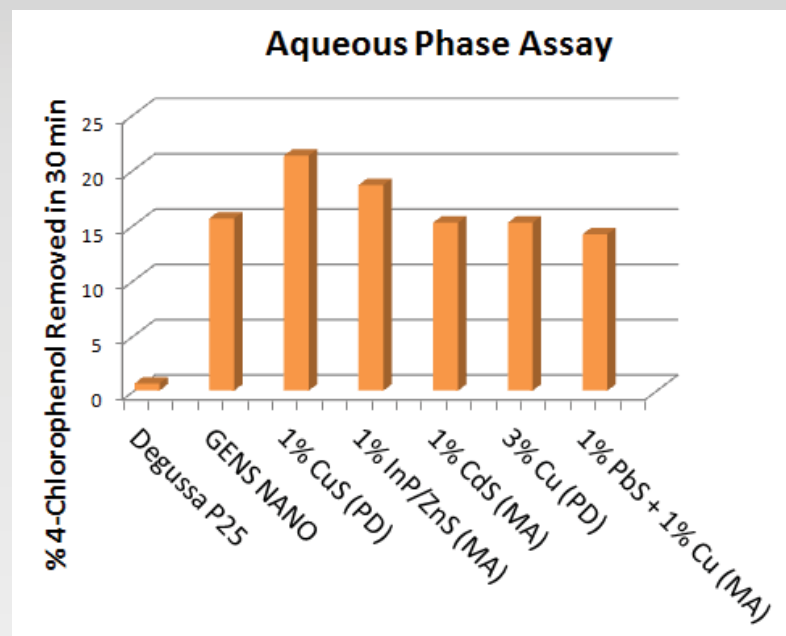
# Results





## Rapid Aqueous Phase Assay

- 5 catalysts with 0.4%+ per min degradation rates of 4CP
- Degussa P25 exhibited minute activity likely due to small % of UV emitted from light source
- GENS NANO out performed by 2 in-house catalysts
  - Other in-house catalysts showed near-equivalent performance



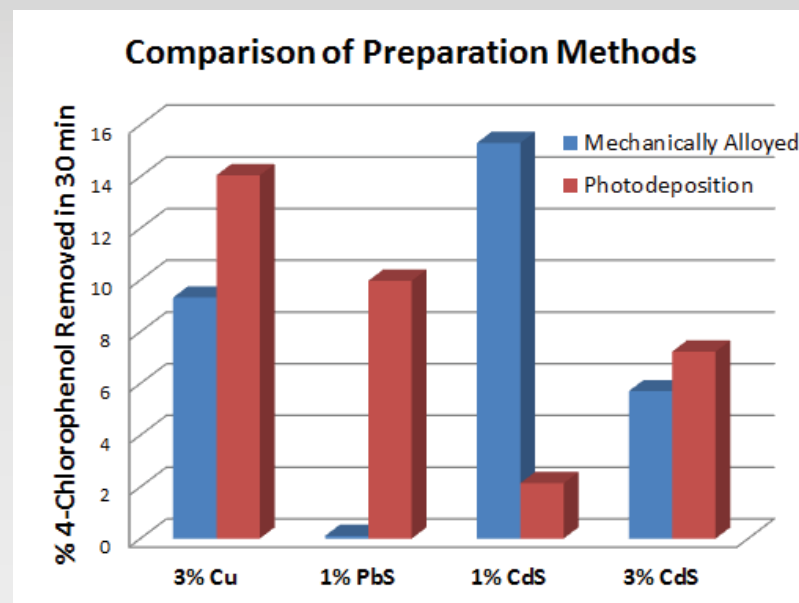
4CP removal capacity of top-performing catalysts for aqueous phase assay.

PD = photodeposition method  
MA = mechanical alloying method



## Rapid Aqueous Phase Assay

- Neither preparation method proved more successful than the other in the current experiment
- Requires further investigation into preparation method relationship with catalyst activity
  - Mechanical alloying method, if determined to be favored, is a faster process
  - Photodeposition followed by mechanical alloying may further increase activity by increasing catalyst surface area.

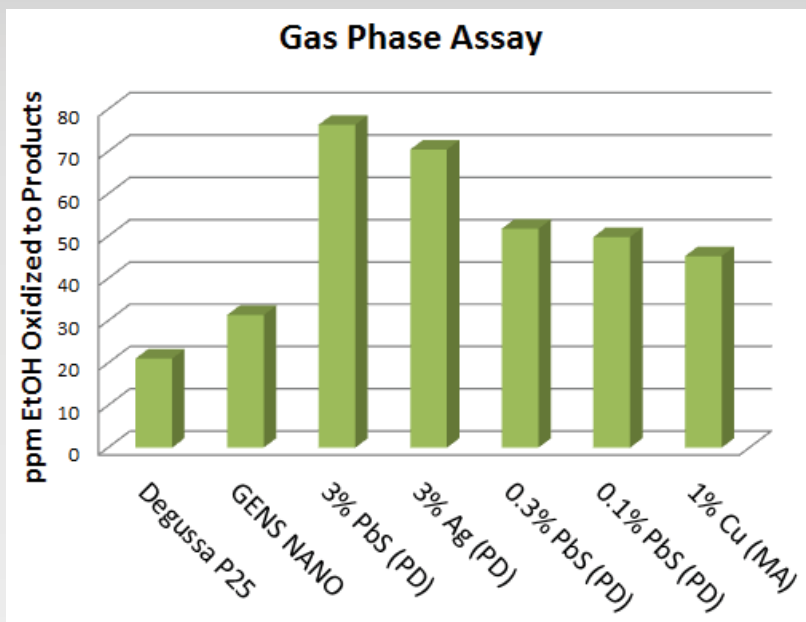


Aqueous assay results with respect to  
comparison method





## Rapid Gas Phase Assay



4CP removal capacity of top-performing catalysts for gas phase assay.

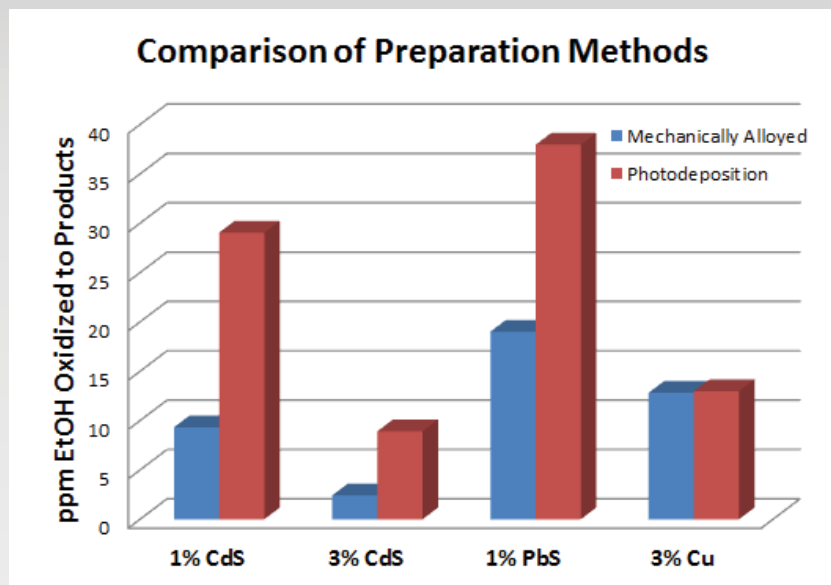
PD = photodeposition method

MA = mechanical alloying method

- 5 top-performing catalysts for photocatalytic oxidation of ethanol to acetaldehyde
- Degussa P25 found to have ~18% removal even with polyacrylic UV filter in place
  - 100% of UV exposure was not omitted
- GENS NANO showed improvement over bare TiO<sub>2</sub> but not near the activity of in-house catalysts
- Acetaldehyde is not a favored product
  - Constraints on reactor design limited analytical methods
  - Still serves as worthwhile indicator of catalyst activity



## Rapid Gas Phase Assay

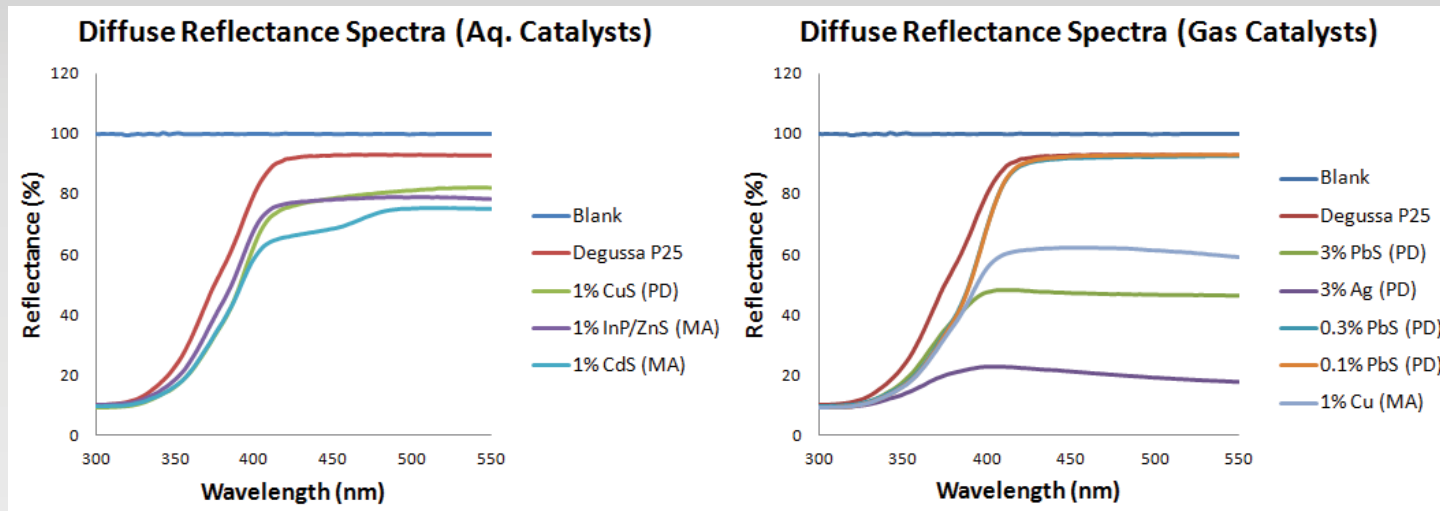


Gas assay results with respect to  
comparison method

- Comparison of preparation methods shows clear difference in activity
- Photodeposition method proved superior to mechanical alloying method
- Could be due to oxidation of the metal and/or quantum dot species during mechanical alloying process
- XPS analysis showed definitive differences in metal and/or quantum dot peaks for the alternate preparation methods
  - E.g.: PbS-modified sample showed intact PbS peak for photodeposition method but was altered in the mechanically alloyed sample
  - Shows drawback of high-energy, high-temperature reactions



# Diffuse Reflectance Analysis



- Diffuse reflectance data allows for calculation of material's band gap energy
- For all samples analyzed, there is a clear red-shift in the reflectance shoulder
  - Explains increased activity in visible region over Degussa P25
- Degussa P25 shows two shoulders (anatase and rutile phase)
- Several samples also exhibit multiple shoulders ( $\text{TiO}_2$  and other metal or quantum dot)



## Conclusions & Future Work

---

- Project Achievements:
  - Development of rapid assays for close the intellectual gap in current research
  - Promising initial results for multiple in-house developed catalysts in both gas and liquid phase assays
  - In-house catalysts with performance rates far above a commercially available VLR catalyst
  - Further development can lead to many applications for ISS, future space exploration systems, and terrestrially.
- Results support a need for further investigation into top-performing catalysts
  - Closer comparison of preparation methods
  - Optimization of catalysts
  - Further assays studying recalcitrant target compounds



# Acknowledgements

---

The authors would like to thank:

- The late Dr. Lanfang Levine, KSC Engineering Services Contract
- Dr. Steven Trigwell, KSC Engineering Services Contract
- Lawrence Koss, KSC Engineering Services Contract
- Dr. Thomas Graham, KSC NASA Postdoctoral Program
- Dr. Phillip Maloney, KSC NASA Postdoctoral Program

Research support was provided by the Kennedy Space Center 2011  
Center Innovation Fund (CIF)



Questions?