

NanoSail-D

Edward E. Montgomery IV
NASA Marshall Space Flight Center
Huntsville, AL 35812

Charles L. Adams, *Gray Research Inc.*
655 Discovery Dr., Suite 300
Huntsville, AL 35806


The "NanoSail-D" mission is currently scheduled for launch onboard a Falcon-1 Launch Vehicle in the early June 2008 timeframe. The NanoSail-D spacecraft will consist of a solar sail subsystem stowed in a 2U volume and a 1U spacecraft bus, provided by Ames Research Center. The primary objectives of the NanoSail-D technology demonstration mission are to fabricate, stow and deploy on-orbit a solar sail and perform a de-orbit maneuver to demonstrate a potential orbital debris mitigation technology. The NanoSail-D mission is being developed through a collaborative effort between the NASA Marshall Space Flight Center and the NASA Ames Research Center Small Spacecraft Office.

Details of the NanoSail-D system will be presented, including: 1) design details of the solar sail reflective membrane quadrants, gossamer booms, deployment system and passive attitude control system, 2) design analysis results including structural, thermal, environmental, orbital debris and safety, and 3) test results including deployment, ascent venting, launch vibration and PPOD integration verification.

NanoSail-D



SCIENCE & MISSION SYSTEMS



CubeSat Developers' Workshop
California Polytechnic State University
San Luis Obispo, CA

Edward E. (Sandy) Montgomery IV
NASA Marshall Space Flight Center

Charles L. Adams
Jacobs/ Gray Research, Inc.



NanoSail-D

NanoSail-D Mission Overview



Objectives

Primary


- Establish ARC-MSFC collaborative relationship for small satellite initiatives
- Deploy solar sail leveraging directed work performed by MSFC in prior years under the SMD In-Space Propulsion Program

Secondary/Opportunity


- Demo Orbital Debris Mitigation technology – drag sail
- Ground Imaging to reduce spacecraft instrumentation
- Add to flight experience - ARC Bus “light” experience

Relevance

- Planetary & Heliophysics Science missions
- Most smallsats orbiting above 450 km struggle to meet <25 year life MOD requirement



Falcon-1 Third Launch
(SpaceX)

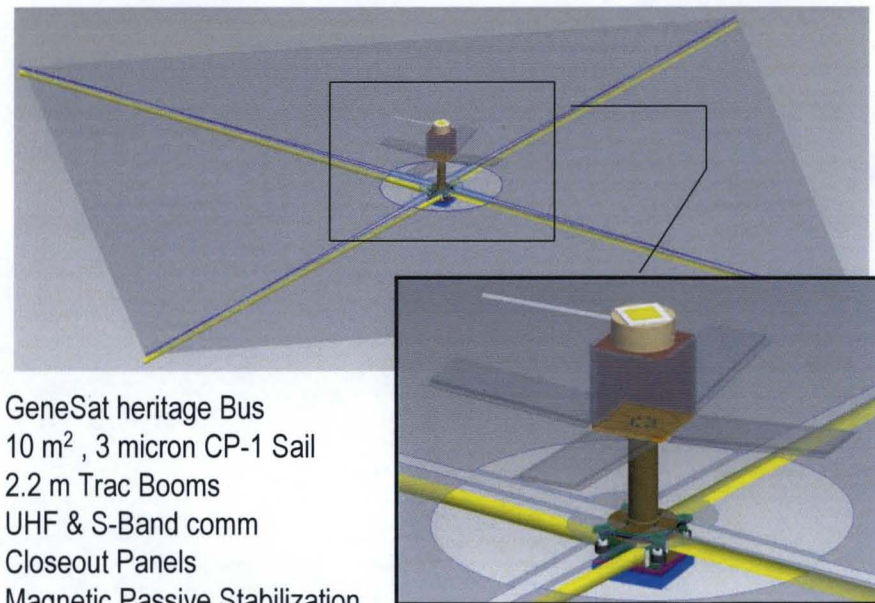


Launch Date: June, 2008


Launch site: Omelek Island, RTS (Kwaj)

Orbit: 685 X 330 km, 9° inclination

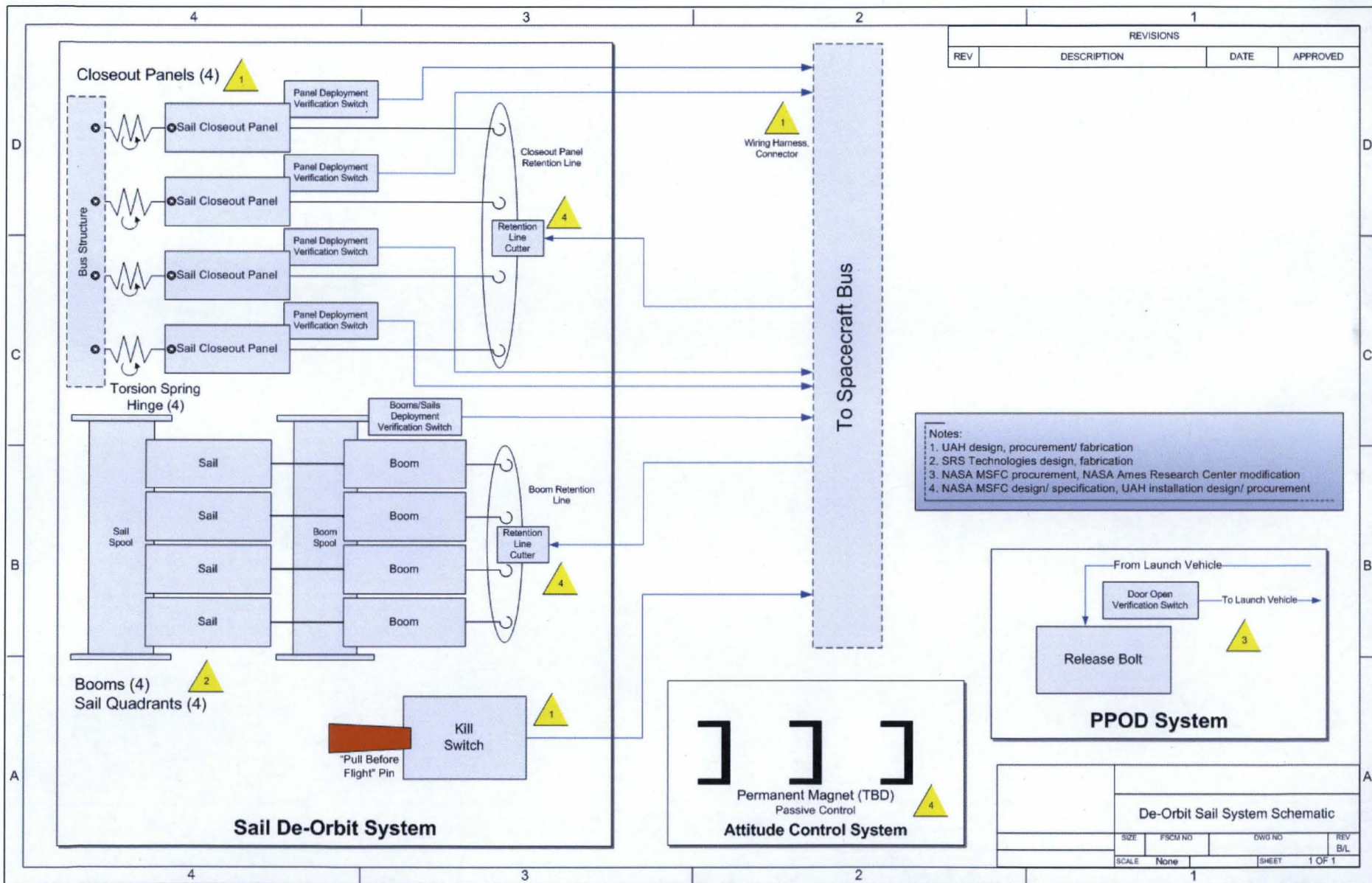
De-Orbit Period: Approximately 14 days



Deployed Configuration




System Schematic



- Sail Quadrants
- Booms (Trac and Tape Spring Booms)
- Deployment System (Spools, Governor System Details)
- Bus/Passive ACS

NanoSail-D Payload Subsystem




Stowed Configuration




Sail Subsystem Design Details





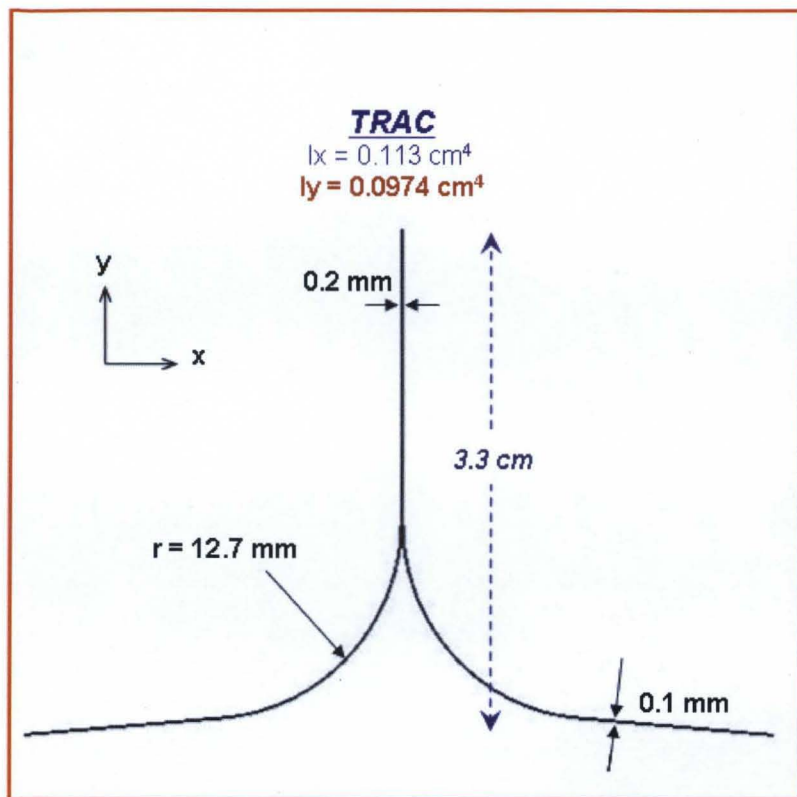
Boom Spool Assembly




Sail Spool Assembly








Elgiloy "Trac" Booms
Boom Housing
Retaining Springs/Guides






Sail Quadrant Design



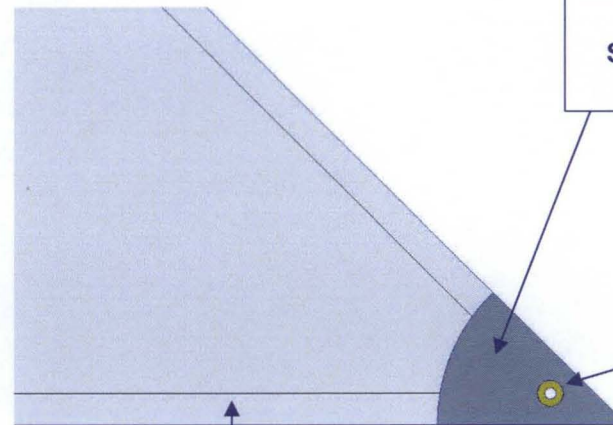
Corner 2.



Corner 1.

2.5 Micron CP1 Panel Seam

Corner 3.




Interface Doubler to Spread Load from Point Attachment

Boom Interface Attachment Grommet

Wrap-around Edge (Folded edge around border cable)




Spool Interface Attachment Grommet



NanoSail-D

Sail Stowage Configuration




Z-Folded/Rolled Sail

Flanged Sail Spool

Central Structural Post

Bushings






Sail Quadrant Deployment Sequence



4 Quadrant Deployment Demonstration

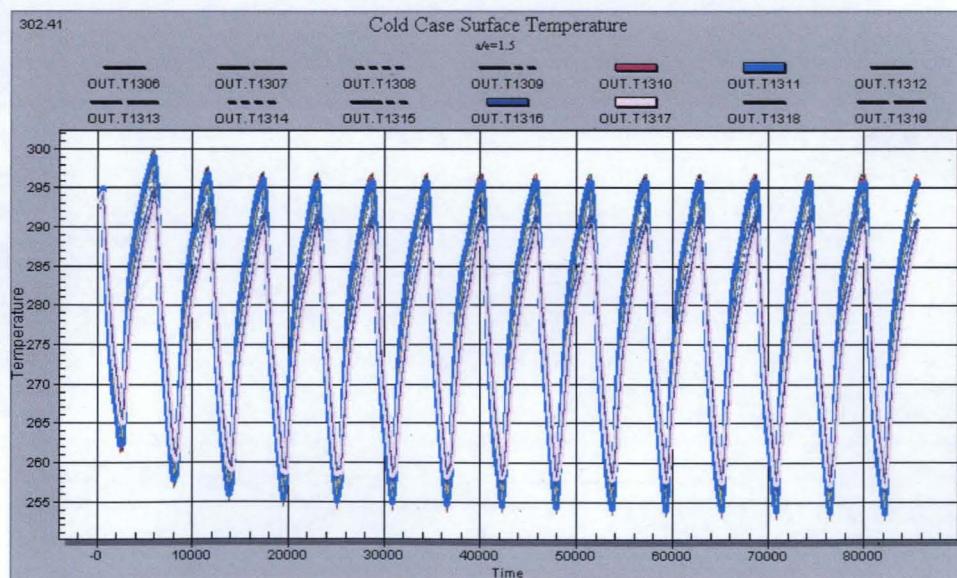
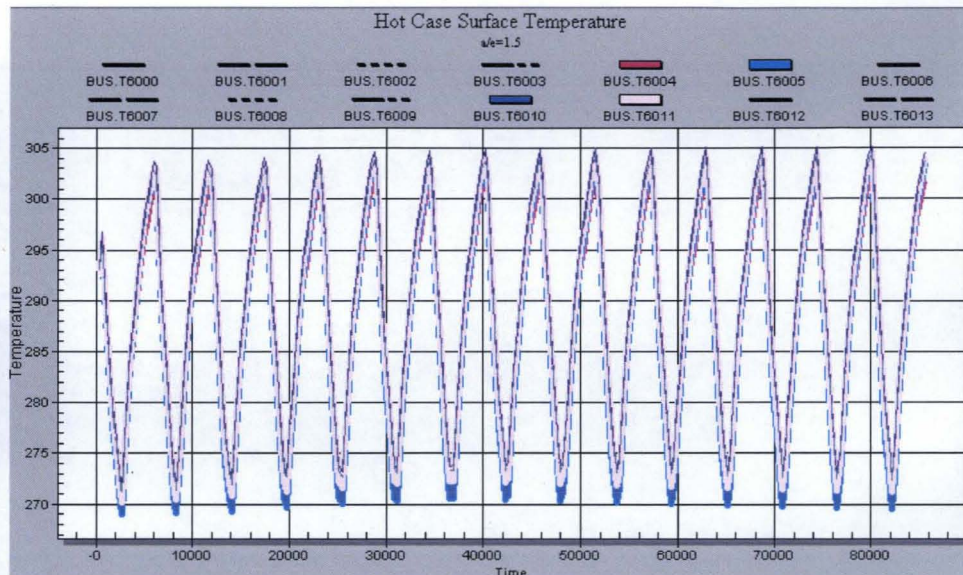



- Thermal Analysis
- Structural Analysis
- De-Orbit Predictions, Orbital Debris




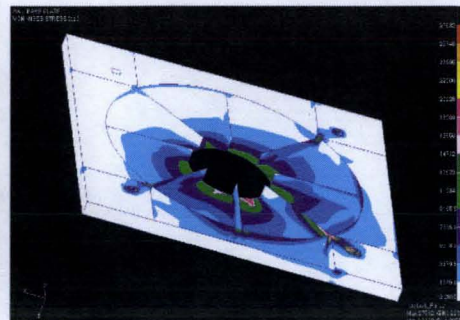

NanoSail-D

Thermal Analysis Results





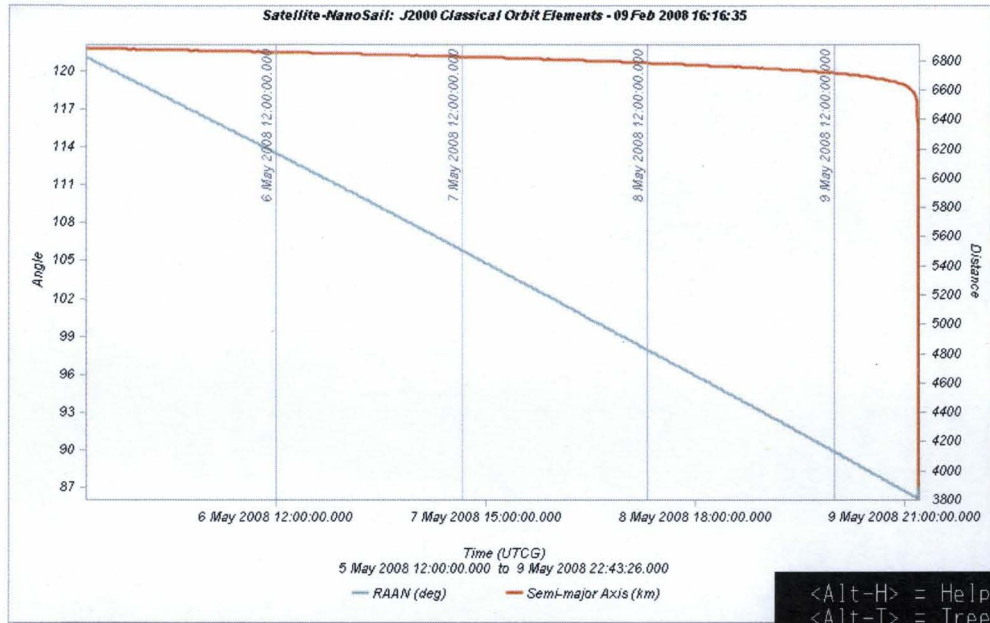
COMPONENT NAME	NANOSAIL ASSEMBLY MINIMUM MARGIN OF SAFETY SUMMARY TABLE		
	FAILURE MODE	CONDITION	MARGIN OF SAFETY
BOTTOM COVER PLATE	VON MISES	YIELD	+10.506
LOWER FRAME	VON MISES	YIELD	+0.058
SAIL BASEPLATE	VON MISES	YIELD	+0.341
SAIL BOOM TOP PLATE	COMBINED - MAX PRINCIPAL	ULTIMATE	+0.086
SAIL BOOM POST	VON MISES	YIELD	+8.519
SAIL BOTTOM PLATE	COMBINED - MAX PRINCIPAL	ULTIMATE	+0.019
SAIL POST	VON MISES	YIELD	+15.260
SAIL TOP PLATE	COMBINED - MAX PRINCIPAL	ULTIMATE	+0.012
BUS INTERFACE PLATE	COMBINED - MAX PRINCIPAL	ULTIMATE	+10.389
BUS FRAME	VON MISES	YIELD	+1.759
BUS FRAME LOWER PLATE	COMBINED - MAX PRINCIPAL	ULTIMATE	+9.197
BUS FRAME UPPER PLATE	VON MISES	YIELD	+10.075
COVER PLATES	VON MISES	YIELD	>+20.0





NanoSail-D

Deorbit Predictions



STK

Debris Assessment Software

<Alt-H> = Help
<Alt-T> = Tree

NASA DEBRIS ASSESSMENT SOFTWARE
VERSION 1.5.3

MENU NUMBER
6.1.1.2.1.x

Initial Orbit Data :

Apoqee Altitude..... 685.00000000 km
Periqee Altitude..... 330.00000000 km

Other Data :

Area to Mass..... 1.19799995 m²/kg
Solar Activity..... 130.00000000 sfu
Orbit Lifetime..... 0.00845622 yr

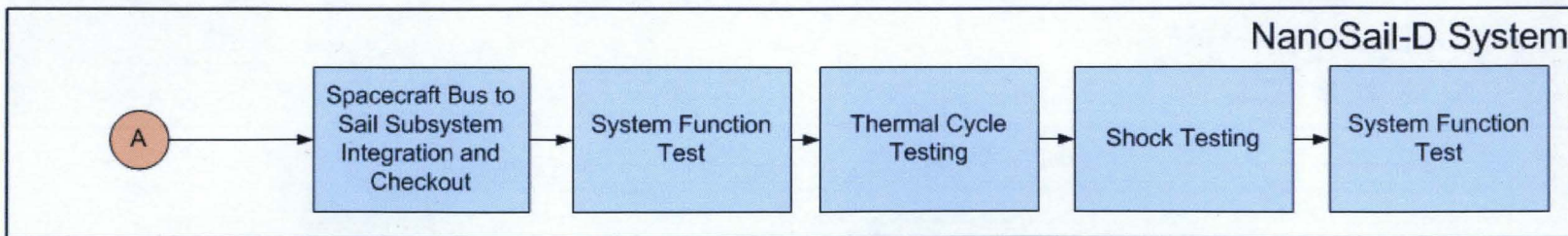
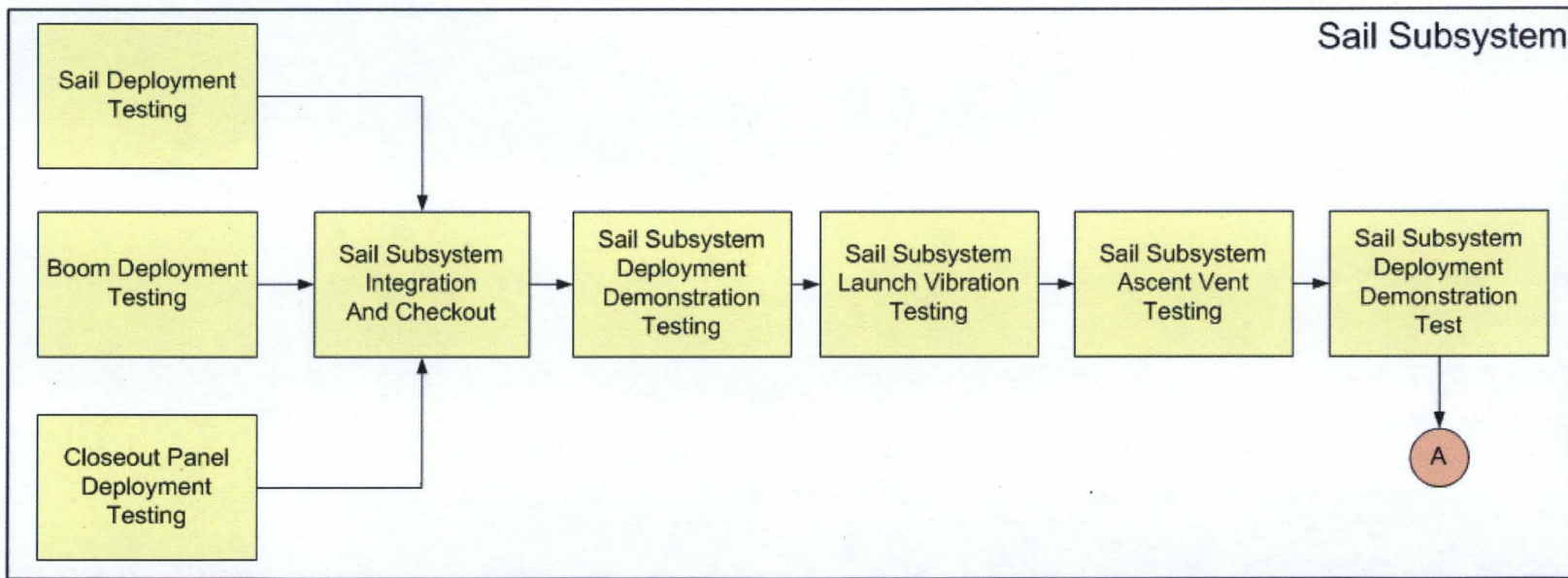
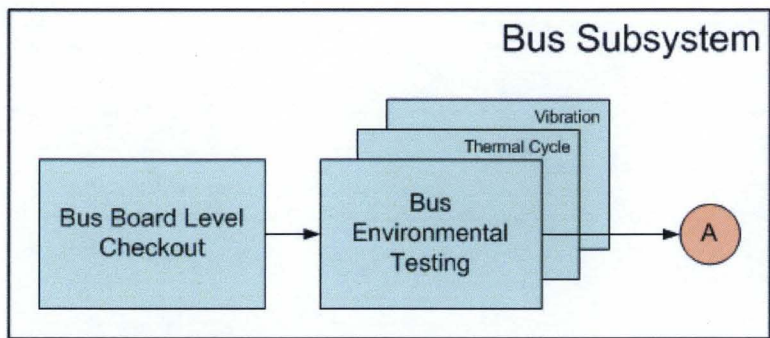
MESSAGES

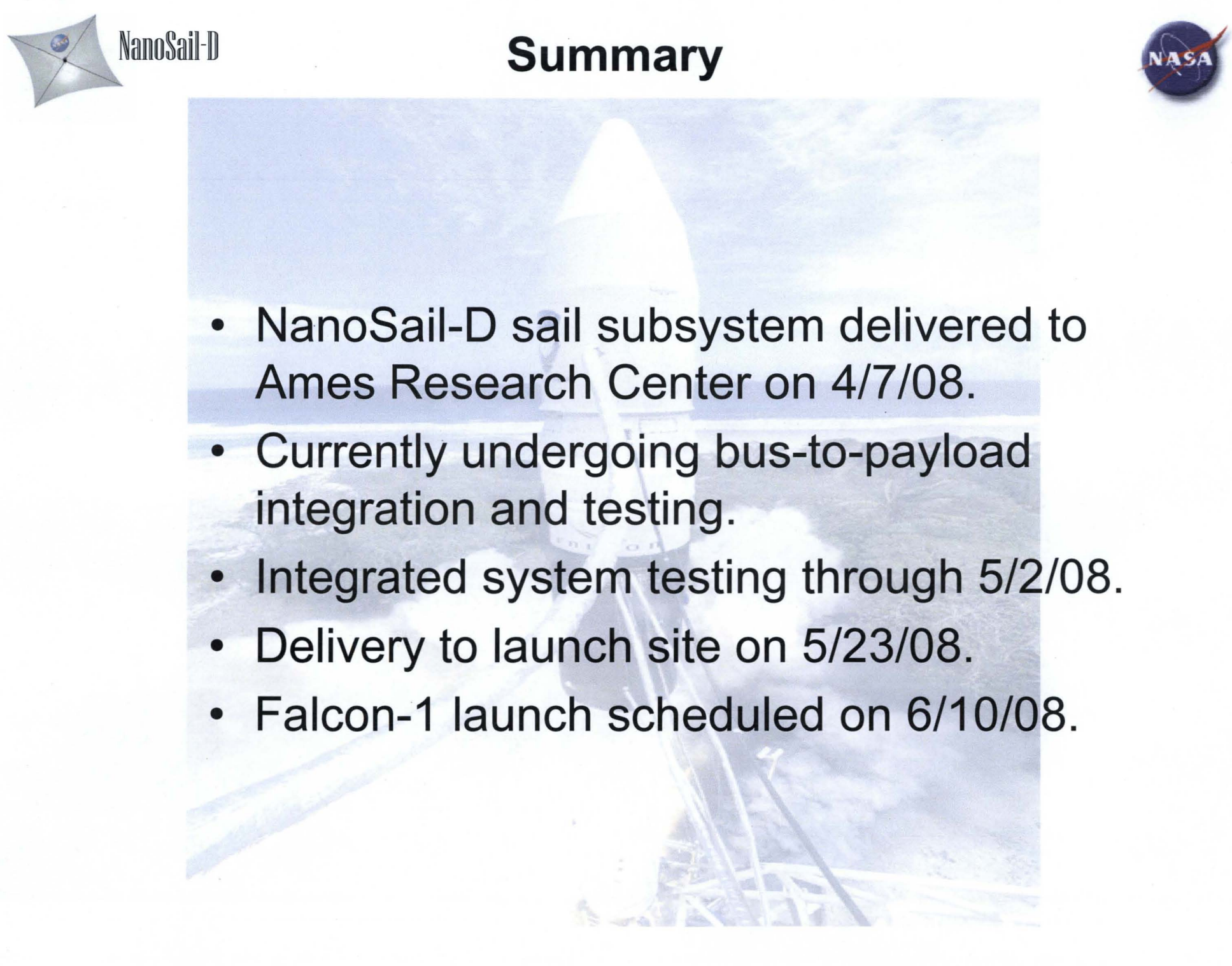
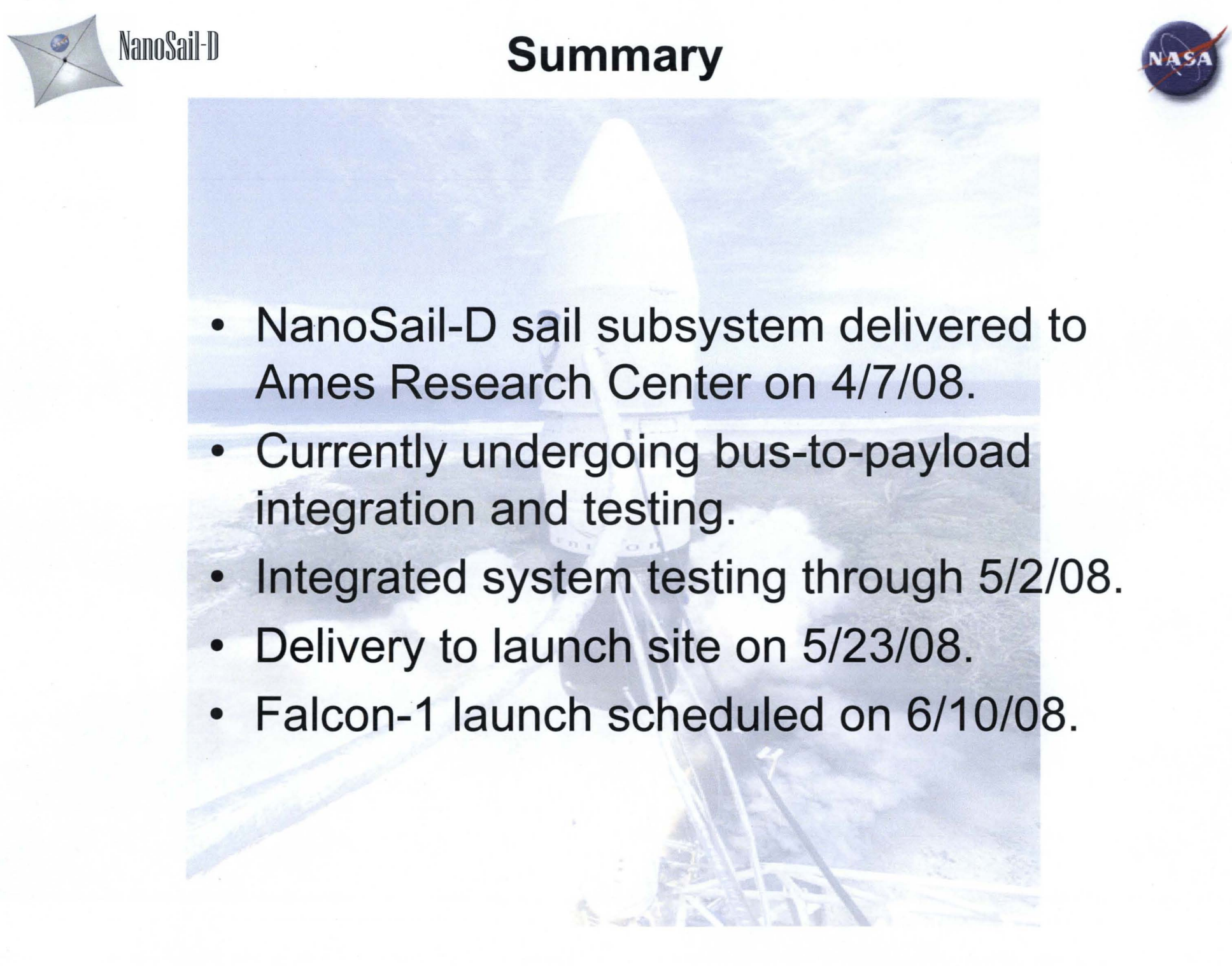
Press any key to continue

- System Functional Testing
- Deployment Test Results
- Launch Vibration Test Results
- Ascent Vent Test Results
- Testing planned for ARC



Test Sequence





Summary



- NanoSail-D sail subsystem delivered to Ames Research Center on 4/7/08.
- Currently undergoing bus-to-payload integration and testing.
- Integrated system testing through 5/2/08.
- Delivery to launch site on 5/23/08.
- Falcon-1 launch scheduled on 6/10/08.