



Overview of NASA White Sands Test Facility Composite Overwrapped Pressure Vessel Testing

Nathanael Greene NASA-WSTF

Coauthors:

Regor Saulsberry NASA-WSTF

John Thesken, PhD. OAI-GRC

Leigh Phoenix, PhD. Cornell University

Duane Revilock NASA-GRC



Overview

- Special Thanks
- Introduction
- History of COPV Testing
- NASA-WSTF COPV Test Program
- NASA-WSTF Test Facilities
- Review of Kevlar® Testing
- Review of Carbon Testing
- General Observations



Special Thanks

Co-Authors	Affiliation	Contribution
Regor Saulsberry	NASA-WSTF	Project Manager
John Thesken, PhD.	OAI-GRC	Structural Analysis
Leigh Phoenix, PhD.	Cornell University	Modeling and Statistics
Duane Revilock	NASA-GRC	Digital Image Correlation
Reviewers	Affiliation	Contribution
Harold Beeson, PhD.	NASA-WSTF	Laboratories Office Chief
Kirk Sneddon	ARDÉ	Manufacturer Review
Special Thanks	Affiliation	Contribution
Tommy Yoder	HTSI-WSTF	Project Leader
Brad Forsyth	HTSI-WSTF	Data Analyst
Marlene Carrillo	HTSI-WSTF	Test Conductor
Steve Berko	ARDÉ	Test Consultant
COPV Team Members	Agency Wide	Test and Instrumentation Support



Introduction

- Composite overwrapped pressure vessel (COPV)
 - Typically a metallic liner overwrapped with a fiber epoxy matrix
- Weight advantage over a traditional all-metal design



wstf0106e00289



wstf0106e00088



wstf1004e9252

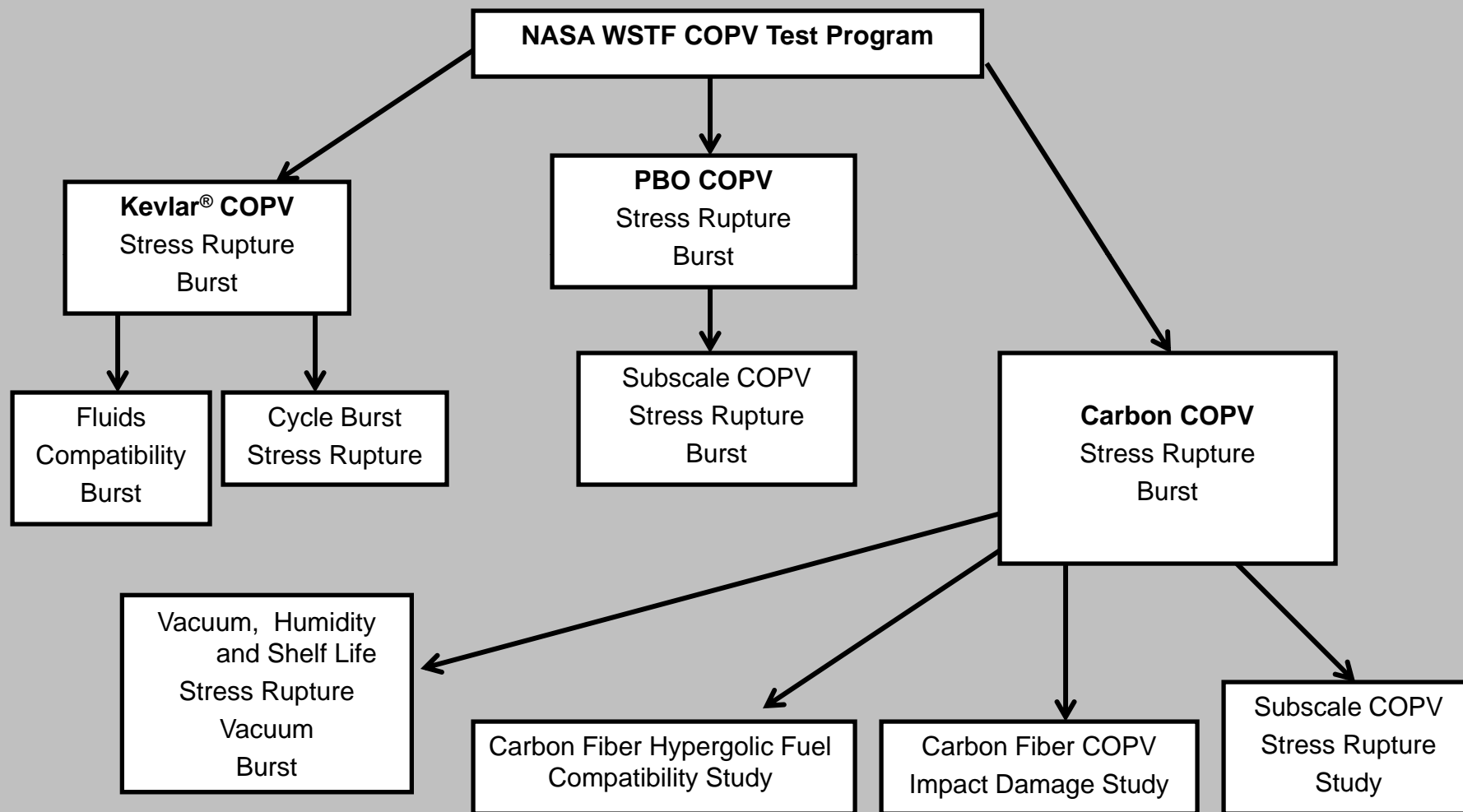
7/18/2008



History of COPV Testing

- NASA-GRC¹ Kevlar[®] COPV development (early 1970s)
- LLNL² Kevlar Testing of Subscale COPVs (mid 1970s)
- NASA-JSC³ Kevlar Shuttle Transportation System (STS) Fleet Leader Program (late 1970s)
- NASA-WSTF Kevlar COPV Fluids Compatibility Testing (1990s)
- NASA-WSTF Carbon Impact Study (1990s)
- NASA-WSTF Carbon Fluids Compatibility Study (1990s)
- NASA-WSTF Subscale Carbon COPV Stress Rupture Program (1990s-current)
- NASA-WSTF STS Kevlar COPV Testing (current)
- NASA-WSTF PBO COPV Testing (1990s-current)
- NASA-WSTF Carbon COPV Shelf Life, Humidity & Vacuum Testing (buildup)

NASA-WSTF COPV Test Program



7/18/2008



Stress Rupture Facilities

- New Stress Rupture Test Facility (Test Cell 862)
 - Thermally controlled
 - Backup power for data acquisition and thermal control
 - Will house 15 blast enclosures for testing up to 26-in. COPVs and one blast enclosure to house up to a 40-in. COPV



wstf1005e08438



wstf1005e08437

Stress Rupture Facilities



- Subscale COPV testing (Test Cell 270A)
- Carbon fiber and PBO COPVs currently in test



wstf0403-0562



wstf0403-0559

Stress Rupture Facilities



- Fleet leaders for ISS (Test Cell 275)
- Various flight-qualified configurations
- Eight impact-damaged COPVs on test
- Test started ~ 8 years ago



wstf01297-3817



Burst Test Facility

- Burst up to 26-in. COPVs (upgrading to burst up to 40-in. COPVs at 50 psi/s)
- Thermally controlled enclosure
- Remote data acquisition



wstf1005e08445



wstf0604e4120

7/18/2008



Vacuum Test Facility

- Vacuum Stress Rupture Testing of COPVs
 - Thermally controlled
 - Facility in preparation for test
 - Controlled gas and humidity environment



wstf0206e01036



wstf0206e01035



Fluids Compatibility

- Fluids Compatibility Testing
 - Expose COPV to fluid and burst test
 - Cryogenic fluids
 - MMH, NTO, LN_2 , hydrazine, and unsymmetrical dimethylhydrazine



wstf0396-0453



wstf0496-1111



wstf0496-1109



wstf0596-1318

Pneumatic COPV Test Facility



- Pneumatic burst after mechanical impact
- 250-ft drop tower
- COPV drop testing



wstf0898-1540



wstf1295-2859



wstf09002256

Current WSTF COPV Test and Analysis Objectives



- Evaluate safe operating life remaining for Kevlar[®] COPVs on the Space Shuttle
 - Kevlar stress rupture life prediction model is being prepared using COPV stress rupture and strand data (Phoenix Model II)
 - Flight qualified COPV testing required to adjust parameters of the model
- Provide fleet leader data for ISS and evaluate remaining safe operating life on carbon COPVs
- Provide test data and design of future COPV applications (Constellation Program)

Kevlar Test and Analysis Objectives



- Provide flight qualified COPV test data to feed into life model
- Evaluate conservatism in current lifing numbers
 - Relate fiber strain condition with stress rupture life
 - Evaluate transverse COPV stiffness
 - Assess fiber creep with time (liner pre-stress)
 - Measure liner pre-stress
 - Record fiber strain with pressure and volume expansion
- Provide a data-validated FEA model for damage assessment



Kevlar COPV Testing

- Strain gauges
- Fiber Bragg gratings
- Acoustic emission
- Eddy current
- Volume measurement
- Girth measurement
- Digital image correlation
- Load cell
- X-ray
- Temperature, pressure

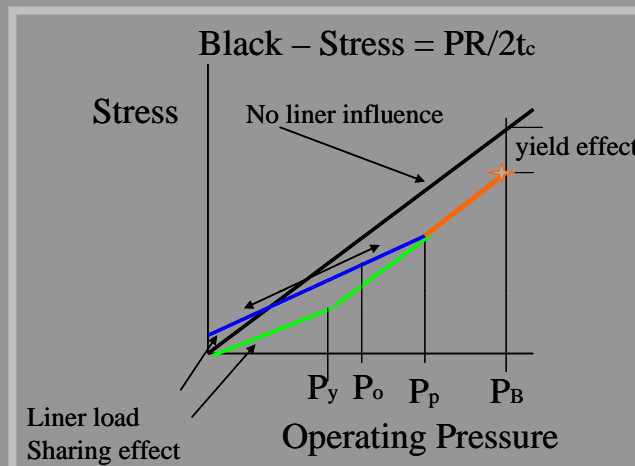


wstf1105e08998

New Measurement Development



- Volumetric strain measurement
 - Fluid input and output measurements
- Strain measurement
 - Fiber-optic Bragg gratings
- Composite thickness measurement
 - Eddie current
- Digital image correlation
 - Full field strain measurement

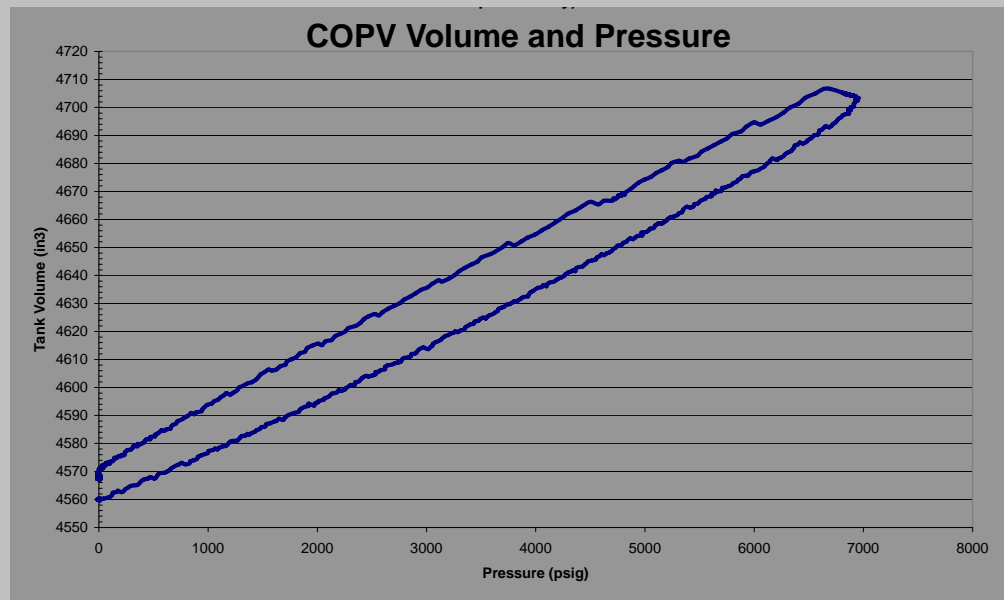


wstf0106e00249




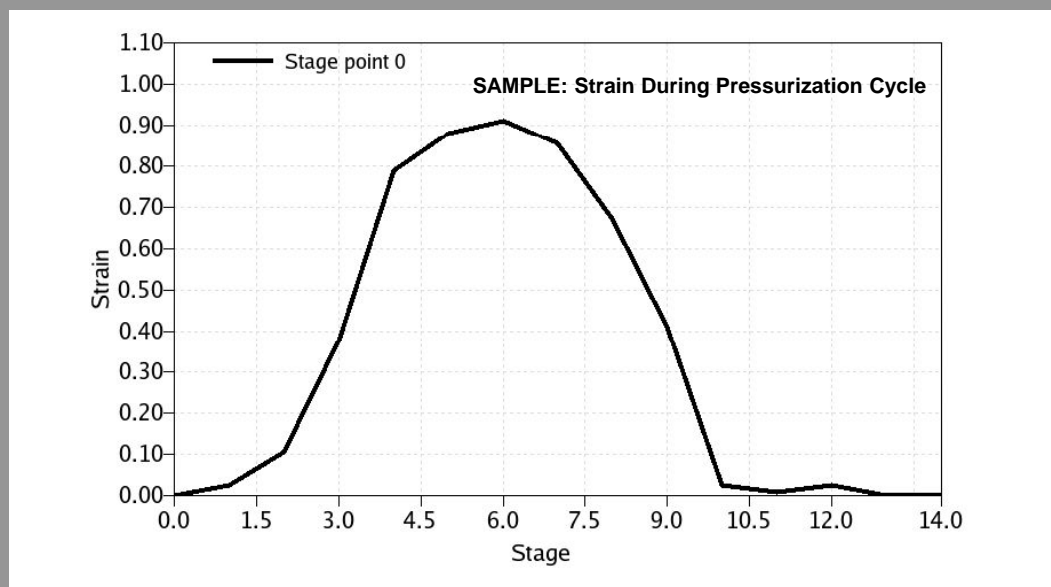
Kevlar Test Data

- Volumetric expansion with pressure
- Through-the-thickness stress gradient
- Liner pre-stress
- Evaluation of fiber creep with time
- Behavior beyond yield
- Burst volume
- Burst fiber strain





Digital Image Correlation Results




wstf1205e09446



wstf1205e09445

Pressure Cycle Captured for DIC	
Stage Number	Pressure (PSI)
0	Reference
1	250
2	1000
3	5000
4	6000
5	6450
6	6450 2 Minutes
7	6450 4 Minutes
8	4000
9	2000
10	Ambient
11	Ambient 5 Minutes
12	Ambient 25 Minutes
13	Reference
14	Reference

7/18/2008



Kevlar Test Data Analysis

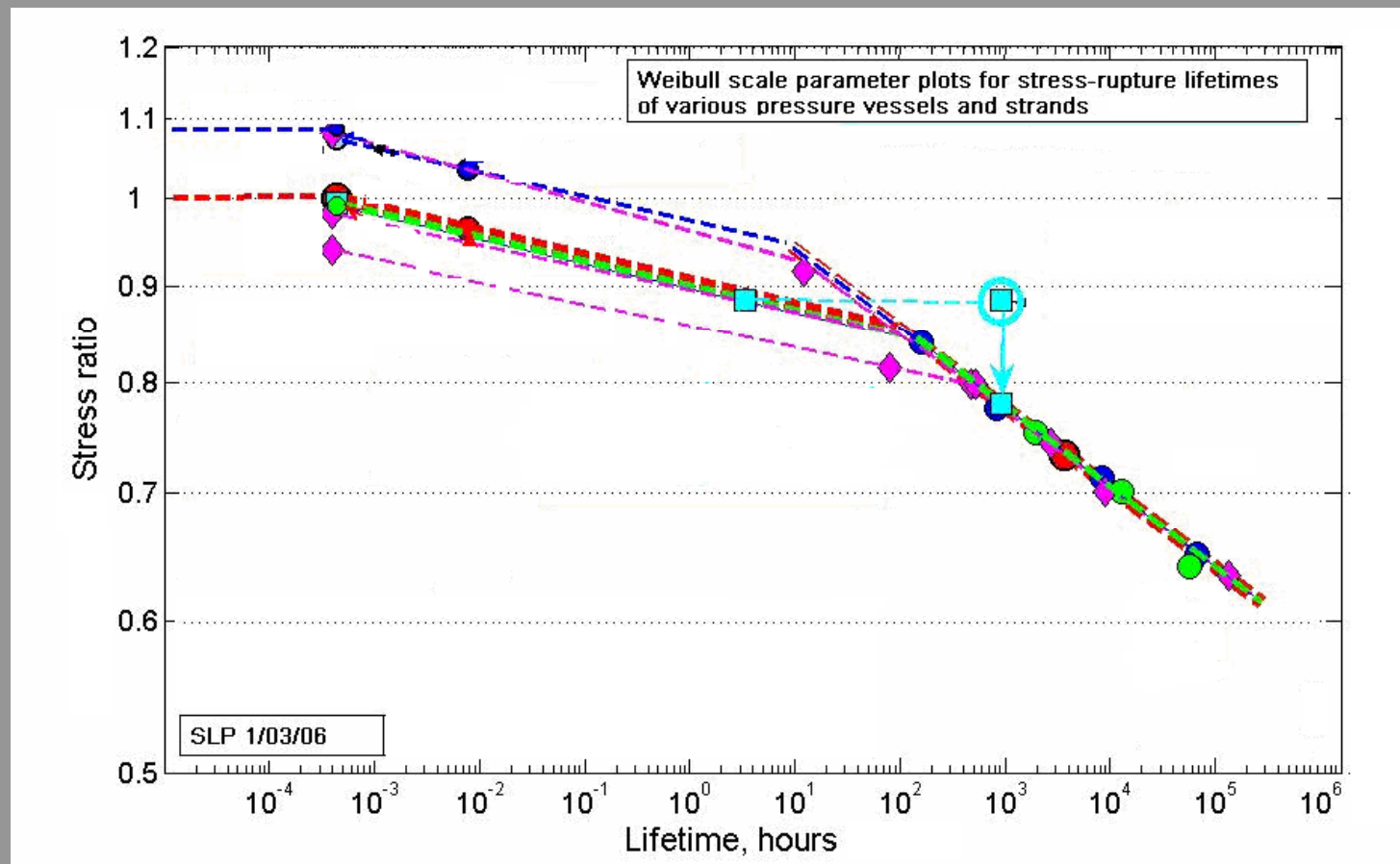
- Comparison of data for flight rationale
 - Scale to fiber strength
- Variables that affect fiber strength include:
 - Fiber denier, volume fraction, COPV geometry, fiber strain at autofrettage (pre-strain), UV exposure, time at pressure and temperature
- Approach for comparison
 - Evaluate differences: liner load carrying effect, volume fraction, fiber differences, time at temperature and pressure, UV exposure, impact damage, etc.



Kevlar[®] Test Data Analysis

- Statistical approach based on comparison of distribution of test data
 - Assume data follow a Weibull distribution
 - Comparison of data sets shown on one plot
- Small sample statistics are used
 - Small data set

Sample Kevlar[®] Stress Rupture Life Chart



SAMPLE: Stress Rupture Chart for Kevlar

Carbon Test and Analysis Objectives



- Provide fleet leader COPVs for ISS
- Evaluate lower-than-expected burst results for carbon subscale COPVs
- Provide stress rupture data for construction of carbon stress rupture life prediction model



Carbon Results to Date

- No new failure mode found for failures at lower-than-expected burst pressures
- Shelf life is being evaluated
 - Burst testing COPVs of different unpressurized shelf lives resulted in no significant difference in the Student's t-test
- Stress ratio calculation methods are in review
- Subscale COPVS are not flight-like
 - Minimized wrap (limit of what would be considered a COPV)
 - Less rigorous quality control than for flight COPVs
- Impact damage is a concern—was observed to reduce burst pressure



General Observations

- Understanding how stress ratios are calculated is important in evaluating remaining reliable stress rupture life
- Carbon COPVs are impact-damage sensitive and can burst before leak
- Kevlar® COPVs are more susceptible to stress rupture than carbon fiber COPVs (reflected in AIAA S-081*)

AIAA S-081-2000 Stress Rupture Requirements

Carbon Fiber	Aramid Fiber	Glass
1.5	1.65	2.25
Numbers represent the lowest fiber reinforcement stress ratio at MEOP		

* ANSI/AIAA S-081-2000, *Space Systems—Composite Overwrapped Pressure Vessels (COPVs)*. American Institute of Aeronautics and Astronautics, Reston, Virginia.