

General Disclaimer

One or more of the Following Statements may affect this Document

- This document has been reproduced from the best copy furnished by the organizational source. It is being released in the interest of making available as much information as possible.
- This document may contain data, which exceeds the sheet parameters. It was furnished in this condition by the organizational source and is the best copy available.
- This document may contain tone-on-tone or color graphs, charts and/or pictures, which have been reproduced in black and white.
- This document is paginated as submitted by the original source.
- Portions of this document are not fully legible due to the historical nature of some of the material. However, it is the best reproduction available from the original submission.

SPACE SCIENCES LABORATORY

PREDICTION OF THE CORONAL STRUCTURE
FOR THE SOLAR ECLIPSE OF SEPTEMBER 22, 1968

Kenneth H. Schatten

FACILITY FORM 602

N69-14805
(ACCESSION NUMBER)
12
(PAGES)
CR-98587
(NASA CR OR TMX OR AD NUMBER)
AD-676898

(THRU)
1
(CODE)
30
(CATEGORY)

Series 9, Issue 56
September 30, 1968

UNIVERSITY OF CALIFORNIA, BERKELEY

PREDICTION OF THE CORONAL STRUCTURE
FOR THE SOLAR ECLIPSE OF SEPTEMBER 22, 1968*

Kenneth H. Schatten

Technical Report

ONR Contract Nonr 3656(26), Project NR 021 101
NASA Grants NsG 243 and NGR 05-003-230
NSF Grant GA 1319

Distribution of this document is unlimited.

Reproduction in whole or in part is permitted for
any purpose of the United States Government.

*Submitted to Nature

Prediction of the Coronal Structure
for the Solar Eclipse of September 22, 1968

Kenneth H. Schatten
Space Sciences Laboratory
University of California
Berkeley, California

A method of determining the large-scale structure of the coronal and interplanetary magnetic fields has recently been described by Schatten et al¹. The model originated as an attempt to explain the observed large-scale structure of the interplanetary magnetic field. The model has been partially validated by successful comparisons of the observed interplanetary magnetic field with a field computed from photospheric observations according to this formalism. Further evidence for support of the model has been established by Schatten² by comparisons of the computed coronal magnetic structure with coronal green line (λ 5303) emission. The model has been further investigated by comparisons with the coronal structures revealed in eclipse photographs, and this process has suggested the possibility to make a prediction of the coronal structures to be expected at the solar eclipse of September 22, 1968.

The model consists of a "source surface", which in first approximation is a sphere concentric with the sun. Between the photosphere and this sphere a potential solution to Maxwell's equation is assumed to govern the large-scale magnetic field. Near the source surface, 0.6 solar radii above the photosphere, the transverse magnetic energy density is superseded by

the plasma energy density and thus this solution becomes invalid. The magnetic field above this region is "stretched" by the radial expansion of the coronal plasma. It is this coronal plasma that develops into the solar wind, transporting the imbedded source surface magnetic field with it. Currents on the source surface are computed to approximate this effect. These currents and those necessary to represent the observed photospheric magnetic fields (Zeeman effect) comprise the sources of the magnetic field in this potential solution.

The magnetic field is assumed to structure the coronal plasma in the region between the source surface and the photosphere. This results in magnetic loops or closed regions within the inner corona, predominantly above small regions of opposing photospheric magnetic field polarity. Unipolar Magnetic Regions, observed in the photosphere, result in open field line configurations within the corona. The model calculates the effect of this structuring in the potential solution. It has proved successful in describing the transition from small scale features observed in the photosphere to the much larger scale features observed in interplanetary space, and in comparisons with coronal green line intensities.

A further evaluation of the model can be made using the coronal structure revealed in eclipse photographs. Figure 1a shows a photograph of the November 12, 1966 eclipse obtained by S. Smith of NASA-Ames Research Center using a radial transmission filter with a 3.3 second exposure time. The radial transmission filter compensates for the large variation in brightness present in the corona. This allows a single photograph to exhibit structure throughout a large portion of the corona.

Three large prominences near the solar limbs are indicated by the letters P. Above these prominences are helmet streamers. A coronal

condensation is indicated by the letter C in this figure. The ray structure above the condensation is sometimes referred to as a coronal fan. Some polar plumes are visible in the polar regions of the photograph. The general appearance of the photograph is that of an inactive corona.

The corona is an optically thin, three-dimensional object and thus to describe its appearance, one must project all of its features into the plane of the sky. Figure 1b is a composite drawing made from many computer plots of the coronal magnetic field structure on November 12, 1966. It was made without prior reference to a coronal photograph from this eclipse. Figure 2 shows a typical computer plot of a cross-section of the magnetic field in the inner corona projected into the plane of the sky. The arrows indicate the direction of the magnetic field and the spacing between the arrows is inversely proportional to field strength. Figure 1b was drawn from about 10 such plots.

Closed loop structures in Figure 1b appear on the east limb of the drawing in the same region where coronal arches are seen in the photograph. In the north-east quadrant, open field lines correspond to open coronal rays. In the south-west quadrant, the helmet streamer appears to be in agreement with the drawing. The coronal condensation and fan just northward of the equator on the west limb correspond to diverging field lines seen in the drawing. Magnetic loops northward of this feature also agree with coronal arches. General features appear to be quite similar between Figures 1a and 1b. It should be kept in mind that coronal photographs show the appearance of the corona rather than the structure. The structure present can only be ascertained by examining the photograph very carefully. Isophotes, lines of equal intensity, should not be identified with structure, but rather with large-scale density variations.

Figure 3 is a prediction made on September 20 of the structure of the September 22, 1968 eclipse of the sun (which will be total over the U.S.S.R. and a small portion of western China). Observations of the photospheric magnetic field were unavailable during most of the month preceding the time of this prediction due to malfunctioning of the Mount Wilson Observatory magnetograph guiding system. Thus good magnetic observations for the limbs of the sun on September 22 were unavailable. Utilizing magnetograms available from the previous solar rotation, and spectroheliograms of the calcium K2 line and the H α line, estimates of the photospheric field strengths and directions at the time of the eclipse could be made. The coronal structure in Figure 3 appears more complex than structure evident in the November 12, 1966 eclipse due to the greater solar activity at the present time.

Acknowledgements

I am appreciative of helpful discussions with John Wilcox, Sheldon Smith and Robert Howard. I would also like to kindly thank Robert Howard for the great deal of effort necessary to prepare the solar magnetograms. I am also appreciative of the aid in reducing the spectroheliograms afforded to me by Jan Olof Stenflo. I would also like to thank Robert Cannon for help in data digitization and Jean Eilek for her artistic efforts in drawing Figure 1b.

I would also like to acknowledge support from a National Science Foundation graduate fellowship. This research was supported in part by the Office of Naval Research under contract Nonr 3656(26), and by the National Aeronautics and Space Administration under grant ^{NG 4-05-003-012} (NsG 243) and NGR 05-003-230, and by the National Science Foundation under grant GA 1319.

References

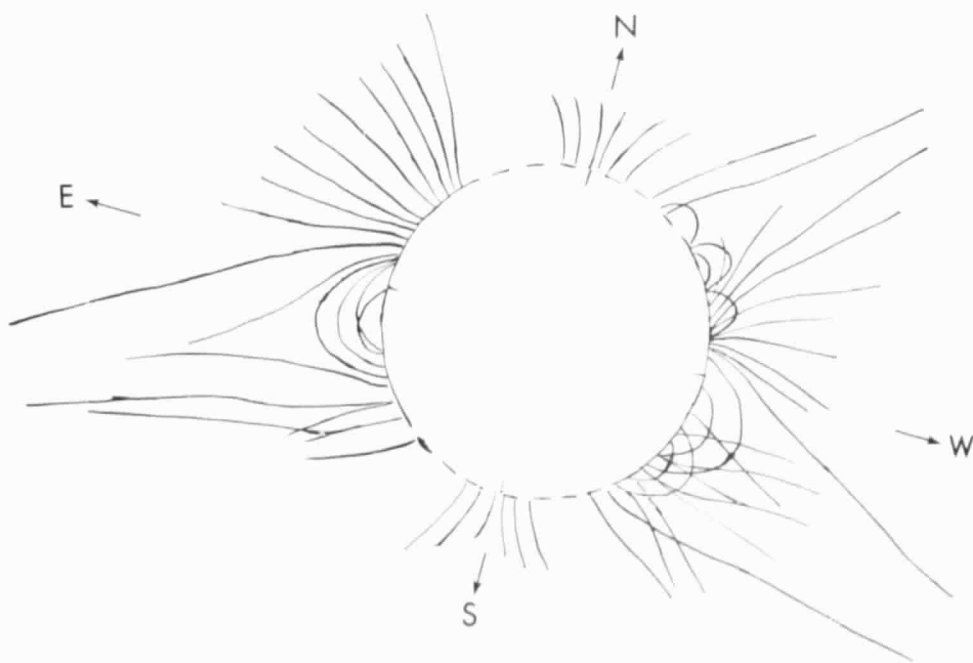

1. Schatten, K. H., Wilcox, J. M. and Ness, N. F., Solar Physics (in press, 1968).
2. Schatten, K. H., Ph.D. Thesis, Department of Physics, University of California, Berkeley (1968).

Figure Captions

Figure 1a. Photograph of the corona of November 12, 1966 by S. Smith, NASA-Ames Research Center. b. (bottom) Drawing of the magnetic structure of the corona according to the formalism outlined.

Figure 2. Magnetic field structure in one cross-section of the corona computed from the photosphere to the source surface and projected into the plane of the sky.

Figure 3. Prediction of the coronal structure for the September 22, 1968 solar eclipse.



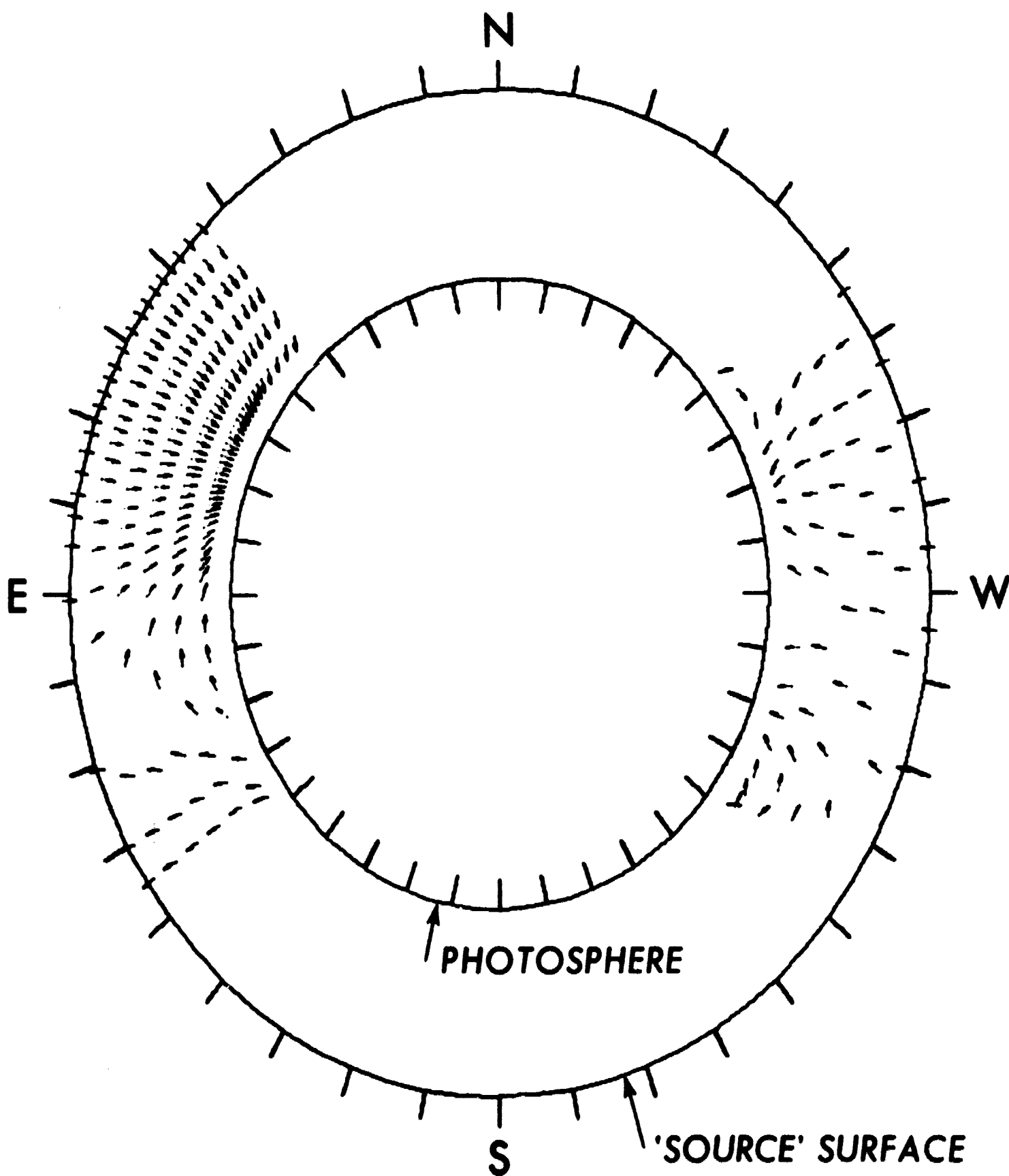


Figure 2

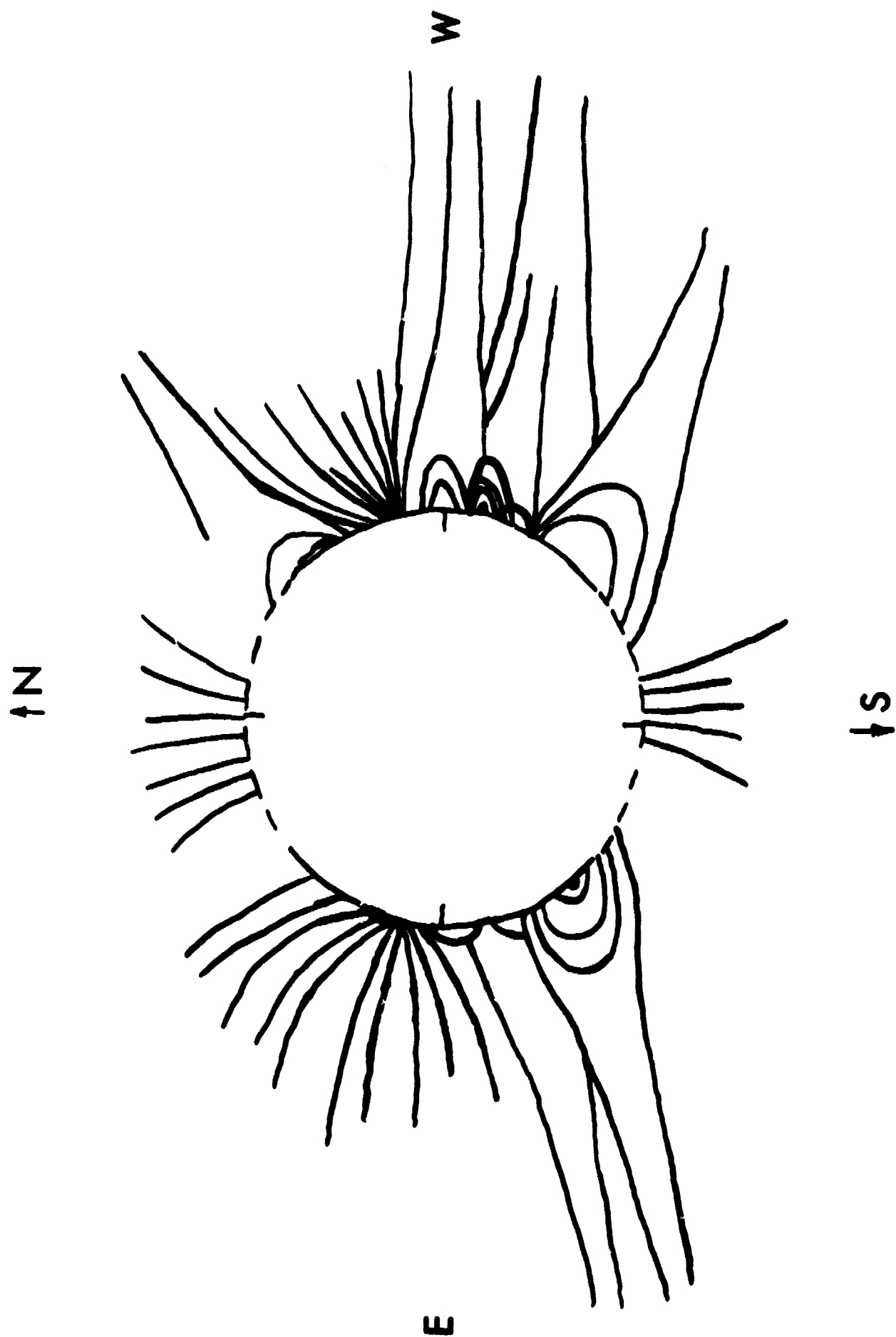


Figure 3

UNCLASSIFIED

Security Classification

DOCUMENT CONTROL DATA - R&D

(Security classification of title, body of abstract and indexing annotation must be entered when the overall report is classified)

1. ORIGINATING ACTIVITY (Corporate author) Space Sciences Laboratory University of California Berkeley, California 94720		2a. REPORT SECURITY CLASSIFICATION Unclassified	
		2b. GROUP	
3. REPORT TITLE PREDICTION OF THE CORONAL STRUCTURE FOR THE SOLAR ECLIPSE OF SEPTEMBER 22, 1968			
4. DESCRIPTIVE NOTES (Type of report and inclusive dates) Technical Report			
5. AUTHOR(S) (Last name, first name, initial) Schatten, Kenneth H.			
6. REPORT DATE September 30, 1968		7a. TOTAL NO. OF PAGES 8	7b. NO. OF REFS 2
8a. CONTRACT OR GRANT NO. ONR Contract Nonr 3656(26) NASA Grants NsG 243 & NGR 05-003-230 NSF Grant GA 1319		8a. ORIGINATOR'S REPORT NUMBER(S) Series 9, Issue 56	
b. ONR Project No. NR 021 101		8b. OTHER REPORT NO(S) (Any other numbers that may be assigned this report)	
10. AVAILABILITY/LIMITATION NOTICES Qualified requesters may obtain copies of this report from DDC.			
11. SUPPLEMENTARY NOTES		12. SPONSORING MILITARY ACTIVITY Nuclear Physics Branch Office of Naval Research Washington, D. C. 20360	
13. ABSTRACT The coronal structure for the solar eclipse of September 22, 1968 has been predicted utilizing a recent model for large-scale structure within the inner corona. Supporting evidence for the model has come from comparisons with interplanetary magnetic field observations, coronal green line emission and comparisons of coronal structures evident in previous eclipses. (U)			

UNCLASSIFIED
Security Classification

14. KEY WORDS	LINK A		LINK B		LINK C	
	ROLE	WT	ROLE	WT	ROLE	WT
Solar eclipse						
Coronal structure						
Coronal magnetic field						
Interplanetary magnetic field						
Solar wind						