

PRECEDING PAGE BLANK NOT FILMED.

No. 106 WAVELENGTH DEPENDENCE OF POLARIZATION X.
INTERSTELLAR POLARIZATION*

by G. V. COYNE S.J., AND T. GEHRELS

May 25, 1967

N 69 - 18303

ABSTRACT

A survey of O and B stars was started with the new 154-cm Catalina reflector. The equipment is described and results are given for 33 stars. Of these, seven stars show variable polarization. Striking discrepancies from the mean interstellar polarization-wavelength dependence are found near Orion. The brighter component of θ^2 Orionis, a spectroscopic binary with a 21-day period, shows variations of $\pm 0.5\%$ in the ultraviolet. The spectroscopic binary φ Per shows variations of about $\pm 0.2\%$. Both stars have a strong wavelength dependence of the polarization position angles. A time dependence of the position angle is found for the spectroscopic binary and shell star ζ Tau.

1. Introduction

AS a continuation of a program of study of the wavelength dependence of interstellar and stellar polarization, a survey of the polarization of O and B stars as faint as $V=8.0$ near the galactic plane and well distributed in galactic longitudes was undertaken. The first results of this survey are presented in Sec. III. A subsequent paper will give further observations and a more thorough discussion of the results. In Papers II and VIII (see references) we found a mean interstellar polarization curve, with a maximum at about 5200 Å decreasing rapidly towards longer wavelengths and less rapidly towards shorter wavelengths. On the other hand, several stars show large deviations from such a mean curve (Paper VIII), indicating a large dispersion in the wavelength dependence of interstellar polarization. With the additional observations contained in the present paper, we rediscuss this mean interstellar polarization curve and the degree of dispersion in the polarization-wavelength dependence for various stars (Sec. IV).

In the course of the survey several stars were found to have variable polarization. Available observations on these stars are limited. In anticipation of further observations a preliminary discussion of these variations is presented (Sec. V).

2. The Equipment

In November 1965 the 154-cm reflector of the Lunar and Planetary Laboratory, situated at an elevation of 2510 m in the Santa Catalina Mountains north of Tucson, was first used for polarization measurements. The observations in this paper represent the first group of polarization measurements made with this telescope. The telescope has Cassegrain arrangements only, and both the $f/13$ and $f/45$ secondary mirrors are used in this program.

For a determination of instrumental effects we observed 20 stars within 51 pc and with less than 0.04% polarization over a wide range of galactic coordinates (Behr 1956). The instrumental polarizations for the seven filters from Infrared to Nickel

sulfate, described below, are respectively 0.03, 0.07, 0.11, 0.11, 0.13, 0.17, and 0.14%, and their equatorial position angles respectively 146, 144, 152, 148, 147, 150 and 153°. These amounts are known with a probable error of $\pm 0.01\%$. No difference between $f/13$ and $f/45$ was found. We are indebted to J. H. Richardson of the Kitt Peak National Observatory for the care with which he aluminized the three mirrors.

Figure 1 shows the polarimetric equipment at the Catalina 154-cm telescope. The polarimeter is the same as that used previously (Gehrels and Teska 1960); the paper referred to also has a description of the calibration of polarization position angles. The polarimeter has, successively, a slide for the Lyot depolarizer, a field-viewing eyepiece, a slide for diaphragms (0.25 to 10 mm in diameter), an eyepiece for centering, a filterslide, a Wollaston prism, a Fabry field lens, and two photomultiplier tubes. Seen in Fig. 1 is the Wollaston neck and the dry-ice box for S-1 phototubes; there is a separate Wollaston neck and ice box for blue-sensitive tubes. For photometry with these boxes, the Wollaston neck is clamped in a fixed orientation, or a separate 1P21 ice-box is put on instead of the Wollaston arrangements.

The output of the phototubes is simultaneously received by two Weibrecht integrators and recorded on the strip chart on top of the console. The recorder is currently used only for visual display and as a diary for the observer, since all data is punched on paper tape. The outputs are digitized by the voltmeter seen under the recorder. Below the digital voltmeter is a high-voltage power supply for the phototubes, and below it are the programmer, and the clock/timer. The time is displayed in binary code (1^b35^m4 is shown). To the right is the paper-tape punch with the integrator power supply on top.

Since Paper VIII, the following improvements have been made. D. L. Brumbaugh designed the clock/timer and he and V. J. Borg improved the digitization equipment, especially its speed. The integration time for objects brighter than eighth visual magnitude is ordinarily 7 sec, during which occur the readout and the punching of the Wollaston angle, object identification, time, depolarizer state, filter and star/sky identification,

* Reprinted from the *Ast. J.*, Vol. 72, No. 7, Sept., 1967, with permission.


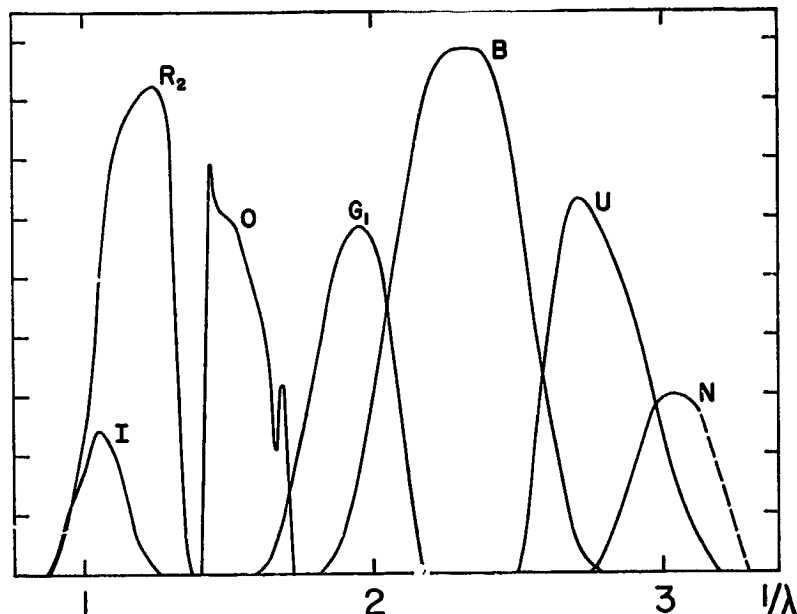


FIG. 1. Photopolarimeter with dry-ice box and Weitbrecht integrators mounted on the Catalina 61-in. (154-cm) telescope. Strip-chart recorder, digital console, paper punch, and integrator power supply are also shown.

After the integration, the readout and punching of the measured intensities takes 5 sec. During this latter 5 sec of readout an experienced observer has just enough time to change the Wollaston angle or the depolarizer state, and to check the centering, in order to start the next integration. E. H. Roland made the new dry-ice box for the S-1 phototubes (RCA 7102) so that the refrigeration is considerably improved. T. M. Teska selected the best blue-sensitive tubes; the EMI 6255S were replaced by 6255B, and those in turn by EMI D205R (super S-11 with quartz window).

The characteristics of the filters used in this program have been given in Paper VII. The filter at $1/\lambda = 1.39$ was replaced by an orange interference filter (Baird Atomic B-5; "Peak: 6450A+50A-25A. Total width at half peak: 1032A-1290A. Peak transmission: 50-60%"). The effective wave numbers for all filter/tube combinations used in the current study were estimated anew. For white light (which approximates the reddened B stars of this paper) at 1.3 air masses they are 1.06, 1.21, 1.56, 1.93, 2.33, 2.78, 3.03 μ^{-1} , and for a reddened K star 1.05, 1.19, 1.54, 1.91, 2.29, 2.75, and 3.00 μ^{-1} . These wave numbers are uncertain by ± 0.02 since the

FIG. 2. Response curves to white light through 1.3 air masses at 2200 m altitude for the various filter/tube combinations. For filter designations, characteristics and effective wave numbers see Sec. II. The response of the red system (I, R, O) has been multiplied by a factor of 40 to normalize it to the blue system (N, U, B, G).



tube responses are not measured but adopted from the manufacturer's mean curve.

Figure 2 shows the response curves for the various filter/tube combinations. The letter used to designate each filter is as in Paper VII. The new interference filter described above is the O filter. In the tables to follow, these filters are designated by the effective wave numbers given above for white light and an extinction of 1.3 air masses. Only three stars with spectral type later than B occur in the tables, and these are indicated. The nearly complete absence of red leakage for the U ($1/\lambda=2.78$) and N ($1/\lambda=3.03$) filters is periodically checked, on the reddest objects. We are grateful to S. F. Pellicori for the determination of the filter and tube characteristics.

3. The Observations

Most of the observations were made between June 1966 and February 1967; a few were made earlier in 1966 or later in 1967.

The observations at each filter are made by taking measurements with and without depolarizer at each of six orientations of the Wollaston prism, the orientations being separated by intervals of 30° . On the average this routine is repeated three times giving a total of 18 pairs of measurements. For faint stars, for stars with small polarization, and especially for the filters at $1/\lambda=1.06$ and $1/\lambda=3.03$ a total of 24 to 30 pairs of measurements is usually made, in order to obtain the desired accuracy. Such a set, of about 18 pairs of measurements at a given filter, is defined as a single observation. A least-squares solution for the percentage polarization and position angle is run at the Numerical Analysis Laboratory of the University of

Arizona. We are indebted to D. L. Coffeen and Mrs. L. C. Hess for certain improvements in the data processing. The instrumental polarization appropriate to each orientation of the Wollaston prism is subtracted from the measured value of the polarization at that orientation. Each final value of the percentage polarization is multiplied by a factor of 1.004, the measured value for the depolarizer deficiency.

Tables I and II are a journal of observations for stars which, in the course of this program, show no variable polarization and for stars with indications of variable polarization, respectively. The polarization position angle, θ , is in the equatorial coordinate frame. The dates are given in Universal Time.

Table III gives the weighted mean percentage of polarization during the present observing period. Five stars (HD 37041, 36371, 37202, 134320, 134335) in Table III and in subsequent tables have been previously observed (Paper VIII). Only in the case of HD 36371 have we combined the previous observations with the new ones. In the cases of HD 37041 and HD 37202 there are indications of variability (discussed in Sec. V); the Paper VIII results for HD 134320 and 134335 are considered too poor to be combined with the new values. A few entries marked with a semicolon represent single observations. All other entries represent the weighted mean value of two (in some cases three) independent observations made on separate nights. In previous papers we used the inverse of the probable error as the weighting factor rather than the inverse of the probable error squared. The statistics were poor, with only six measurements per least-squares solution. This is no longer true. Hence the weights assigned here are the inverse of the squares of the probable errors obtained from each separate least-squares solution. The

average probable error of the weighted mean values is $\pm 0.04\%$. This probable error is largest ($\pm 0.06\%$) for $1/\lambda=1.06$ and $1/\lambda=3.03$ and smallest ($\pm 0.02\%$) for $1/\lambda=1.93$. Colons in Table III indicate probable errors greater than $\pm 0.10\%$.

Table IV lists the equatorial position angles. Again we have the weighted mean values from two (in a few cases three) independent observations, with weights equal to the reciprocal of the square of the individual probable errors. These errors in position angle are proportional to the error in percentage polarization

divided by the polarization (Hall and Serkowski 1963); and weights have been assigned on this basis. The average probable error for the position angle is $\pm 1^\circ.1$. This average probable error is largest ($\pm 1^\circ.6$) at $1/\lambda=1.06$ and smallest ($\pm 0^\circ.8$) at $1/\lambda=1.93$. Single observations in Table IV are indicated by a semicolon; colons indicate probable errors greater than $\pm 3^\circ$.

Table V presents some of the fundamental data for the stars observed in this program. This table has been constructed in the same way as Table VI of Paper VIII (see references there), with the addition of a column

TABLE I. Journal of observations. Nonvariable polarization.

HD	1/λ	Yr.Mo.Day	P% ± pe	θ	HD	1/λ	Yr.Mo.Day	P% ± pe	θ
4180	1.06	66.12.09	0.858 .032	85.33	8965	1.21	66.08.13	2.360 .061	105.46
4180	1.06	67.01.12	0.937 .043	84.82	8965	1.21	66.08.15	2.081 .050	106.21
4180	1.21	66.12.09	0.825 .020	81.69	8965	1.56	66.08.13	2.970 .071	107.31
4180	1.21	67.01.12	0.821 .022	82.06	8965	1.56	66.08.15	2.980 .051	101.51
4180	1.56	66.12.09	1.106 .032	80.88	8965	1.93	67.01.13	3.123 .033	105.17
4180	1.56	67.01.12	1.053 .023	82.64	8965	1.93	67.02.07	2.919 .029	105.10
4180	1.93	67.01.02	1.042 .019	83.79	8965	2.33	67.01.13	2.897 .027	103.49
4180	1.93	67.01.03	1.044 .016	83.65	8965	2.33	67.02.07	2.902 .020	104.54
4180	2.33	67.01.02	1.044 .018	85.87	8965	2.78	67.01.13	2.704 .035	102.44
4180	2.33	67.01.03	1.080 .019	84.81	8965	2.78	67.02.07	2.657 .023	104.14
4180	2.78	67.01.02	1.028 .019	84.38	8965	3.03	67.01.13	2.570 .062	103.77
4180	2.78	67.01.03	1.006 .018	84.31	8965	3.03	67.02.07	2.442 .086	106.90
4180	3.03	67.01.02	0.967 .037	90.73					
4180	3.03	67.01.03	1.019 .044	84.56					
4768	1.06	66.08.15	1.637 .061	83.81	10898	1.06	66.10.12	2.643 .181	94.63
4768	1.06	66.08.26	1.801 .107	97.01	10898	1.21	66.08.26	3.007 .079	95.59
4768	1.21	66.08.15	1.767 .104	82.48	10898	1.21	66.10.11	3.382 .059	93.79
4768	1.21	66.08.26	1.942 .077	71.89	10898	1.21	66.10.12	3.369 .047	92.45
4768	1.56	66.08.15	2.365 .077	79.14	10898	1.56	66.08.26	4.073 .083	94.21
4768	1.56	66.08.26	2.325 .090	82.87	10898	1.56	66.10.11	4.042 .113	94.72
4768	1.93	66.10.10	2.369 .034	82.69	10898	1.56	66.10.12	4.009 .075	93.21
4768	1.93	66.10.13	2.502 .075	81.47	10898	1.93	66.09.21	4.615 .051	93.93
4768	2.33	66.10.10	2.355 .028	81.72	10898	1.93	66.09.22	4.597 .038	94.20
4768	2.33	66.10.13	2.387 .023	80.61	10898	2.33	66.09.21	4.227 .022	95.10
4768	2.78	66.10.10	2.304 .047	81.15	10898	2.33	66.09.22	4.384 .021	93.79
4768	2.78	66.10.13	2.151 .036	79.86	10898	2.78	66.09.21	3.882 .102	94.85
4768	3.03	66.10.10	2.407 .140	78.00	10898	2.78	66.09.22	3.959 .062	94.43
4768	3.03	66.10.13	2.164 .096	78.15	10898	3.03	66.09.21	4.027 .103	95.29
					10898	3.03	66.09.22	3.783 .107	93.33
					10898	3.03	66.09.22	3.792 .107	93.41
7252	1.06	66.08.13	2.986 .162	107.11	15558	1.06	66.10.12	3.661 .149	121.91
7252	1.06	67.01.12	2.411 .142	97.35	15558	1.06	66.11.16	3.748 .119	121.73
7252	1.21	66.08.13	2.527 .055	101.11	15558	1.21	66.10.12	4.264 .063	121.43
7252	1.21	67.01.12	2.649 .068	96.08	15558	1.21	66.11.16	4.294 .062	121.01
7252	1.56	66.08.13	3.802 .033	96.16	15558	1.56	66.10.12	5.390 .082	119.39
7252	1.56	67.01.12	3.426 .089	96.55	15558	1.56	66.11.16	5.264 .082	119.20
7252	1.93	67.01.13	3.619 .023	97.35	15558	1.93	66.10.11	5.311 .023	120.57
7252	1.93	67.01.28	3.793 .079	98.29	15558	1.93	66.10.13	5.279 .030	119.57
7252	2.33	67.01.13	3.498 .026	98.11	15558	2.33	66.10.11	5.139 .018	121.11
7252	2.33	67.01.28	3.719 .030	98.08	15558	2.33	66.10.13	5.458 .036	118.57
7252	2.78	67.01.13	3.370 .060	97.58	15558	2.78	66.10.11	4.529 .042	119.18
7252	2.78	67.01.28	3.398 .028	97.92	15558	2.78	66.10.13	4.764 .035	118.78
7252	3.03	67.01.13	3.144 .109	98.42	15558	3.03	66.10.10	4.362 .233	121.67
7252	3.03	67.01.28	2.886 .110	101.08	15558	3.03	66.10.13	4.481 .107	114.37
7902	1.06	66.10.11	2.231 .124	94.85	17506	1.05	66.08.29	0.722 .030	118.31
7902	1.06	66.10.12	1.887 .092	96.48	17506	1.05	66.12.09	0.751 .013	118.65
7902	1.06	67.01.12	1.805 .099	95.28	17506	1.19	66.08.29	0.815 .010	119.35
7902	1.21	66.10.11	2.642 .084	98.19	17506	1.19	66.12.09	0.797 .016	115.52
7902	1.21	66.10.12	2.444 .060	95.91	17506	1.54	66.08.29	0.991 .015	113.91
7902	1.56	66.10.11	3.160 .061	94.91	17506	1.54	66.12.09	0.923 .017	110.59
7902	1.56	66.10.12	3.228 .056	95.05	17506	1.91	66.12.09	1.127 .035	112.97
7902	1.93	66.10.11	3.349 .017	96.02	17506	1.91	67.01.02	1.138 .023	115.36
7902	1.93	66.12.08	3.296 .017	95.55	17506	2.29	66.12.09	1.105 .030	111.75
7902	2.33	66.10.11	3.307 .017	96.58	17506	2.29	67.01.02	1.043 .024	111.36
7902	2.33	66.12.08	3.208 .017	95.12	17506	2.75	66.12.09	0.885 .033	112.78
7902	2.78	66.10.11	3.268 .099	83.26	17506	2.75	67.01.02	1.112 .044	119.61
7902	2.78	66.12.08	2.946 .029	96.96	17506	2.75	67.02.08	0.920 .047	111.85
7902	3.03	66.10.11	2.847 .076	93.93	17506	3.00	66.12.09	0.994 .072	116.17
7902	3.03	66.12.08	3.009 .082	97.28	17506	3.00	67.01.02	1.112 .135	119.90
					17506	3.00	67.02.08	0.764 .154	111.07
8965	1.06	66.08.13	1.955 .155	99.71					
8965	1.06	66.08.15	2.031 .110	100.71					

which lists our observed mean value of the polarization position angle. An exclamation mark (!) in this column indicates wavelength dependence of the position angle. The P_{vis} column now gives the weighted mean of the polarizations at $1/\lambda=1.56, 1.93$ and 2.33 (colons and semicolons are given half weight). The photometric data for HD 37061 are from Lee (1966).

4. Interstellar Polarization

Table VI gives the normalized polarizations. The normalization is performed by setting the straight

average of the polarizations at $1/\lambda=1.93$ and $1/\lambda=2.33$ equal to 100%. In this way we can both compare stars which are variously polarized to one another, and also combine the observations for various stars in order to study the more general features of interstellar polarization. Colons are used in Table VI to indicate that the probable error for the normalized polarization is $\pm 8\%$ or greater. Semicolons are for single observations.

Figures 3(a) to 3(e) give the normalized polarization curves both for the stars observed in the present study (solid curves) and for the stars of Paper VIII (dashed

TABLE I (continued)

HD	1/λ	Yr.Mo.Day	P% ± pe	θ	HD	1/λ	Yr.Mo.Day	P% ± pe	θ
25914	1.06	66.09.25	3.437 .138	138.53	32990	1.06	67.01.01	1.026 .044	85.97
25914	1.06	66.10.12	2.954 .089	137.48	32990	1.06	67.01.12	1.058 .058	88.48
25914	1.06	67.01.01	3.161 .094	137.61	32990	1.21	67.01.01	1.240 .030	86.16
25914	1.21	66.09.25	3.950 .056	137.91	32990	1.21	67.01.12	1.327 .041	86.34
25914	1.21	66.10.12	3.714 .074	137.98	32990	1.56	67.01.01	1.506 .039	83.88
25914	1.56	66.09.25	4.338 .077	139.46	32990	1.56	67.01.12	1.572 .076	85.69
25914	1.56	66.10.12	4.451 .089	137.39	32990	1.93	66.12.09	1.697 .033	78.66
25914	1.93	66.09.24	4.647 .025	141.17	32990	1.93	67.01.03	1.665 .013	85.23
25914	1.93	66.10.18	4.578 .038	139.89	32990	2.33	66.12.09	1.672 .023	84.61
25914	2.33	66.09.24	4.562 .020	141.21	32990	2.33	67.01.03	1.607 .021	85.59
25914	2.33	66.10.18	4.266 .032	139.27	32990	2.78	66.12.09	1.547 .026	83.71
25914	2.78	66.09.24	4.078 .056	139.36	32990	2.78	67.01.03	1.489 .019	86.07
25914	2.78	66.10.18	4.082 .074	140.46	32990	3.03	66.12.09	1.435 .039	83.91
25914	3.03	66.09.24	3.571 .166	138.66	32990	3.03	67.01.03	1.287 .050	85.42
25914	3.03	66.10.18	3.774 .108	138.21					
25940	1.06	66.09.23	0.767 .038	176.23	36371	1.06	63.12.02	1.520 .031	177.64
25940	1.06	66.09.25	0.717 .046	171.14	36371	1.21	63.12.02	1.700 .058	176.47
25940	1.06	67.01.01	0.714 .029	168.65	36371	1.21	66.10.12	1.641 .023	179.92
25940	1.06	67.01.27	0.621 .024	168.20	36371	1.39	63.12.02	2.040 .040	178.59
25940	1.21	66.09.25	0.688 .028	174.83	36371	1.39	65.09.21	1.561 .072	176.39
25940	1.21	66.09.25	0.794 .019	170.46	36371	1.56	66.10.12	1.801 .038	181.22
25940	1.21	67.01.01	0.755 .018	167.89	36371	1.93	63.12.01	2.230 .049	173.51
25940	1.21	67.01.27	0.700 .017	173.14	36371	1.93	65.08.27	2.221 .072	179.34
25940	1.56	66.09.23	0.759 .013	169.68	36371	2.33	63.12.01	2.090 .040	172.21
25940	1.56	66.09.25	0.879 .024	173.39	36371	2.33	65.08.27	2.197 .049	178.82
25940	1.56	67.01.01	0.928 .021	172.34	36371	2.78	63.12.01	1.830 .036	170.60
25940	1.56	67.01.27	0.783 .023	171.41	36371	2.78	65.08.13	1.690 .399	73.79
25940	1.93	67.01.02	0.797 .027	169.38	36371	3.03	63.12.01	1.780 .081	168.90
25940	2.33	66.09.22	0.651 .016	176.50					
25940	2.33	67.01.02	0.737 .021	170.42	37061	1.06	67.02.08	1.369 .075	62.57
25940	2.78	66.09.22	0.409 .018	176.48	37061	1.21	67.02.08	1.687 .054	57.25
25940	2.78	67.01.02	0.471 .020	171.38	37061	1.56	67.02.08	1.508 .046	63.83
25940	3.03	66.09.21	0.494 .062	171.69	37061	1.93	67.01.03	1.523 .022	66.12
25940	3.03	67.01.02	0.232 .064	178.82	37061	1.93	67.02.04	1.549 .057	65.23
					37061	2.33	67.01.03	1.367 .029	70.24
29866	1.06	66.10.12	1.528 .076	16.39	37061	2.33	67.02.04	1.454 .014	67.43
29866	1.06	67.01.12	1.616 .091	7.84	37061	2.78	67.01.03	1.201 .044	73.08
29866	1.21	66.10.12	1.482 .047	12.01	37061	2.78	67.02.04	1.293 .030	67.71
29866	1.21	67.01.12	1.544 .047	8.19	37061	3.03	67.01.03	1.096 .073	75.25
29866	1.21	67.01.26	1.522 .052	10.68	37061	3.03	67.02.04	1.478 .107	69.20
29866	1.56	66.10.12	1.687 .036	11.00					
29866	1.56	67.01.12	1.823 .056	9.00	37367	1.06	67.01.12	0.596 .108	23.69
29866	1.56	67.01.26	1.738 .051	11.08	37367	1.06	67.02.06	0.457 .071	21.17
29866	1.93	67.01.13	1.724 .012	10.26	37367	1.21	67.01.12	0.638 .030	16.00
29866	1.93	67.02.08	1.806 .013	9.09	37367	1.21	67.02.06	0.803 .045	29.22
29866	2.33	67.01.13	1.605 .011	11.12	37367	1.56	67.01.12	0.686 .075	21.61
29866	2.33	67.02.08	1.721 .082	16.51	37367	1.56	67.02.06	0.989 .060	24.74
29866	2.78	67.01.13	1.438 .032	13.68	37367	1.93	67.01.03	0.751 .065	24.34
29866	2.78	67.02.08	1.426 .023	12.29	37367	1.93	67.01.13	0.817 .011	24.60
29866	3.03	67.01.13	1.193 .051	15.75	37367	2.33	67.01.03	0.626 .019	22.22
29866	3.03	67.02.08	1.211 .067	10.84	37367	2.33	67.01.13	0.727 .061	21.68
					37367	2.78	67.01.03	0.911 .020	28.64
32481	1.06	67.02.06	1.473 .128	91.33	37367	2.78	67.01.13	0.736 .039	71.44
32481	1.21	67.02.06	1.706 .057	78.39	37367	3.03	67.01.03	0.635 .078	40.05
32481	1.96	67.02.06	2.061 .081	80.01	37367	3.03	67.01.13	0.447 .063	21.65
32481	1.93	66.12.14	1.725 .040	77.05					
32481	1.93	67.01.13	1.989 .043	81.01	40111	1.06	66.12.13	0.685 .044	177.92
32481	2.33	66.12.14	1.810 .026	77.37	40111	1.06	67.01.01	0.719 .044	161.20
32481	2.33	67.01.13	1.958 .021	81.88	40111	1.21	66.12.13	0.602 .024	180.58
32481	2.78	66.12.14	1.762 .046	72.90	40111	1.21	67.01.01	0.809 .024	161.38
32481	2.78	67.01.13	1.699 .082	82.11	40111	1.56	66.12.13	0.853 .039	180.63
32481	3.03	66.12.14	1.444 .131	83.34	40111	1.56	67.01.01	1.048 .031	163.86
					40111	1.93	66.12.09	0.686 .014	170.60

curves). The average probable error for the normalized polarizations plotted in Figs. 3(a) to 3(c) is $\pm 3.0\%$. Where the probable error is greater than $\pm 8\%$, an open square is used; open circles represent single observations. Omitted from the figures because of unusually large uncertainties are HD 83953 of this paper and the following stars of Paper VIII: HD 24431, 134320, 134335, 193443. The irregular red variable μ Cephei (HD 206936) has also been omitted since its large amplitude variation in percentage polarization (approx 2%) will be discussed in a subsequent paper in

this series. The observation at $1/\lambda = 3.03$ for HD 134320 has not been plotted, since the probable error is $\pm 22\%$. For ζ Tau (HD 37202) the combined values from Table X of Paper VIII and the present Table VI (colons and semicolons half weight) are plotted. Since θ^2 Orionis (HD 37041) has variable polarization only the 1964 observations are plotted.

The marked similarity of a majority of the curves is a noteworthy feature of Figs. 3(a) to 3(c), as are the departures from this "characteristic" curve. We have combined the observations for 52 of the stars in order

TABLE I (continued)

HD	$1/\lambda$	Yr.Mo.Day	P% \pm pe	θ	HD	$1/\lambda$	Yr.Mo.Day	P% \pm pe	θ
40111	1.93	67.01.03	0.741 .010	170.05	134335	1.05	66.03.16	0.362 .027	83.95
40111	2.33	66.12.09	0.704 .034	168.11	134335	1.05	66.06.13	0.373 .039	95.69
40111	2.33	67.01.03	0.680 .014	169.69	134335	1.19	66.03.16	0.568 .017	85.42
40111	2.78	66.12.09	0.512 .026	175.88	134335	1.19	66.06.13	0.578 .013	82.69
40111	2.78	67.01.03	0.273 .052	168.45	134335	1.37	66.03.16	0.489 .046	80.97
40111	3.03	66.12.09	0.253 .055	166.74	134335	1.54	66.03.16	0.570 .030	88.02
40111	3.03	67.01.03	0.533 .086	161.35	134335	1.54	66.06.13	0.624 .041	82.40
					134335	1.91	66.02.28	0.639 .079	82.28
41398	1.06	67.01.12	1.698 .110	162.79	134335	1.91	66.03.13	0.661 .014	81.10
41398	1.21	67.01.12	1.851 .068	159.42	134335	2.29	66.02.28	0.701 .073	83.23
41398	1.56	67.01.12	2.245 .071	162.80	134335	2.29	66.03.13	0.644 .072	84.18
41398	1.93	66.12.14	2.081 .025	168.46	134335	2.75	66.02.14	0.603 .082	80.70
41398	2.33	66.12.14	2.098 .020	167.71	134335	2.75	66.02.28	0.535 .044	78.97
41398	2.78	66.12.14	1.566 .029	169.89	134335	2.75	66.03.13	0.501 .058	98.32
41398	3.03	66.12.14	1.697 .079	163.79	134335	3.00	66.02.28	0.610 .075	79.61
					134335	3.00	66.03.13	0.453 .089	76.69
46484	1.06	66.12.13	0.825 .096	162.17	179406	1.06	66.06.11	0.994 .056	177.20
46484	1.21	66.12.13	0.977 .046	174.18	179406	1.21	66.06.11	1.006 .037	181.18
46484	1.56	66.12.13	1.492 .087	181.43	179406	1.56	66.06.11	1.211 .045	178.92
46484	1.93	66.12.14	1.290 .029	175.28	179406	1.56	66.07.06	1.111 .035	184.74
46484	2.33	66.12.14	1.206 .017	177.35	179406	1.93	66.06.15	1.385 .011	183.71
46484	2.78	66.12.14	0.990 .054	178.99	179406	1.93	66.07.06	1.315 .057	182.46
					179406	1.93	66.07.22	1.078 .057	
47240	1.06	66.12.13	1.000 .072	178.24	179406	2.33	66.06.15	1.327 .010	184.62
47240	1.06	67.01.01	0.657 .050	167.19	179406	2.33	66.07.22	1.239 .036	
47240	1.06	67.02.08	0.607 .050	171.90	179406	2.78	66.06.15	1.155 .018	183.65
47240	1.21	66.12.13	0.945 .036	173.63	179406	2.78	66.07.22	0.820 .078	
47240	1.21	67.01.01	0.841 .068	170.82	179406	3.03	66.06.15	1.147 .037	186.99
47240	1.21	67.02.08	0.753 .034	172.10	179406	3.03	66.07.22	1.065 .067	
47240	1.56	66.12.13	1.078 .039	180.95					
47240	1.56	67.01.01	0.993 .040	172.90					
47240	1.56	67.02.08	1.021 .068	176.22	193237	1.06	66.08.27	0.761 .035	40.73
47240	1.93	67.02.07	0.996 .013	172.45	193237	1.06	66.10.14	0.953 .032	39.46
47240	2.33	67.02.07	0.076 .051	172.68	193237	1.21	66.08.27	0.918 .020	38.85
47240	2.78	67.02.07	0.695 .033	180.80	193237	1.21	66.10.14	1.062 .015	40.74
47240	2.78	67.02.07	0.752 .074	180.16	193237	1.56	66.08.27	1.201 .025	38.84
47240	3.03	67.02.07	0.631 .067	176.06	193237	1.56	66.10.14	1.363 .023	40.22
					193237	1.93	66.07.26	1.372 .007	38.17
83953	1.06	67.01.03	0.539 .078	175.14	193237	1.93	66.08.27	1.432 .010	35.08
83953	1.06	67.01.12	0.337 .035	174.70	193237	2.33	66.07.26	1.365 .030	38.58
83953	1.21	67.01.03	0.381 .021	172.76	193237	2.33	66.08.27	1.501 .005	35.15
83953	1.21	67.01.12	0.364 .025	172.64	193237	2.78	66.07.26	1.381 .012	38.42
83953	1.56	67.01.03	0.411 .035	177.61	193237	2.78	66.08.27	1.412 .013	37.22
83953	1.56	67.01.12	0.297 .038	177.78	193237	3.03	66.07.26	1.372 .019	40.04
83953	1.93	67.01.13	0.323 .014	183.13	193237	3.03	66.08.27	1.368 .022	39.28
83953	2.33	67.01.13	0.580 .074	167.16					
83953	2.78	67.01.13	0.114 .022		216411	1.06	66.08.19	1.588 .068	45.69
83953	3.03	67.01.13	0.105 .037		216411	1.06	66.08.22	1.389 .084	44.10
					216411	1.21	66.08.15	2.082 .046	50.89
134320	1.05	66.03.16	0.404 .035	89.75	216411	1.21	66.08.22	2.131 .031	46.52
134320	1.05	66.06.13	0.447 .031	90.56	216411	1.56	66.08.15	2.627 .053	45.19
134320	1.19	66.03.16	0.432 .019	83.51	216411	1.56	66.08.22	2.427 .068	49.16
134320	1.19	66.06.13	0.456 .029	84.19	216411	1.93	66.07.22	2.659 .046	50.96
134320	1.37	66.03.16	0.529 .029	86.80	216411	1.93	66.07.26	2.653 .026	48.39
134320	1.54	66.03.16	0.621 .027	86.28	216411	1.93	66.10.10	2.784 .063	48.66
134320	1.54	66.06.13	0.600 .024	85.94	216411	2.33	66.07.22	3.010 .044	51.27
134320	1.91	66.03.13	0.604 .011	82.84	216411	2.33	66.07.26	2.529 .016	49.28
134320	2.29	66.03.14	0.617 .016	88.20	216411	2.33	66.10.10	2.967 .059	49.21
134320	2.29	66.03.15	0.635 .023	93.14	216411	2.78	66.07.26	2.263 .052	49.01
134320	2.75	66.03.14	0.533 .055	90.20	216411	2.78	66.08.12	2.391 .040	47.95
134320	2.75	66.03.15	0.655 .036	86.88	216411	3.03	66.07.26	2.107 .067	51.20
134320	3.00	66.03.14	0.584 .143	78.87	216411	3.03	66.08.12	2.245 .087	51.84
134320	3.00	66.03.15	0.994 .141	86.39					

INTERSTELLAR POLARIZATION

TABLE II. Journal of observations. Variable polarization.

HD	1/λ	Yr.Mo.Day	P% ± pe	θ	HD	1/λ	Yr.Mo.Day	P% ± pe	θ
10516	1.06	66.08.22	0.822 .031	34.93	37202	1.06	64.0.25	1.400 .054	30.43
10516	1.06	66.08.29	0.812 .031	35.13	37202	1.06	65.08.13	1.355 .027	
10516	1.06	66.12.09	0.902 .026	33.90	37202	1.21	64.01.25	1.260 .022	30.95
10516	1.06	67.01.02	0.843 .021	30.65	37202	1.21	65.09.21	1.056 .139	28.19
10516	1.21	66.08.15	0.676 .074	34.51	37202	1.21	67.04.22	1.276 .020	33.09
10516	1.21	66.08.22	0.744 .025	36.52	37202	1.39	64.01.25	1.210 .036	33.71
10516	1.21	66.08.29	0.686 .019	38.23	37202	1.39	65.09.21	1.213 .206	34.01
10516	1.21	66.12.09	0.895 .021	39.11	37202	1.56	67.04.22	1.368 .063	32.93
10516	1.21	67.01.02	0.693 .016	34.47	37202	1.93	64.01.26	1.437 .031	25.53
10516	1.56	66.08.15	0.790 .093	41.85	37202	1.93	64.01.28	1.512 .054	26.72
10516	1.56	66.08.29	0.726 .019	45.46	37202	1.93	66.12.09	1.517 .018	35.36
10516	1.56	66.12.09	0.920 .017	45.62	37202	2.33	64.01.26	1.522 .045	27.40
10516	1.56	67.01.02	0.686 .018	39.94	37202	2.33	64.01.28	1.542 .040	27.50
10516	1.93	66.11.17	1.054 .011	41.98	37202	2.33	66.12.09	1.684 .023	36.47
10516	1.93	67.01.02	0.929 .019	42.59	37202	2.33	67.04.22	1.536 .024	35.24
10516	2.33	66.11.17	1.147 .007	41.33	37202	2.78	64.01.26	0.952 .058	23.39
10516	2.33	66.12.08	1.102 .019	40.79	37202	2.78	64.01.28	0.997 .045	23.20
10516	2.33	67.01.02	0.945 .015	42.11	37202	2.78	65.08.13	1.080 .112	
10516	2.78	66.11.17	0.823 .012	50.13	37202	2.78	66.12.09	1.111 .015	40.62
10516	2.78	66.12.08	0.683 .018	53.67	37202	2.78	67.04.22	1.089 .050	29.36
10516	2.78	67.01.02	0.606 .021	59.54	37202	3.03	64.01.26	0.688 .081	18.16
10516	3.03	66.11.17	0.718 .017	59.81	37202	3.03	64.01.28	0.669 .063	17.24
10516	3.03	66.12.08	0.767 .044	65.75	37202	3.03	66.12.09	0.908 .052	41.63
10516	3.03	67.01.02	0.488 .035	70.36	37202	3.03	67.04.22	0.558 .025	35.00
35468	1.06	67.01.26	0.070 .012	74.21	169454	1.06	66.06.08	1.239 .032	9.23
35468	1.06	67.01.27	0.149 .068	82.89	169454	1.06	66.10.14	1.498 .045	13.92
35468	1.21	67.01.26	0.132 .006	79.49	169454	1.21	66.06.08	1.431 .025	10.34
35468	1.21	67.01.27	0.159 .014	81.30	169454	1.21	66.10.14	1.593 .028	14.05
35468	1.56	67.01.26	0.195 .008	74.58	169454	1.56	66.06.08	1.888 .025	16.33
35468	1.56	67.01.27	0.159 .010	75.74	169454	1.56	66.10.14	1.982 .047	18.13
35468	1.93	67.01.03	0.196 .025	85.23	169454	1.93	66.06.14	2.022 .029	17.04
35468	1.93	67.01.27	0.209 .011	79.10	169454	1.93	66.07.12	1.714 .021	13.58
35468	2.33	67.01.03	0.232 .022	82.69	169454	2.33	66.06.14	1.879 .015	16.90
35468	2.33	67.01.27	0.209 .009	76.36	169454	2.33	66.07.12	1.511 .020	16.41
35468	2.78	67.01.03	0.307 .022	73.07	169454	2.78	66.06.14	1.724 .040	14.45
35468	2.78	67.01.27	0.282 .014	68.80	169454	2.78	66.07.12	1.255 .104	20.30
35468	3.03	67.01.03	0.338 .033	68.41	169454	3.03	66.06.14	1.968 .087	21.92
35468	3.03	67.01.27	0.282 .014	70.39					
37041	1.06	64.01.27	0.808 .067	94.01	181615	1.06	66.06.07	0.594 .033	163.19
37041	1.06	64.01.29	1.010 .081	103.98	181615	1.06	67.04.22	0.437 .023	173.85
37041	1.06	64.01.29	0.923 .049	94.17	181615	1.21	66.06.07	0.696 .010	163.06
37041	1.06	67.02.08	1.132 .043	104.22	181615	1.21	67.04.22	0.596 .014	174.84
37041	1.21	64.01.27	0.925 .067	108.47	181615	1.56	66.06.07	0.939 .021	164.82
37041	1.21	64.01.29	0.966 .058	101.41	181615	1.56	67.04.22	0.664 .020	171.17
37041	1.21	67.02.08	1.012 .025	100.11	181615	1.93	66.06.14	1.004 .026	168.20
37041	1.39	64.01.27	0.969 .054	85.39	181615	1.93	66.11.17	0.780 .015	170.70
37041	1.39	64.01.29	0.833 .063	94.41	181615	2.33	66.11.17	0.667 .038	173.63
37041	1.56	67.02.08	1.071 .043	100.84	181615	2.78	66.06.14	0.920 .015	171.79
37041	1.93	64.01.24	0.955 .067	106.10	181615	2.78	66.11.17	0.514 .019	179.15
37041	1.93	64.01.28	0.829 .031	105.42	181615	3.03	66.06.14	0.859 .034	171.03
37041	1.93	67.02.05	1.040 .010	91.30	181615	3.03	66.11.17	0.580 .040	188.56
37041	1.93	67.04.23	0.946 .027	98.06	197770	1.06	66.08.13	2.845 .109	131.35
37041	2.33	64.01.24	0.565 .018	98.69	197770	1.21	66.08.13	3.175 .038	130.65
37041	2.33	54.01.28	0.624 .040	104.38	197770	1.56	66.08.13	3.475 .039	129.71
37041	2.33	67.02.05	0.981 .006	86.78	197770	1.85	66.08.13	4.077 .044	131.04
37041	2.33	67.04.23	0.855 .019	92.91	197770	1.93	66.07.26	4.005 .011	130.17
37041	2.78	64.01.24	0.357 .045	79.11	197770	1.93	66.10.10	3.772 .016	130.02
37041	2.78	64.01.28	0.474 .094	102.26	197770	2.33	66.10.10	3.770 .013	129.18
37041	2.78	67.02.05	0.872 .015	81.90	197770	2.78	66.07.26	3.571 .027	131.80
37041	2.78	67.04.23	0.450 .064	84.58	197770	2.78	66.10.10	3.367 .019	128.55
37041	3.03	64.01.24	0.260 .030		197770	3.03	66.07.26	3.380 .035	130.02
37041	3.03	64.01.28	0.447 .040		197770	3.03	66.10.10	2.860 .089	128.36
37041	3.03	67.02.05	0.800 .034	79.44					
37041	3.03	67.04.23	0.207 .134	78.67					

to obtain a mean interstellar polarization curve. All stars in Figs. 3(a) to 3(e) except HD 6675, 35468, 37041, and 37202 have been used for this purpose.

In Table VII we list the results obtained by taking the weighted mean of the normalized polarizations for all stars at a given wavelength and the curve is plotted at the bottom of Fig. 3(e). The error bars there give the average probable error, which is a measure of the precision of determining polarization for a single star

at the respective wavelength. It does not indicate the dispersion in interstellar polarization for various stars.

The mean curve shows the characteristic broad maximum centered at about 5200 Å with a sharper decrease at larger than at shorter wavelengths. We have also determined a separate mean interstellar polarization curve for stars with $P \geq 2\%$ and $P < 2\%$, respectively, at $1/\lambda = 1.93$. There is no significant difference between the two groups. It is to be noted,

however, that all of the stars in Figs. 3(a) to 3(d) which show marked peculiarities have polarizations less than 2%. We include among such stars the following: HD 6675, 25291, 25940, 35468, 37041, 37202, 37367, 40111.

Table VIII lists the residuals of the observed position angles from the weighted mean position angle (see Table V). In determining this mean, colons and semi-colons in Table IV are given half weight. Colons in Table VIII indicate probable errors greater than $\pm 3^\circ$; semicolons indicate single observations. Exclamation marks (!) behind the HD number note stars for which there is an appreciable rotation of the plane of polarization with wavelength. The judgment that a star shows rotation is based both upon the probable errors and the smoothness of the variation of the residuals with wavelength.

5. Variable Polarizations

There is a growing problem in polarization studies as to whether the interstellar polarization is varying or whether all the variations which we observe are intrinsic to a star, stellar system, or circumstellar clouds. Intrinsic variations are now well established for various types of stars including the spectroscopic binary β Lyrae (Shakhovskoi 1964; Appenzeller 1965;

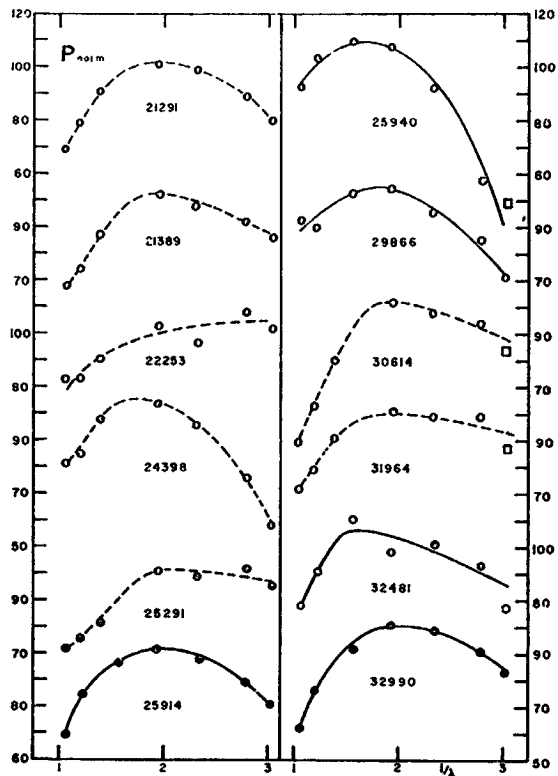


FIG. 3 (b). Same as for Fig. 3(a).

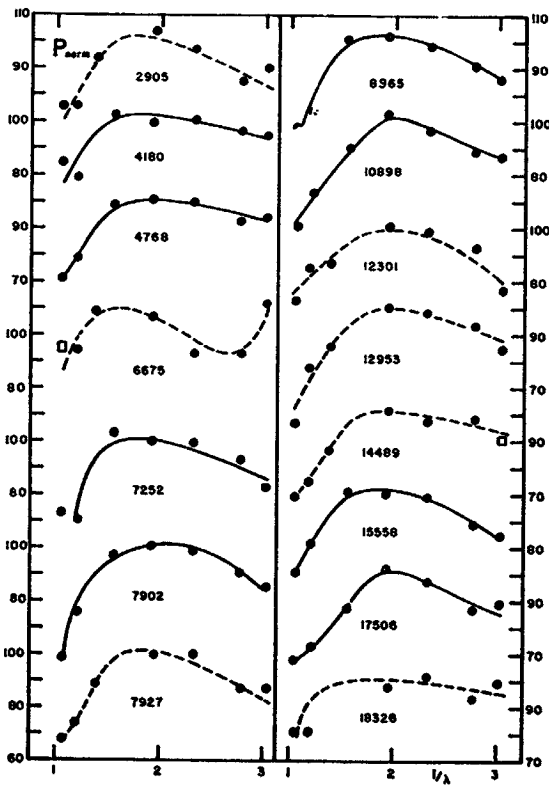


FIG. 3 (a). Normalized polarizations (see Sec. IV). Open circles are single observations; squares indicate that the probable error is greater than $\pm 8\%$. Dotted curves are for previous and solid curves for present observations.

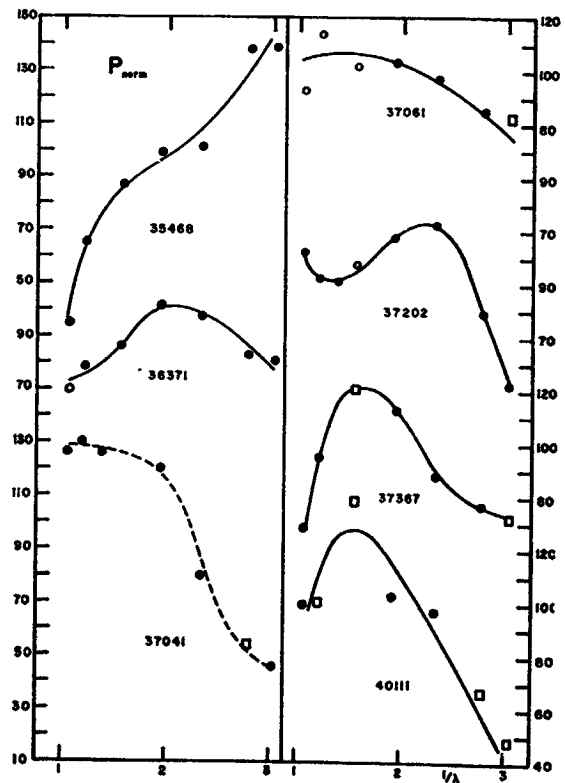


FIG. 3 (c). Same as for Fig. 3(a).

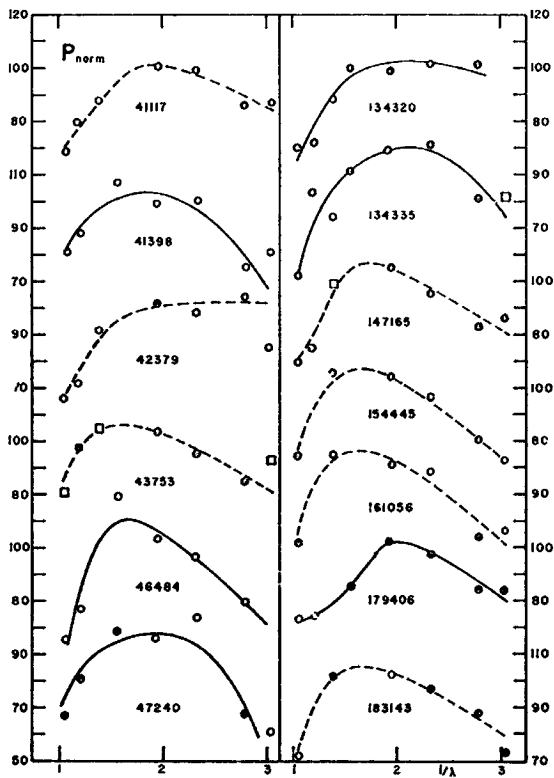


FIG. 3 (d). Same as for Fig. 3(a).

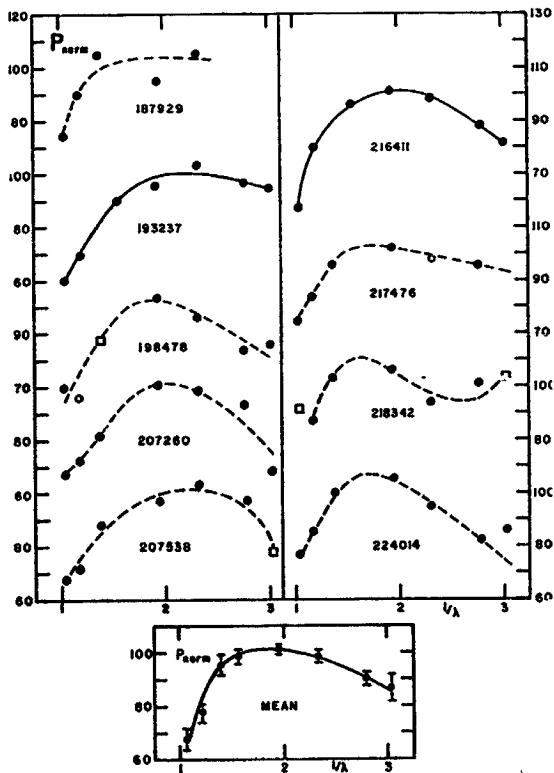


FIG. 3 (e). Same as for Fig. 3(a). Error bars on mean curve give the average probable errors.

TABLE III. Observed percentages of interstellar polarization. Weighted mean values.

IID	Percentage polarization observed at $1/\lambda =$						
	1.06	1.21	1.56	1.93	2.33	2.78	3.03
179406	0.99;	1.01;	1.15	1.38	1.32	1.14	1.13
134335*	0.35	0.55	0.60	0.66	0.67	0.54	0.55
134320*	0.43	0.44	0.61	0.60;	0.62	0.62	0.79;
193237	0.87	1.01	1.30	1.39	1.50	1.40	1.37
216411	1.51	2.12	2.55	2.67	2.61	2.34	2.16
4180	0.89	0.82	1.07	1.04	1.65	1.02	0.99
4768	1.68	1.88	2.35	2.39	2.37	2.21	2.24
7252	2.66;	2.58	3.76	3.64	3.63	3.39	3.02
7902	1.94	2.51	3.20	3.32	3.26	2.97	2.81;
8965	2.01	2.19	2.98	3.01	2.90	2.67	2.53
10898	2.72	3.27	4.04	4.60	4.31	3.94	3.87
15558	3.71	4.28	5.33	5.30	5.20	4.67	4.46
17506*	0.75	0.81	0.96	1.13	1.07	0.96	0.98
25914	3.15	3.86	4.39	4.63	4.48;	4.08	3.71
25940	0.68	0.77	0.81	0.80;	0.68	0.43	0.37
29866	1.56	1.52	1.73	1.76	1.61	1.43	1.20
36371	1.52;	1.65	1.80	2.23	2.14	1.81	1.78
37367	0.50	0.69	0.87;	0.82	0.64	0.56	0.52
32990	1.04	1.27	1.52	1.67	1.64	1.51	1.38
32481	1.47;	1.71;	2.06;	1.85	1.90	1.75	1.44;
41398	1.70;	1.85;	2.25;	2.08;	2.10;	1.57;	1.70;
40111	0.70	0.71	0.97	0.72	0.68	0.46	0.33
37202	...	1.28;	1.37;	1.52;	1.61	1.11	0.62
35468	0.07	0.14	0.18	0.21	0.21	0.29	0.29
46484	0.83;	0.98;	1.49;	1.29;	1.21;	0.99;	...
47240	0.70	0.84	1.03	1.00;	1.08;	0.70	0.63;
37061	1.37;	1.69;	1.51;	1.53	1.44	1.26	1.22;
37041	1.13;	1.01;	1.07;	1.03	0.97
83953	0.37	0.37	0.32	0.32;	0.58;	0.11;	0.11;

* These stars are K-type stars and the corresponding effective wave numbers are 1.05, 1.19, 1.54, 1.91, 2.29, 2.75, and $3.00 \mu^{-1}$.

TABLE IV. Observed position angles of interstellar polarization. Weighted mean values.

IID	Position angle observed at $1/\lambda =$						
	1.06	1.21	1.56	1.93	2.33	2.78	3.03
179406	177.2;	181.2;	182.3	183.7	184.6;	183.7;	187.0;
134335	90.1;	83.3	84.5	81.1	83.8	84.6;	78.2
134320	90.4	83.9	86.1	82.8;	91.2	87.4	85.3
193237	39.9	40.2	39.7	37.1	35.2	37.9	39.7
216411	45.2	47.8	46.6	49.0	49.6	48.3	51.5
4180	85.1	81.9	82.0	83.6	85.4	84.3	88.0
4768	87.5;	75.2;	80.7	82.5	81.1	80.4	78.1
7252	102.6;	99.0	96.2	97.4	98.1	97.9	99.6
7902	95.6	96.8	95.0	95.0	95.9	96.6	95.2
8965	100.4	105.9	103.5	105.1	104.2	103.6	104.8
10898	93.5	93.4	93.9	94.1	94.4	94.5	94.1
15558	121.8	121.2	119.3	120.2	120.6	118.9	115.6;
17506	118.6	118.3	112.6	114.6	111.5	115.0	116.6
25914	137.8	137.9	138.6	140.8	140.7	139.8	138.3
25940	171.2	170.9	170.4	169.4;	173.9	174.7	172.9
29866	12.6	10.2	10.5	9.7	11.2	12.8	13.9
36371	177.6;	179.6	181.1	175.9	175.2	171.0	168.9
37367	22.2	21.5;	24.0	24.6	22.2	26.1	21.7;
32990	86.9	86.2	84.3	84.3;	85.1	85.2	84.4
32481	91.3;	78.4;	80.0;	79.2	80.3	75.0;	83.3;
41398	162.8;	159.4;	162.8;	168.5;	167.7;	169.9;	163.8;
40111	169.2;	168.2;	168.8;	170.2	169.5	175.4	163.3
37202	...	33.1;	32.9;	35.4;	35.9	39.7	37.8
35468	75.2	79.9	74.9	80.0	77.4	70.2	70.0
46484	162.2;	174.2;	181.4;	175.3;	177.4;	179.0;	...
47240	173.1	177.2	172.7	172.5;	172.7;	180.7	176.1;
37061	62.6;	57.3;	63.8;	66.0	67.9	69.3	72.5
37041	104.2;	100.1;	100.8;	92.0	85.6;	82.4	79.2
83953	174.8	172.7	177.7	183.0;	167.2;

TABLE V. Various data on the stars observed in this program.

HD	Name	Galactic		Sp	V	B-V	E _{B-V}	R	Distance (kpc)				θ	Remarks ^b
		long	lat						Phot.	Par.	Rel.*	P _{vib}		
169454	-14°5039	18°	0°	B1Ia+	6 ^m .61	+0 ^m .94	1 ^m .16	3.6	0.7:	15.5		
181615	v Sgr	22	-14	A pep	4.61	+0.10	...	3.6	169.0	Sp. bin. Var.	
179406	20 Aql	28	-8	B3IV	5.4	3.6	1%28	182.9	Var.?	
134335	BS 5640	38	+59	gK1	5.83	+1.21	0.11	3.6	0.3:	...	0.64	83.0		
134320	46 Boo	39	+60	gK2	5.68	+1.24	0.08	3.6	0.3:	...	0.61	87.0		
193237	P Cyg	76	+1	Bp	4.80	+0.41	...	3.6	...	1.0	f	1.40	38.5	Shell, Nova 1600
197770	BS 7940	94	+9	B2IV	6.32	+0.33	0.57	4.2	0.3	...	n	...	130.1	
216411	+58°2492	108	-2	B1Ia	7.20	+0.60	0.82	4.9	0.9	...	f	2.61	48.3	
4180	o Cas	122	-15	B2V	4.50	-0.06	0.18	5.4	0.2	...	n	1.05	84.0	
4768	+58°119	123	-3	B5Ib	7.57	+0.38	0.48	5.4	1.4	...	f	2.37	80.7	
7252	+60°188	126	-3	B1V	7.12	+0.09	0.35	5.5	0.6	...	f	3.68	98.4	
7902	+57°257	127	-5	B6Ib	6.93	+0.40	0.48	5.5	1.0	...	f	3.26	95.7	
8965	+59°260	128	-2	B0.5V	7.28	+0.02	0.30	5.6	1.0	...	f	2.96	104.0	
10898	+57°399	131	-4	B2Ib	7.40	+0.35	0.53	5.6	1.1	...	f	4.32	94.0	
10516	φ Per	131	-11	B1III? pe	4.06	-0.04	...	5.6	...	0.06	n	...	44.4	Sp. bin. Var.
15558	+60°502	135	+2	O6	7.81	+0.52	0.84	5.8	0.5	...	n	5.28	120.0	
17506	η Per	139	-3	K3Ib	3.79	+1.69	0.31	5.8	0.2	0.25	n	1.05	115.3	
25914	+56°884	147	+3	B6Ia	7.99	+0.60	0.68	6.0	1.5	...	f	4.50	139.1	
25940	48 Per	153	-3	B3V pe	4.04	-0.06	0.14:	6.0	0.1:	0.07	n	0.76	172.1	Var.?
29866	BS 1500	163	-3	B7? e	6.06	+0.10	...	6.1	n	1.70	11.5	
36371	χ Aur	176	+1	B5Iab	4.77	+0.35	0.45	6.1	0.5	...	n	2.06	175.5	Sp. bin.
37367	BS 1924	179	-1	B2V	5.95	6.0	n	0.76	23.2	Sp. bin.
32990	103 Tau	179	-10	B2V	5.41	6.0	n	1.61	85.3	Sp. bin.
32481	+21°754	181	-13		8.10	6.0	n	1.91	80.8	
41398	+28°1008	182	+3	B2Ib	7.46	+0.32	0.50	6.0	1.1	...	f	2.14	165.0	
40111	139 Tau	184	+1	B1Ib	4.83	-0.07	0.15	6.0	0.9	...	n	0.79	169.3	
37202	ξ Tau	186	-6	B2IV p	3.03	-0.18	0.06:	5.9	0.2:	neg	n	1.53	35.8	Sp. bin. Var? Shell
35468	γ Ori	197	-16	B2III	1.63	-0.21	0.03	5.6	0.1	0.04	n	0.20	75.4	Var.?
46484	+04°1319	207	-4	B1V	7.74	+0.36	0.62	5.2	0.4	...	n	1.33	174.9	
47240	BS 2432	207	+1	B1Ib	6.15	+0.14	0.36	5.2	1.0	...	n	1.04	175.6	
37061	-05°1325	209	-15	B1V	6.80	+0.27	0.53	5.2	0.3	...	n	1.49	66.8	
37041	θ Ori	209	-19	O9.5V p	5.07	-0.08	0.22:	5.2	0.6	neg	n	1.01	89.8	Var. Sp. bin.
83953	BS 3858	256	+22	B2 pe	4.78	-0.12	n	0.39	175.1	

* In the relative distance column, near stands for 0.1-0.3 kpc and far for 0.6-1.5 kpc.

^b In the position angle column, an exclamation mark (!) indicates wavelength dependence of position angle.

TABLE VI. Normalized polarizations.

HD	Normalized percentage polarization at 1/λ =						
	1.06	1.21	1.56	1.93	2.33	2.78	3.03
179406	73.5;	74.4;	85.0	102.3	97.7	84.2	83.4
134335	52.0	82.9	90.4	99.1	100.9	80.3	81.8:
134320	69.8	71.6	99.3	98.5	101.5	100.7	129.1:
193237	60.0	69.9	90.0	96.4	103.6	96.6	94.8
216411	57.2	80.2	96.6	101.1	98.9	88.8	81.8
4180	84.5	78.5	102.2	99.5	100.5	96.9	94.4
4768	70.4	78.9	98.5	100.4	99.6	92.7	94.1
7252	73.3	70.9	103.4	100.1	99.9	93.4	83.1
7902	58.8	76.3	97.2	101.0	99.0	90.6	85.5
8965	67.9	74.2	100.8	101.8	98.2	90.4	85.5
10898	61.1	73.4	90.6	103.3	96.7	88.4	86.9
15558	70.7	81.5	101.4	100.9	99.1	88.9	84.9
17506	68.0	73.8	87.7	102.8	97.2	87.0	89.6
25914	69.2	84.9	96.3	101.6	98.4	89.6	81.6
25940	92.4	103.5	109.9	107.7	92.3:	57.7	49.6:
29866	92.8	90.0	102.8	104.6	95.4	84.9	71.2
36371	69.6:	75.4	82.5	102.1	97.9	82.8	81.5
37367	68.8	95.0	120.1:	112.4	87.6	77.0:	71.9:
32990	62.6	76.8	92.0	101.0	99.0	91.3	83.4
32481	78.6:	91.1:	110.0:	98.6	101.4	93.2	77.1:
41398	81.3:	88.6:	107.4:	99.6:	100.4:	74.9:	81.2:
40111	99.9	100.5:	138.4:	102.8	97.2	66.0:	47.5:
37202	...	82.8:	87.5:	97.1:	102.9	70.9	39.6
35468	34.4	64.9	86.4	98.8	101.2	137.9	138.4
46484	66.1:	78.3:	119.6:	103.4:	96.6:	79.3:	...
47240	67.9	81.4	99.8	96.1:	103.9:	67.7:	60.9:
37061	92.4:	113.8:	101.8:	103.0	97.0	85.3	82.1:
37041	113.0:	101.0:	107.0:	103.0	97.0
83953	82.2:	82.8	71.1	71.5:	128.5:	25.2:	23.3:

TABLE VII. Mean interstellar polarization.*

1/λ	No. of Stars	Mean Norm. Pol.	Average Prob. Error
1.06	52	68%	3%
1.21	49	78	3
1.39	27	96	3
1.56	25	99	2
1.93	52	101	2
2.33	52	98	2
2.78	51	90	3
3.03	50	87	5

* All stars of Table X in Paper VI and of the present Table VI except HD 6675, 24431, 35468, 37041, 37202, 83953, 193443, and 206936.

Belton and Woolf 1965; Serkowski 1965; Rucinski 1966), the irregular red variable μ Cephei (Grigoryan 1959; Coyne and Gehrels 1966; Serkowski 1966), and various Mira type variables (Serkowski 1966).

Tables IX and X list the difference of our observations made during 1966-1967, with those of other observers extending from 1949 to 1965. The second column in each of these tables lists the difference between our observations at 1/λ=2.33 and those of Hall (1958); the third column lists the difference between our observations at 1/λ=1.93 and Hiltner (1956); the

TABLE VIII. Residuals of position angles.

HD*	Observed minus mean for each star at $1/\lambda =$						
	1.06	1.21	1.56	1.93	2.33	2.78	3.03
1794061	- 6°;	- 2°;	0°	+1°	+2°;	+1°;	+ 4°;
134335	+ 7:	0	+ 1	- 2	+ 1	+ 2:	- 5
134320	+ 3	- 3	- 1	- 4;	+ 4	0	- 2
193237	+ 1	+ 2	+ 1	- 1	- 3	- 1	+ 1
2164111	- 3	0	- 2	+ 1	+ 1	0	+ 3
4180	+ 1	- 2	- 2	0	+ 1	0	+ 4
4768	+ 7:	- 5:	0	+ 2	0	0	- 3
7252	+ 4:	+ 1	- 2	- 1	0	0	+ 1
7902	0	+ 1	- 1	- 1	0	+ 1	0
8965	- 4	+ 2	0	+ 1	0	0	+ 1
10898	0	- 1	0	0	0	+ 1	0
155581	+ 2	+ 1	- 1	0	+ 1	- 1	- 4:
17506	+ 3	+ 3	- 3	- 1	- 4	0	+ 1
25914	- 1	- 1	- 1	+ 2	+ 2	+ 1	- 1
259401	- 1	- 1	- 2	- 3;	+ 1	+ 3	+ 1
29866	+ 1	- 1	- 1	- 2	0	+ 1	+ 2
363711	+ 2;	+ 4	+ 6	0	0	- 4	- 7
37367	- 1	- 2:	+ 1	+ 1	- 1	+ 3	- 2;
32990	+ 2	+ 1	- 1	- 1:	0	0	- 1
32481	+ 11;	- 2;	- 1;	- 2	0	- 6:	+ 3;
41398	- 2;	- 6;	- 2;	+ 4;	+ 3;	+ 5;	- 1;
40111	0:	- 1:	- 1:	+ 1	0	+ 6	- 6
372021	...	- 3;	- 3;	0;	0	+ 4	+ 2
354681	0	+ 5	0	+ 5	+ 2	- 5	- 5
46484	- 13;	- 1;	+ 6;	0;	+ 2;	+ 4;	...
47240	- 2	+ 2	- 3	- 3;	- 3;	+ 5	+ 1;
370611	- 4;	- 10;	- 3;	- 1	+ 1	+ 2	+ 6
370411	+ 14;	+ 10;	+ 11;	+ 2	- 4:	- 7	- 11
83953	0	- 2	+ 2	+ 8;	- 8:

* Stars with exclamation marks (!) show appreciable wavelength dependence of position angles.

TABLE IX. Our percentage polarization minus that of other observers.

HD	Hall 1949-54	Hiltner 1949-54	Behr 1956-58	Serkowski 1960-65
179406	-0.38%
134335	+0.05%	...
134320	-0.03	...
193237	+0.26	+0.33%
216411	-0.06	-0.05	...	+0.02%
4180	-0.01	...	+0.29	...
4768	+0.30	+0.14
7252	+0.50	+0.05	...	+0.10
7902	(-0.93)	+0.33	...	+0.30
8965	-0.14	+0.16	...	+0.10
10898	(+0.63)	(+0.69)
15558	-0.10	+0.23	...	+0.02
17506	+0.15
25914	(-0.95)	-0.07	...	-0.16
25940	-0.47	...	-0.21	...
29866	-0.37
36371	-0.44	...	+0.20	+0.06
37367	-0.33
32990	+0.30
32481	+0.01
41398	-0.57	-0.14
37202	+0.27
40111	-0.47	-0.34
35468	-0.43	...	+0.03	...
46484	-0.17	-0.09
47240	-0.44	-0.06
37061	+0.01	...	-11	...
37041	+0.28
83953	-0.20
Syst. Diff.	-0.10	+0.04	+0.06	+0.09
Mean Res.	0.28	0.17	0.14	0.11

fourth column gives the difference between the weighted means of our observations at $1/\lambda = 1.93$ and $1/\lambda = 2.33$ with those of Behr (1956); and the last column gives the average of the differences between our observations at $1/\lambda = 1.93, 2.33,$ and 2.78 with Serkowski's green, blue, and ultraviolet filters, respectively. The Serkowski observations were supplied to us directly by the author, corrections being applied in the same way as described in Sec. III of Paper VIII (see references there). At the bottom of each table the systematic difference is the straight average, and the mean residual the average of the absolute value, of the residuals exclusive of those in parentheses.

In Table X, with the exception of HD 35468 there are no significant residuals. Large residuals in Table IX for HD 7902, 10898, and 25914 may indicate variations in percentage of polarization. All three of these stars have large polarizations (greater than 3%) and they are relatively distant.

We now discuss the polarimetric observations of the B2III star, γ Orionis (HD 35468). In Table X, the residuals of the position angle in both the Hall and Behr columns are remarkably large (of the order of 50°) and similar. Our determination of θ is the result of measurements at seven independent wavelengths

made on three different nights (see Table II). The largest probable error for the combined value at a single wavelength is $\pm 1.9^\circ$. For a total of ten other stars observed on three different nights on which we observed γ Orionis the mean absolute residual in position angle, Coyne-Hall, is $\pm 4^\circ$. It appears that either the plane of polarization of γ Orionis has rotated or that we or Hall and Behr are in error by some 50° for γ Orionis. There also appears to be a dependence of θ on wavelength (see Table VIII) and a monotonically increasing polarization with decreasing wavelength [see Tables III and VI, and Fig. 3(c)]. Although the percentage of polarization is small with a maximum of 0.3% at $1/\lambda = 3.03$, the average probable error of the combined observations from two different nights is also small, $\pm 0.01\%$. The remarkable wavelength dependence of the percentage of polarization depicted in Fig. 3(c), which suggests a small mean particle size for the scatterer, as well as the indications of a rotation of the plane of polarization with wavelength and time, suggest γ Orionis as a candidate for more detailed observations, especially in the far ultraviolet.

For the spectroscopic binary and shell star, ζ Tau (HD 37202) we find no change in the percentage

TABLE X. Our position angle minus that of other observers.

HD	Hall 1949-54	Hiltner 1949-54	Behr 1956-58	Serkowski 1960-65
179406	- 1°
134335	+ 4°	...
134320	+ 6	...
193237	+ 9	+ 2°
216411	+ 2	+ 4	...	+ 3°
4180	0	...	+ 1	...
4768	- 2	- 4
7252	- 1	- 1	...	0
7902	- 1	0	...	0
8965	+ 1	+ 2	...	- 1
10898	- 3	- 1
15558	- 1	0
17506	- 4
25914	+ 1	- 3
25940	- 2	...	- 1	...
29866	+ 5
36371	0	...	+ 2	0
37367	+10
32990	- 3
32481	+ 6
41398	- 1	+ 2
40111	- 8	+ 6
37202	+13
35468	(+56)	...	(+46)	...
46484	+11	+11
47240	+ 1	+ 2
37061	+ 2
37041	-16
83953	- 1
Syst. Diff.	+ 0.7	+ 1.5	+ 2.4	+ 0.4
Mean Res.	4.0	2.9	2.8	+ 0.8

polarization between 1964 and 1967. There is, however, a change in the position angle. The mean angle for the 1964-65 observation is 26°8; for the 1967 observations it is 35°8. For both epochs there appears to be a rotation of position angle with wavelength of the order of 5° to 10°. The rotation, however, is in the opposite sense for the two epochs, such that the difference in the position angle at $1/\lambda = 3.03$ between the two epochs is 20°.

Acknowledgments. This work is supported by the National Aeronautics and Space Administration (NsG-670 and NsG-733).

We have checked the internal consistency of the position angles for both the 1964-65 and the 1967 observations by intercomparisons of observations on other stars and planets observed on the different nights during each of the two observing runs when HD 37202 was observed. There appear to be no systematic effects.

In Table II, in addition to HD 35468 and HD 37202 for five other stars suspected of variability in polarization the individual observations are given. Four of these stars are spectroscopic binaries. HD 10516 (φ Persei) is of particular interest since its period is 127 days and the variations in the percentage polarization are of the order of $0.2\% \pm 0.02$ occurring over a period of about 4 months. Furthermore, there is a rotation of the plane of polarization with wavelength of the order of 30°. Likewise HD 37041 (θ^2 Orionis), a spectroscopic binary with a period of 21 days, has a variation in the ultraviolet polarization of $0.5\% \pm 0.04$ and a rotation of the plane of polarization with wavelength of the order of 20°.

REFERENCES

- Appenzeller, I. 1965, *Astrophys. J.* 141, 1390.
 Behr, A. 1956, *Nachr. Akad. Wiss. Göttingen*, II. *Math.-Phys. Kl.*, No. 7, 185; *Veröff. Göttingen*, No. 126.
 Belton, M. J. S., and Woolf, N. J. 1965, *Astrophys. J.* 141, 145.
 Coyne, G. V., and Gehrels, T. 1966, *Astron. J.* 71, 355 (Paper VIII).
 Gehrels, T. 1960, *ibid.* 65, 470 (Paper II).
 Gehrels, T., and Meltzer, A. S. 1966, *ibid.* 71, 111 (Paper VII).
 Gehrels, T., and Teska, T. M. 1960, *Publ. Astron. Soc. Pacific* 72, 115.
 Grigoryan, K. A. 1959, *Soobshch. Byuranskoi Obs.* 2¹, 43.
 Hall, J. S. 1958, *Publ. U. S. Naval Obs.* 17, Part VI.
 Hall, J. S., and Serkowski, K. 1963, in *Basic Astronomical Data*, Vol. 3 of *Stars and Stellar Systems*, K. Aa. Strand, Ed. (University of Chicago Press, Chicago), p. 296.
 Hiltner, W. 1956, *Astrophys. J. Suppl.* 2, 389.
 Lec, T. 1966, Doctoral dissertation, University of Arizona.
 Rucinski, S. H. 1966, *Acta Astron.* 16, 127.
 Serkowski, K. 1965, *Astrophys. J.* 142, 793.
 —. 1966, *ibid.* 144, 857; also, *I.A.U. Inf. Bull. Var. Stars*, No. 141.
 Shakhovskoi, N. M. 1964, *Astron. Zh.* 41, 1042 (English transl.: *Soviet Astron.—AJ* 8, 833).