

T-70-00878

N 70 28737  
NASA CR 110215

Muonic Interactions in Zn<sup>66</sup> and Zn<sup>68</sup> (\*)

NEK-47-004-006

D. A. Jenkins and R. J. Powers

Virginia Polytechnic Institute, Blacksburg, Virginia 24061

and

A. R. Kunselman

University of Wyoming, Laramie, Wyoming 82070

ABSTRACT

We have looked for the  $J^P = 0^+$  nuclear excitation of Zn<sup>68</sup> in muonic atoms as suggested by Henley and Wilets. Zn<sup>68</sup> was chosen because the energy of the  $0^+$  excitation is close to the energy difference of the 2s-1s mu-atomic levels thus allowing a dynamic interaction between a muon in a 2s state and the nucleus in the ground state. We find that the 2s-1s level difference is 20 keV less than the nuclear excitation energy and, as a result, the dynamic interaction is too small for us to observe. We measure the Zn<sup>66</sup>-Zn<sup>68</sup> isotope shift to be  $\delta R/\delta R_{std} = 0.47 \pm 0.11$ .

CASE FILE  
COPY



## 1. INTRODUCTION

The purpose of our measurement was to look for a dynamic interaction between a muon in a 2s atomic state and a nucleus in a  $0^+$  excited state. The measurement was suggested by Henley and Wilets as a means for investigating the nuclear Coulomb-monopole-transition matrix element.<sup>1</sup> They suggested  $Zn^{68}$  for a target because the muonic 2s-1s energy difference is close to the excitation energy of the  $0^+$  nuclear level in  $Zn^{68}$  and they predicted that the  $0^+$  excitation could be observed by looking for an additional splitting in the 2s $\rightarrow$ 2p muonic transition. The effect of the interaction is shown in Fig. 1 in which the muonic energy levels and transitions without a nuclear interaction are shown by solid lines. The nuclear interaction causes a splitting of the 2s level and the dashed lines indicate the new transitions which are introduced. The effect of the interaction can be measured by observing both the energy and relative intensities of the 2s $\rightarrow$ 2p transitions. We have looked for the 2s $\rightarrow$ 2p x ray, and we have measured the 2p $\rightarrow$ 1s transition energy in order to estimate the muonic 2s-1s energy difference.

We have also measured the 2p $\rightarrow$ 1s x-ray energy in  $Zn^{66}$  which allows us to report the isotope shift in the muonic 2p $\rightarrow$ 1s transition between  $Zn^{66}$  and  $Zn^{68}$ .

## 2. EXPERIMENTAL METHOD

The experiment was conducted at the NASA Space Radiation Effects Laboratory and proceeded in two parts. First, we searched for the  $2s \rightarrow 2p$  transitions by looking for x rays in the region 20 to 60 keV with a silicon detector of 0.7 keV resolution (FWHM). The targets were made up from 60 grams of  $Zn^{68}$  and 100 grams of  $Zn^{66}$  in the form of oxides; each target was at least 98% isotopically pure. A spectrum for the sum of the  $Zn^{66}$  and  $Zn^{68}$  x rays in this energy range is given in Fig. 2. in which we can see x-ray lines from transitions in both zinc and oxygen present in the  $ZnO$  target compound. The principal  $2s_{1/2} \rightarrow 2p_{3/2}$  and  $2s_{1/2} \rightarrow 2p_{1/2}$  x rays are predicted in our analysis, which is described below, to have an energy of 37.5 and 44.7 keV, respectively. The  $2s_{1/2} \rightarrow 2p_{3/2}$  x ray is obscured by the 37.7 keV  $L_{\gamma}$  transition in oxygen, however, there is no statistically significant peak where the  $2s_{1/2} \rightarrow 2p_{1/2}$  is expected. The yield of the  $2s \rightarrow 2p$  x rays in zinc is unknown, but, from this data, we estimate the yield to be less than 0.04 per cascading muon. The  $2s \rightarrow 2p$  x ray has been observed in higher Z isotopes to have a yield of approximately 0.02 per cascading muon.<sup>2</sup> We then proceeded to measure the  $2p \rightarrow 1s$  transition energies so that we could determine the charge radius of the  $Zn^{68}$  nucleus and compute the  $2s-1s$  energy difference. With this energy difference, we could then use the theory of Henley and Willets to calculate the expected relative yield of the split  $2s \rightarrow 2p$  x rays and establish whether or not a measurement of the splitting would be feasible.

The experimental arrangement for measuring the  $2p \rightarrow 1s$  x-ray energies was similar to one which has been described for a pionic x-ray measurement.<sup>3</sup> To find the isotope shift, the  $2p \rightarrow 1s$  x-ray energies in both  $Zn^{66}$  and  $Zn^{68}$  were measured. The linearity of the pulse analysis system was checked with nuclear gammas of known energy, and the gammas in the region of interest are given in Table I. The total spectrum for  $Zn^{66}$  and  $Zn^{68}$  is shown in Fig. 3 with Gaussian curves which were used to fit the peak in the centroid determination. The x-ray energies are given in Table II; the largest contribution to the errors was an uncertainty of  $\pm 0.30$  keV in the linearity. Our results are in agreement with NaI measurements of the x rays from natural zinc which range from  $1589.9 \pm 4.5$  to  $1614.6 \pm 6.2$  keV where the numbers represent an average of the  $2p_{1/2} \rightarrow 1s_{1/2}$  and  $2p_{3/2} \rightarrow 1s_{1/2}$  x-ray energies since the  $2p_{3/2} - 2p_{1/2}$  splitting was not resolved.<sup>6</sup>

### 3. DYNAMIC INTERACTION IN $Zn^{68}$

Henley and Wilets suggested that muons be used to measure the matrix element  $H'$  for the Coulomb excitation from  $Zn^{68}$  ground state  $\alpha$  to the  $0^+$  excited state  $\beta$ .<sup>1</sup> The coulomb interaction between the muon and the nucleus causes a splitting in the 2s level of energy  $2\epsilon$  where

$$\epsilon = [H'^2 + (\Delta/2)^2]^{1/2} \quad (1)$$

and

$$\Delta = E_{2s,\alpha} - E_{1s,\beta} \quad (2)$$

To find  $H'$ , one must measure  $\epsilon$  and  $\Delta$ . In terms of measurable quantities,  $H'$  is given by

$$H' = 2\epsilon\sqrt{P/(P+1)} \quad (3)$$

where  $P$  is the ratio of the population of the muons in the two 2s levels. The effect of the dynamic interaction is to produce two sets of two lines each instead of the  $2s_{1/2} \rightarrow 2p_{3/2}$  and  $2s_{1/2} \rightarrow 2p_{1/2}$  lines seen when the interaction is not present, and  $H'$  is found by measuring the splitting and intensity ratio of these two sets of lines.

To determine the size of the effect, we have measured the  $2p \rightarrow 1s$  x-ray energy and obtained a value for  $\Delta$ . Using Henley and Wilet's estimate for  $H'$  (2 keV), we then calculate  $\epsilon$  and  $P$  from Eq. (1) and (3).

A value for  $\Delta$  was found by using the measured x-ray energies to find the charge distribution. We represented the charge distribution by a Fermi function,

$$\rho(r) = \rho_0 / [1 + e^{(r-c)/s}] \quad (4)$$

where  $c$  is the half-density radius,  $t = s(4\ln 3)$  is the skin thickness and  $\rho_0$  is a normalization factor. Analysis of higher  $Z$  nuclei have shown that charge distributions represented by a Fermi function yield the correct  $1s$ ,  $2s$  and  $2p$  binding energies.<sup>2</sup> Setting  $t = 2.35 F$  (an average value for nuclei in our range of atomic number<sup>7</sup>), we found  $c = 4.423 F$  from the x-ray data and used this charge distribution to compute the binding of a muon in a  $2s$  state ( $E_{2s,\alpha}$ ). The result was not significantly affected by changes of 10% in the value of  $t$  which was used in the calculation of  $c$ . We then assumed the binding energy of a  $1s$  muon with the nucleus in the excited state  $\beta$  is equal, with an uncertainty of 1 keV, to the energy we measured for the binding of a  $1s$  muon with the nucleus in the ground state  $\alpha$ . The  $2s$ - $1s$  energy difference was found to be  $1635.7 \pm 1.1$  keV. Our calculation included corrections due to vacuum polarization and the Lamb shift, but did not include the nuclear polarization which is expected to be small (less than 1 keV<sup>[8]</sup>). The calculated transition energies are given in Table II. A recent measurement by Carter, Hamilton, Ramayya and Pinajian of  $Zn^{68}$  nuclear excitation energies gives  $1655.7 \pm 1.0$  keV for the  $0^+$  level.<sup>9</sup> We then arrive at a value for  $\Delta$  of  $-20.0 \pm 1.5$  keV.

From Eqs. (1) and (3), we find  $\epsilon = 10.2$  keV and  $P = 101$ . With our upper limit for the  $2s \rightarrow 2p$  yield of 0.04, we conclude that the low-intensity components of the  $2s \rightarrow 2p$  transition, which must be seen, will have a yield of less than  $4 \times 10^{-4}$  per cascading muon. With present beam intensities, this transition would be difficult to observe.

4. Zn<sup>66</sup> - Zn<sup>68</sup> ISOTOPE SHIFT

We interpret the isotope shift in the manner described by Ehrlich.<sup>10</sup> The shift due to nuclear recoil (0.08 keV) is added to the isotope shift to obtain a volume shift of  $2.01 \pm 0.36$  keV for the  $K_{\alpha 1}$  line. The volume shift is then expressed as  $\delta R / \delta R_{std}$  where  $R^2 = 5\langle r^2 \rangle / 3$  and  $\delta R = R(A_2) - R(A_1)$ ,  $\delta R_{std} / R = (A_2^{1/3} - A_1^{1/3}) / A_1^{1/3}$ . To find  $\delta R$ , we set the skin thickness  $t$  equal to  $2.35 F$  and held it constant while  $c$  is varied to obtain  $(\partial E / \partial R)_t$ . Defining

$$\delta R_t = \delta E / (\partial E / \partial R)_t$$

where  $\delta E$  is the isotope shift, we compute  $\delta R_t / \delta R_{std} = 0.47 \pm 0.08$ . Including a model-dependent uncertainty of  $\pm 0.08$  due to variations in the skin thickness as calculated by Ehrlich, we find for the isotope shift

$$\delta R / \delta R_{std} = 0.47 \pm 0.11 .$$

This result can be compared to isotope shifts measured by Ehrlich for elements of neighboring  $Z$  where he found 0.60 for the shift in  $Cu^{63} - Cu^{65}$  and 0.55 for  $Ni^{60} - Ni^{62}$ . Consequently we are unable to detect a variation in the isotope shift for isotopes in this range of  $Z$ .

## 5. CONCLUSION

We have measured the charge radius of  $\text{Zn}^{68}$  and, from this, we have derived the 2s-1s muonic energy difference. The difference is compared to the  $0^+$  nuclear excitation of  $\text{Zn}^{68}$  and found to be  $20.0 \pm 1.0$  keV too small, thus inhibiting the dynamic interaction described by Henley and Wilets. Instead of measuring the intensity ratios of the 2s $\rightarrow$ 2p x rays, the dynamic interaction could be measured by determining  $\Delta$  as we have done and then find  $\epsilon$  by looking for an energy shift in the principal pair of 2s $\rightarrow$ 2p x rays. A shift of 0.2 keV is predicted from our analysis and would be barely observable with present-day techniques. Also, other corrections such as nuclear polarization would then become important. As a result, the interaction is difficult to observe in  $\text{Zn}^{68}$  under present experimental conditions. To see the  $0^+$  nuclear excitation in muonic atoms, other nuclei, such as  $\text{Kr}^{82}$  also suggested by Henley and Wilets, should be examined.

Our measurement of the isotope shift is consistent with the shift observed in other isotopes with  $Z \approx 30$ .

#### ACKNOWLEDGEMENTS

We thank members of the William and Mary physics group for help in the data collection, Mr. Duane Reaugh for help in the data analysis, and the staff of the NASA Space Radiation Effects Laboratory for their assistance during the experiment.

FOOTNOTES.

\* Work supported by the National Aeronautics and Space Administration.

1. E. M. Henley and L. Willets, *Phys. Rev. Letters* 20, 1389 (1968).
2. H. L. Anderson, C. K. Hargrove, E. P. Hincks, J. D. McAndrew, R. J. McKee, and D. Kessler, *Phys. Rev. Letters* 22, 221 (1969).  
See also, D. A. Jenkins, R. J. Powers, P. Martin, G. H. Miller, R. E. Welsh and A. R. Kunselman, "2s Atomic Level in Muonic  $^{140}\text{Ce}$ ", to be published (1970).
3. D. A. Jenkins, R. J. Powers and A. R. Kunselman, "The  $4f \rightarrow 3d$  Pionic Transition in  $\text{Ba}^{138}$ ,  $\text{Ce}^{140}$  and  $\text{Ce}^{142}$ ," to be published (1970).
4. C. M. Lederer, J. M. Hollander, and I. Perlman, Table of Isotopes, (John Wiley and Sons, Inc., New York, 1967), 6th Ed., Appendix II, p. 561.
5. S. M. Brahmavar and J. H. Hamilton, *Nuclear Instr. and Methods*. 69, 353 (1969).
6. H. R. Collard, L.R.B. Elton, A. Hofstadter, and H. Schoper, in Landolt - Börnstein Numerical Data and Functional Relationships in Science and Technology, edited by K.-H. Hellwege (Springer - Verlag, Berlin, Germany, 1967), New Series, Group I. Vol. 2, page 11.
7. L.R.B. Elton, Nuclear Sizes (Oxford University Press, London, 1961).
8. R. K. Cole, Jr., *Phys. Rev.* 177, 164 (1969).
9. H. K. Carter, J. H. Hamilton, A. V. Ramayya and J. J. Pinajian, *Phys. Rev.* 174, 1329 (1968).
10. R. D. Ehrlich, *Phys. Rev.* 173, 1088 (1968).

Table I. Calibration sources. The energies are taken from Ref. 4 except for Bi<sup>212</sup> from Ref. 5.

Source	Energy (keV)
Na <sup>22</sup>	1274.53 ± 0.10
Th <sup>228</sup>	1592.46 ± 0.10 (double escape)
Bi <sup>212</sup>	1620.50 ± 0.10
Y <sup>88</sup>	1836.08 ± 0.07

Table II. X-ray energies (in keV).

	$2p_{3/2} \rightarrow 1s_{1/2}$	$2p_{1/2} \rightarrow 1s_{1/2}$	$3d_{5/2} \rightarrow 2p_{3/2}$	$3d_{3/2} \rightarrow 2p_{1/2}$
<u>Measured</u>				
Zn <sup>66</sup>	1600.15 ± 0.40	1592.97 ± 0.40	354.29 ± 0.25	360.75 ± 0.25
Zn <sup>68</sup>	1598.22 ± 0.39	1591.22 ± 0.39	354.15 ± 0.25	360.59 ± 0.25
Shift	1.93 ± 0.36	1.75 ± 0.36	-	-
<u>Calculated</u>				
Zn <sup>68</sup>	1598.25	1591.05	354.15	360.58

FIGURE LEGENDS

- Fig. 1. Effect of the dynamic interaction on the 2s muonic level. The dynamic interaction splits the 2s level into the two levels shown by dashed lines. The splitting of the  $2p_{3/2} - 2p_{1/2}$  levels is 7 keV.
- Fig. 2. Sum of the muonic x-ray spectra for  $Zn^{66}$  and  $Zn^{68}$ . The principal transitions in the spectrum are identified and the expected position of the  $2s_{1/2} \rightarrow 2p_{1/2}$  transition is indicated.
- Fig. 3. The  $2p \rightarrow 1s$  transitions for muons in  $Zn^{66}$  and  $Zn^{68}$ . The solid line represents the shape of the curve which was used in the centroid determination.

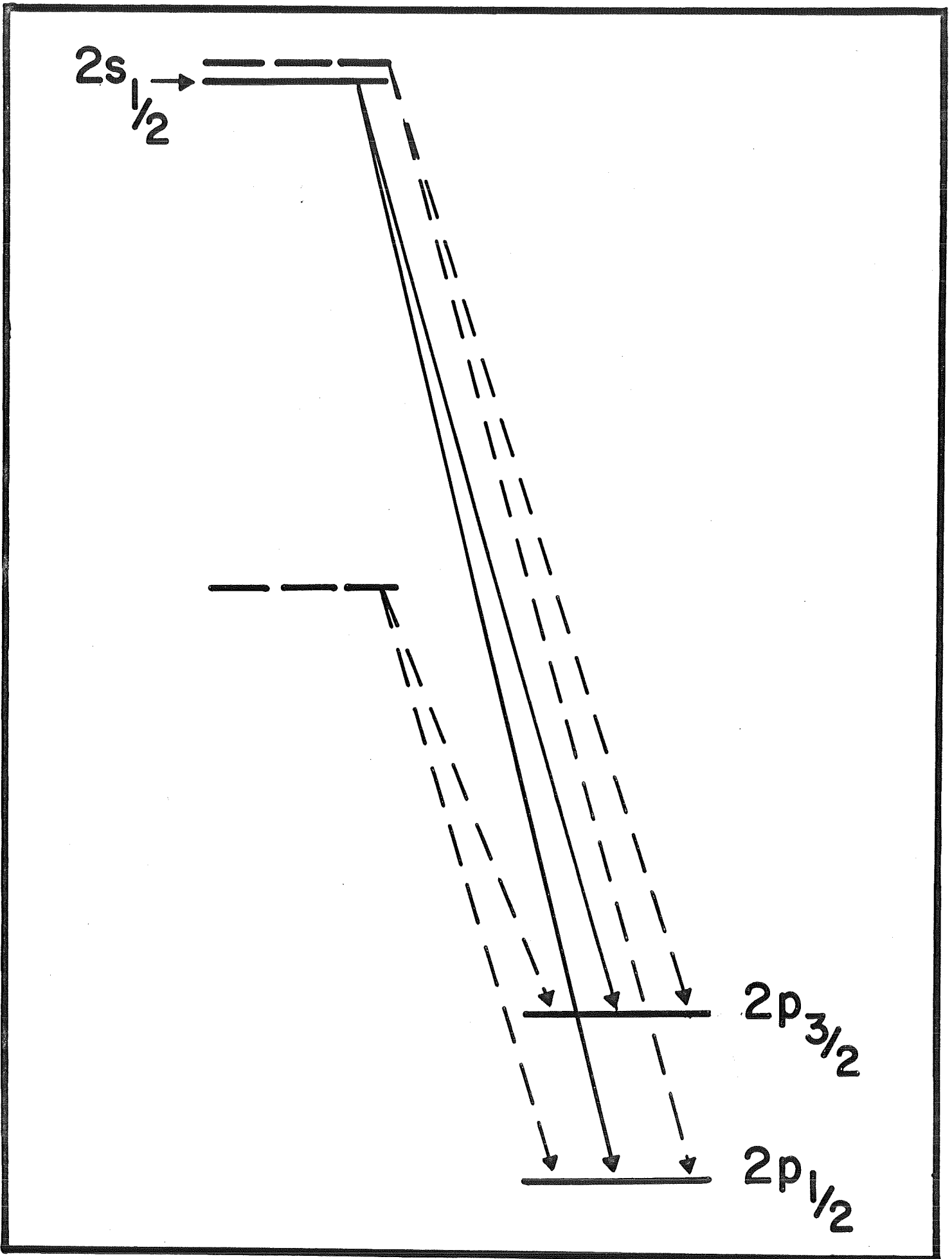


Fig. 1

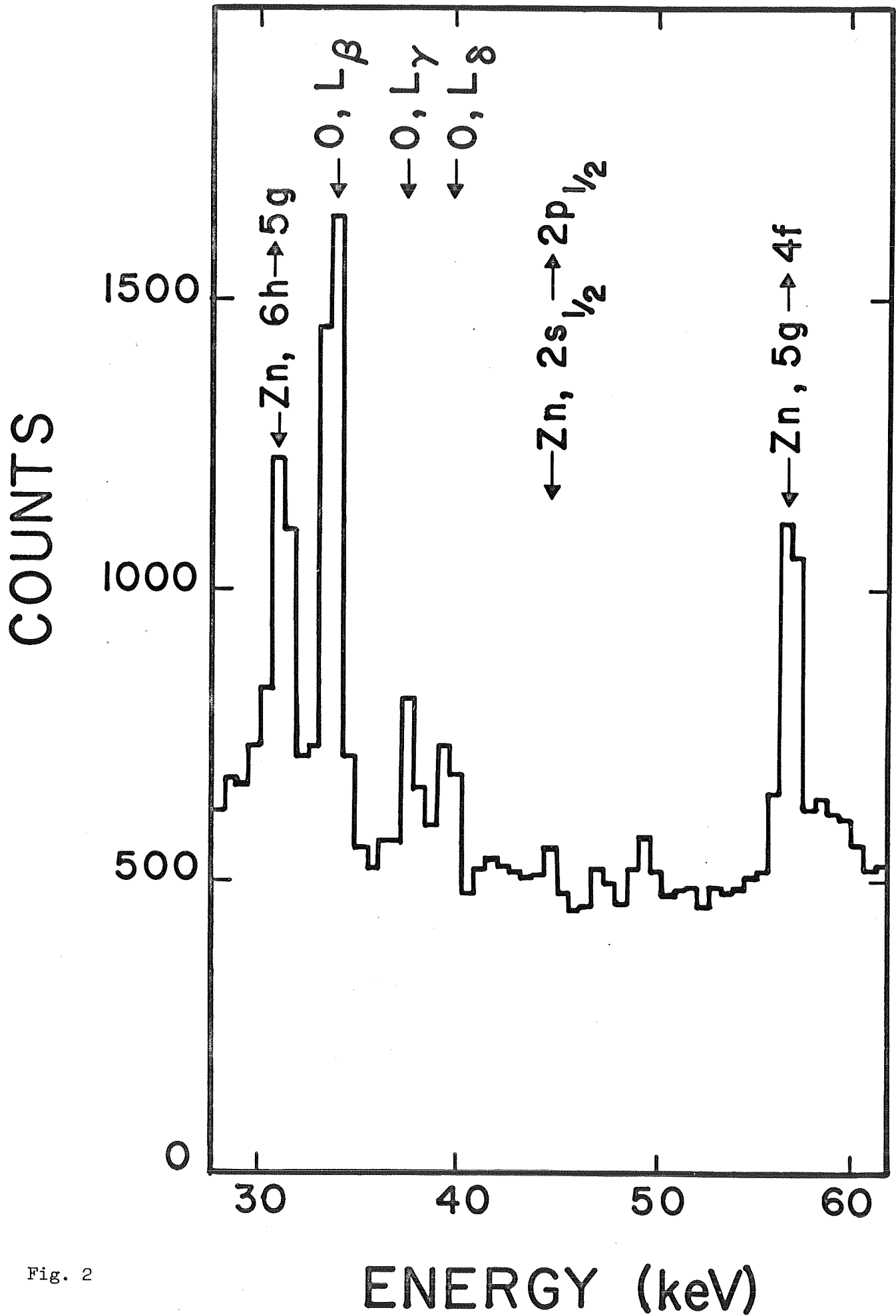


Fig. 2

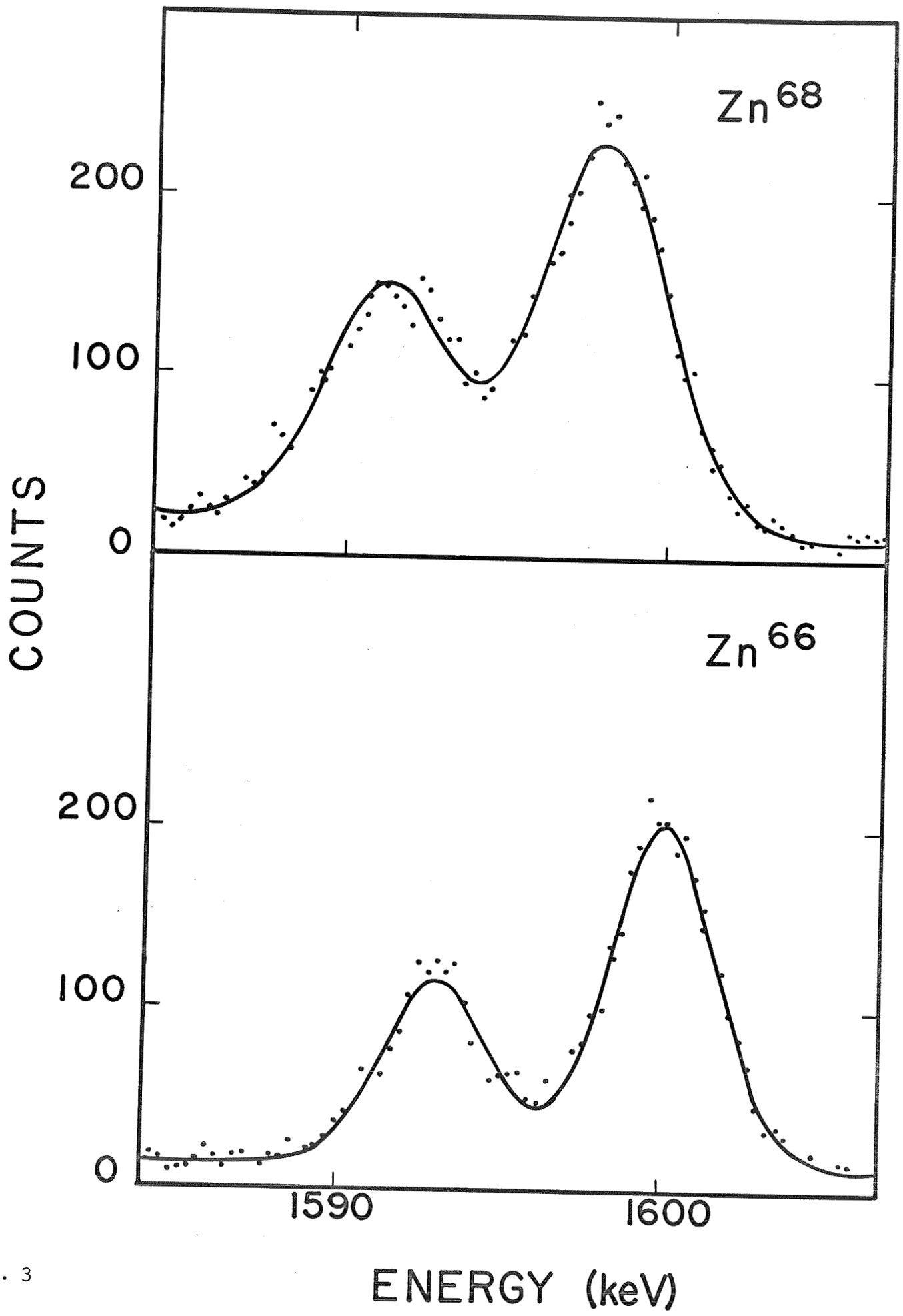


Fig. 3