

Fellows AD-743506

**Annual and Solar-Magnetic-Cycle
Variations in the Interplanetary
Magnetic Field, 1926-1971**

by

John M. Wilcox and Philip H. Scherrer

SUIPR Report No. 466

Reproduction in whole or in part
is permitted for any purpose of
the United States Government.

April 1972

Office of Naval Research
Contract N00014-67-A-0112-0068

National Aeronautics and Space Administration
Grant NGR 05-020-559

National Science Foundation
Grant GA-31138

**INSTITUTE FOR PLASMA RESEARCH
STANFORD UNIVERSITY, STANFORD, CALIFORNIA**

N72-27370

Unclas
34728

(NASA-CR-127422) ANNUAL AND
SOLAR-MAGNETIC-CYCLE VARIATIONS IN THE
INTERPLANETARY MAGNETIC FIELD, 1926-1971
Interim Scientific J.M. Wilcox, et al
(Stanford Univ.) Apr. 1972 20 p CSCL 06N G3/13



ANNUAL AND SOLAR-MAGNETIC-CYCLE
VARIATIONS IN THE INTERPLANETARY
MAGNETIC FIELD, 1926-1971

by

John M. Wilcox and Philip H. Scherrer

Office of Naval Research
Contract N00014-67-A-0112-0068

National Aeronautics and Space Administration
Grant NGR 05-020-559

National Science Foundation
Grant GA-31138

SUIPR Report No. 466

April 1972

Institute for Plasma Research
Stanford University
Stanford, California

Annual and Solar-Magnetic-Cycle Variations
in the Interplanetary Magnetic Field, 1926-1971

John M. Wilcox and Philip H. Scherrer

Institute for Plasma Research, Stanford University
Stanford, California 94305

Abstract

The polarity of the interplanetary magnetic field has been inferred by Svalgaard from observations of the polar geomagnetic field during the interval 1926-1971. On the basis of a few years of spacecraft observations Rosenberg and Coleman have suggested that there may be an annual variation in the predominant polarity of the interplanetary field. The present analysis of forty-five years of inferred field polarity shows clearly an annual variation and also a variation of about twenty years, which we associate with the solar magnetic cycle. On the average the phase of the annual variation of the interplanetary field changes about $2\frac{2}{3}$ years after sunspot maximum, i.e. for about ten consecutive years the predominant polarity of the interplanetary field is away from the sun during the six-month interval in which the earth is at southern heliographic latitudes, and then a change of phase occurs such that for about the next ten years the predominant polarity is toward the sun while the earth is at southern heliographic latitudes. The annual variation changes its predominant polarity within a few days of the times when the heliographic latitude of the earth is zero.

Annual and Solar-Magnetic-Cycle Variations
in the Interplanetary Magnetic Field, 1926-1971

John M. Wilcox and Philip H. Scherrer

Institute for Plasma Research, Stanford University

Stanford, California 94305

On the basis of a few years of observations by spacecraft of the interplanetary magnetic field, Rosenberg and Coleman (1969) have suggested that there should be an annual variation in the predominant polarity of the interplanetary field observed near the earth. During the six-month interval from December 7 to June 7 when the southern polar region of the sun is tipped toward the earth, the predominant polarity of the interplanetary field should be the same as the polarity of the southern solar polar region, and vice versa for the interval from June 7 to December 7. It should be emphasized that the sector structure (Wilcox, 1968) is nearly always present, and that the effect now being discussed can be thought of as a small modulation of the sector pattern. The effect proposed by Rosenberg and Coleman (1969) was based on a few years' observations, and its statistical significance has been discussed by Wilcox (1970).

Recently Svalgaard (1968, 1972) has discovered a method of inferring the polarity of the interplanetary magnetic field from observations of the polar geomagnetic field. This method has been confirmed using a prediction technique by Friis-Christensen, et al. (1971). The Danish Meteorological Institute has maintained observations of the geo-

magnetic field at Godhavn (invariant latitude 77.5°N) without interruption since 1926. Svalgaard (1972) has used this long series of observations to infer the polarity of the interplanetary magnetic field in the interval 1926-1971. We have used this inferred interplanetary magnetic field to look for an annual and also a solar-magnetic-cycle variation in the predominant polarity of the interplanetary field. The interval 1926-1971 has been divided into Bartels Rotations of length 27 days. For each Bartels Rotation the number of days with the inferred interplanetary field polarity directed toward the sun has been counted and plotted in Figure 1. Also shown in Figure 1 is a solid curve representing the heliographic latitude of the earth. We notice in Figure 1 that there are intervals of several years in which the inferred field polarity seems to be approximately in phase with the heliographic latitude of the earth, and that there are other intervals of several years in which the two appear to be out of phase.

Hale (1913) discovered that during one sunspot cycle (i.e. from minimum to minimum), in the northern solar hemisphere nearly all the preceding spots in a bipolar region will have north polarity and nearly all the following spots will have south polarity. During this same sunspot cycle in the southern solar hemisphere the polarities are reversed, i.e. the preceding spots will have south polarity and the following spots will have north polarity. During the next sunspot cycle all of these polarities are reversed. We thus arrive at the concept of a solar-magnetic-cycle whose period is equal to twice the period of the sunspot cycle. During the present century the sunspot cycles have lasted about ten years, and therefore the solar-magnetic cycle would

be about twenty years. Although we have forty-five years of inferred interplanetary field polarities to use in the present investigation, this is still only a little more than two solar-magnetic cycles. We have therefore based our quantitative investigation of the results shown in Figure 1 on a model of the solar-magnetic cycle.

In the model of Babcock (1961), the magnetic polarity of the sun's polar regions changes near the times of sunspot maximum. Based on Babcock's model, we have constructed a test function during the interval 1926-1971. During the approximately ten-year intervals from one sunspot maximum (Waldmeier, 1961) to the following maximum in which the polarity of the sun's northern polar cap is south (into the sun), the test function is just equal to the heliographic latitude of the earth. During these intervals the inferred interplanetary field polarity points in Figure 1 might be expected to be in phase with the heliographic latitude of the earth. During the remaining approximately ten-year intervals from sunspot maximum to maximum during which the polarity of the sun's northern polar cap is north (out of the sun) the test function is equal to the negative of the heliographic latitude of the earth. Thus the test function has a 180° phase change at each sunspot maximum.

A cross-correlation has been computed as a function of lag between the test function described above and the inferred field points shown in Figure 1. The results of this cross-correlation are shown in Figure 2, which contains a regular series of peaks approximately one year apart. The peak near zero lag is the result of a comparison of the test function and the inferred field at the same times, while the peak near a lag of three years corresponds to a comparison of the test

function with the inferred field displaced three years later. Thus the peak near a lag of three years would have the maximum amplitude if on the average the inferred field changed its phase approximately three years after sunspot maximum. As described above, by a phase change we mean a change in the predominant polarity of the inferred interplanetary field associated with a given algebraic sign of the heliographic latitude of the earth.

A plot of the amplitude of each peak in Figure 2 is shown in Figure 3. By interpolating in Figure 3 we see that the best resemblance between the test function and the inferred interplanetary field would come if the inferred field changed phase on the average about $2\frac{2}{3}$ years after sunspot maximum.

We may also compare the position of each peak in Figure 2 with respect to the yearly markers shown on the scale of the figure. For this purpose a centroid technique is used to define the position of each peak. If the predominant polarity of the inferred interplanetary field changed sign just at December 7 and June 7, then a peak in Figure 2 would be located exactly at the yearly marker, since the test function, which is by definition always either in phase or out of phase with the heliographic latitude of the earth, changes its algebraic sign on December 7 and June 7, when the heliographic latitude of the earth is equal to zero. The position of several of the peaks in Figure 2 with respect to their yearly markers is plotted in Figure 4. The peaks near the maximum shown in Figure 3 (i.e. near a lag of three years) have positions within a few days of their yearly markers. This indicates that on the average the inferred interplanetary field changed the

direction of its predominant polarity within a few days of the times when the heliographic latitude of the earth was equal to zero. Actually we might expect that the interplanetary field would change its predominant polarity on about December 11 and June 11 because of the four-day transit time of the solar wind from near the sun to the earth.

We can only offer tentative comments on the physical interpretation of these results. The fact that on the average the predominant polarity of the inferred field changes direction within a few days of the times when the heliographic latitude of the earth is zero suggests that most of the inferred field designations are correct, and that the relation between the inferred field and our test function has considerable physical significance. Severny, et al. (1970) have shown that the mean solar field (i.e. the sun observed as a star) and the interplanetary field observed with spacecraft near the earth are very similar. Schatten (1970) has suggested that perhaps this result should be taken rather literally, i.e. that the interplanetary field observed near the earth is indeed some kind of average of the fields on the visible disk of the sun. This point of view is consistent with the results reported here, i.e. during the six-month interval in which a given solar pole is tipped toward the earth its polarity will influence the interplanetary magnetic field. On the basis of this interpretation we would say that the interpolated peak lag of about 2-2/3 years shown in Figure 3 would mean that on the average the polarity of the solar polar regions changed about 2-2/3 years after sunspot maximum. In 1957 and 1958 the polarity of the sun's polar regions changed rather near sunspot maximum (Babcock, 1959), but the last sunspot maximum occurred in 1968 and the polarity of

the sun's polar regions did not change until the latter part of 1971 at the earliest (Howard, 1972). Thus our result appears to be consistent with the rather meager observations of changes in the large-scale predominant polarity of the sun's polar regions.

In any case, our result over an interval of 45 years is probably the most direct evidence for a continuing change of the predominant polarity of the large-scale solar magnetic field with a period equal to the sunspot magnetic cycle, i.e. approximately twenty years during this century.

We thank Robert Howard, Leif Svalgaard, and particularly Kenneth H. Schatten for helpful discussions. This work was supported in part by the Office of Naval Research under Contract N00014-67-A-0112-0068, by the National Aeronautics and Space Administration under Grant NGR 05-020-559, and by the National Science Foundation under Grant GA-31138.

References

- Babcock, H. D., The sun's polar magnetic field, Astrophysical Journal 130, 364-365, 1959.
- Babcock, H. W., The topology of the sun's magnetic field and the 22-year cycle, Astrophysical Journal 133, 572-587, 1961.
- Friis-Christensen, E., K. Lassen, J. M. Wilcox, W. Gonzalez, and D. S. Colburn, Interplanetary magnetic sector polarity from polar geomagnetic field observations, Nature Physical Science 233, 48-50, 1971.
- Halé, G. E., Preliminary results of an attempt to detect the general magnetic field of the sun, Astrophysical Journal 38, 27-98, 1913.
- Howard, R., Polar magnetic fields of the sun: 1960-1971, submitted to Solar Physics, 1972.
- Rosenberg, R. L., and P. J. Coleman, Jr., Heliographic latitude dependence of the dominant polarity of the interplanetary magnetic field, J. Geophys. Res. 74, 5611-5622.
- Schatten, K. H., A 'source surface theory' corollary: the mean solar field-interplanetary field correlation, Solar Physics 15, 499-503, 1970.
- Severny, A., J. M. Wilcox, P. H. Scherrer, and D. S. Colburn, Comparison of the mean photospheric magnetic field and the interplanetary magnetic field, Solar Physics 15, 3-14, 1970.
- Svalgaard, L., Sector structure of the interplanetary magnetic field and daily variation of the geomagnetic field at high latitudes, Danish Meteorological Institute Geophysical Papers R-6, Aug. 1968.
- Svalgaard, L., Interplanetary magnetic sector structure 1926-1971, sub-

mitted to J. Geophys. Res., 1972.

Waldmeier, M., The Sunspot-Activity in the Years 1610-1960, Zurich
Schulthess & Co. AG, Switzerland, 1961.

Wilcox, J. M., The interplanetary magnetic field. Solar origin and
terrestrial effects, Space Science Rev. 8, 258-328, 1968.

Wilcox, J. M., Statistical significance of the proposed heliographic
latitude dependence of the dominant polarity of the interplanetary
magnetic field, J. Geophys. Res. 75, 2587-2590, 1970.

Figure Captions

Fig. 1. Each point represents the number of days within a Bartels Rotation of length 27 days that have the inferred interplanetary magnetic field polarity directed toward the sun. The solid curve is the heliographic latitude of the earth (with extrema at $\pm 7.25^\circ$), and the dashed curve represents the intervals in which the test function described in the text is out of phase with the heliographic latitude of the earth.

Fig. 2. Cross-correlation as a function of lag of the test function described in the text and the points shown in Figure 1, i.e. the predominant polarity of the inferred interplanetary field. The meaning of the arrow is described in the caption to Figure 3.

Fig. 3. The amplitude of each peak in Figure 2 plotted as a function of the years after sunspot maximum. By interpolation of the curve between the yearly points, the maximum correspondence between the test function and the inferred interplanetary field would occur at a lag of about 2-2/3 years, i.e. when the inferred interplanetary field changed phase about 2-2/3 years after sunspot maximum. This position is indicated in Figures 2 and 4 with an arrow.

Fig. 4. The position of some of the peaks in Figure 2 with respect to the yearly markers. If a peak occurred exactly at the yearly marker this would mean that the predominant polarity of the inferred interplanetary field changed direction exactly when the heliographic latitude of the earth was equal to zero. The curve is dashed between years 2 and 3 to indicate that the precise form of the interpolation is uncertain. The meaning of the arrow is described in the caption to Figure 3.

PREDOMINANT POLARITY OF THE INFERRED INTERPLANETARY FIELD

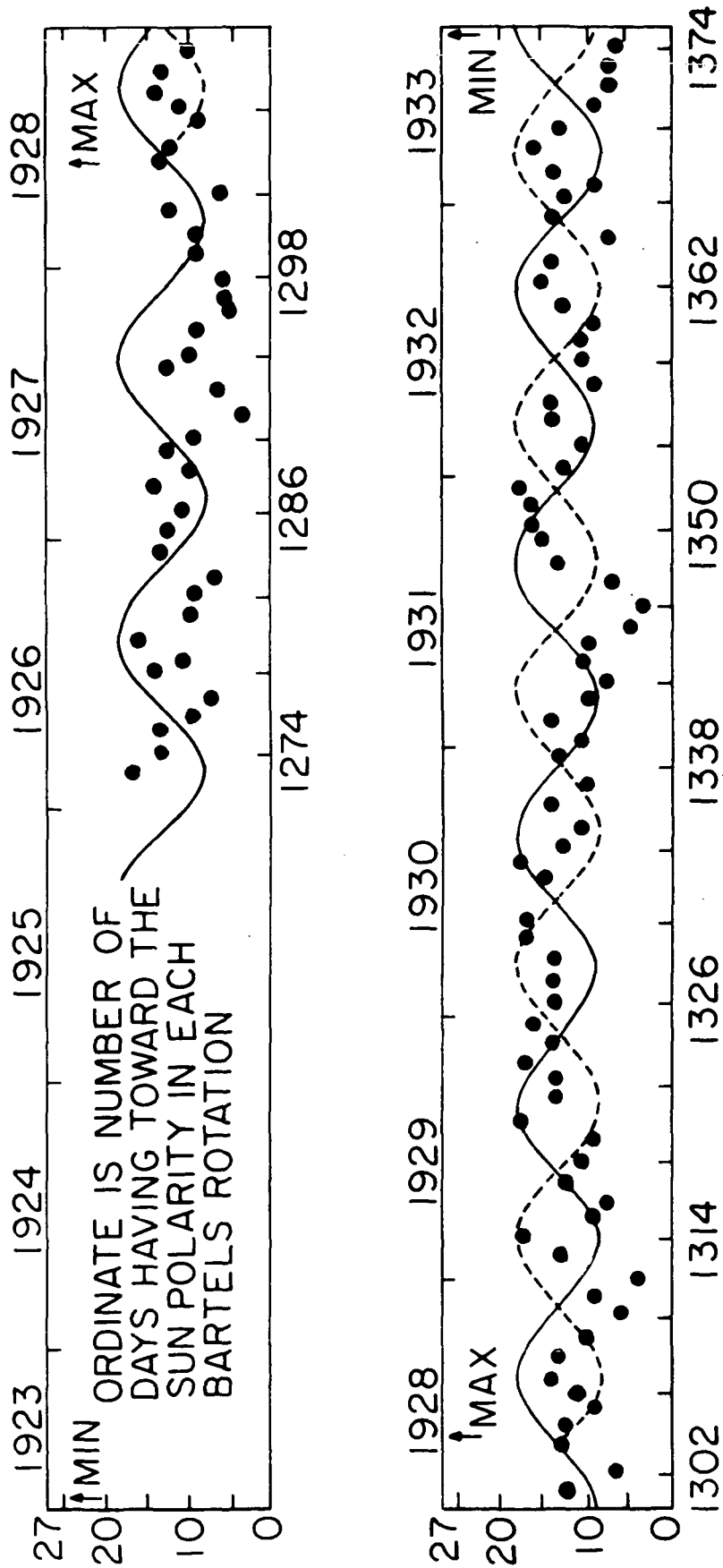


Figure 1a

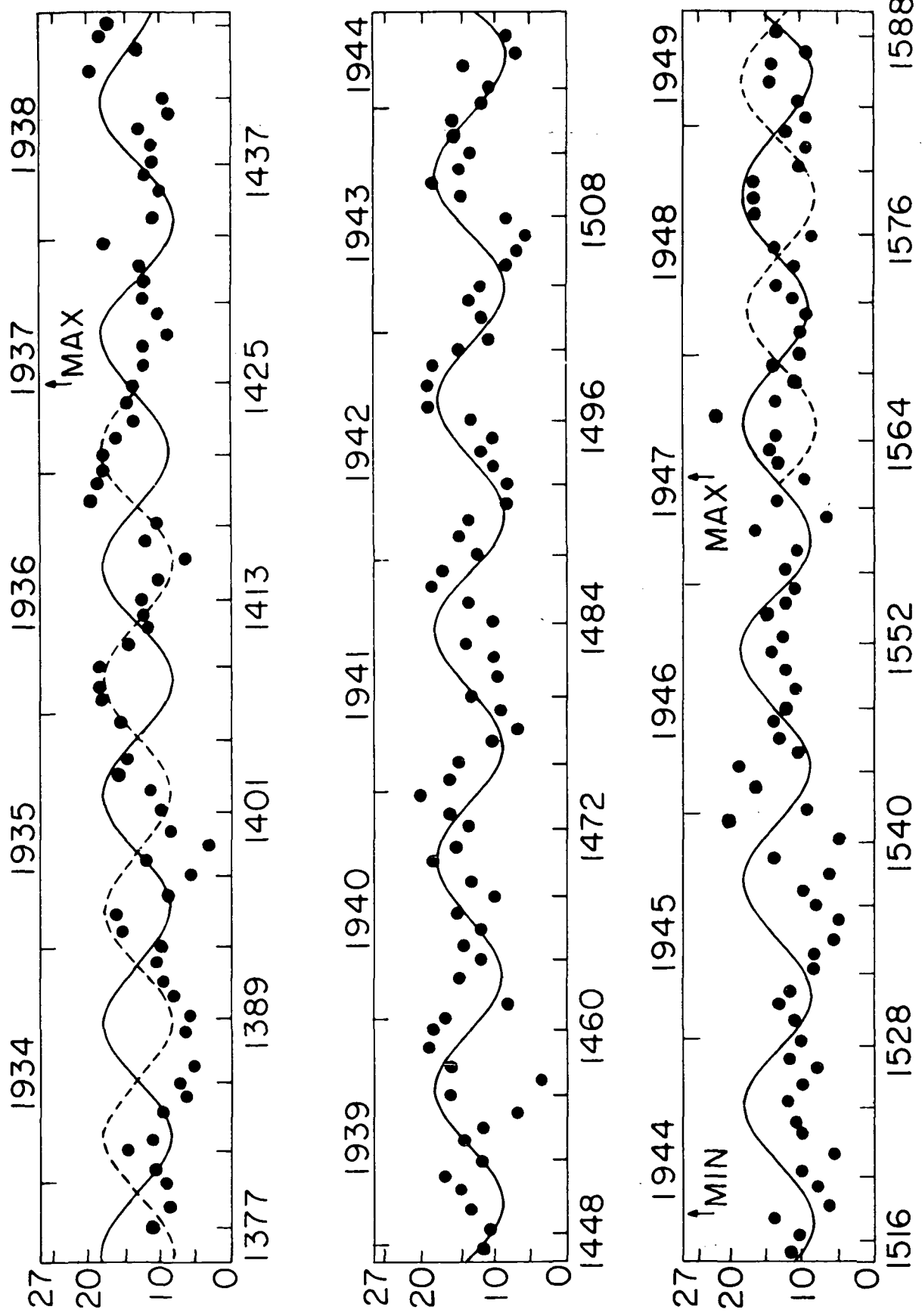


Figure 1b

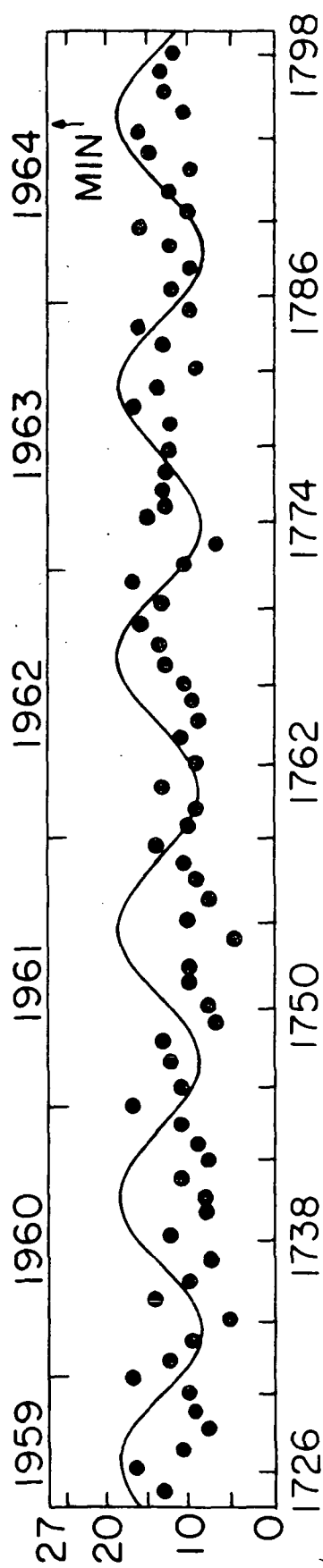
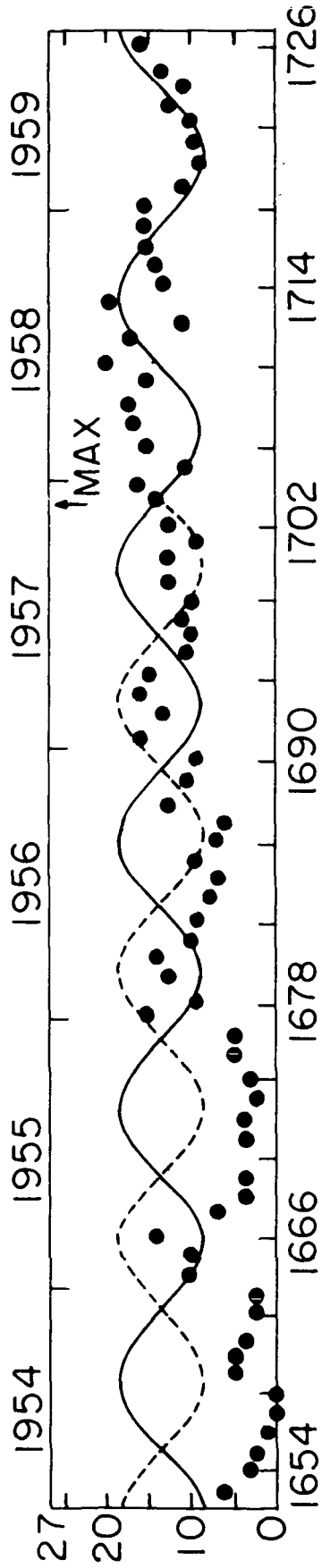
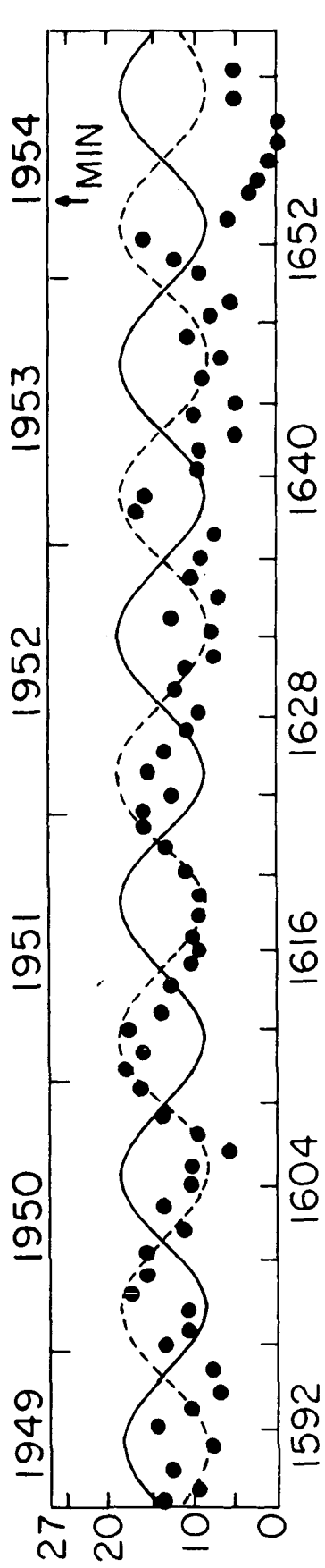


Figure 1c

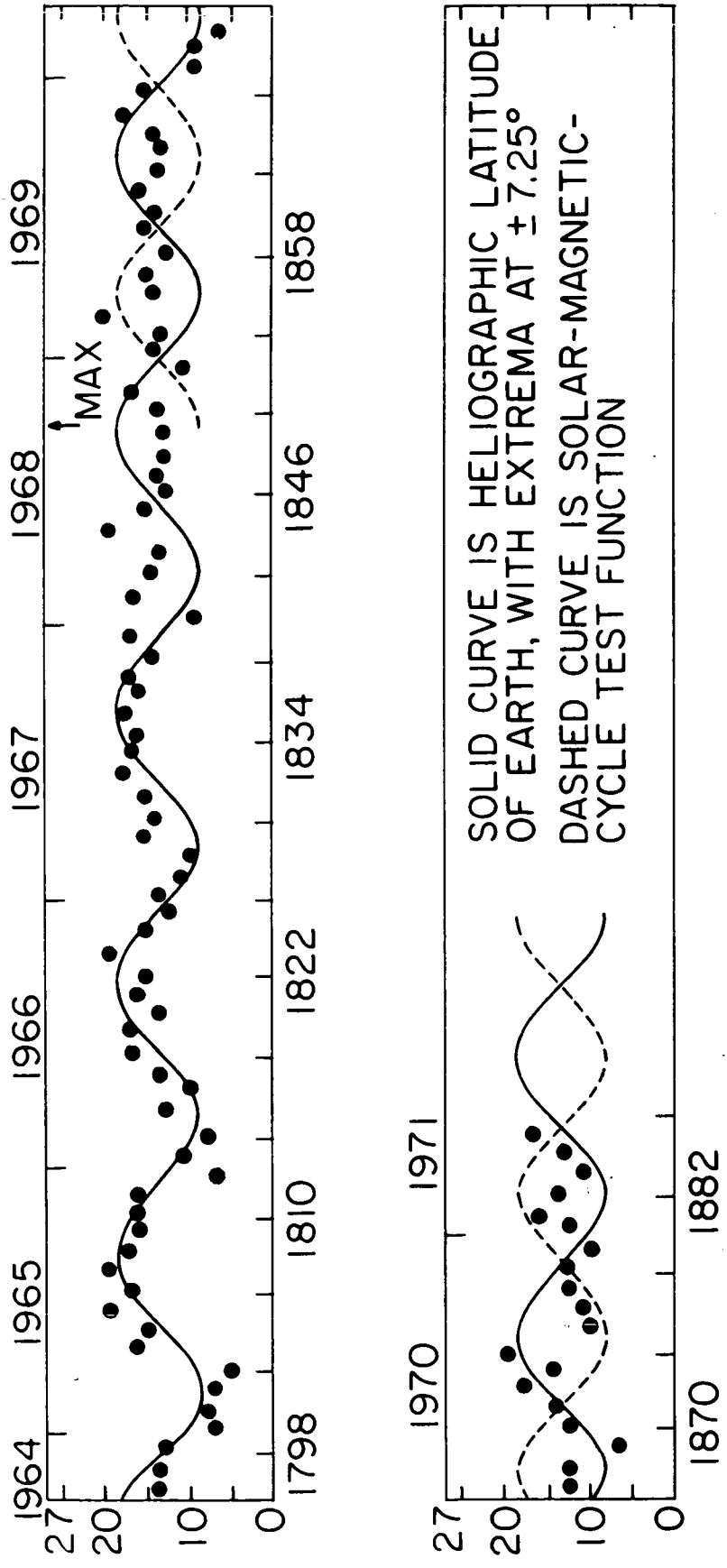


Figure 1d

CROSS CORRELATION OF PREDOMINANT POLARITY OF
INFERRED INTERPLANETARY FIELD AND SOLAR-MAGNETIC-
CYCLE TEST FUNCTION

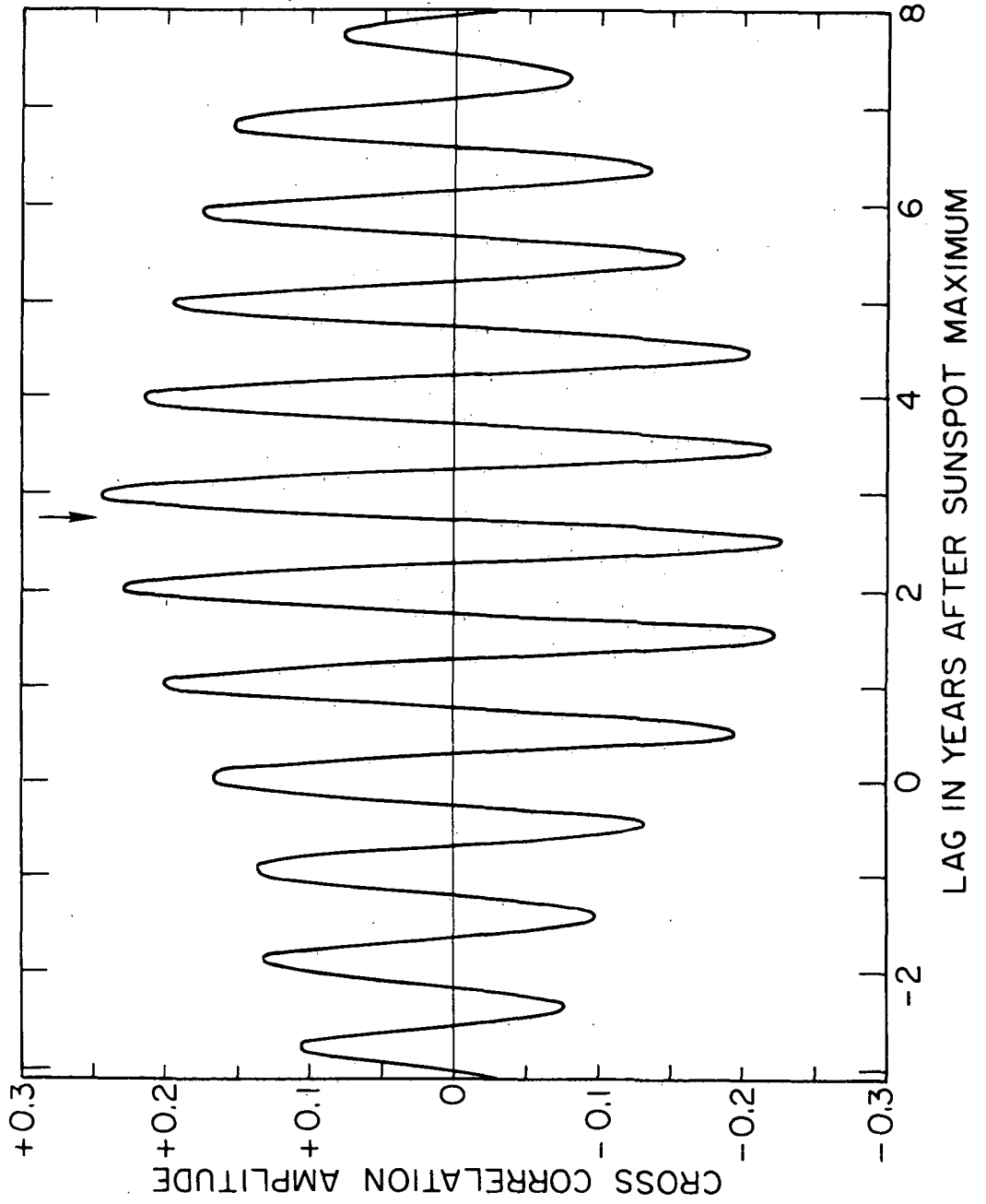


Figure 2

CROSS CORRELATION OF PREDOMINANT POLARITY
OF INFERRED INTERPLANETARY FIELD AND
SOLAR-MAGNETIC-CYCLE TEST FUNCTION

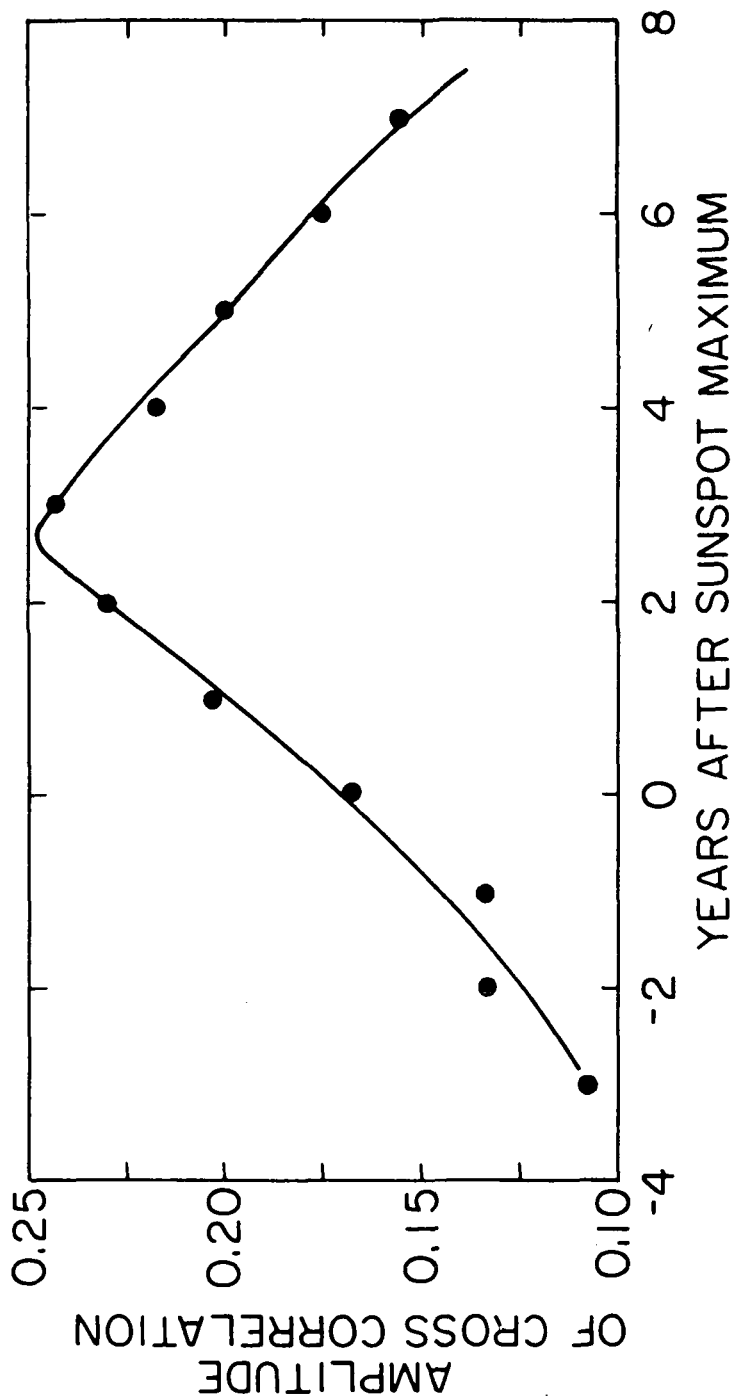


Figure 3

PHASE OF PREDOMINANT POLARITY OF INFERRED
INTERPLANETARY FIELD

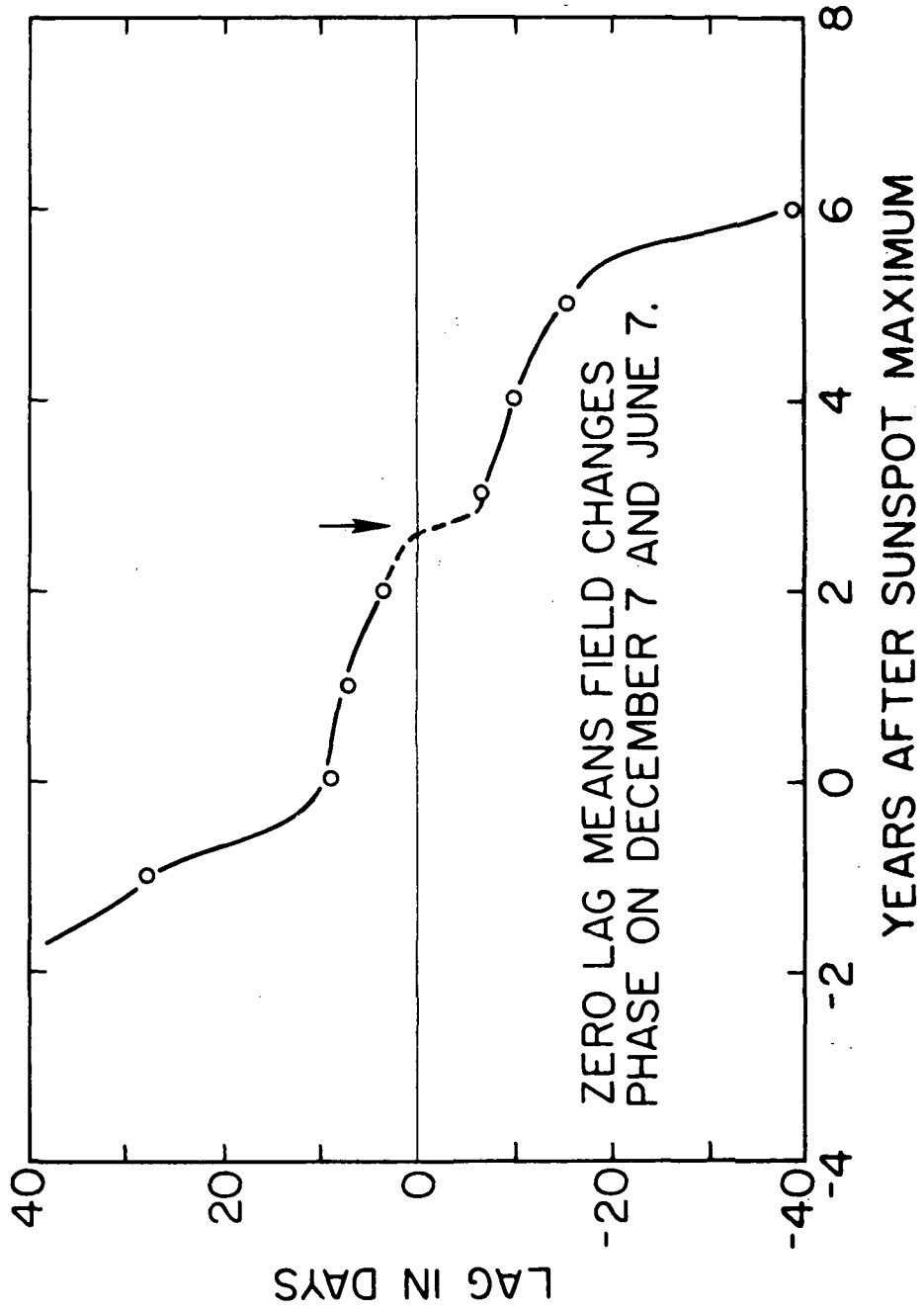


Figure 4

UNCLASSIFIED

Security Classification

DOCUMENT CONTROL DATA - R & D

(Security classification of title, body of abstract and indexing annotation must be entered when the overall report is classified)

1. ORIGINATING ACTIVITY (Corporate author) Institute for Plasma Research Stanford University Stanford, California 94305		2a. REPORT SECURITY CLASSIFICATION UNCLASSIFIED	
		2b. GROUP	
3. REPORT TITLE ANNUAL AND SOLAR-MAGNETIC-CYCLE VARIATIONS IN THE INTERPLANETARY MAGNETIC FIELD, 1926-1971			
4. DESCRIPTIVE NOTES (Type of report and inclusive dates) Scientific Interim			
5. AUTHOR(S) (First name, middle initial, last name) John M. Wilcox and Philip H. Scherrer			
6. REPORT DATE 13 April 1972	7a. TOTAL NO. OF PAGES 18	7b. NO. OF REFS 13	
8a. CONTRACT OR GRANT NO. N00014-67-A-0112-0068	9a. ORIGINATOR'S REPORT NUMBER(S) SUIPR Report No. 466		
b. PROJECT NO. NR 323-003	9b. OTHER REPORT NO(S) (Any other numbers that may be assigned this report)		
c.			
d.			
10. DISTRIBUTION STATEMENT This document has been approved for public release and sale; its distribution is unlimited.			
11. SUPPLEMENTARY NOTES TECH, OTHER		12. SPONSORING MILITARY ACTIVITY Office of Naval Research 800 North Quincy Street Arlington, Virginia 22217	
13. ABSTRACT The polarity of the interplanetary magnetic field has been inferred by Svalgaard from observations of the polar geomagnetic field during the interval 1926-1971. On the basis of a few years of spacecraft observations Rosenberg and Coleman have suggested that there may be an annual variation in the predominant polarity of the interplanetary field. The present analysis of 45 years of inferred field polarity shows clearly an annual variation and also a variation of about twenty years, which we associate with the solar magnetic cycle. On the average the phase of the annual variation of the interplanetary field changes about 2-2/3 years after sunspot maximum, i.e. for about ten consecutive years the predominant polarity of the interplanetary field is away from the sun during the six-month interval in which the earth is at southern heliographic latitudes, and then a change of phase occurs such that for about the next ten years the predominant polarity is toward the sun while the earth is at southern heliographic latitudes. The annual variation changes its predominant polarity within a few days of the times when the heliographic latitude of the earth is zero.			

14. KEY WORDS	LINK A		LINK B		LINK C	
	ROLE	WT	ROLE	WT	ROLE	WT
INTERPLANETARY MAGNETIC FIELD SOLAR MAGNETIC CYCLE						