

DMS-DR-1174

CR-120,062

JUNE 1972

—SPACE SHUTTLE—

SPACE SHUTTLE ABORT
SEPARATION PRESSURE
INVESTIGATION

VOLUME III

BOOSTER DATA AT MACH 3

by

L. L. Trimmer, ARO

D. A. Love, LMSC/HREC

J. M. Rampy, NSI

J. P. Decker, LaRC

K. L. Blackwell, MSFC

W. T. Strike, ARO



AEDC-VKF TUNNEL A

Arnold Engineering
Development Center

SADSAC SPACE SHUTTLE
AEROTHERMODYNAMIC
DATA MANAGEMENT SYSTEM

CONTRACT NAS8-4016
MARSHALL SPACE FLIGHT CENTER



This document should
be referenced as
NASA CR-120,062

(NASA-CR-120062) SPACE SHUTTLE ABORT
SEPARATION PRESSURE INVESTIGATION. VOLUME
3: BOOSTER DATA AT MACH 3 L.L. Trimmer,
et al (Chrysler Corp.) Jun. 1972 681 p
CSCD 228 G3/31 34204

Unclas
N72-27927

NASA Series Number: P-1002

DMS-DR-1174
VOLUME III
CR-120,062
JUNE, 1972

SADSAC/SPACE SHUTTLE

WIND TUNNEL TEST DATA REPORT

CONFIGURATION: MDAC Orbiter and Booster Shuttle Models; 0.00556 Scale

TEST PURPOSE: Experimental Pressure Investigation of Space Shuttle Booster
and Orbiter Vehicles in Proximity at Mach Numbers of 2.0
to 5.0

TEST FACILITY: AEDC-VKF Tunnel A

TESTING AGENCY: LaRC/MSFC

TEST NO. & DATE: AEDC STS 1163; 22 through 27 July, 1971

FACILITY COORDINATOR: L. L. Trimmer, ARO; D. A. Love, IMSC/HREC

PROJECT ENGINEER(S): J. M. Rempy, NSI
J. P. Decker, LaRC
K. L. Blackwell, MSFC
W. T. Strike, ARO

DATA MANAGEMENT SERVICES

LIAISON: *Albert Martin*

for J. E. Vaughn

DATA OPERATIONS: *J. L. Glynn*

J. L. Glynn

RELEASE APPROVAL: *J. L. Glynn*

FOR N. D. Kemp Supervisor
Aero Thermo Data Group

CONTRACT NAS 8-4016

AMENDMENT 158

DRL 297 - 84a

This report has been prepared by Chrysler Corporation Space Division under a Data Management Contract to the NASA. Chrysler assumes no responsibility for the data presented herein other than its display characteristics.

SADSAC COORDINATORS:

Mr. L. L. Trimmer
VKF - SH
ARO, INC.
Arnold Air Force Station,
Tennessee 37389

Phone: (615) 455-2611-X7377

Mr. D. A. Love
Lockheed Missile & Space Company
Huntsville Research Engineering Center
4800 Bradford Blvd.
Huntsville, Alabama 35805

Phone: (205) 837-1800-X378

PROJECT ENGINEERS:

Mr. J. M. Rampy
Northrop Services, Inc
6025 Technology Drive
P. O. Box 1484
Huntsville, Alabama 35805

Phone: (205) 837-0580-X208

Mr. J. P. Decker
Langley Research Center
Langley Station
Hampton, Virginia 23365

Phone: (703) 827-3911

Mr. K. L. Blackwell
Marshall Spaceflight Center
Mail Stop S&E - AERO - AAE
Huntsville, Alabama 35801

Phone: (205) 453-2517

Mr. W. T. Strike
ARO, INC.
Arnold Air Force Station,
Tennessee 37389

Phone: (615) 455-2611-X360

SADSAC LIAISON:

Mr. J. E. Vaughn
Chrysler Corporation Space Division
102 Wynn Drive
Department 4820
Huntsville, Alabama 35805

Phone: (205) 895-1560

SADSAC OPERATIONS:

Mr. J. L. Glynn
Chrysler Corporation Space Division
P. O. Box 29200
Department 2780
New Orleans, Louisiana 70129

Phone: (504) 255-2304

TABLE OF CONTENTS

	<u>PAGE NUMBER</u>
SUMMARY	2
NOMENCLATURE.	3
CONFIGURATIONS INVESTIGATED	5
NOZZLE CALIBRATIONS	6
TEST PROCEDURE.	8
TEST FACILITY DESCRIPTION	9
DATA REDUCTION.	10
REFERENCES.	11
TABLES	
I. DATASET COLLATION SHEETS.	12
II. ORBITER PRESSURE TAP LOCATIONS.	15
III. BOOSTER PRESSURE TAP LOCATIONS.	16
IV. DIMENSIONAL DATA.	19
V. INDEX OF MODEL FIGURES.	26
VI. INDEX OF DATA FIGURES	27
FIGURES	
MODEL.	28
DATA	40

SPACE SHUTTLE ABORT SEPARATION

PRESSURE INVESTIGATION

By D. A. Love, etc.

S U M M A R Y

This report presents pressure data obtained from a joint Langley Research Center (LaRC)/Marshall Space Flight Center (MSFC) Space Shuttle abort stage separation wind tunnel test. The .00556 scale models of the McDonnell-Douglas orbiter and booster configurations were tested in proximity in Tunnel A of the Von Karman Facility (VKF), Arnold Engineering Development Center (AEDC) during the time period of July 22 to July 27, 1971. Data were obtained for nominal Mach numbers of 5.0, 3.0, and 2.0 and nominal Reynolds numbers of 1.09, 1.60, and 1.74 million per foot, respectively. Pressure data were obtained for the booster upper surface and orbiter lower surface at angles of attack of -10° , -5° , 0° , 5° , and 10° for zero degrees sideslip. For the complete pressure tap layout refer to figures 1 and 2 and tables II and III. The models were tested at incidence angles of 0° and 5° for several separation distances and power conditions. Plug nozzles utilizing air were used to simulate booster and orbiter plumes at various altitudes along a nominal ascent trajectory. Powered conditions were 100, 50, and 0 percent of full power for the orbiter and 100, 50 and 0 percent of full power for the booster. Data were also obtained with the booster canard off in close proximity.

Plotted data for this test will be published under one data report number (DMS-DR-1174) with six volumes as described below:

<u>Volume</u>	<u>Description</u>
I (Parts A & B)	Mach Number 5 Booster Pressure Data
II (Parts A & B)	Mach Number 5 Orbiter Pressure Data
III	Mach Number 3 Booster Pressure Data
IV	Mach Number 3 Orbiter Pressure Data
V	Mach Number 2 Booster Pressure Data
VI	Mach Number 2 Orbiter Pressure Data

NOMENCLATURE

AEDC STS 1163

<u>SYMBOL</u>	<u>SADSAC SYMBOL</u>	<u>DEFINITION</u>
a		Speed of sound; m/sec, ft/sec
b/2		Vehicle wing semi-span; in.
c		Local airfoil chord; in.
c.g.		Center of gravity
CP	CP	Pressure coefficient, $\frac{P_l - P_\infty}{q}$
L	L	Body length; in.
M_∞	MACH	Free stream mach number; V/a
P_l		Local static pressure; psia
P_o		Free stream total pressure; psia
P_∞		Free stream static pressure; psia
q		Dynamic pressure; psi
RN/L	RN/L	Unit Reynolds number; per foot
T_o		Freestream total temperature, °F
V		Velocity; m/sec, ft/sec
x		Distance from vehicle nose; in.
x/c	X/C	Local chord position
x/L	X/L	Longitudinal position
y		Distance from lateral centerline, in.
y/b/2	Y/B	Local semi-span position

NOMENCLATURE (Continued)

AEDC STS 1163

<u>SYMBOL</u>	<u>SADSAC SYMBOL</u>	<u>DEFINITION</u>
α_B	ALPHAB	Booster angle of attack; degrees
α_0	ALPHA ϕ	Orbiter angle of attack; degrees
α_i	ALPHAI	Incidence angle between the orbiter and booster, $\alpha_i = \alpha_0 - \alpha_B$; degrees
β	BETA	Angle of sideslip; degrees
θ	THETA	Angle measured from vehicle top center-line; degrees
PWR_B	BSTP ϕ W	Booster power, percent of full thrust
PWR_0	ϕ RB ϕ W	Orbiter power, percent of full thrust
X/L_B	DELTA X	Distance between the c.g. of the orbiter and booster measured parallel to the longitudinal axis of the booster, positive when the orbiter c.g. is forward of the booster c.g., the distance has been normalized with respect to the booster fuselage length (16.184 inches)
Z/L_B	DELTA Z	Distance between the c.g. of the orbiter and booster measured normal to the longitudinal axis of the booster, positive when the orbiter c.g. is above the booster c.g., the distance has been normalized with respect to the booster fuselage length (16.184 inches)

CONFIGURATIONS INVESTIGATED

The two configurations tested were the MDAC orbiter and booster, figures 3 and 4 respectively. The orbiter is basically the configuration illustrated on MDAC drawing number 255BJ0050. Modifications made on the orbiter to allow for installation of the nozzle assembly are shown in figure 3.

The booster configuration is basically the configuration designated 19A by MDAC (drawing number 256-19-0001). The body, wing, and canard of the booster model are that of configuration 19A except that the body does not have a base flare or boattail, figure 4. The vertical tails are those which were designed for the configuration designated 17 (drawing number 256-17-001).

Dimensional data for both vehicles are shown in Table IV. Figures 7, 8, and 9 are photographs showing both models and models with associated separation hardware. Figures 8 and 9 also show the trip strip installation. For Mach 5 a grit size of #26 was utilized.

NOZZLE CALIBRATION

Two plug nozzle systems were designed and fabricated to simulate the rocket exhaust plume emitting from the booster and orbiter main propulsion systems during the staging. Each nozzle was designed based on the gasdynamic simulation parameters established in Ref. 1. A variable area ratio capability was incorporated into both nozzle systems to permit the proper gasdynamic simulation of the full scale rocket exhaust plume at the various trajectory conditions of interest. Photographs of the nozzle hardware are shown in figures 10, 11 and 12.

Nozzle Calibration Test Objectives

The objectives of the nozzle calibration test were:

- o Establish, experimentally, nozzle performance characteristics for the range of area ratio settings to be used with the booster and orbiter nozzles, respectively.
- o Establish the degree of plume simulation obtained with the booster and orbiter nozzles, respectively.
- o Establish a curve (based on experimental results) of nozzle exit conditions as a function of nozzle area ratio setting.

Nozzle Calibration

Calibration testing of the booster and orbiter plug nozzles was accomplished in Tunnel C of the Arnold Engineering Development Center's Von Karman Gas Dynamics Facility. The nozzles were tested individually at a series of area ratio settings. Nozzle operating conditions (chamber pressure, P_{Oj} ; and chamber temperature, T_{Oj}) were maintained in a range compatible with the abort staging test conditions. A quiescent low pressure, P_b , condition was maintained in the test cell. Data recorded at each area ratio setting included: optical data to determine plume shapes; static pressure measurements on the sting surface at the nozzle exit; nozzle mass flow measurements; and pitot pressure surveys in the plume at several locations downstream of the nozzle exit plane. The various test parameters sampled at each setting were correlated during the data evaluation to establish actual nozzle performance characteristics.

In a parallel effort, analytical solutions of the nozzle flow field and associated plume were generated for various area ratio settings of the booster and orbiter models. A method of characteristics solution employing real gas thermodynamic data for air was utilized in the calculations. Analytical results for each area ratio setting included: plume shape; static pressure distribution

NOZZLE CALIBRATION
(Continued)

along sting surface; and plots of constant Mach number and constant pitot pressure contours in the plume flow field. These results formed a baseline for evaluating the experimentally measured performance of the plug nozzles.

A detailed evaluation of the calibration test results has been prepared and presented in Reference 2. Included in this reference are curves relating experimentally measured nozzle performance to nozzle area ratio settings for both booster and orbiter. These curves were utilized to set the correct nozzle area ratio for exhaust plume gasdynamic simulations during the test.

TEST PROCEDURE

Abort staging was simulated by movement of the orbiter model through a matrix of points in the booster model flow field. Vertical and axial translation of the orbiter model was provided by an electrically driven remotely controlled positioning mechanism. The general arrangement of the models in the tunnel is shown in figure 5. The orbiter positioning mechanism and the booster model support were attached to the wind tunnel angle of attack system which provided ± 10 -degree angle of attack variation for the booster-orbiter combination. Incidence angle variation was provided by manual adjustment of the orbiter sting.

The orbiter positioning mechanism provided axial translation of approximately 17 inches and vertical translation of approximately 15 inches with respect to the booster. An automatic control system allowed a series of positions to be programmed prior to a test run. The control system had provisions for 25 different X-positions and 25 different Z-positions. For these tests, however, only a maximum of 6 X-positions and 5 Z-positions were utilized. All X and Z positions except the first and last could be switched in or out of the matrix as desired.

The automatic positioning mechanism was utilized in the pitch pause mode for this test. Pressure data was obtained at pre-selected angles of attack for a given relative position after which the automatic mechanism advanced to the next matrix position. The entire matrix was covered in this manner.

Plume simulation was provided by a single torodial nozzle in each model. The nozzles were designed with variable area ratio capability to permit proper simulation of the full-scale rocket plume at the various trajectory conditions of interest. Pretest calibration of the nozzles was used to correlate area ratio settings with measured plume shapes, nozzle mass flow, and nozzle exit static pressure. Air heated to approximately 100°F was supplied to the nozzles, and separate controls for the booster and orbiter supplies were provided.

TEST FACILITY DESCRIPTION

Tunnel A is a continuous, closed-circuit, variable density wind tunnel with an automatically driven flexible-plate-type nozzle and a 40- by 40-inch test section. The tunnel can be operated at Mach numbers from 1.5 to 6 at maximum stagnation pressures from 29 to 200 psia, respectively, and stagnation temperatures up to 750°R ($M_\infty = 6$). Minimum operating pressures range from about one-tenth to one-twentieth of the maximum at each Mach number. For a more comprehensive description of Tunnel A, see Reference 3.

DATA REDUCTION

The DELTAX and DELTAZ distances were referenced to nominal center of gravity locations on the orbiter and booster and to the booster body axis system. The nominal c.g. for the orbiter was located 4.917 inches aft of the nose, on the orbiter lateral centerline, and 1.390 inches below the top fuselage surface. Nominal c.g. for the booster was 7.528 inches aft of the model nose, on the booster lateral centerline, and 1.194 inches above the bottom fuselage surface. As illustrated in figure 6, the DELTAX distance is, then, parallel to the longitudinal axis of the booster and between the nominal center of gravity points on the orbiter and booster. The DELTAZ is perpendicular to the longitudinal axis of the booster and is the distance between the center of gravity points on the orbiter and booster. Values for DELTAX and DELTAZ are positive when the orbiter c.g. is forward and above the booster c.g. Both DELTAX and DELTAZ were normalized using the booster fuselage length of 16.184 inches.

R E F E R E N C E S

1. Sims, Joseph L., "Plume Simulation for Space Shuttle Abort Staging Aerodynamic Testing," Memo S&E-AERO-AF-70-6, December 1970.
2. Baker, L. R., "Calibration of the Propulsion Simulation Nozzles for the Space Shuttle Booster and Orbiter Models for the Abort/Separation Staging Experimental Program," LMSC/HREC D225144, June 1971.
3. "Test Facilities Handbook" (8th Edition), Arnold Engineering Development Center, December 1969.

TABLE I

TEST AEDC 1163 PRESSURE DATASET COLLATION SHEET

PRETEST
 POSTTEST

DATASET IDENTIFIERS	CONFIGURATION	SCHD.		P ₀ PSI	T ₀ °F	PARAMETER VALUES				NO. OF RUNS	DELTAX						
		α	β			M	α ₁	PW/A	PW/R		PW/C	.105	.112	.120	.151	.228	.908
(1) T851 (2)	BOOSTER/ORBITER	A	0°	22	135	5.0	0°	0	0	0	116		A	B	B	B	C
T852		A					0°	100	50		22		A				C
T853		A					0°	50	100		114		A	B	B	B	C
T854		A					5°	50	100		24			D	D	D	
T855		B					5°	0	0		18			D	D	D	
T856		B					0°	50	100		20			D	D	D	C
T857		B					0°	0	0		21			D	D	D	C
T858		0°		150	180		0°	0	0		20			D	D	D	C
T859		A		22	135		0°	0	0		20						E
T860		A					0°	100	100		8						E
T861		A					0°	100	0		20						E
T862		B					0°	0	0		9						F
T863		B					0°	0	0		6						F

Refer to page 14 for DELTAX schedules.

NOTES: (1)-Characters A through I refer to booster body, upper wing, lower wing, canard, & base, and orbiter body, upper wing, lower wing, & base, respectively.
 (2)-Characters 1 through 5 refer to angles of attack of -10, -5, 0, +5, & +10 degrees, respectively.

α or β
 SCHEDULES
 A(α) = -10, -5, 0, +5, +10
 B(α) = -5, 0, +5

TABLE I (Continued)

TEST AEDC 11G3 PRESSURE DATASET COLLATION SHEET

PRETEST
 POSTTEST

DATASET IDENTIFIER	CONFIGURATION	SCHD.			P ₀ PSIA	T ₀ °F	PARAMETER VALUES			NO. OF RUNS	DELTAZ									
		α	β	PSIA			M	α ₁	PMR _β		PMR _γ	.105	.112	.120	.151	.228	.908			
(1) T831 (2)	BOOSTER/ORBITER	A	0°	11.5	120	3.0	0°	50	100	70										
T832		A					0°	0	0	55										
↓ T833		A	↓	↓	↓	↓	0°	0	0	15										
(1) T821 (2)	BOOSTER/ORBITER	A	0°	7.5	120	2.0	0°	50	100	55										
T822		A					0°	0	0	55										
T823		A					0°	0	0	15										
T824		B					5°	50	100	18										
T825		B					5°	0	0	18										
T826		A					0°	100	0	15										
↓ T827		A	↓	↓	↓	↓	0°	100	100	5										
(1) T8013	BOOSTER/ORBITER	0°	0°	-	-	0.0	5°	0	100	12										
↓ T8023		0°	0°	-	-	0.0	5°	0	100	6										

Refer to page 14 for DELTAX schedules.

NOTES: (1)-Characters A through I refer to booster body, upper wing, lower wing, canard, & base, and orbiter body, upper wing, lower wing, & base, respectively.
 (2)-Characters 1 through 5 refer to angles of attack of -10, -5, 0, +5, & +10 degrees, respectively.

α or β SCHEDULES
 A(α) = -10, -5, 0, +5, +10
 B(α) = -5, 0, +5

TABLE I (Continued)

DELTA X Schedules

DELTA X Schedule \ DELTA X Value	0.520	0.350	0.227	0.165	0.104	0.041	-0.020	-0.144	-0.291	-0.391
A		X		X	X	X				
B		X	X		X		X	X		X
C	X									
D			X		X			X		
E				X	X	X			X	
F					X					
G	X									X
H				X	X	X				
I									X	

TABLE II
ORBITER PRESSURE TAP LOCATIONS

Tap No.	TAP LOCATION			Tap No.	TAP LOCATION			
	$(x/L)_o$	$(y/b/2)_o$	Surface		$(x/L)_o$	$(y/b/2)_o$	Surface	
1	0	0	Lower Body	28	.498	.231	Lower Body	
2	.019	↓	↓	29	.586	↓	↓	
3	.066							
4	.145							
5	.233							
6	.321							
7	.409							
8	.498							
9	.586							
10	.676							
11	.765							
12	.854							
13	.943							
14	.981							
15	.149			.077				42
16	.233	↓	↓	43	↓	0	Upper Base	
17	.321			44	↓	.138	Lower Base	
18	.409			45	.981	-.007	Upper Wing	
19	.498			46	.981	.289	↓	
20	.586			47	.939	↓		
25	.233			.191	48	.851		↓
26	.321			.221	49	.981		.400
27	.409			.231	50	.939		↓

x = Distance from orbiter nose
y = Distance from orbiter centerline
L = Orbiter length 27.153 cm (10.690 in.)
b/2 = Orbiter wing semi-span 8.255 cm (3.250 in.)

TABLE III

BOOSTER PRESSURE TAP LOCATIONS

Tap No.	TAP LOCATION			Tap No.	TAP LOCATION								
	$(x/L)_B$	$(y/b/2)_B$	Surface		$(x/L)_B$	$(y/b/2)_B$	Surface						
1	.004	0	Body \mathcal{C} , $\theta = 0^\circ$	30	.243	.092	Body, $\theta = 24^\circ$						
2	.014	↓	↓	31	.305	↓	↓						
3	.025			32	.367								
4	.062			33	.490								
5	.120			34	.613								
6	.181			35	.737								
7	.243			36	.798								
8	.305			37	.860								
9	.366			38	.921								
10	.490			39	.983								
11	.613			40	.062			.155	Body, $\theta = 45^\circ$				
12	.737	↓	↓	41	.124	↓	↓						
13	.799			42	.185								
14	.859			43	.247								
15	.921			44	.309								
16	.983			45	.371								
17	.062			.018	Nose Section			46	.494	↓	↓		
18	.120			.037	↓			47	.618				
19	.181			.046				48	.741				
20	.243			↓				49	.988			.220	Body, $\theta = 90^\circ$
21	.309			.220				Body, $\theta = 90^\circ$	93			.998	0
22	.371	↓	↓	94		↓	.193	90°					
23	.494			95			-.193	270°					
24	.618			96			0	180°					
25	.741			97			.803	Body, $\theta = 180^\circ$					
26	.803			98			.865	↓					
27	.851			99			.927						
28	.896			100	.988								
29	.942												

x = Distance from booster nose

y = Distance from booster centerline

L = Booster length 41.107 cm (16.184 in.)

b/2 = Booster semi-span 13.805 cm (5.435 in.)

TABLE III (Continued)

BOOSTER PRESSURE TAP LOCATIONS

Tap No.	TAP LOCATION			Tap No.	TAP LOCATION					
	$(x/c)_B$	$(y/b/2)_B$	Surface		$(x/c)_B$	$(y/b/2)_B$	Surface			
53	.098	.221	Upper Wing ↓	71	.718	.635	Upper Wing ↓			
54	.320	↓		72	.926	↓				
55	.542	↓		73	.066	.773		Upper Canard ↓		
56	.763	↓		74	.275	↓				
57	.985	↓		75	.484	↓				
58	.101	.359		76	.696	↓				
59	.320	↓		77	.896	↓				
60	.542	↓		83	.195	.565			Lower Wing ↓	
61	.762	↓		84	.716	↓				
62	.970	↓		85	.195	.879				
63	.103	.497		86	.716	↓				
64	.319	↓		87	.514	.230				
65	.528	↓		88	.737	↓				
66	.741	↓		89	.960	↓				
67	.948	↓		90	.496	.368				
68	.081	.635		91	.718	↓				
69	.292	↓		92	.940	↓				
70	.507	↓								

x = Distance from airfoil leading edge

y = Distance from booster centerline

c = Local airfoil chord

b/2 = Booster wing semi-span 13.805 cm (5.435 in.) for wing taps

b/2 = Booster canard semi-span 6.071 cm (2.390 in.) for canard taps

TABLE III (Concluded)

BOOSTER PRESSURE TAP LOCATIONS

Surface	$(y/b/2)_B$	Local Chord, cm	Local Chord, in.
Wing ↓	.221	8.387	3.302
	.359	7.640	3.008
	.497	6.962	2.741
	.635	6.116	2.408
	.773	5.301	2.087
	.230	8.336	3.282
	.368	7.564	2.978
	Canard ↓	.565	4.877
.879		4.877	1.923

TABLE IV. DIMENSIONAL DATA

MODEL COMPONENT: BODY - MDAC Orbiter

GENERAL DESCRIPTION: Basic fuselage contours including canopy with modified aft fuselage cross sections; cross-sectional shape constant from station 1500 to end of fuselage - model scale 1/180.

DRAWING NUMBER: 255 BJ 00060, Rev. B

<u>DIMENSIONS:</u>	<u>FULL-SCALE</u>	<u>MODEL SCALE</u>
Length	<u>156.4</u>	<u>.869</u>
Max. Width	<u>27.1</u>	<u>.150</u>
Max. Depth	<u>30.3</u>	<u>.168</u>
Fineness Ratio	<u> </u>	<u> </u>
Area		
Max. Cross-Sectional	<u> </u>	<u> </u>
Planform	<u> </u>	<u> </u>
Wetted	<u> </u>	<u> </u>
Base	<u> </u>	<u> </u>

TABLE IV. (CONTINUED)

MODEL COMPONENT: Wing - NDAC Orbiter

GENERAL DESCRIPTION: Model Scale 1/180

DRAWING NUMBER: 255 BJ 00050, Rev. B

DIMENSIONS: FULL-SCALE MODEL SCALE

TOTAL DATA

Area, ft ²		
Planform	5330.0	.164
Wetted		
Span (equivalent), ft	97.5	.542
Aspect Ratio	1.79	1.79
Rate of Taper		
Taper Ratio	.230	.230
Dihedral Angle, degrees	10.0	10.0
Incidence Angle, degrees	2.0	2.0
Aerodynamic Twist, degrees	0	0
Sweep Back Angles, degrees		
Leading Edge	55.0	55.0
Trailing Edge	0	0
0.25 Element Line	47.0	47.0
Chords:		
Root (Wing Sta. 0.0), INCHES	1084.8	6.027
Tip, (equivalent), INCHES	249.6	1.387
MAC, inches	754.8	4.193
Fus. Sta. of .25 MAC		
W.P. of .25 MAC		
Airfoil Section		
Root (B.L. 162)	0010-64	0010-64
Tip (B.L. 540)	0009-64	0009-64

EXPOSED DATA

Area, ft ²	3147.3	.097
Span, (equivalent), ft	70.5	.392
Aspect Ratio	1.58	1.50
Taper Ratio		
Chords		
Root, inches	855.0	4.750
Tip, inches	249.6	1.387
MAC	607.2	3.373
Fus. Sta. of .25 MAC		
W.P. of .25 MAC		

TABLE IV. (CONTINUED)

MODEL COMPONENT: Vertical Tail - MDAC Orbiter

GENERAL DESCRIPTION: Model Scale 1/180

DRAWING NUMBER: 255 BJ 00050, Rev. B

DIMENSIONS: FULL-SCALE MODEL SCALE

TOTAL DATA

Area, ft ²		
Planform	<u>580.0</u>	<u>.018</u>
Wetted		
Span (equivalent), ft.	<u>27.5</u>	<u>.153</u>
Aspect Ratio		
Rate of Taper		
Taper Ratio	<u>.638</u>	<u>.638</u>
Dihedral Angle, degrees		
Incidence Angle, degrees		
Aerodynamic Twist, degrees		
Toe-In Angle		
Cant Angle		
Sweep Back Angles, degrees		
Leading Edge	<u>30.0</u>	<u>30.0</u>
Trailing Edge	<u>13.4</u>	<u>13.4</u>
0.25 Element Line	<u>26.2</u>	<u>26.2</u>
Chords:		
Root, inches	<u>309.6</u>	<u>1.720</u>
Tip, (equivalent), inches	<u>196.8</u>	<u>1.093</u>
MAC, inches	<u>21.4</u>	<u>.119</u>
Fus. Sta. of .25 MAC		
W.P. of .25 MAC		
Airfoil Section		
Root	<u>0009-64</u>	<u>0009-64</u>
Tip	<u>0009-64</u>	<u>0009-64</u>

EXPOSED DATA

Area, ft ²	<u>580.0</u>	<u>.018</u>
Span, (equivalent), ft	<u>27.5</u>	<u>.153</u>
Aspect Ratio		
Taper Ratio	<u>.638</u>	<u>.638</u>
Chords:		
Root, inches	<u>309.6</u>	<u>1.720</u>
Tip, inches	<u>196.8</u>	<u>1.093</u>
MAC, inches	<u>21.4</u>	<u>.119</u>
Fus. Sta. of .25 MAC		
W.P. of .25 MAC		

TABLE IV. (CONTINUED)

MODEL COMPONENT: BODY - MDAC Booster

GENERAL DESCRIPTION: Configuration 19A fuselage without base flare and boattail
Model Scale 1/180

DRAWING NUMBER: 256-19-0001, Rev. A

<u>DIMENSIONS:</u>	<u>FULL-SCALE</u>	<u>MODEL SCALE</u>
Length (Ft)	<u>241.7</u>	<u>1.343</u>
Max. Width (Ft)	<u>34.0</u>	<u>.189</u>
Max. Depth (Ft)	<u>34.0</u>	<u>.189</u>
Fineness Ratio	<u> </u>	<u> </u>
Area		
Max. Cross-Sectional	<u> </u>	<u> </u>
Planform	<u> </u>	<u> </u>
Wetted	<u> </u>	<u> </u>
Base	<u> </u>	<u> </u>

TABLE IV. (CONTINUED)

MODEL COMPONENT: Wing - MDAC Booster

GENERAL DESCRIPTION: Configuration 19A Wing

Model Scale 1/180

DRAWING NUMBER: _____

DIMENSIONS: FULL-SCALE MODEL SCALE

TOTAL DATA

Area, ft ²		
Planform	6020.0	.186
Wetted		
Span (equivalent), ft.	146.0	.811
Aspect Ratio	3.54	3.54
Rate of Taper		
Taper Ratio	.435	.435
Diehedral Angle, degrees	7.67	7.67
Incidence Angle, degrees	3.0	3.0
Aerodynamic Twist, degrees	0	0
Sweep Back Angles, degrees		
Leading Edge	44.0	44.0
Trailing Edge		
0.25 Element Line		
Chords:		
Root (Wing Sta. 0.0), inches	690.0	3.833
Tip, (equivalent)	300.0	1.667
MAC, inches	520.0	2.889
Fus. Sta. of .25 MAC, inches	3625	20.139
W.P. of .25 MAC, inches		
B.L. of .25 MAC, inches	380	2.111
Airfoil Section		
Root	0010-64	0010-64
Tip	0010-64	0010-64

EXPOSED DATA

Area, ft ²	4190.0	.129
Span, (equivalent), ft.		
Aspect Ratio		
Taper Ratio		
Chords:		
Root, inches	594.0	3.300
Tip, inches	300.0	1.667
MAC		
Fus. Sta. of .25 MAC		
W.P. of .25 MAC		

TABLE IV. (CONTINUED)

MODEL COMPONENT: Canard - MDAC Booster

GENERAL DESCRIPTION: Configuration 19A Canard

Model Scale 1/180

DRAWING NUMBER: 256-19-001, Rev. A

<u>DIMENSIONS:</u>	<u>FULL-SCALE</u>	<u>MODEL SCALE</u>
Theo. Area, Ft ²	<u>1660</u>	<u>.051</u>
Exp Area, Ft ²	<u>1215</u>	<u>.038</u>
Aspect Ratio	<u>3.0</u>	<u>3.0</u>
Chord (Incl. Flap), Ft	<u>23.625</u>	<u>.131</u>
Airfoil (360 In. Theo Chord)	NACA <u>63-018</u>	NACA <u>63-018</u>

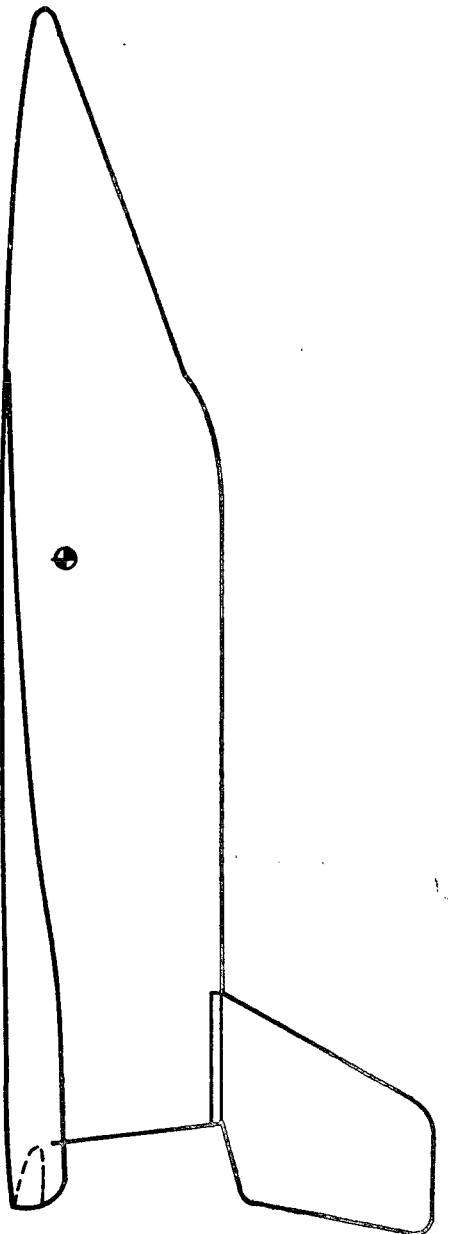
TABLE V. INDEX OF MODEL FIGURES

Figure	Title	Page
1	Pressure Tap Layout - Orbiter	28
2	Pressure Tap Layout - Booster	29
3	Modifications to Orbiter Model	30
4	Modifications to Booster Model	31
5	General Arrangement of Models in Tunnel	32
6	Separation Nomenclature and Center of Gravity Locations	33
7	Photograph of MDAC Booster and Orbiter Models	34
8	Photograph of Side View of Models and Separation Hardware	35
9	Photograph of Top View of Models and Associated Separation Hardware	36
10	Photograph of Booster and Orbiter Sting-Nozzle Hardware	37
11	Photograph of Booster Nozzle Hardware	38
12	Photograph of Orbiter Nozzle Hardware	39

TABLE VI. INDEX OF DATA FIGURES

VOLUME 3

TITLE	VEHICLE SECTION	TYPE PLOT	CONDITIONS VARYING	PAGES
Longitudinal Distribution of Booster Fuselage Pressures-Mach 3	Fuselage	CP vs. X/L	DELTA _X , DELTA _Z θ , α_B	1-180
Chordwise Distribution of Booster Upper Wing Pressures-Mach 3	Upper Wing	CP vs. X/C	DELTA _X , DELTA _Z , Y/B, α_B	181-405
Chordwise Distribution of Booster Lower Wing Pressures-Mach 3	Lower Wing	CP vs. X/C	DELTA _X , DELTA _Z , Y/B, α_B	406-495
Chordwise Distribution of Booster Canard Pressures-Mach 3	Canard	CP vs. X/C	DELTA _X , DELTA _Z , Y/B, α_B	496-585
Radial Distribution of Booster Base Pressures-Mach 3	Base	CP vs. θ	DELTA _X , DELTA _Z , α_B	586-630



NOTE: Tap numbers in parentheses with solid symbols are on upper side of wing.

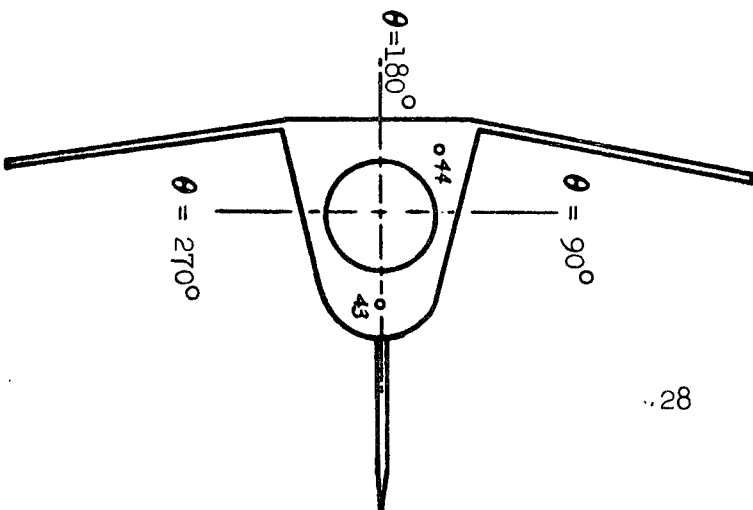
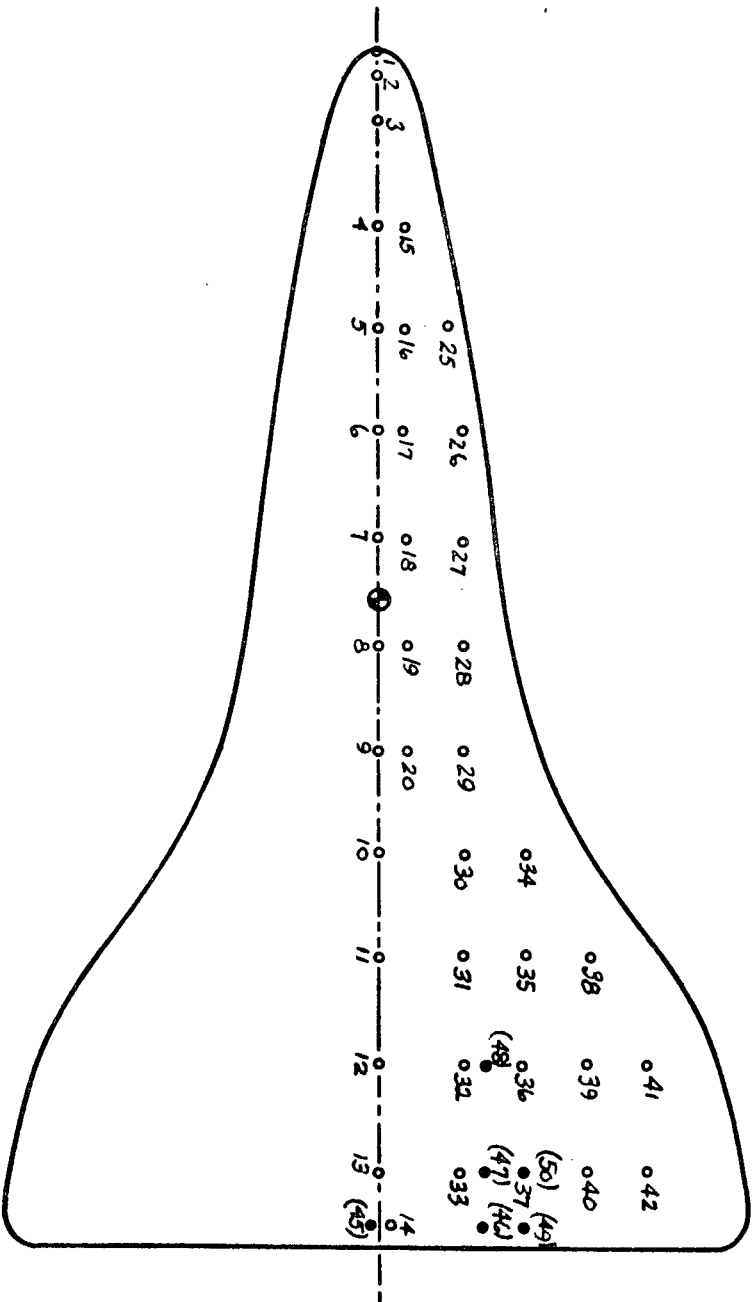


Fig. 1.- Pressure Tap Layout - Orbiter

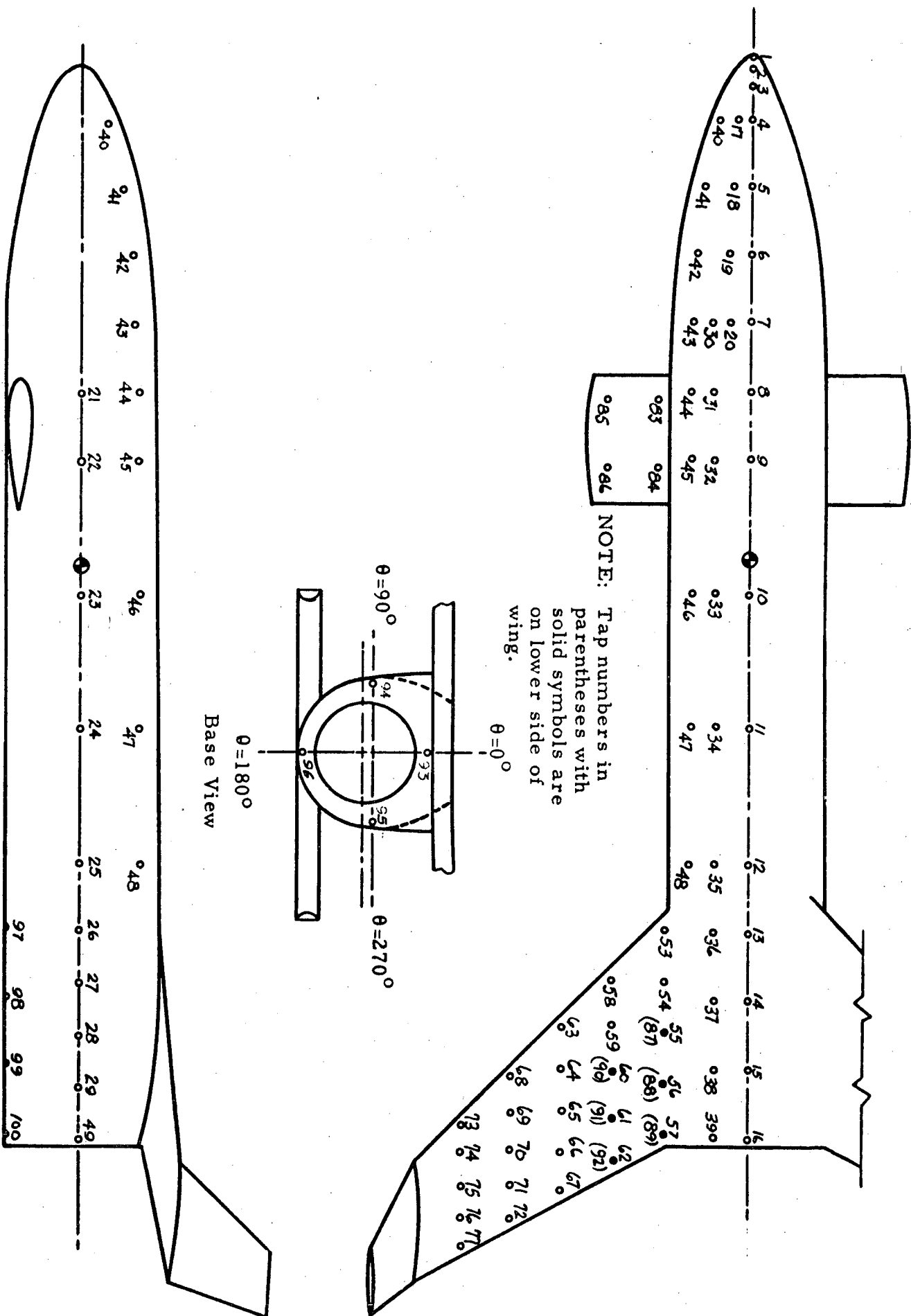


Fig. 2 - Pressure Tap Layout - Booster

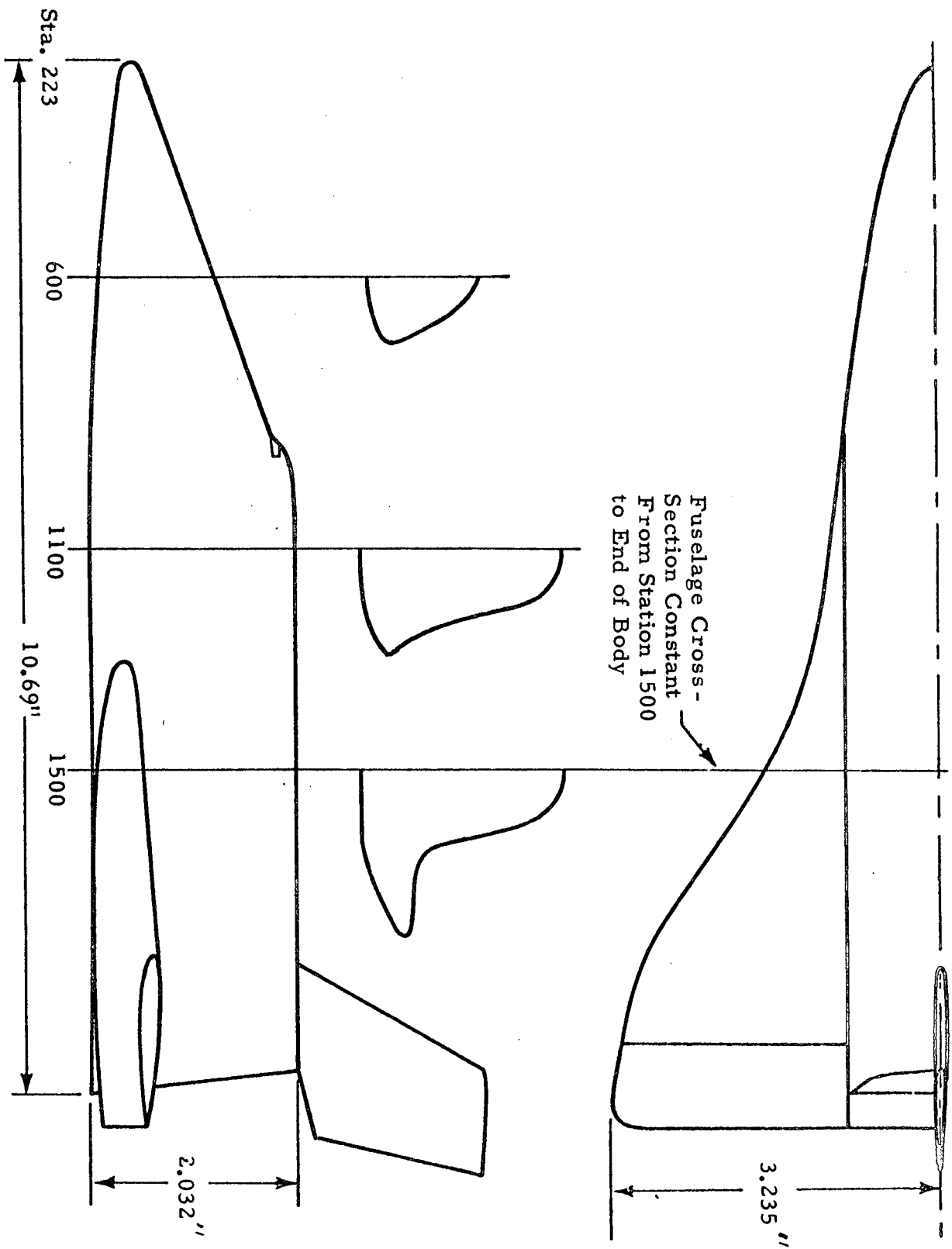


Fig. 3 - Modifications to Orbiter Model

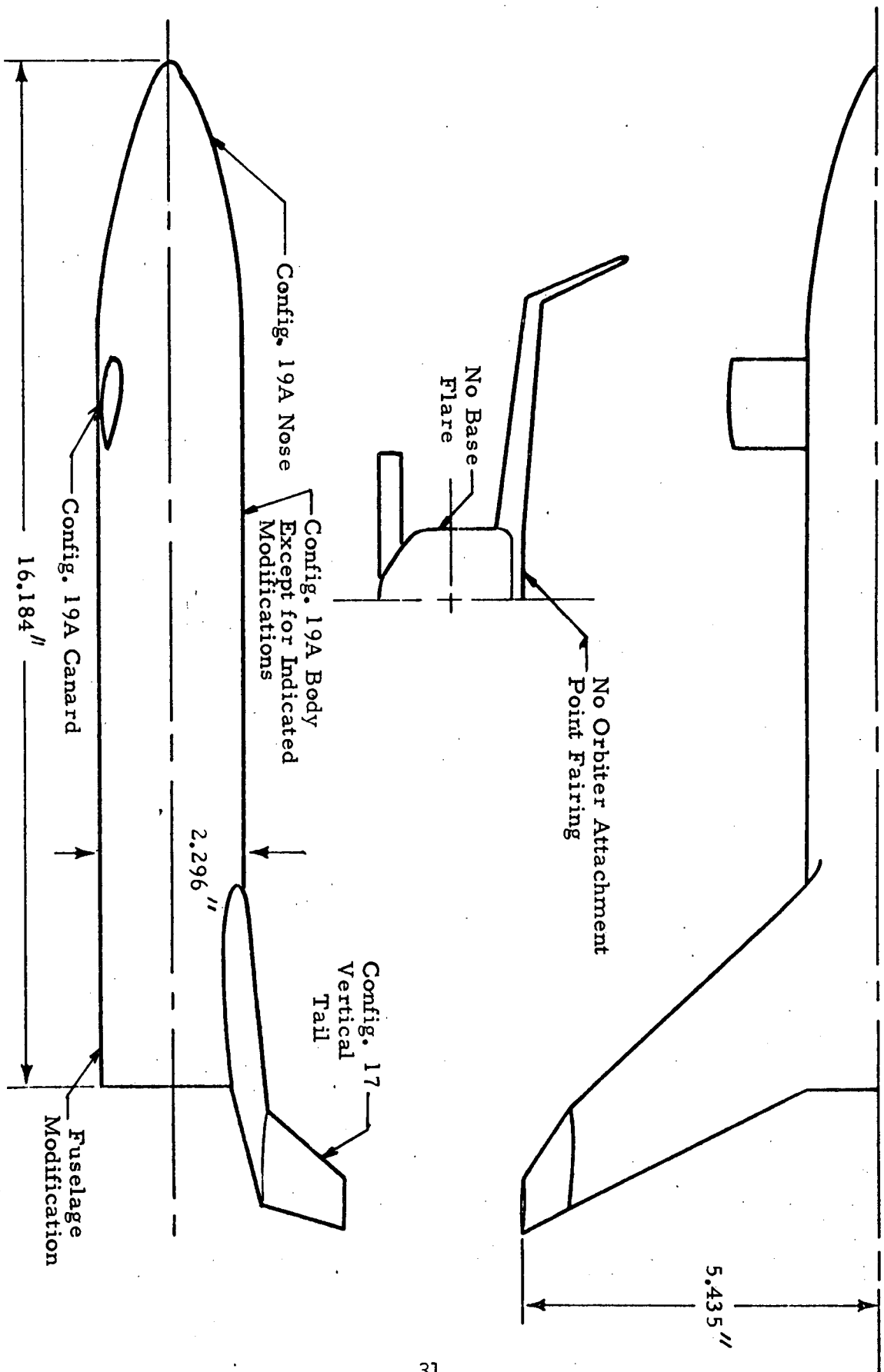


Fig. 4 - Modifications to Booster Model

40-INCH SUPERSONIC TUNNEL A

Scale - 1/5

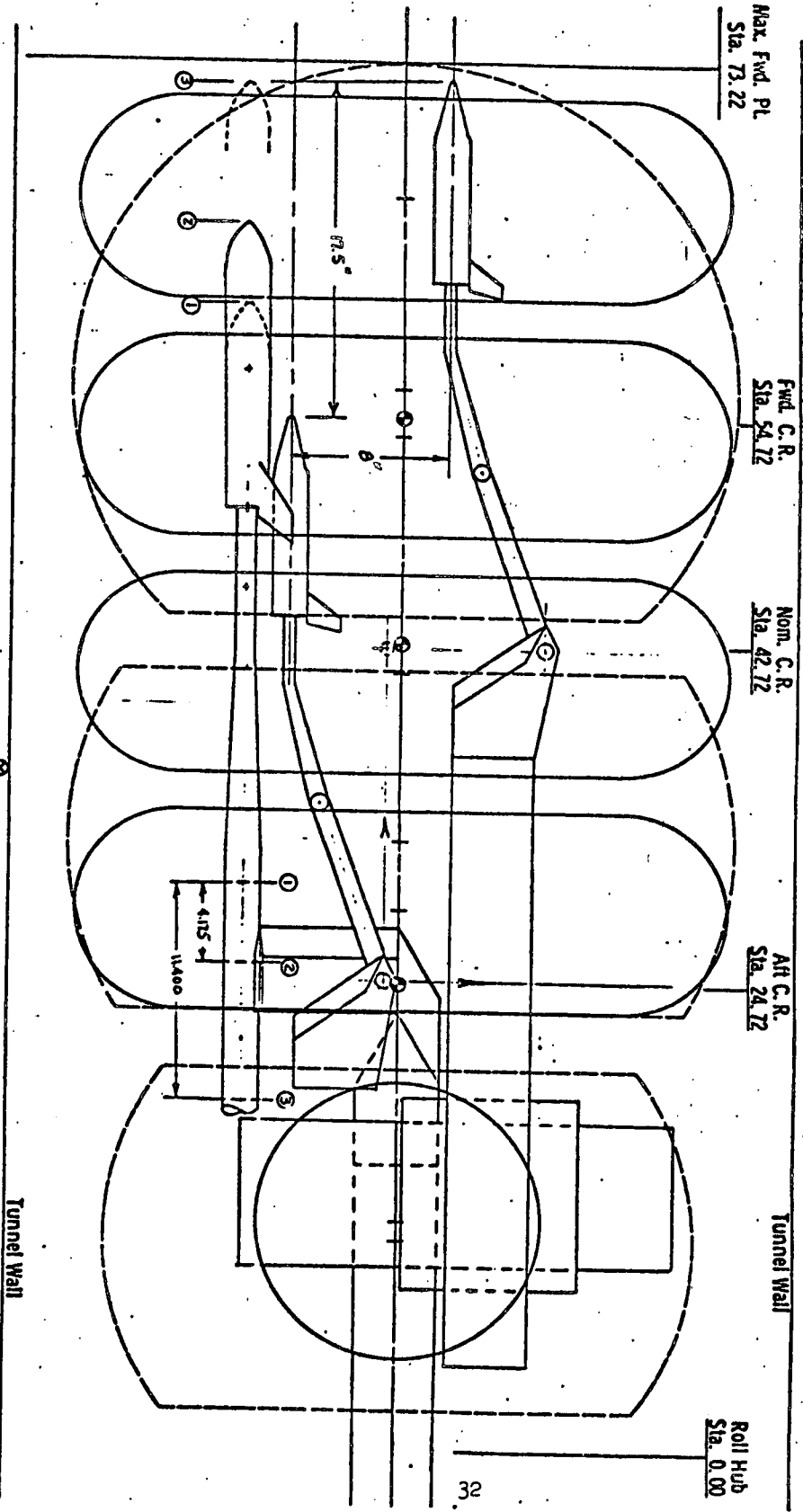


Figure 5 - General arrangement of models in tunnel.

—— High Temperature Windows
 - - - - Low Temperature Windows

Tunnel Wall

Pin A

Roll Hub
 Sta. 0.00

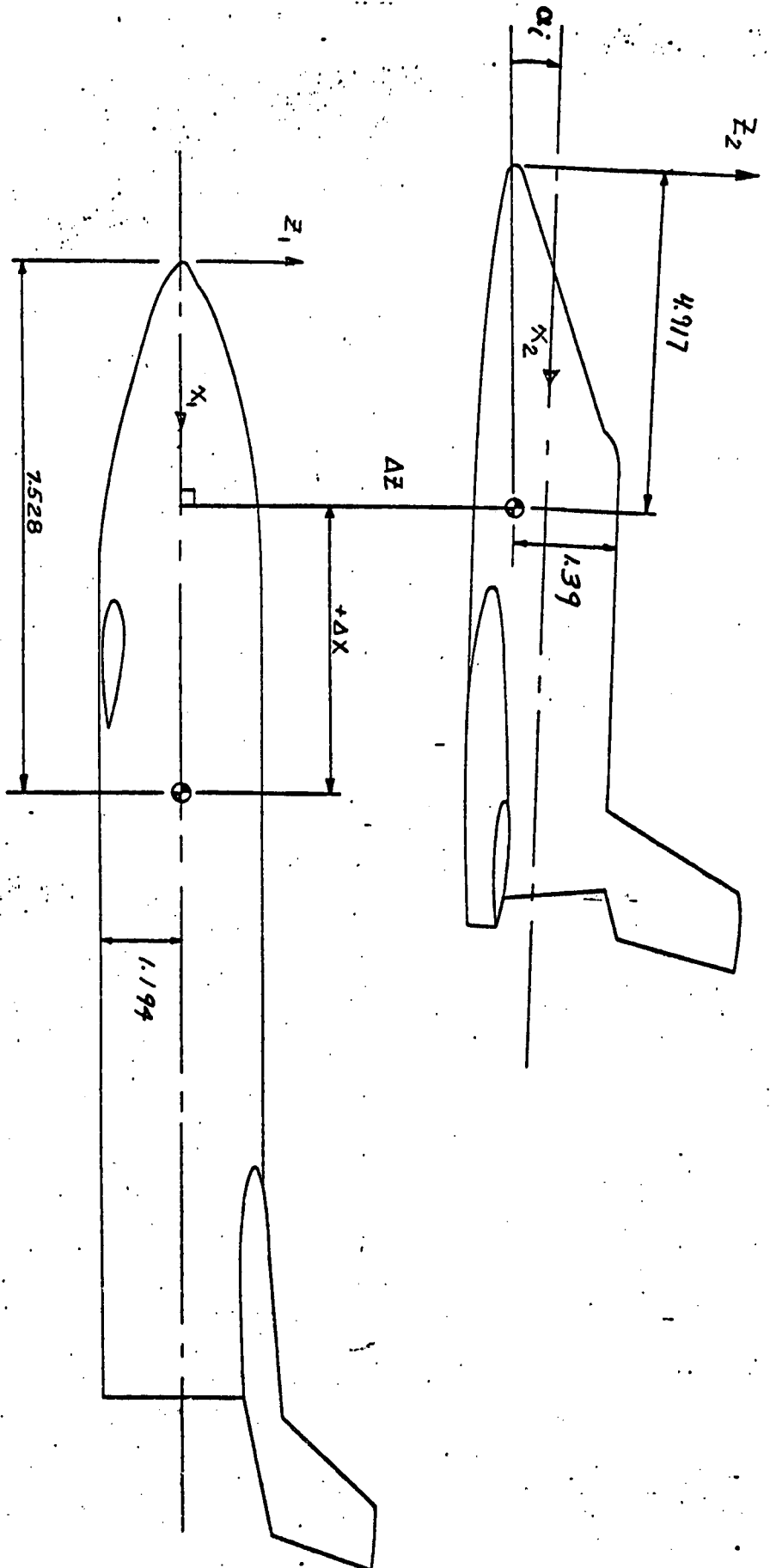
Max. Fwd. Pl.
 Sta. 73.22

Fwd. C.R.
 Sta. 54.72

Nom. C.R.
 Sta. 42.72

Aft C.R.
 Sta. 24.72

Tunnel Wall



All dimensions are model scale, in inches.

Figure 6. Separation Nomenclature and Center of Gravity Locations

U.S. AIR FORCE PHOTO-MEDIC
AND INC. OPERATING CONTRACTOR
ARNOLD A.F., STATION 158M.
Not cleared for public release without
prior written approval of the responsible
Air Force Office of Information.




Figure 7. Photograph of MDAC Booster and Orbiter Models

1974

(3-22-71) VALLIS NASA - SPACE SHUTTLE

U.S. AIR FORCE PHOTO-AEDC
ABO INC. OPERATING CONTRACTOR
ARNOLD A.F., STATION TENN.

Not cleared for public release without
prior written approval of the responsible
Air Force Office of Information.




Figure 8, Photograph of Side View of Models and Separation Hardware

3197

(4-27-71) VALLOS NASA 515

U.S. AIR FORCE PHOTO-AEDC
AND INC. OPERATING CONTRACTOR
ARNOLD A.F. STATION TEXAS

Not cleared for public release without
prior written approval of the responsible
Air Force Office of Information.


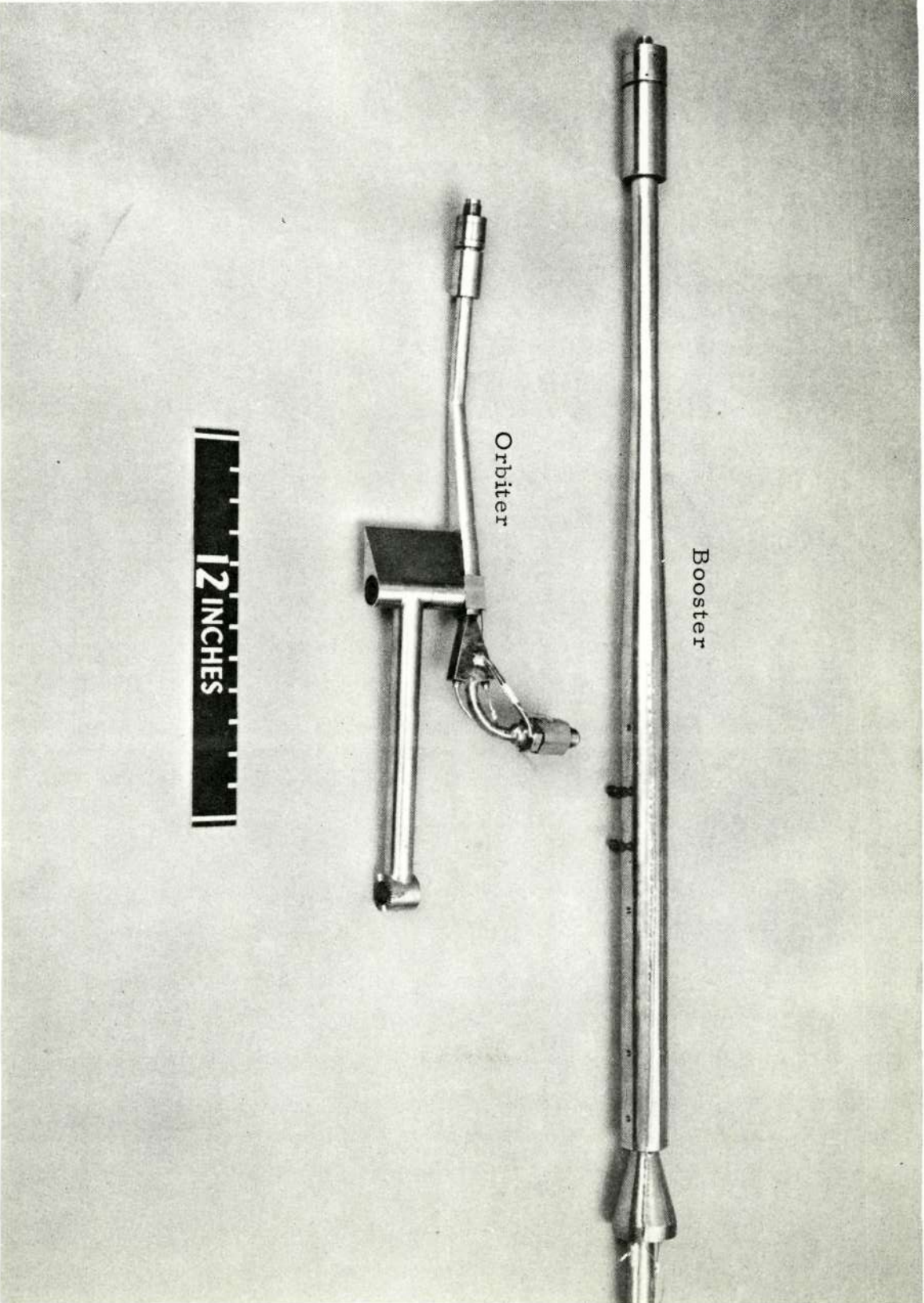


Figure 9. Photograph of Top View of Models and Associated Separation Hardware

3199


(4-27-71) VA1163 NASA STS

U.S. AIR FORCE PHOTOGRAPHIC CENTER
AMSCD A.F. STATION TSN,
NOT cleared for public release without
prior written approval of the responsible
Air Force Office of Information.



3901 (5-14-71) VAI163 SPACE SHUTTLE NOZZLES
Figure 10. Photograph of Booster and Orbiter Sting Nozzle Hardware


U. S. AIR FORCE PHOTO-RECORDING
AND INC. OPERATING CONTRACTOR
ARNOLD A.F., STATION 128M,
Not cleared for public release without
prior written approval of the responsible
Air Force Office of Information.



3895 (S-14-71) VAI163 SPACE SHUTTLE NOZZLES
Figure 11. Photograph of Booster Nozzle Hardware

3896

(5-14-71) VAI163 SPACE SHUTTLE NOZZLES Figure 12. Photograph of Orbiter Nozzle Hardware

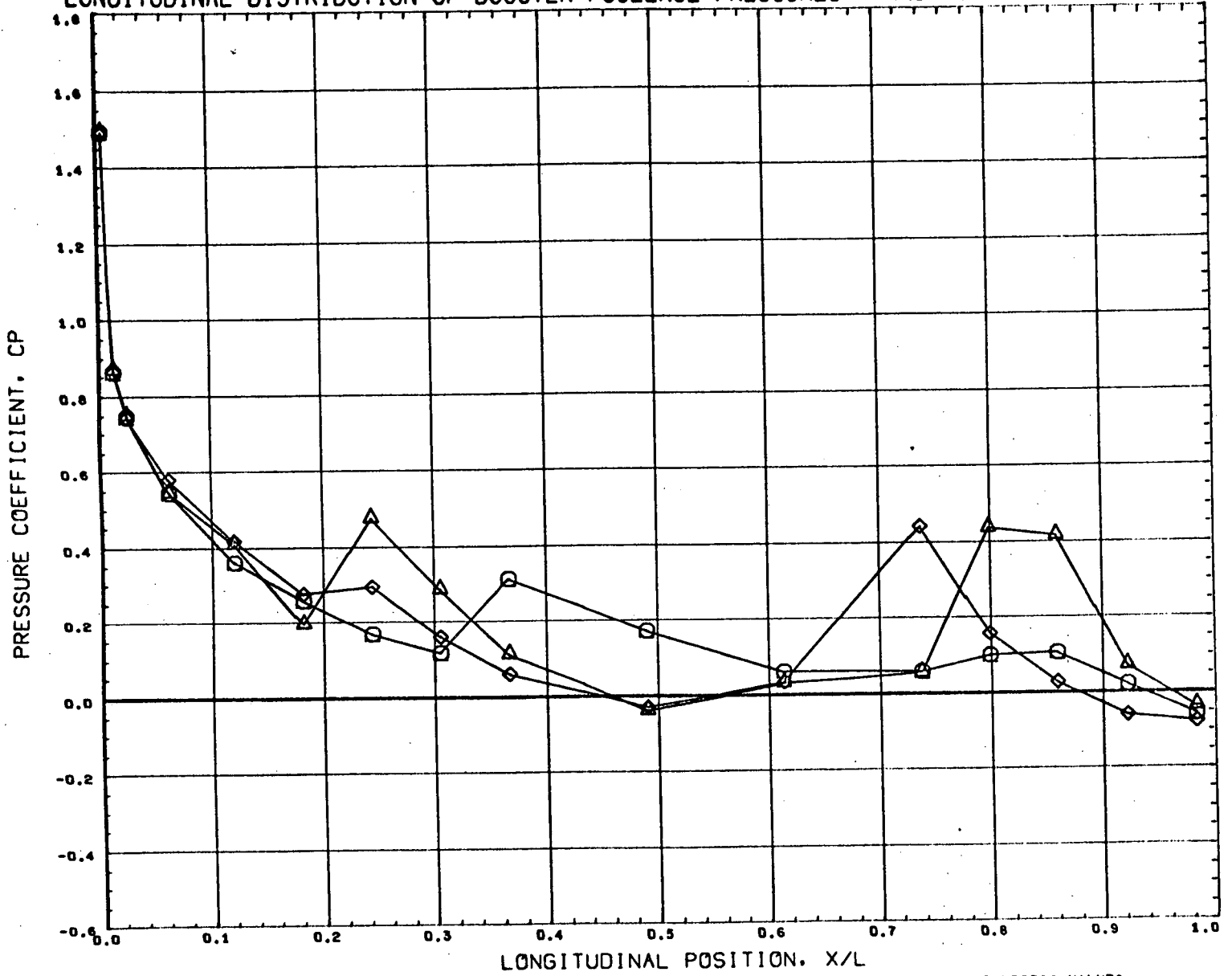


U.S. AIR FORCE PHOTO-AMC
ARO INC. OPERATING CONTRACTOR
ARNOLD A.F. STATION 184N.
Not cleared for public release without
prior written approval of the responsible
Air Force Office of Information.

D A T A F I G U R E S

Tabulations of the plotted data and corresponding source data are available from SADSAC Operations.

LONGITUDINAL DISTRIBUTION OF BOOSTER FUSELAGE PRESSURES - MACH 3



SYMBOL	DELTA X	THETA	DELTA Z
○	0.143	0.000	0.120
△	0.103		
◇	0.226		

PARAMETRIC VALUES			
BETA	0.000	ALPHAB	9.979
MACH	3.000	ALPHA1	0.000
ORBPOW	100.000	BSTPOW	30.000

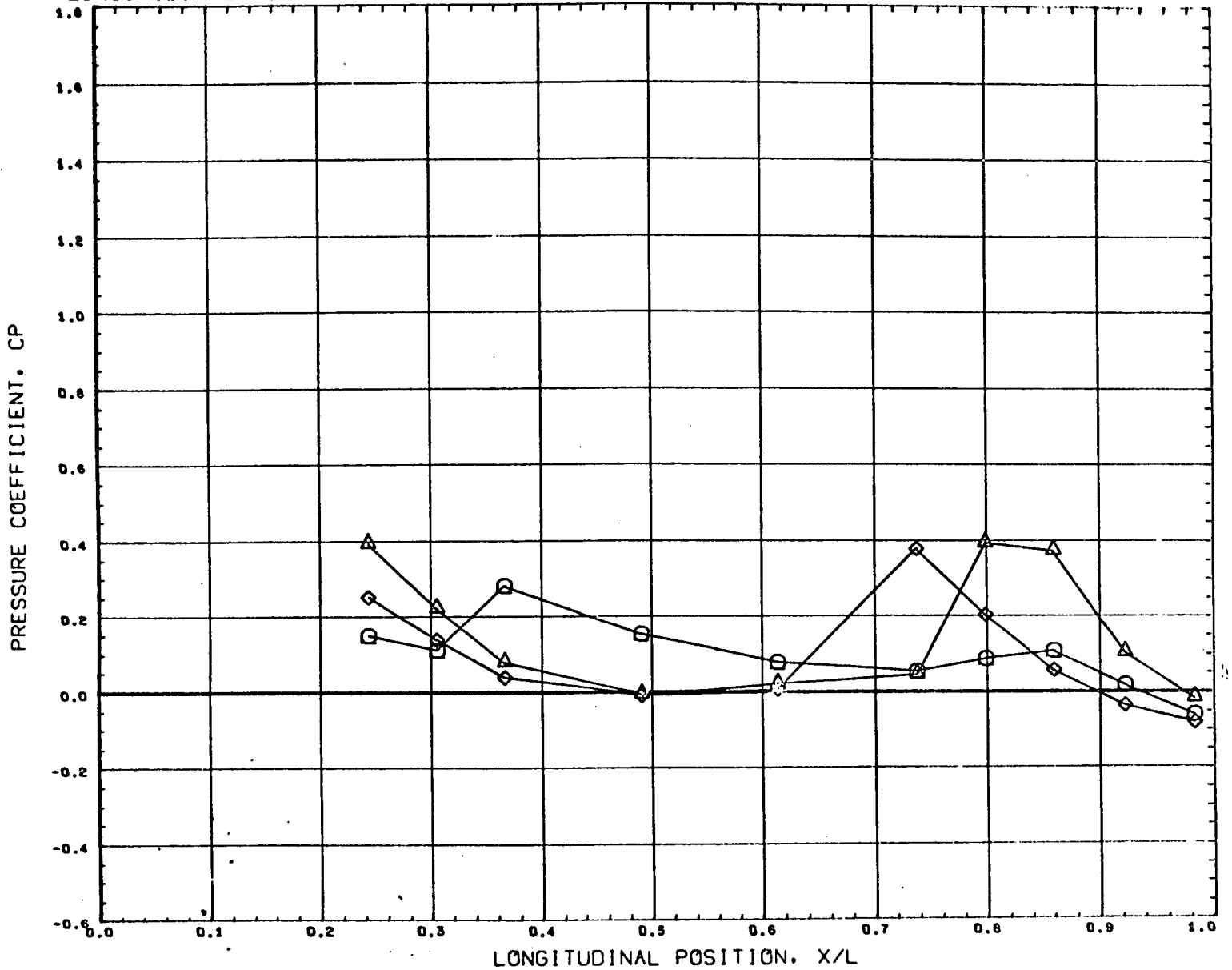
REFERENCE FILE

AEDC VA1163 MDAC BOOSTER (BODY)

•AT8311•

PAGE 1

LONGITUDINAL DISTRIBUTION OF BOOSTER FUSELAGE PRESSURES - MACH 3



SYMBOL	DELTA X	THETA	DELTA Z
○	0.143	24.000	0.120
△	0.103		
◇	0.228		

PARAMETRIC VALUES			
BETA	0.000	ALPHAB	9.979
MACH	3.000	ALPHA1	0.000
ORBPOW	100.000	BSTPOW	50.000

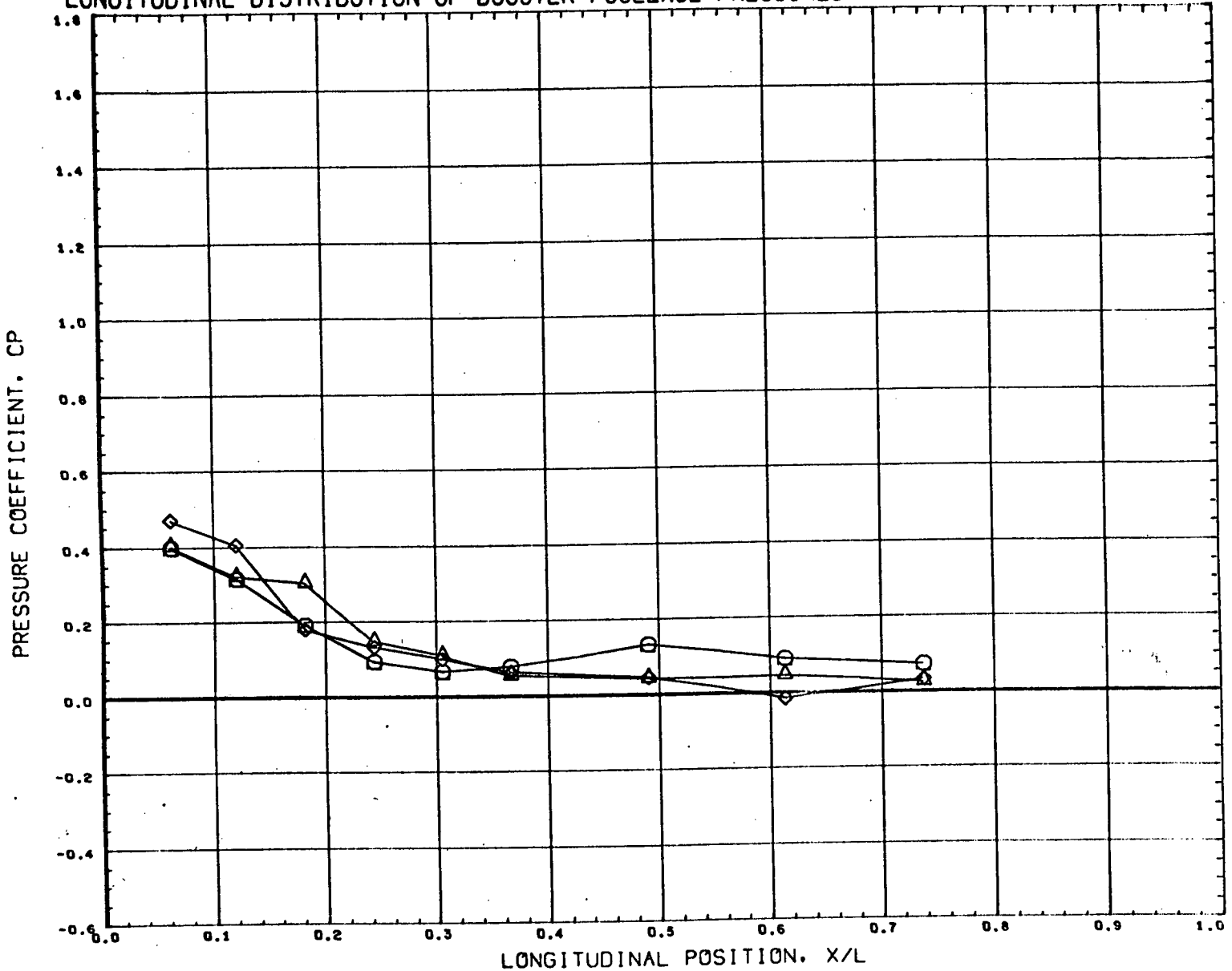
REFERENCE FILE

AEDC VA1163 MDAC BOOSTER (BODY)

•AT8311•

PAGE 2

LONGITUDINAL DISTRIBUTION OF BOOSTER FUSELAGE PRESSURES - MACH 3



SYMBOL	DELTA X	THETA	DELTA Z
○	0.143	45.000	0.120
△	0.103		
◇	0.228		

PARAMETRIC VALUES			
BETA	0.000	ALPHA D	- 9.979
MACH	3.000	ALPHA I	0.000
ORBPOW	100.000	BSTPOW	50.000

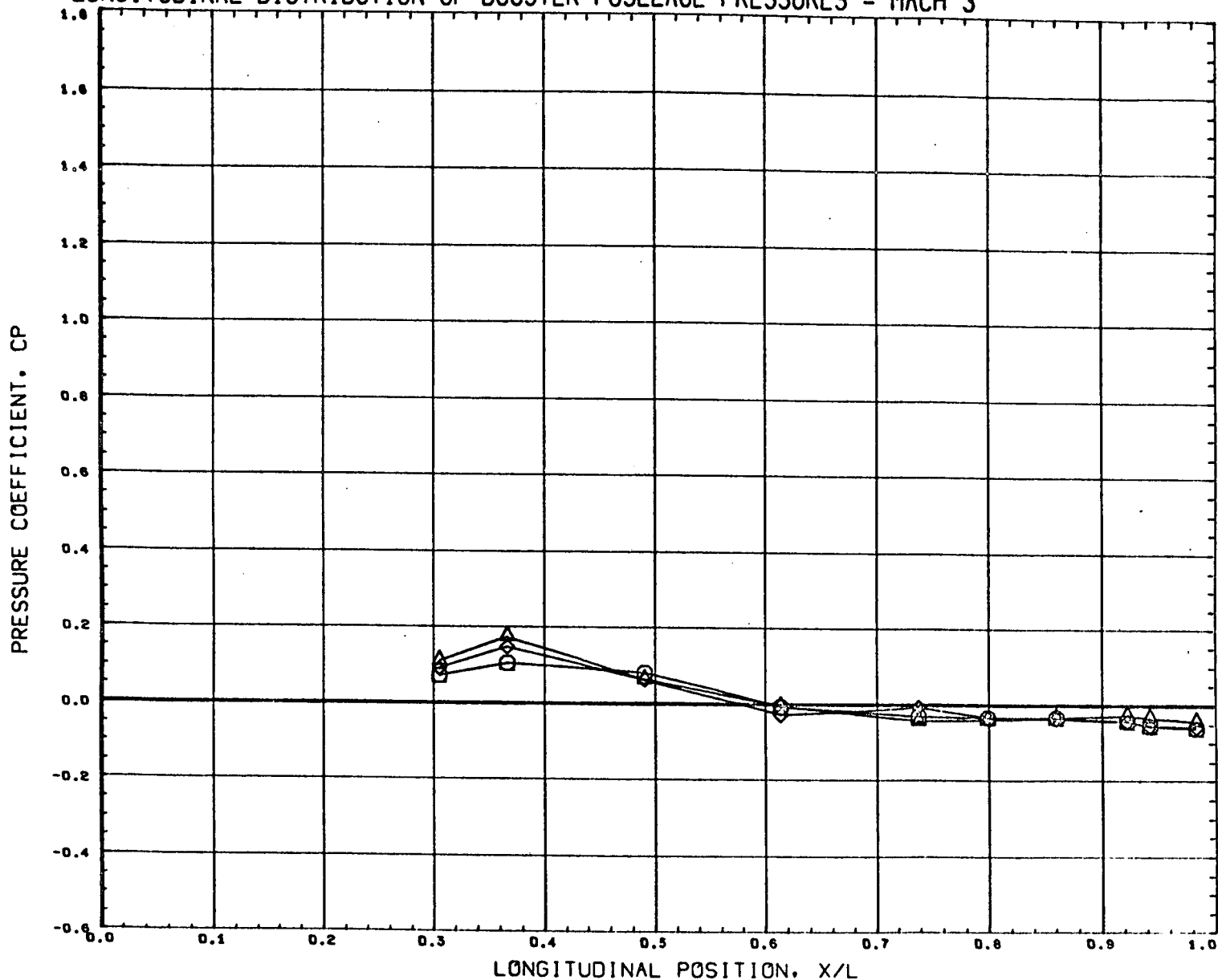
REFERENCE FILE

AEDC VA1163 MDAC BOOSTER (BODY)

•AT8311•

PAGE 3

LONGITUDINAL DISTRIBUTION OF BOOSTER FUSELAGE PRESSURES - MACH 3



SYMBOL	DELTA X	THETA	DELTA Z
○	0.143	90.000	0.120
△	0.103		
◇	0.228		

PARAMETRIC VALUES			
BETA	0.000	ALPHAB	9.979
MACH	3.000	ALPHA1	0.000
ORBPOW	100.000	BSTPOW	90.000

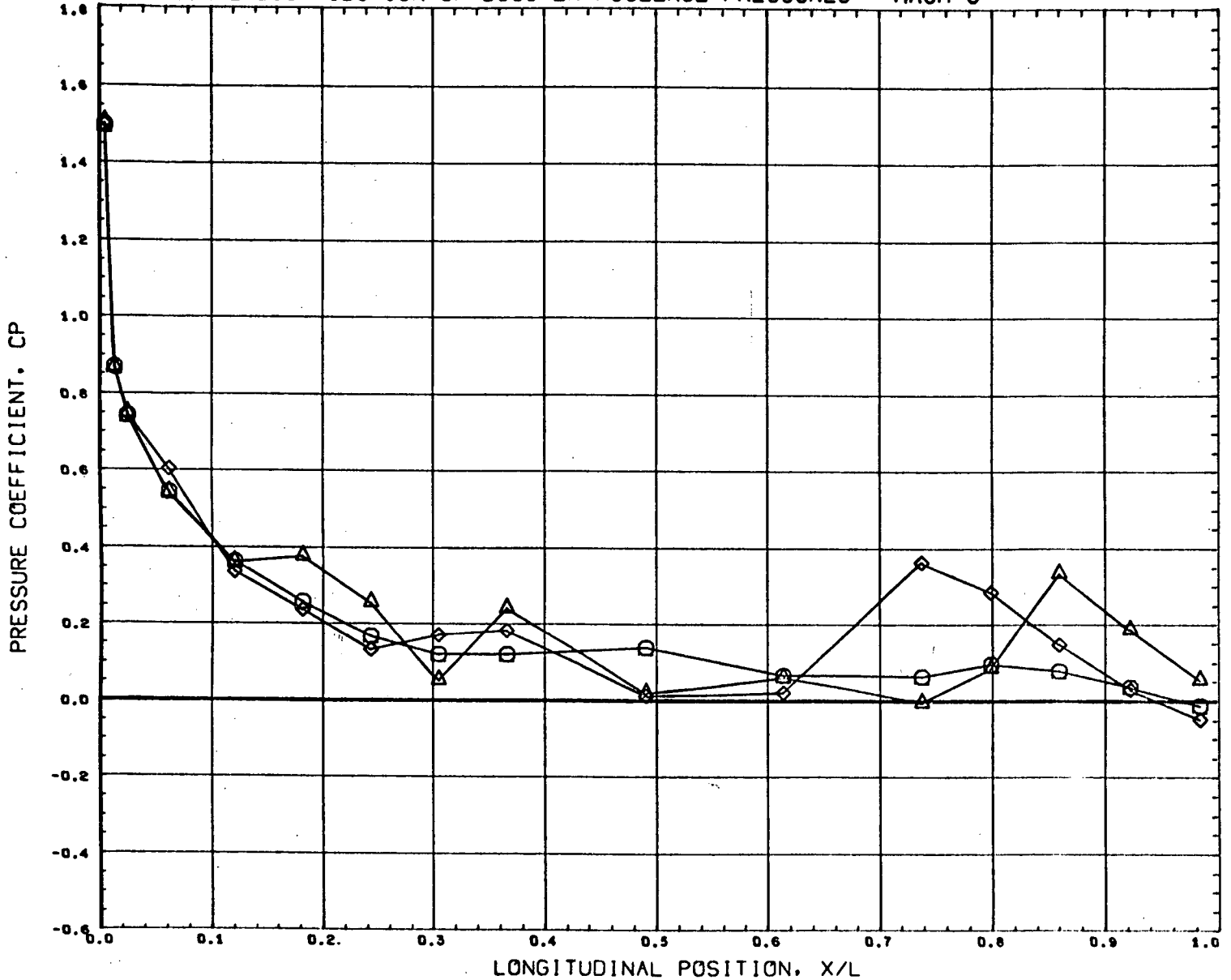
REFERENCE FILE

AEDC VA1163 MDAC BOOSTER (BODY)

•AT8311•

PAGE 4

LONGITUDINAL DISTRIBUTION OF BOOSTER FUSELAGE PRESSURES - MACH 3

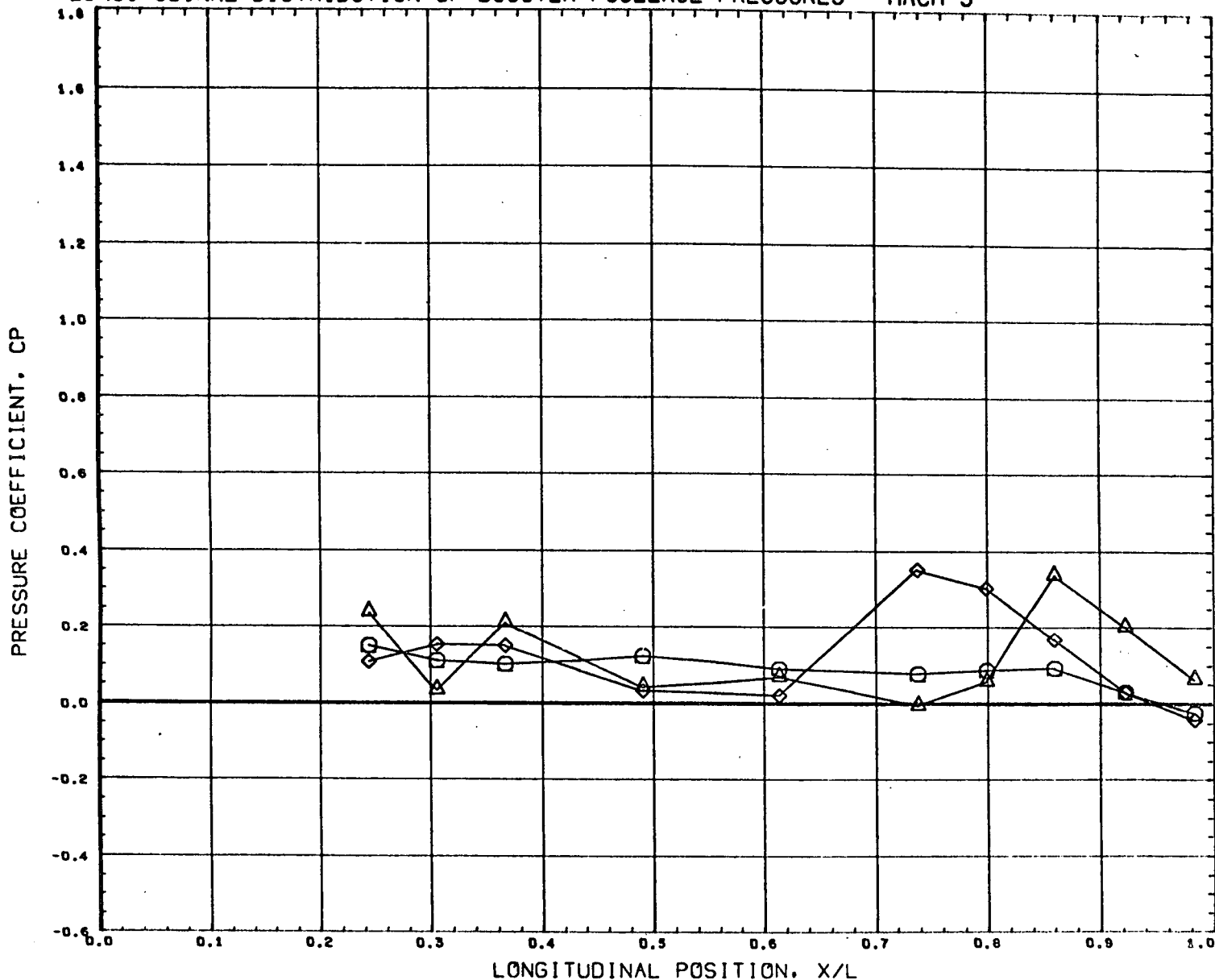


SYMBOL	DELTA X	THETA	DELTA Z
○	0.143	0.000	0.151
△	0.104		
◇	0.226		

PARAMETRIC VALUES		
BETA	0.000	ALPHA ₀ - 9.979
MACH	3.000	ALPHA ₁ 0.000
ORBPOW	100.000	BSTPOW 50.000

REFERENCE FILE

LONGITUDINAL DISTRIBUTION OF BOOSTER FUSELAGE PRESSURES - MACH 3



SYMBOL	DELTA X	THETA	DELTA Z
○	0.143	24.000	0.151
△	0.104		
◇	0.226		

PARAMETRIC VALUES			
BETA	0.000	ALPHAB	- 9.979
MACH	3.000	ALPHA I	0.000
ORBPOW	100.000	BSTPOW	50.000

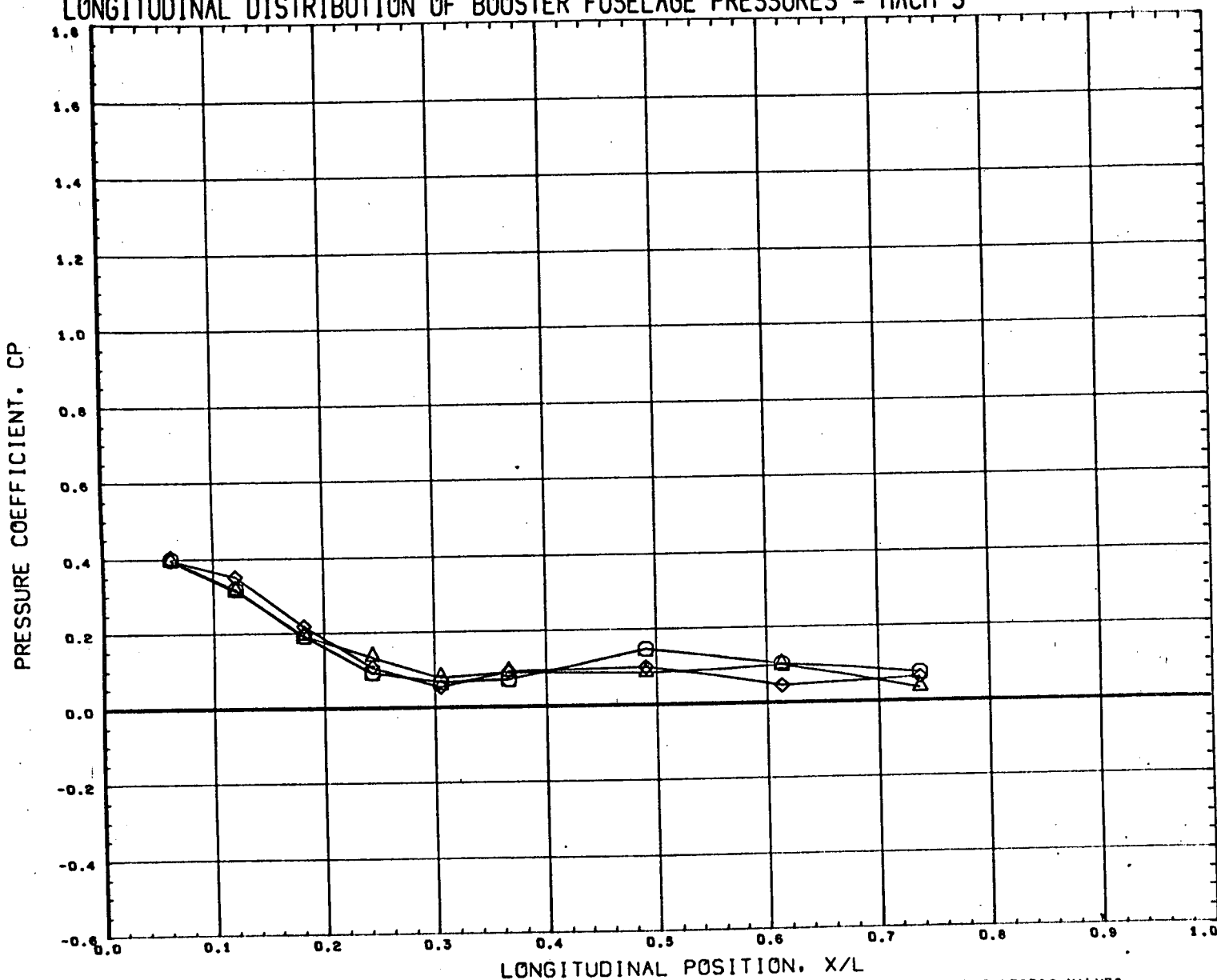
REFERENCE FILE

AEDC VA1163 MDAC BOOSTER (BODY)

•AT8311•

PAGE 6

LONGITUDINAL DISTRIBUTION OF BOOSTER FUSELAGE PRESSURES - MACH 3



SYMBOL	DELTA X	THETA	DELTA Z
○	0.143	45.000	0.151
△	0.104		
◇	0.226		

PARAMETRIC VALUES			
BETA	0.000	ALPHAB	9.979
MACH	3.000	ALPHA I	0.000
ORBPOW	100.000	BSTPOW	50.000

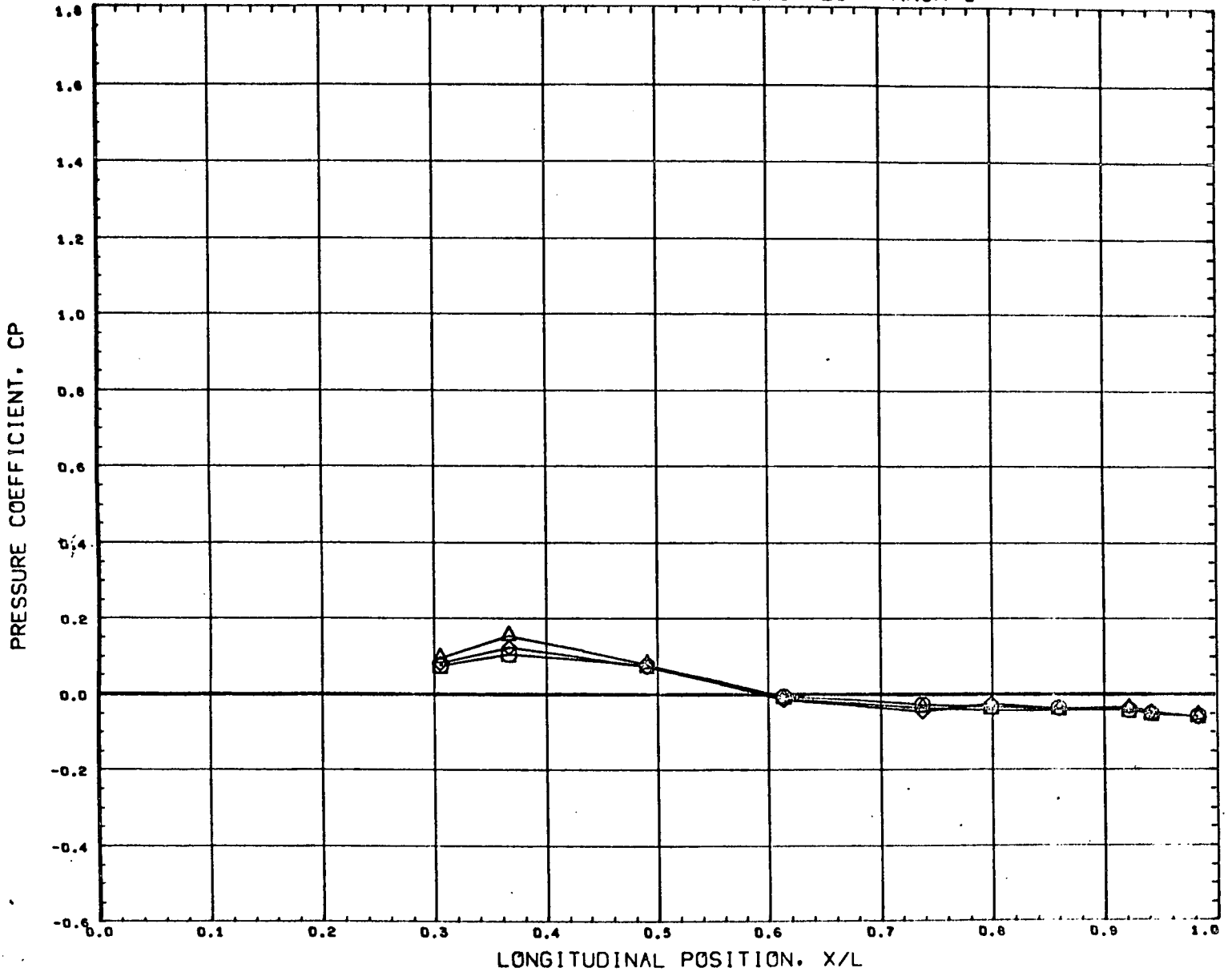
REFERENCE FILE

AEDC VA1163 MDAC BOOSTER (BODY)

•AT8311•

PAGE 7

LONGITUDINAL DISTRIBUTION OF BOOSTER FUSELAGE PRESSURES - MACH 3

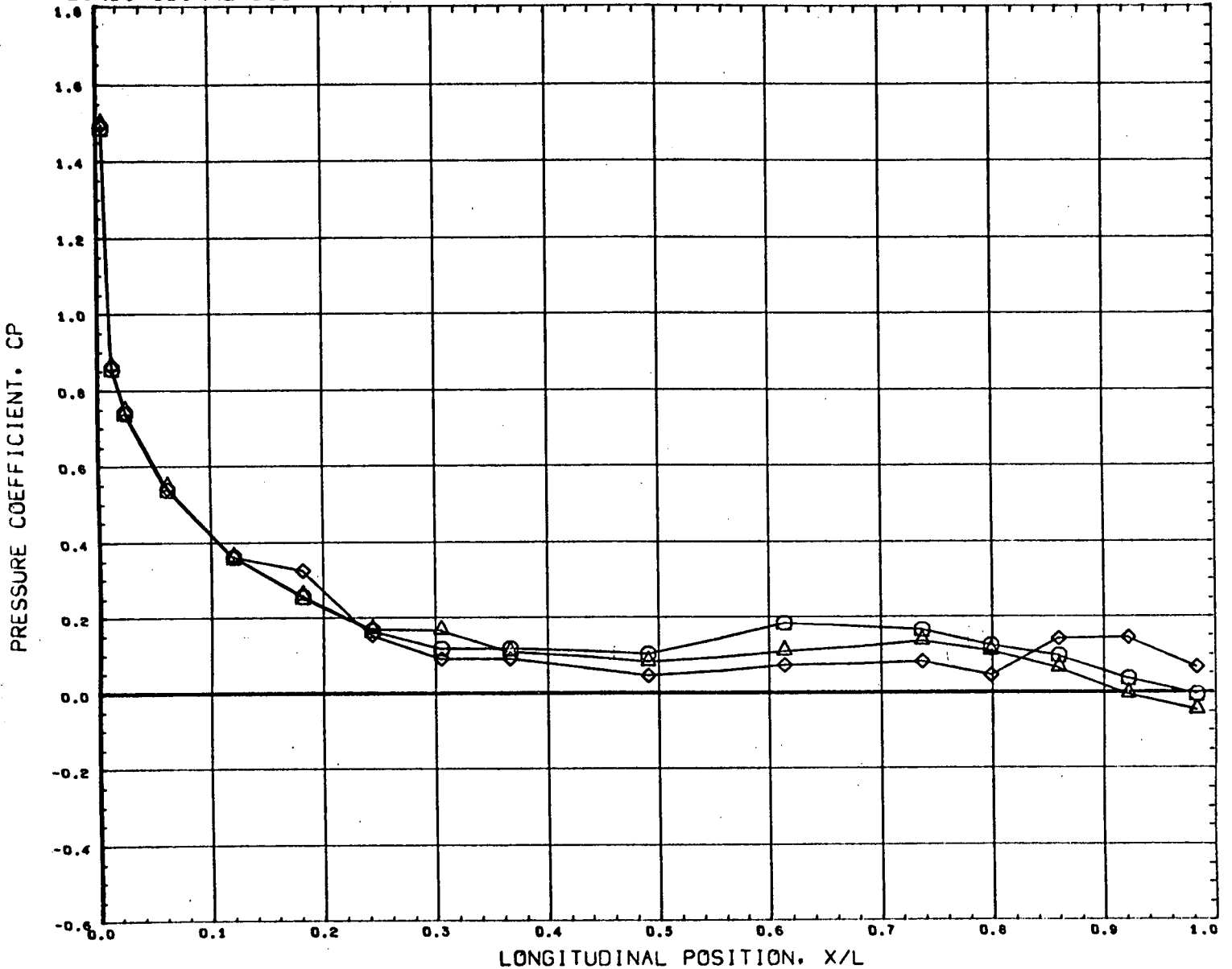


SYMBOL	DELTA X	THETA	DELTA Z
○	0.143	90.000	0.151
△	0.104		
◇	0.226		

PARAMETRIC VALUES			
BETA	0.000	ALPHAB	9.979
MACH	3.000	ALPHA1	0.000
ORBPOW	100.000	ESTPOW	50.000

REFERENCE FILE

LONGITUDINAL DISTRIBUTION OF BOOSTER FUSELAGE PRESSURES - MACH 3



SYMBOL	DELTA X	THETA	DELTA Z
○	0.143	0.000	0.228
△	0.103		
◇	0.226		

PARAMETRIC VALUES			
BETA	0.000	ALPHAB	9.979
MACH	3.000	ALPHA1	0.000
ORBPOW	100.000	BSTPOW	50.000

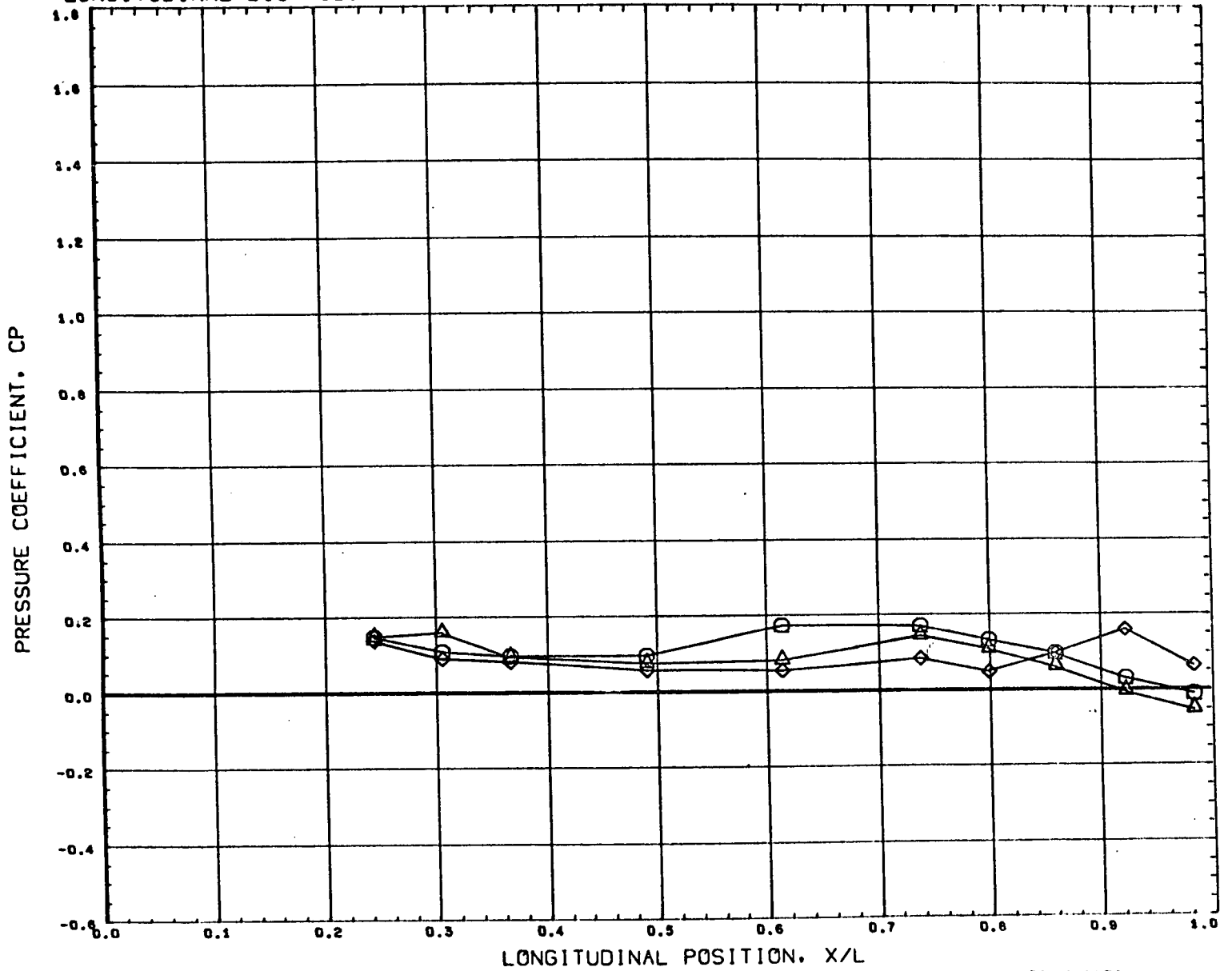
REFERENCE FILE

AEDC VA1163 MDAC BOOSTER (BODY)

•AT8311•

PAGE 9

LONGITUDINAL DISTRIBUTION OF BOOSTER FUSELAGE PRESSURES - MACH 3



SYMBOL	DELTA X	THETA	DELTA Z
○	0.143	24.000	0.228
△	0.103		
◇	0.226		

PARAMETRIC VALUES		
BETA	0.000	ALPHAB - 9.979
MACH	3.000	ALPHA I 0.000
ORBPOW	100.000	BSTPOW 50.000

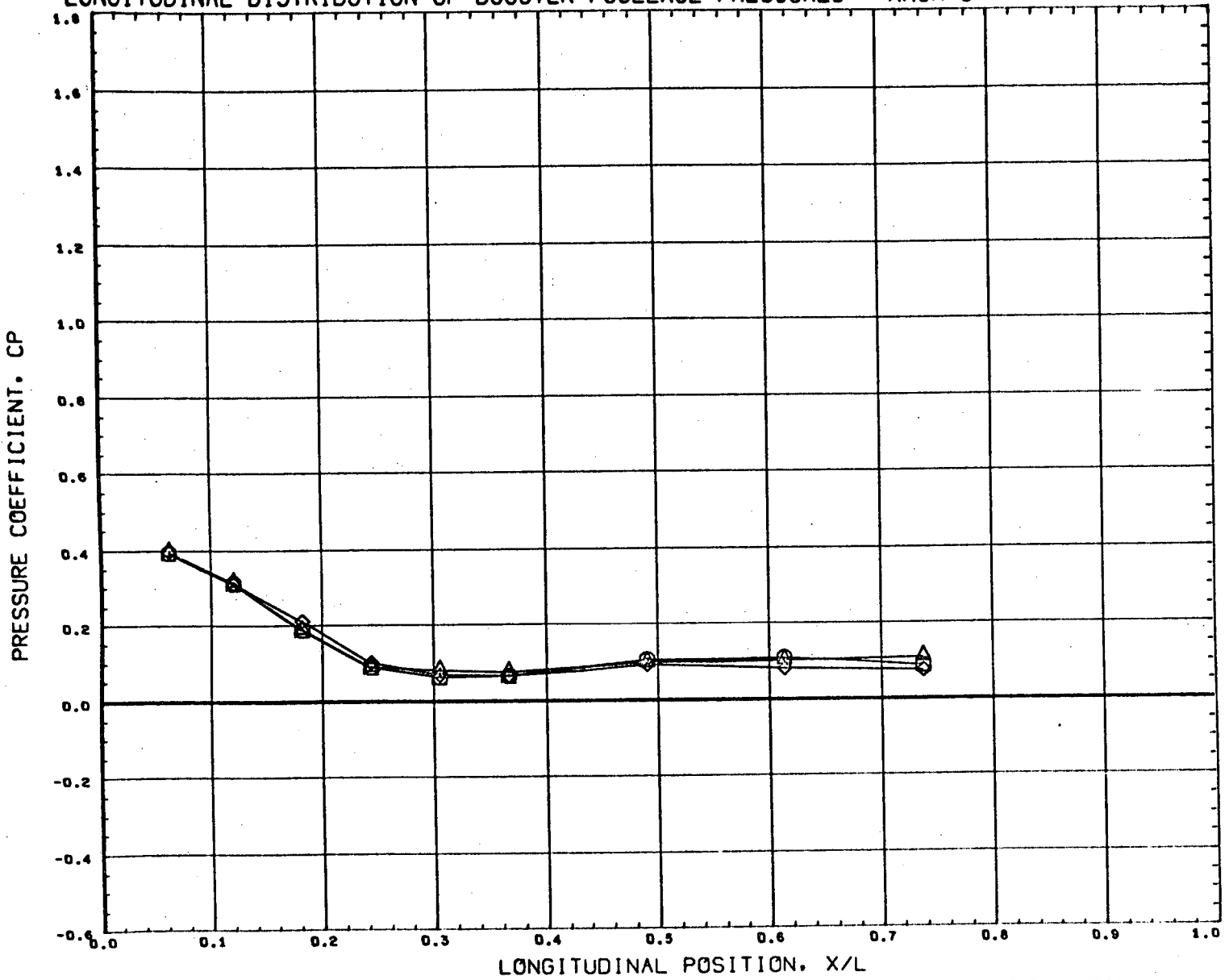
REFERENCE FILE

AEDC VA1163 MDAC BOOSTER (BODY)

•AT8311•

PAGE 10

LONGITUDINAL DISTRIBUTION OF BOOSTER FUSELAGE PRESSURES - MACH 3



SYMBOL	DELTA X	THETA	DELTA Z
○	0.143	45.000	0.228
△	0.103		
◇	0.226		

PARAMETRIC VALUES			
BETA	0.000	ALPHAB	- 9.979
MACH	3.000	ALPHA1	0.000
ORBPOW	100.000	BSTPOW	50.000

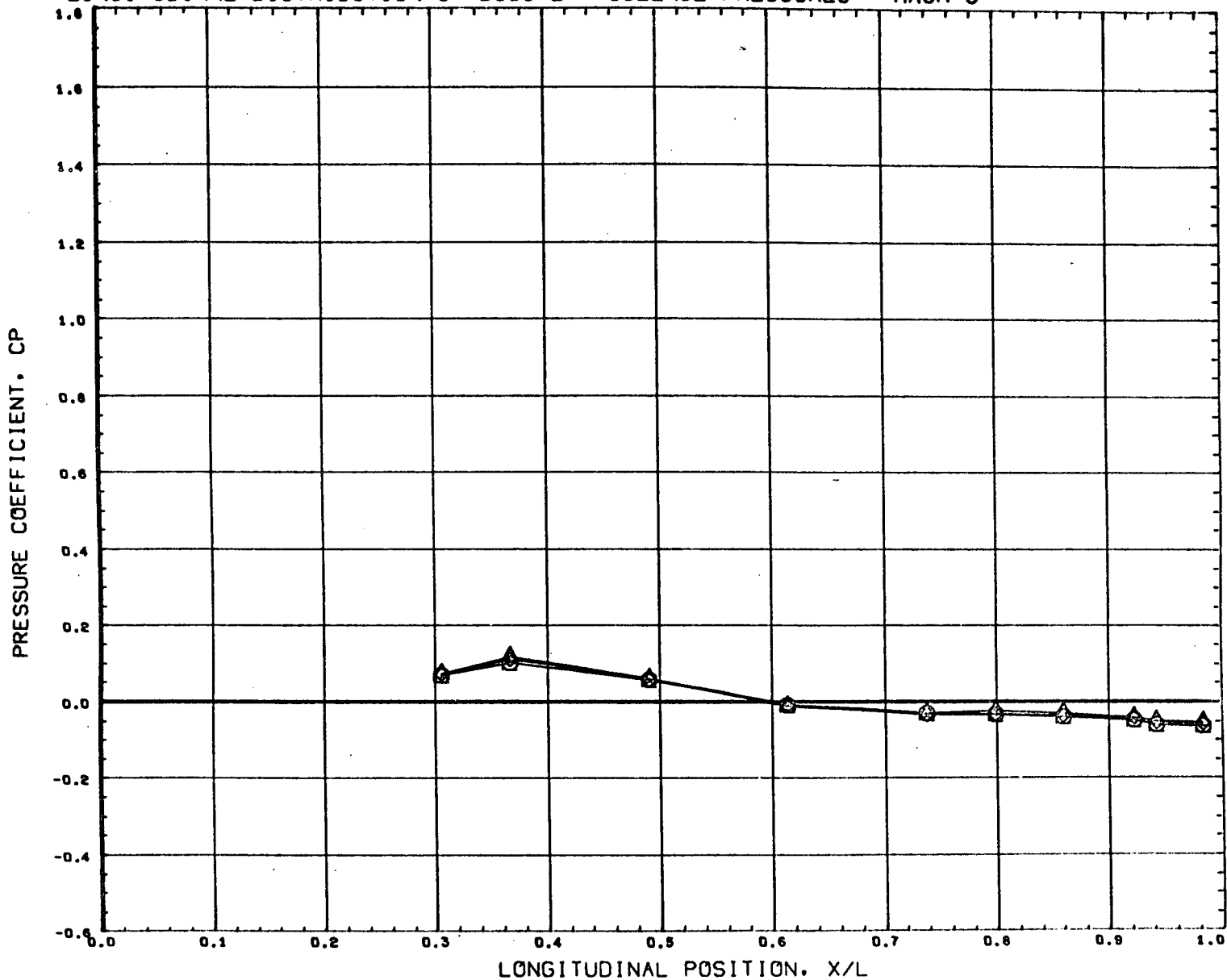
REFERENCE FILE

AEDC VA1163 MDAC BOOSTER (BODY)

•AT8311•

PAGE 11

LONGITUDINAL DISTRIBUTION OF BOOSTER FUSELAGE PRESSURES - MACH 3



SYMBOL	DELTA X	THETA	DELTA Z
○	0.143	90.000	0.226
△	0.103		
◇	0.226		

PARAMETRIC VALUES			
BETA	0.000	ALPHAD	- 9.979
MACH	3.000	ALPHA1	0.000
ORBPOW	100.000	BSTPOW	50.000

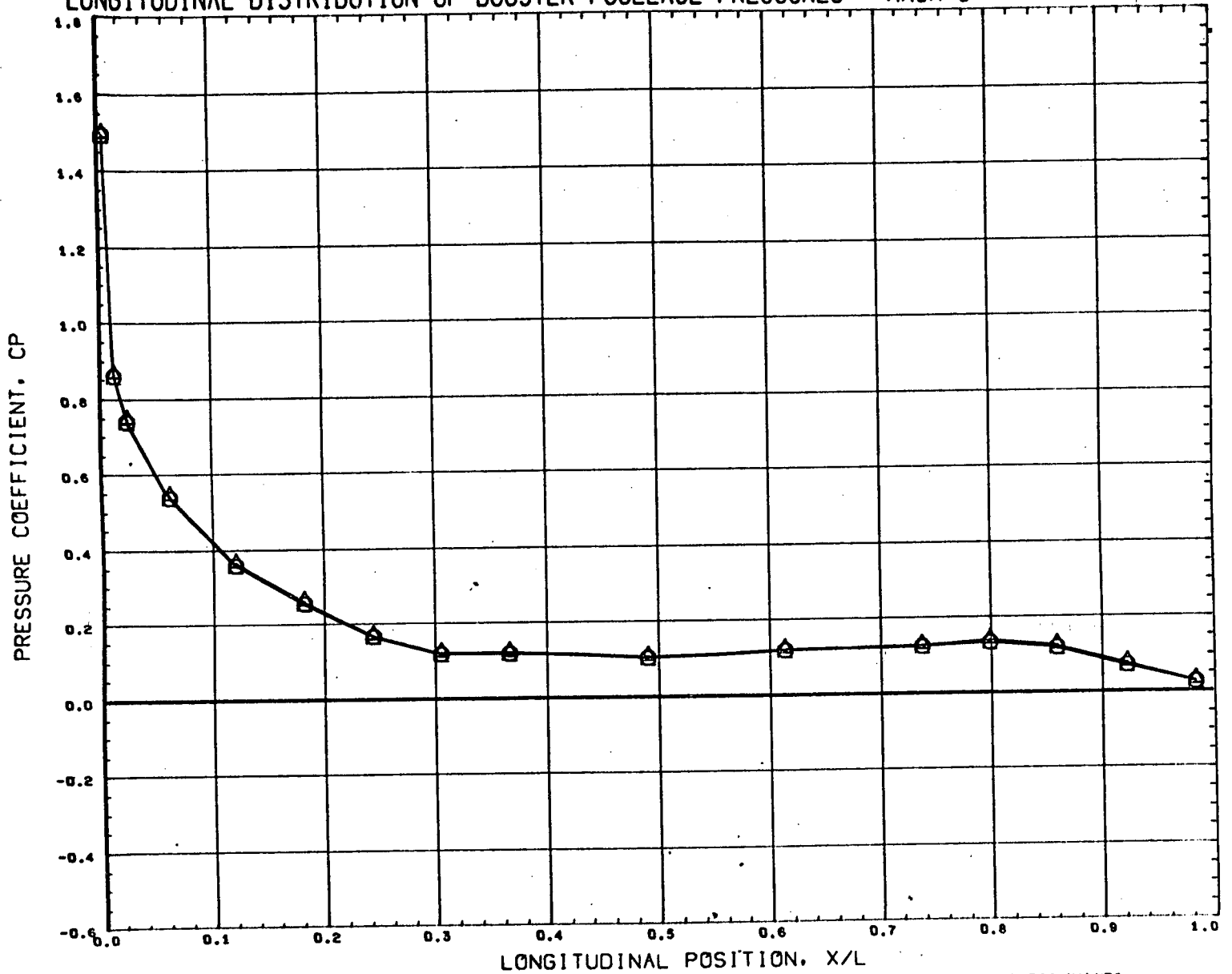
REFERENCE FILE

AEDC VA1163 MDAC BOOSTER (BODY)

•AT8311•

PAGE 12

LONGITUDINAL DISTRIBUTION OF BOOSTER FUSELAGE PRESSURES - MACH 3



SYMBOL	DELTA X	THETA	DELTA Z
○	0.390	0.000	0.908
△	0.460		

PARAMETRIC VALUES			
BETA	0.000	ALPHAB	9.979
MACH	3.000	ALPHA1	0.000
ORBPOW	100.000	BSTPOW	50.000

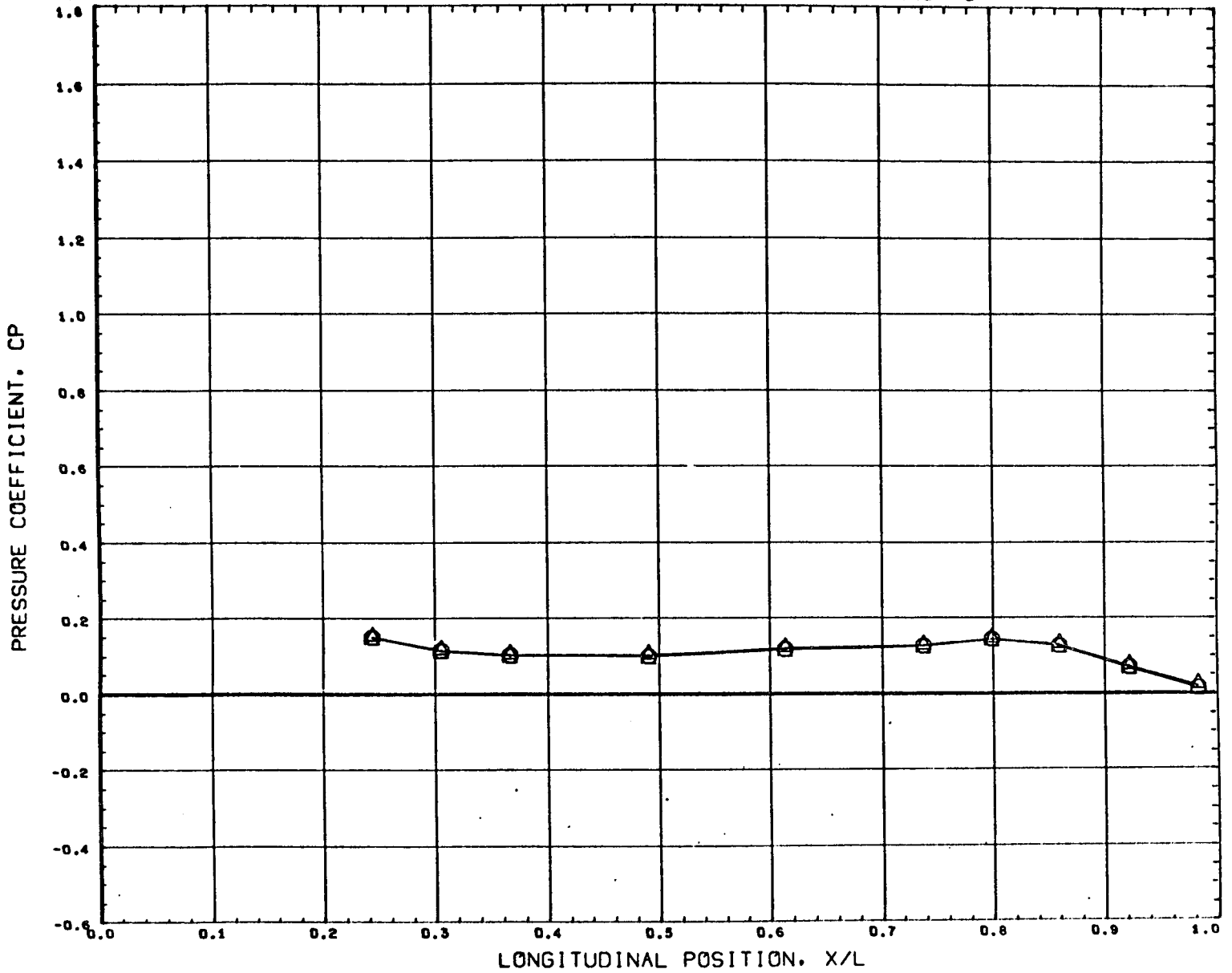
REFERENCE FILE

AEDC VA1163 MDAC BOOSTER (BODY)

•AT8311•

PAGE 13

LONGITUDINAL DISTRIBUTION OF BOOSTER FUSELAGE PRESSURES - MACH 3



SYMBOL	DELTA X	THETA	DELTA Z
○	0.390	24.000	0.908
△	0.480		

PARAMETRIC VALUES		
BETA	0.000	ALPHAB - 9.979
MACH	3.000	ALPHA I 0.000
ORBPOW	100.000	BSTPOW 50.000

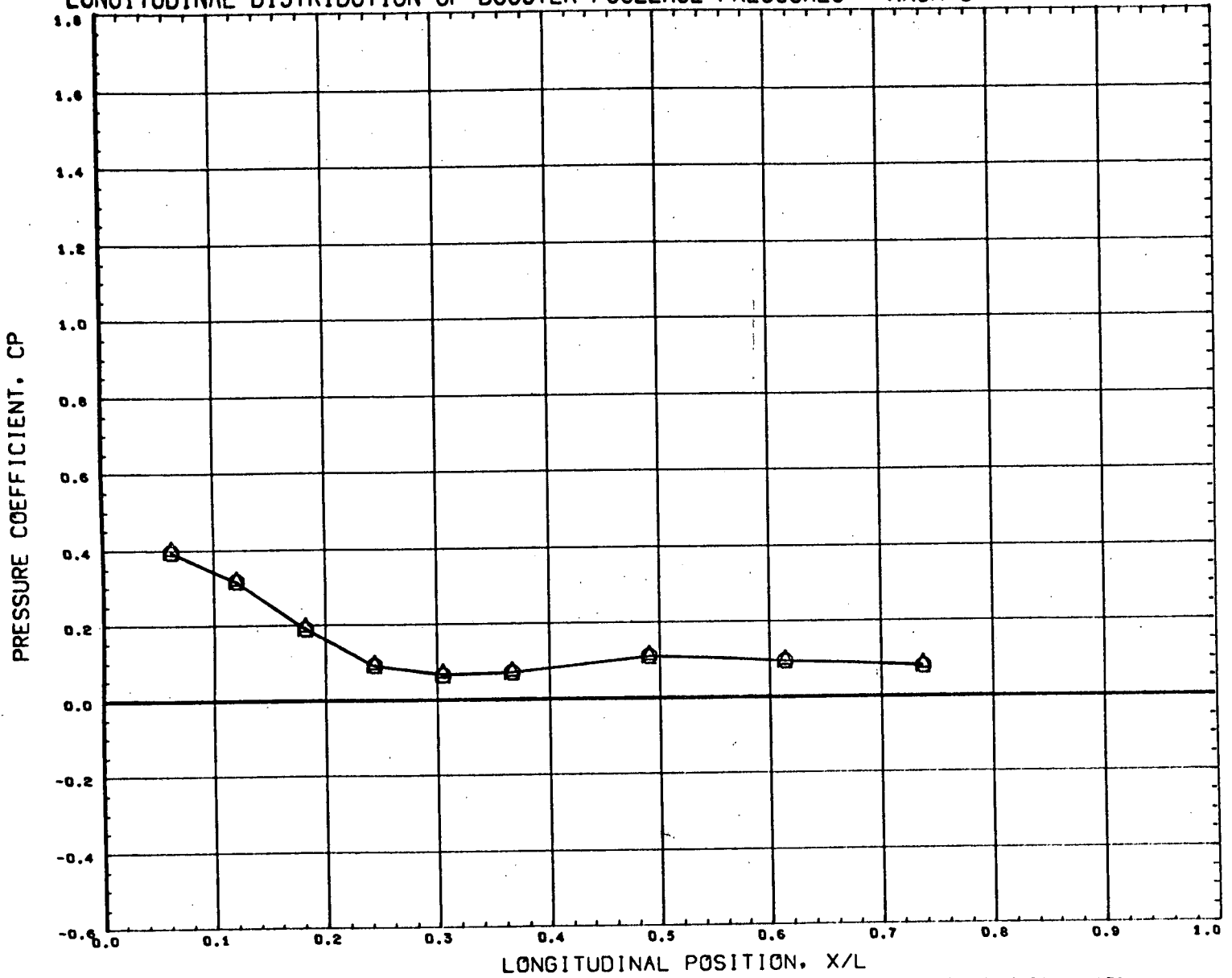
REFERENCE FILE

AEDC VA1163 MDAC BOOSTER (BODY)

•AT8311•

PAGE 14

LONGITUDINAL DISTRIBUTION OF BOOSTER FUSELAGE PRESSURES - MACH 3



SYMBOL	DELTA X	THETA	DELTA Z
○	0.390	45.000	0.908
△	0.480		

PARAMETRIC VALUES			
BETA	0.000	ALPHAD	- 9.979
MACH	3.000	ALPHA1	0.000
ORBPOW	100.000	BSTPOW	50.000

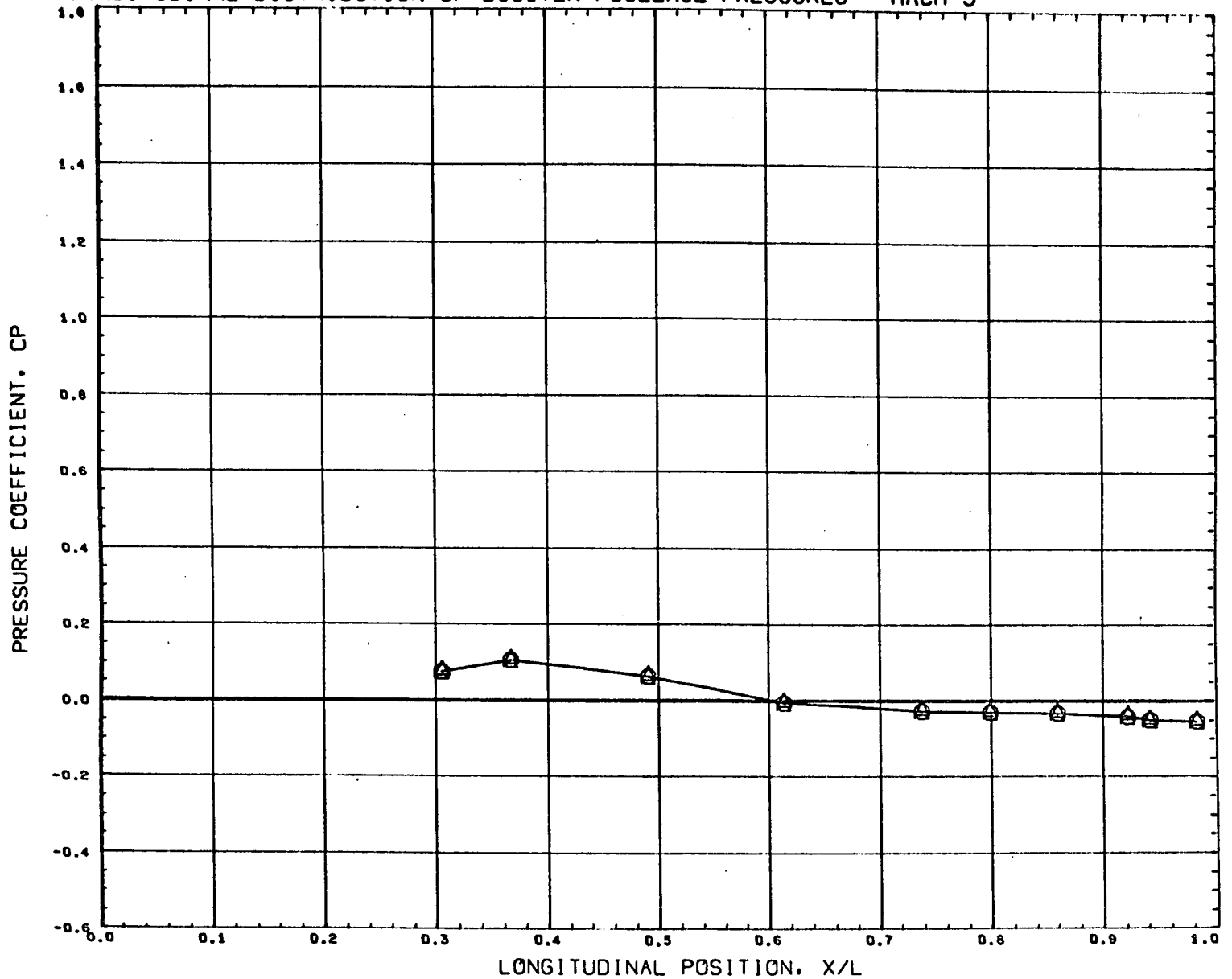
REFERENCE FILE

AEDC VA1163 MDAC BOOSTER (BODY)

•AT8311•

PAGE 15

LONGITUDINAL DISTRIBUTION OF BOOSTER FUSELAGE PRESSURES - MACH 3



SYMBOL	DELTA X	THETA	DELTA Z
○	0.390	90.000	0.908
△	0.480		

PARAMETRIC VALUES			
BETA	0.000	ALPHA B	- 9.979
MACH	3.000	ALPHA I	0.000
ORBPOW	100.000	BSTPOW	50.000

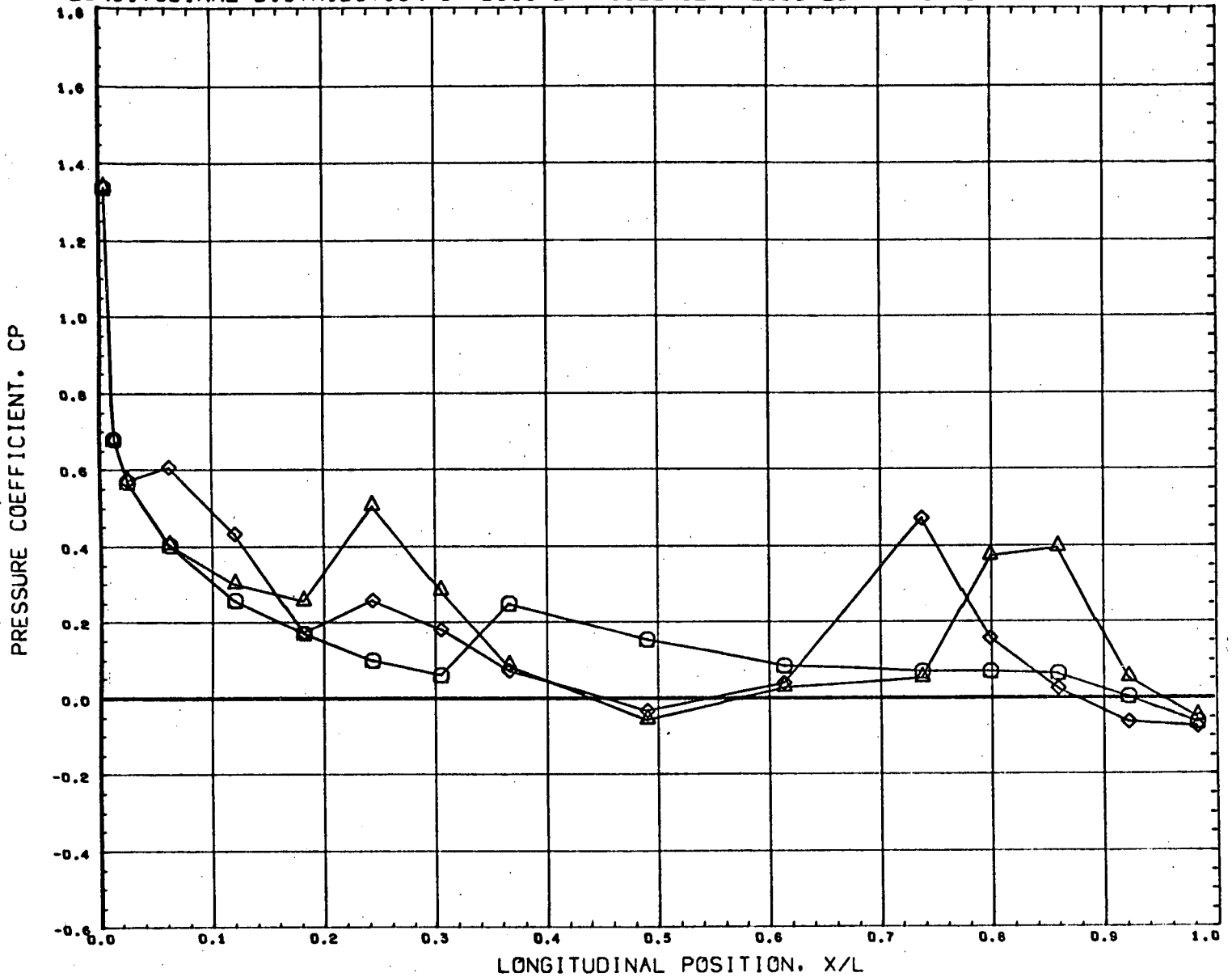
REFERENCE FILE

AEDC VA1163 MDAC BOOSTER (BODY)

•AT8311•

PAGE 16

LONGITUDINAL DISTRIBUTION OF BOOSTER FUSELAGE PRESSURES - MACH 3



SYMBOL	DELTA X	THETA	DELTA Z
○	0.143	0.000	0.120
Δ	0.103		
◇	0.228		

PARAMETRIC VALUES			
BETA	0.000	ALPHAB	4.945
MACH	3.000	ALPHA1	0.000
ORBPOW	100.000	BSTPOW	90.000

REFERENCE FILE

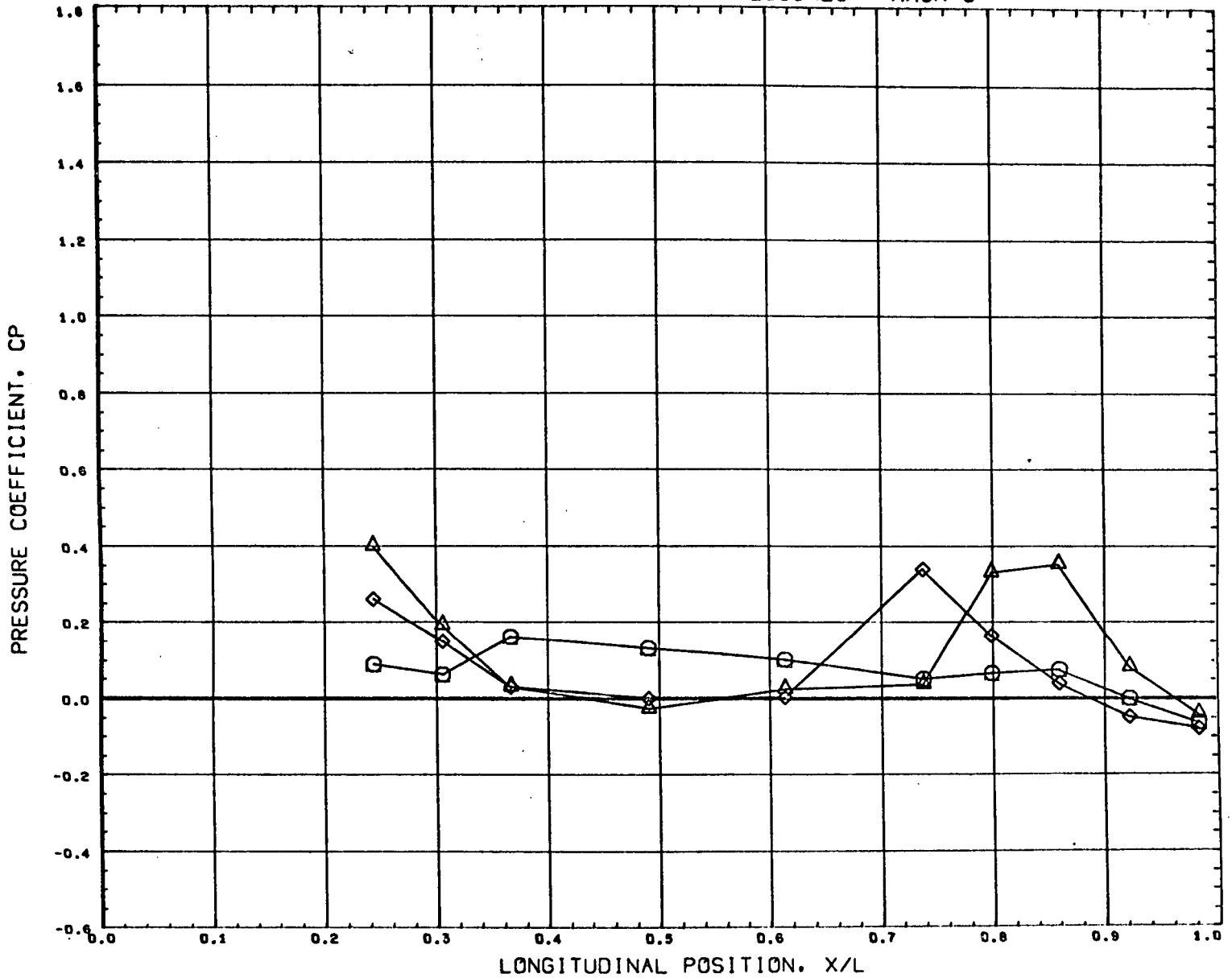
AEDC VA1163 MDAC BOOSTER (BODY)

•AT8312•

PAGE 17

2/12

LONGITUDINAL DISTRIBUTION OF BOOSTER FUSELAGE PRESSURES - MACH 3



SYMBOL	DELTA X	THETA	DELTA Z
○	0.143	24.000	0.120
△	0.103		
◇	0.228		

PARAMETRIC VALUES		
BETA	0.000	ALPHAB - 4.945
MACH	3.000	ALPHA1 0.000
ORBPOW	100.000	BSTPOW 50.000

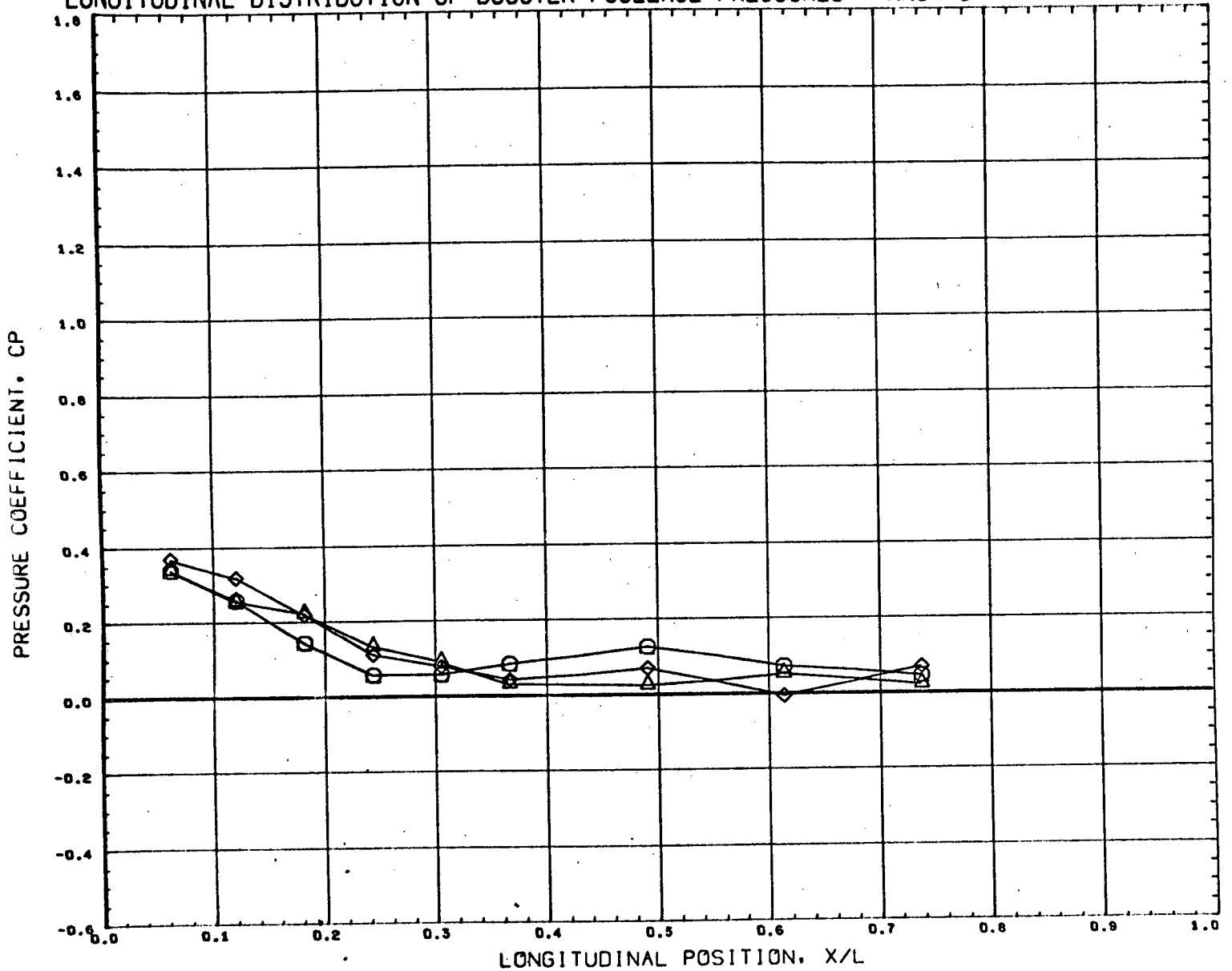
REFERENCE FILE

AEDC VA1163 MDAC BOOSTER (BODY)

•AT8312•

PAGE 18

LONGITUDINAL DISTRIBUTION OF BOOSTER FUSELAGE PRESSURES - MACH 3



SYMBOL	DELTA X	THETA	DELTA Z
○	0.143	45.000	0.120
△	0.103		
◇	0.228		

PARAMETRIC VALUES			
BETA	0.000	ALPHAB	4.945
MACH	3.000	ALPHA I	0.000
ORBPOW	100.000	BSTPOW	50.000

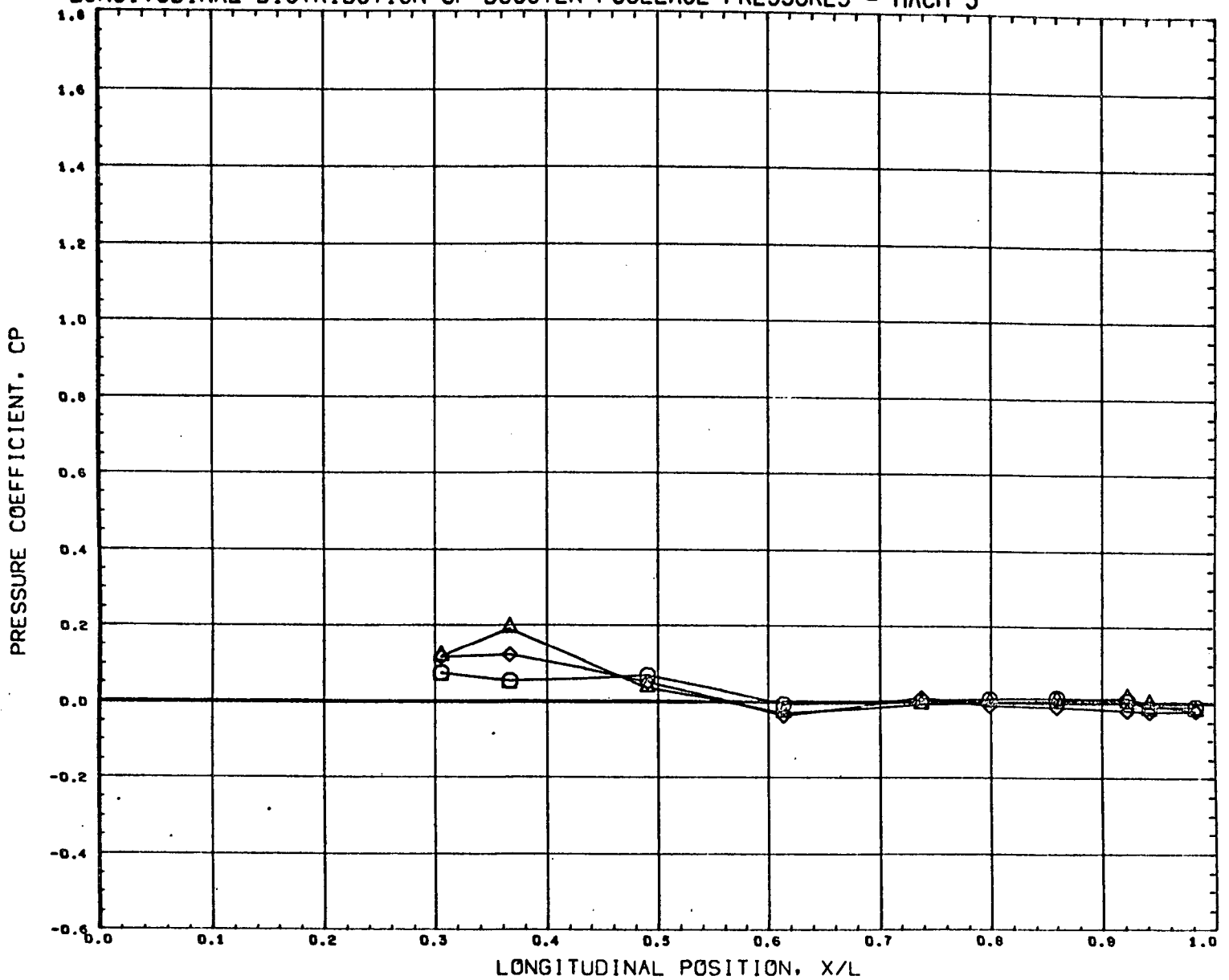
REFERENCE FILE

AEDC VA1163 MDAC BOOSTER (BODY)

•AT8312•

PAGE 19

LONGITUDINAL DISTRIBUTION OF BOOSTER FUSELAGE PRESSURES - MACH 3



SYMBOL	DELTA X	THETA	DELTA Z
○	0.143	90.000	0.120
△	0.103		
◇	0.226		

PARAMETRIC VALUES			
BETA	0.000	ALPHAB	- 4.945
MACH	3.000	ALPHA1	0.000
ORBPOW	100.000	BSTPOW	50.000

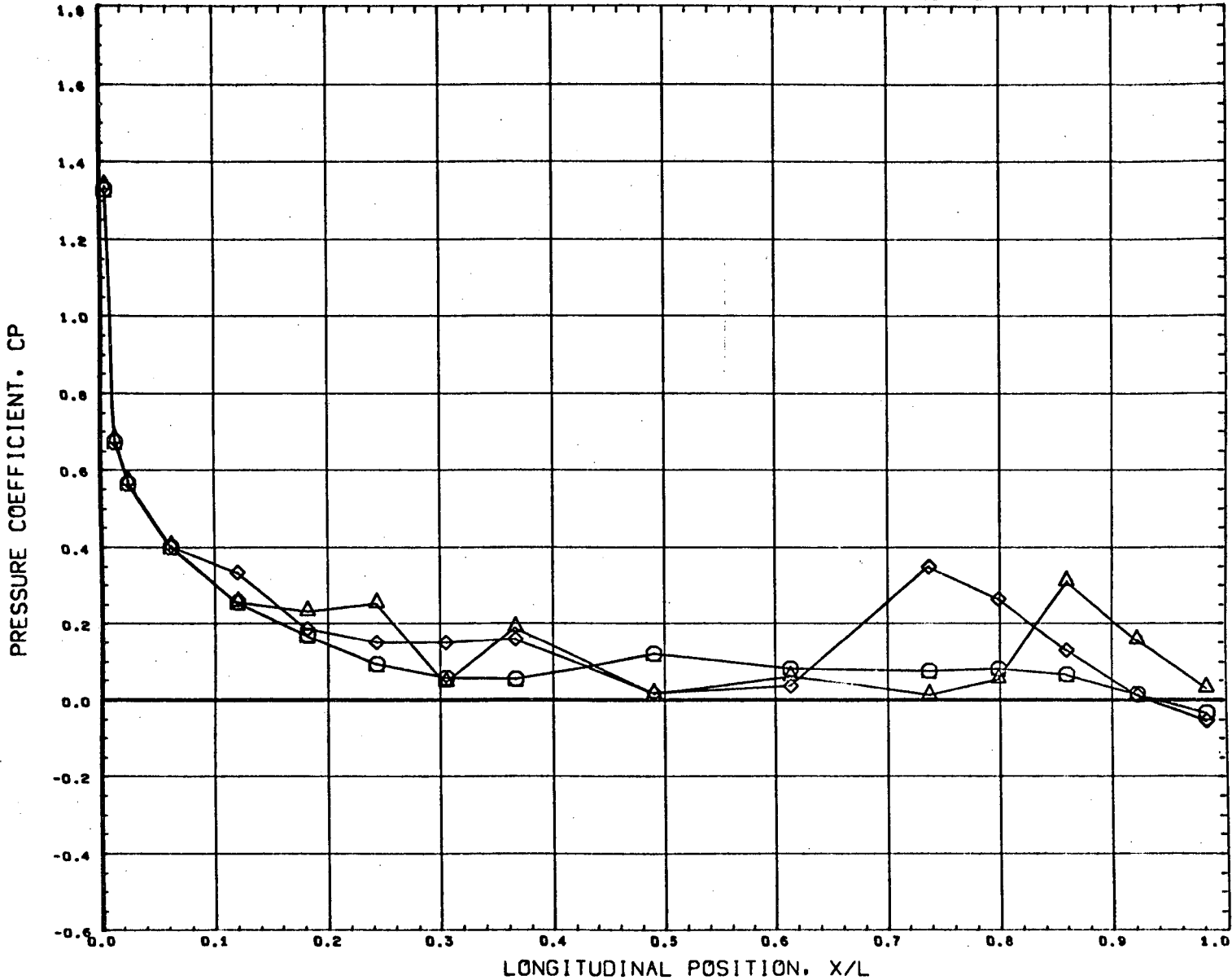
REFERENCE FILE

AEDC VA1163 MDAC BOOSTER (BODY)

•AT8312•

PAGE 20

LONGITUDINAL DISTRIBUTION OF BOOSTER FUSELAGE PRESSURES - MACH 3

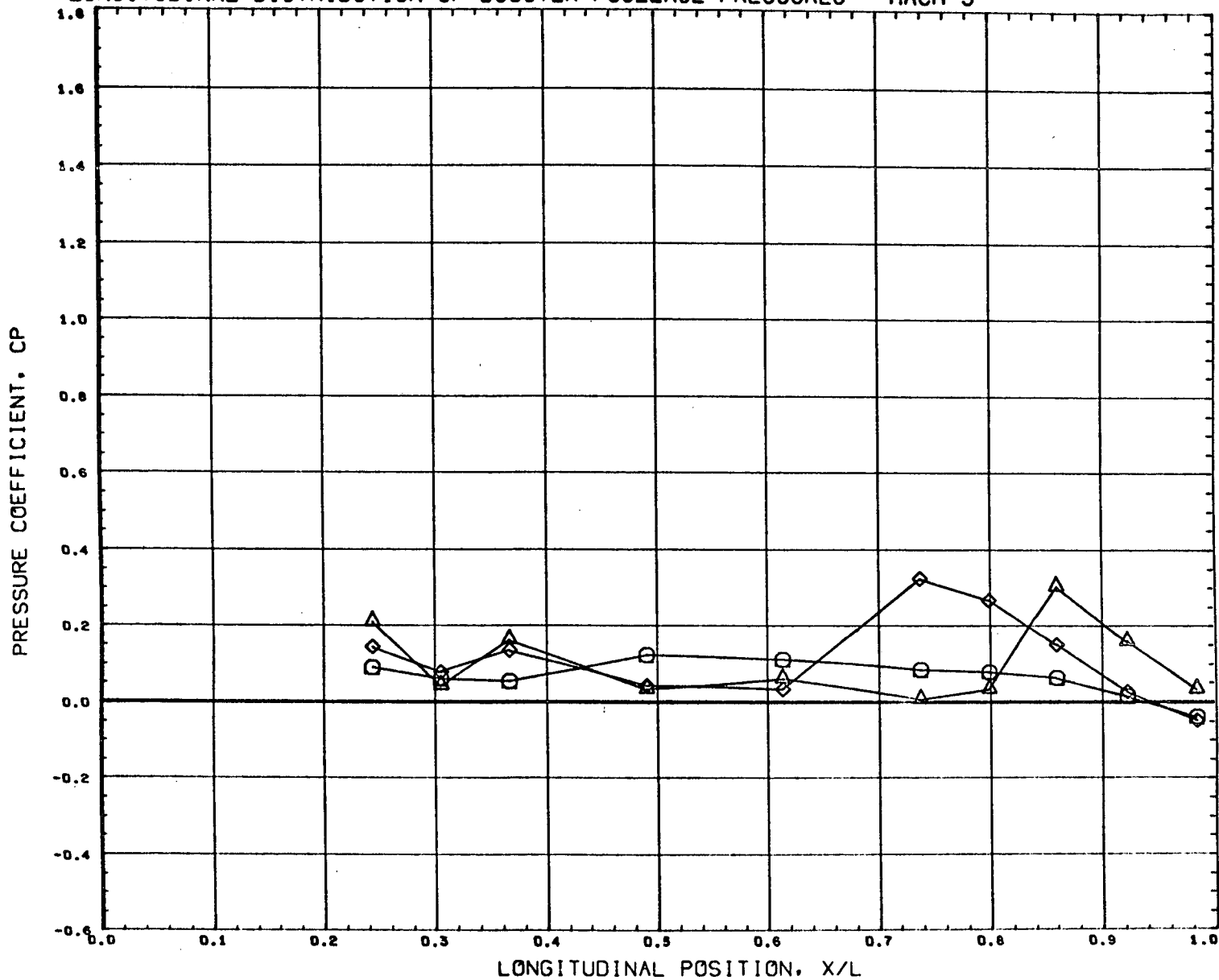


SYMBOL	DELTA X	THETA	DELTA Z
○	0.143	0.000	0.151
△	0.103		
◇	0.227		

PARAMETRIC VALUES		
BETA	0.000	ALPHAB - 4.945
MACH	3.000	ALPHA 0.000
ORBPOW	100.000	BSTPOW 50.000

REFERENCE FILE

LONGITUDINAL DISTRIBUTION OF BOOSTER FUSELAGE PRESSURES - MACH 3

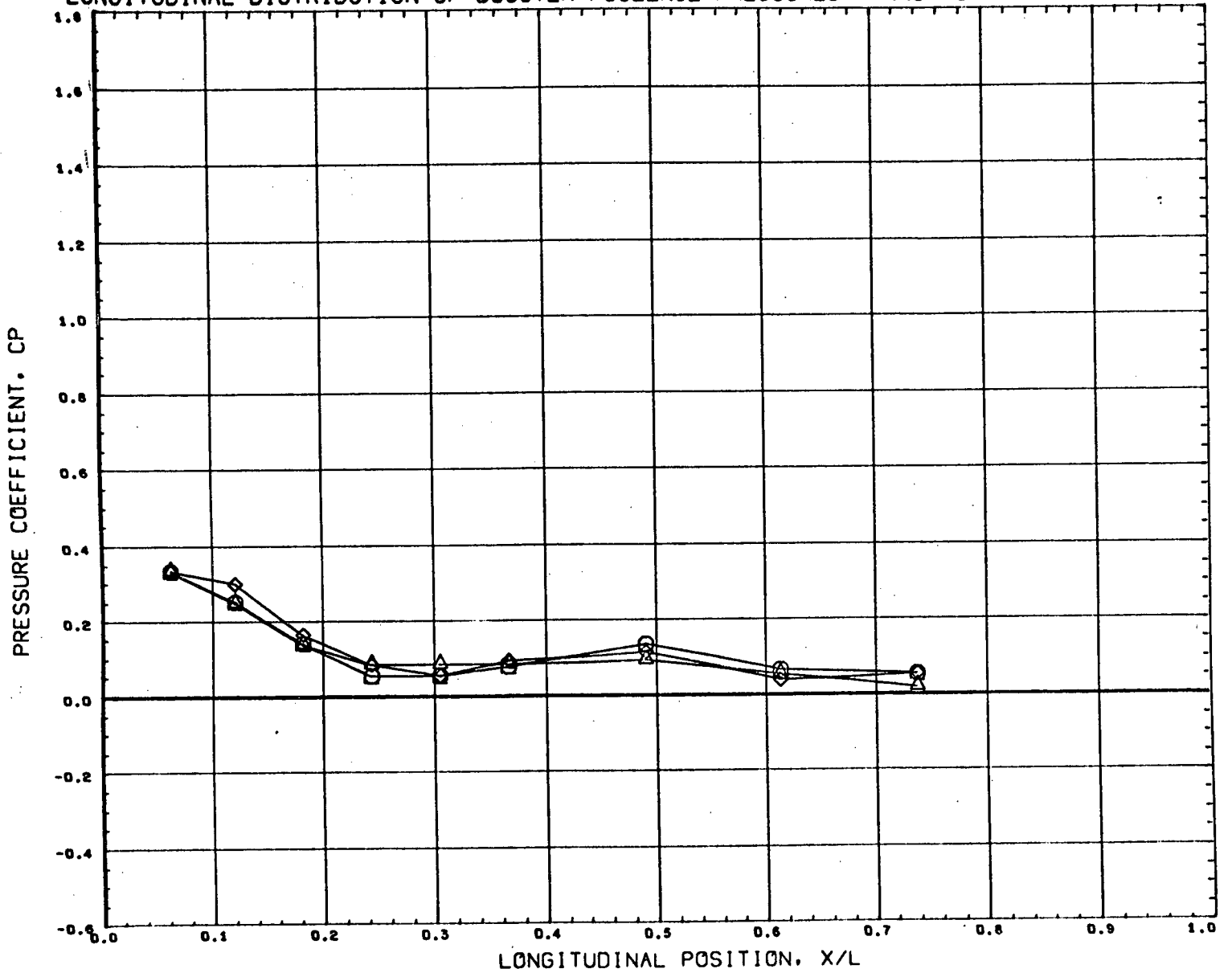


SYMBOL	DELTA X	THETA	DELTA Z
○	0.143	24.000	0.151
△	0.103		
◇	0.227		

PARAMETRIC VALUES			
BETA	0.000	ALPHAB	4.945
MACH	3.000	ALPHAI	0.000
ORBPOW	100.000	BSTPOW	50.000

REFERENCE FILE

LONGITUDINAL DISTRIBUTION OF BOOSTER FUSELAGE PRESSURES - MACH 3



SYMBOL	DELTA X	THETA	DELTA Z
○	0.143	45.000	0.151
△	0.103		
◇	0.227		

PARAMETRIC VALUES			
BETA	0.000	ALPHAB	4.945
MACH	3.000	ALPHA1	0.000
ORBPOW	100.000	BSTPOW	50.000

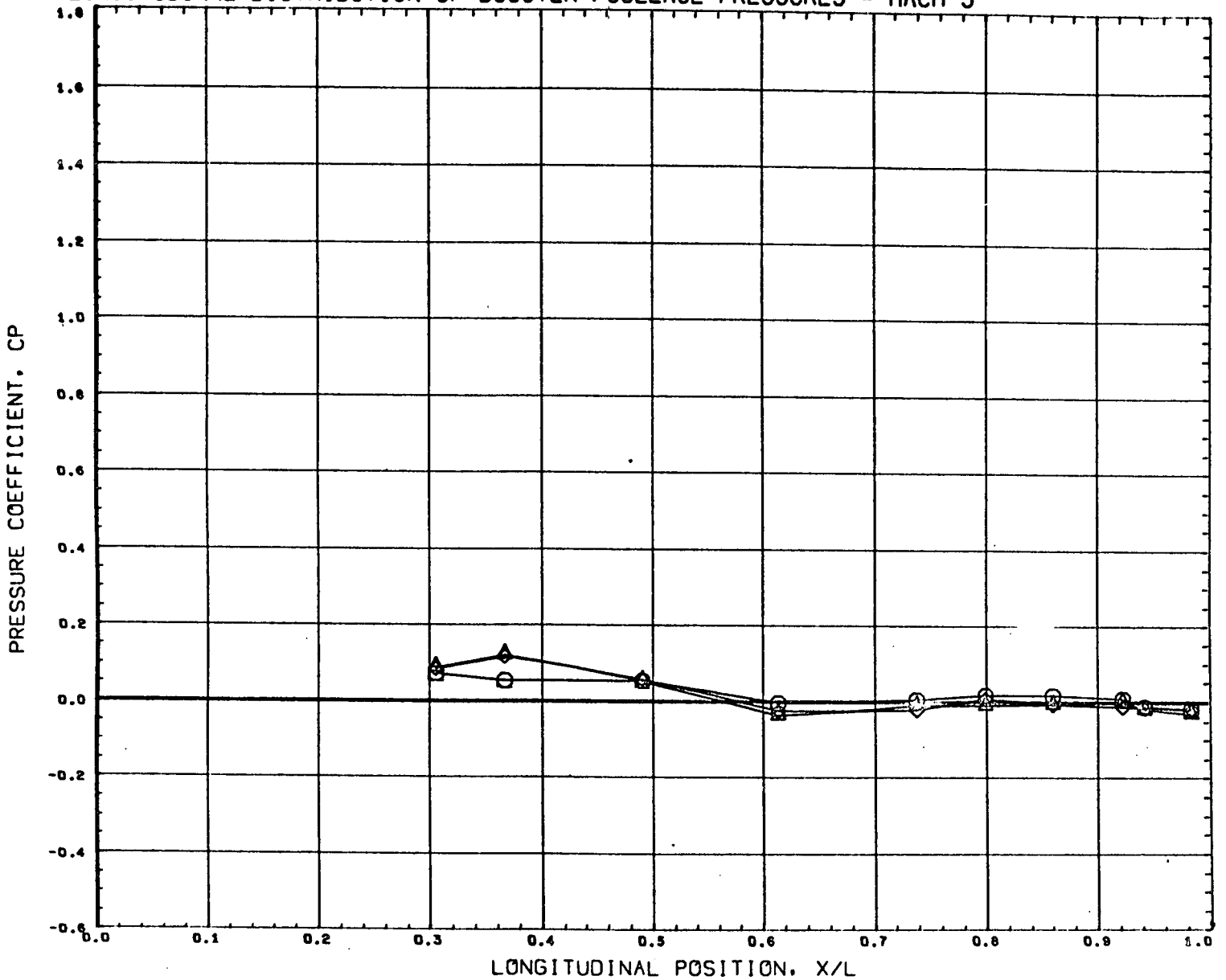
REFERENCE FILE

AEDC VA1163 MDAC BOOSTER (BODY)

•AT8312•

PAGE 23

LONGITUDINAL DISTRIBUTION OF BOOSTER FUSELAGE PRESSURES - MACH 3



SYMBOL	DELTA X	THETA	DELTA Z
○	0.143	90.000	0.151
△	0.103		
◇	0.227		

PARAMETRIC VALUES		
BETA	0.000	ALPHAC - 4.945
MACH	3.000	ALPHA1 0.000
ORBPOW	100.000	BSTPOW 50.000

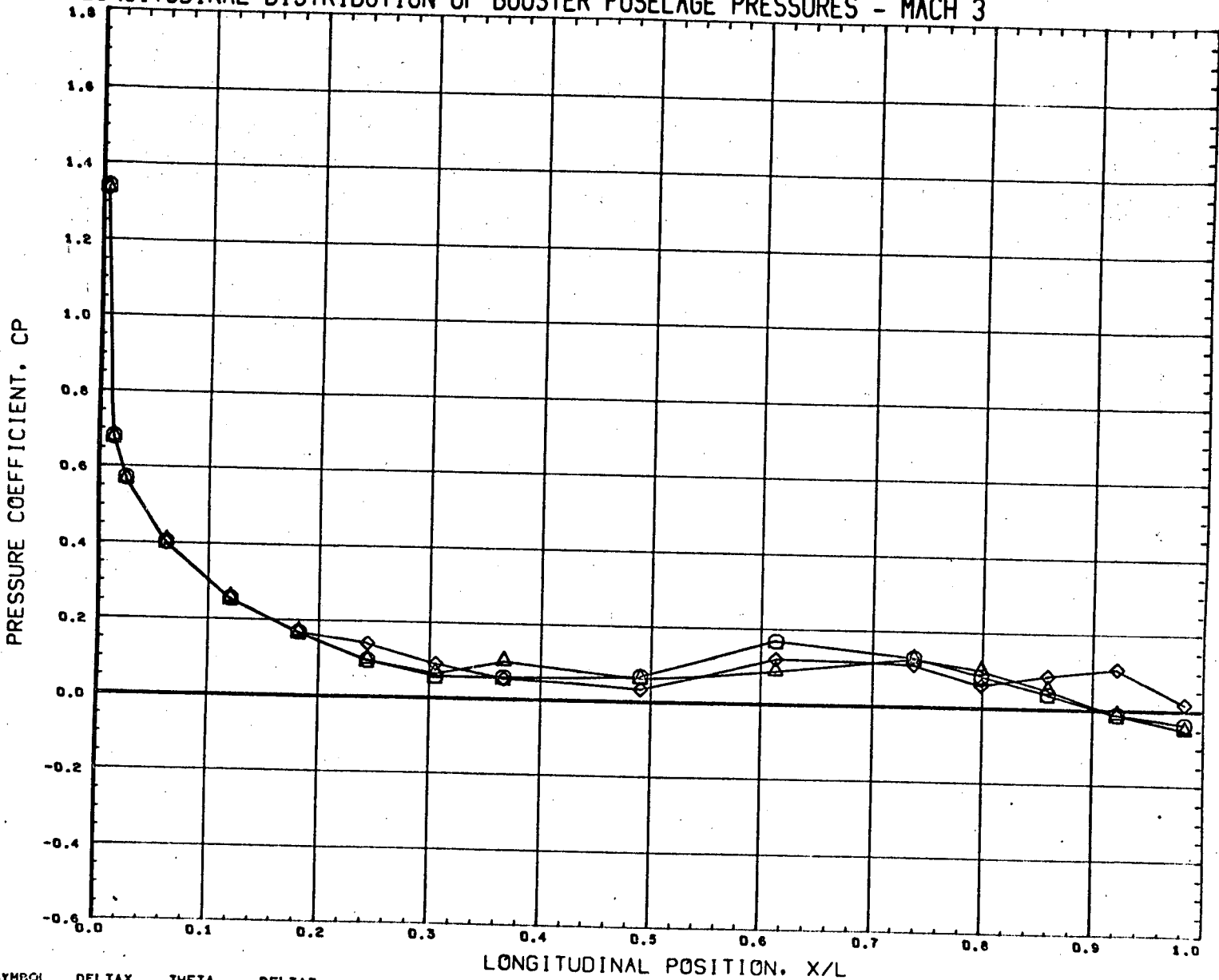
REFERENCE FILE

AEDC VA1163 MDAC BOOSTER (BODY)

•AT8312•

PAGE 24

LONGITUDINAL DISTRIBUTION OF BOOSTER FUSELAGE PRESSURES - MACH 3



SYMBOL	DELTA X	THETA	DELTA Z
○	0.143	0.000	0.226
△	0.103		
◇	0.226		

PARAMETRIC VALUES			
BETA	0.000	ALPHAB	4.945
MACH	3.000	ALPHA I	0.000
ORBPOW	100.000	BSTPOW	50.000

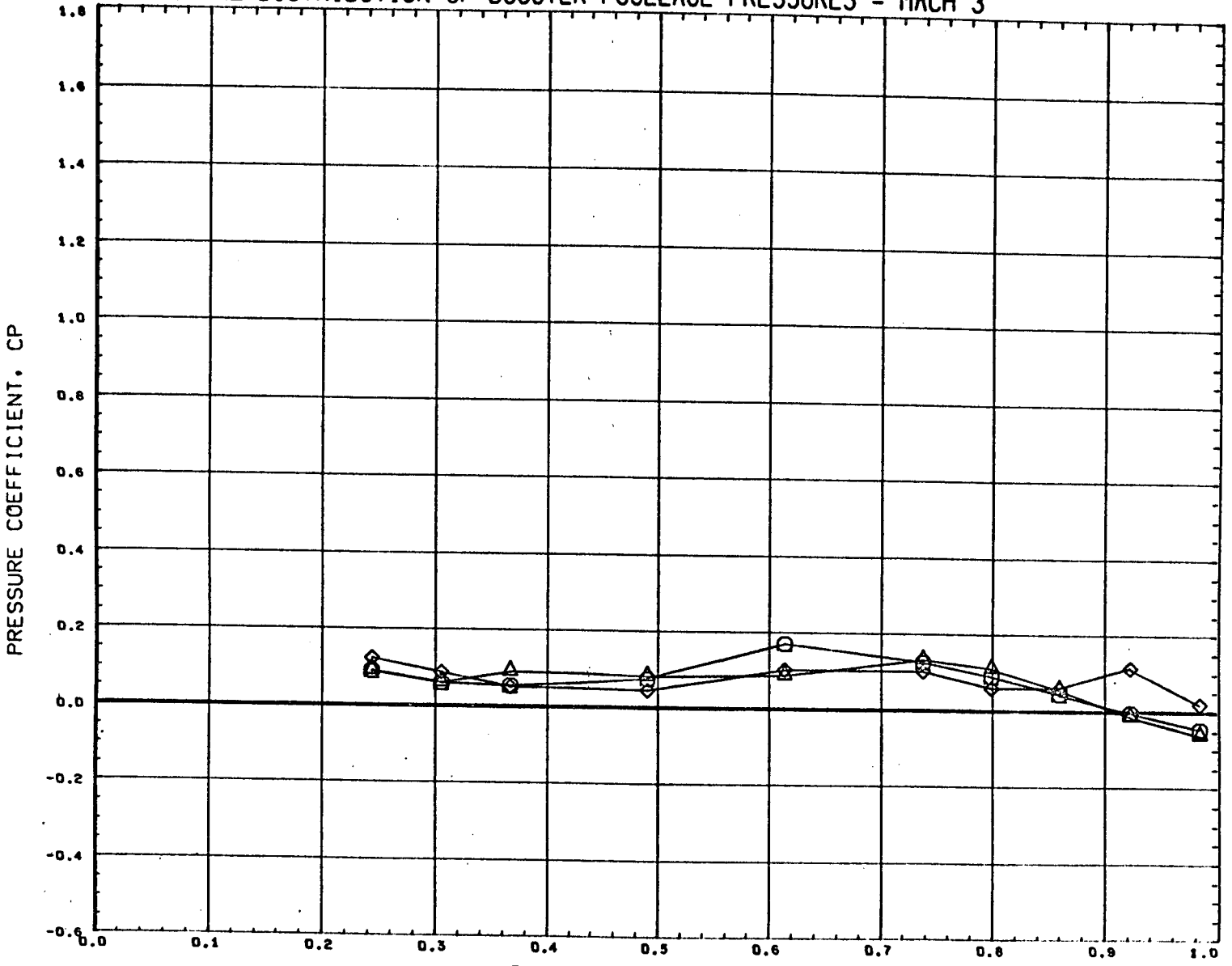
REFERENCE FILE

AEDC VA1163 MDAC BOOSTER (BODY)

•AT8312•

PAGE 25

LONGITUDINAL DISTRIBUTION OF BOOSTER FUSELAGE PRESSURES - MACH 3



SYMBOL	DELTA X	THETA	DELTA Z
○	0.143	24.000	0.228
△	0.103		
◇	0.226		

PARAMETRIC VALUES			
BETA	0.000	ALPHAB	- 4.945
MACH	3.000	ALPHA1	0.000
ORBPOW	100.000	BSTPOW	50.000

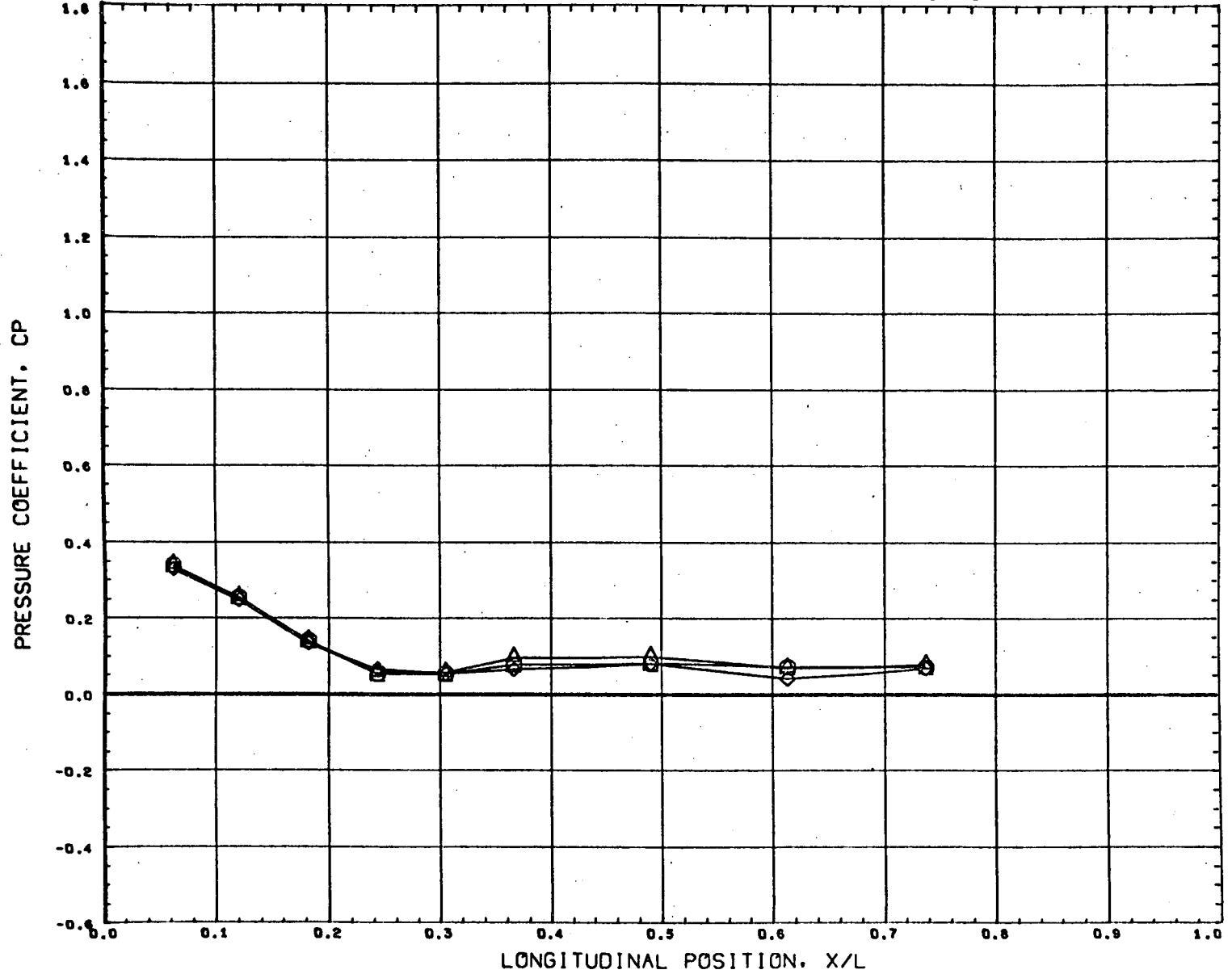
REFERENCE FILE

AEDC VA1163 MDAC BOOSTER (BODY)

•AT8312•

PAGE 26

LONGITUDINAL DISTRIBUTION OF BOOSTER FUSELAGE PRESSURES - MACH 3



SYMBOL	DELTAX	THETA	DELTAZ
○	0.143	45.000	0.228
△	0.103		
◇	0.226		

PARAMETRIC VALUES			
BETA	0.000	ALPHAB	4.945
MACH	3.000	ALPHA1	0.000
ORBPOW	100.000	BSTPOW	50.000

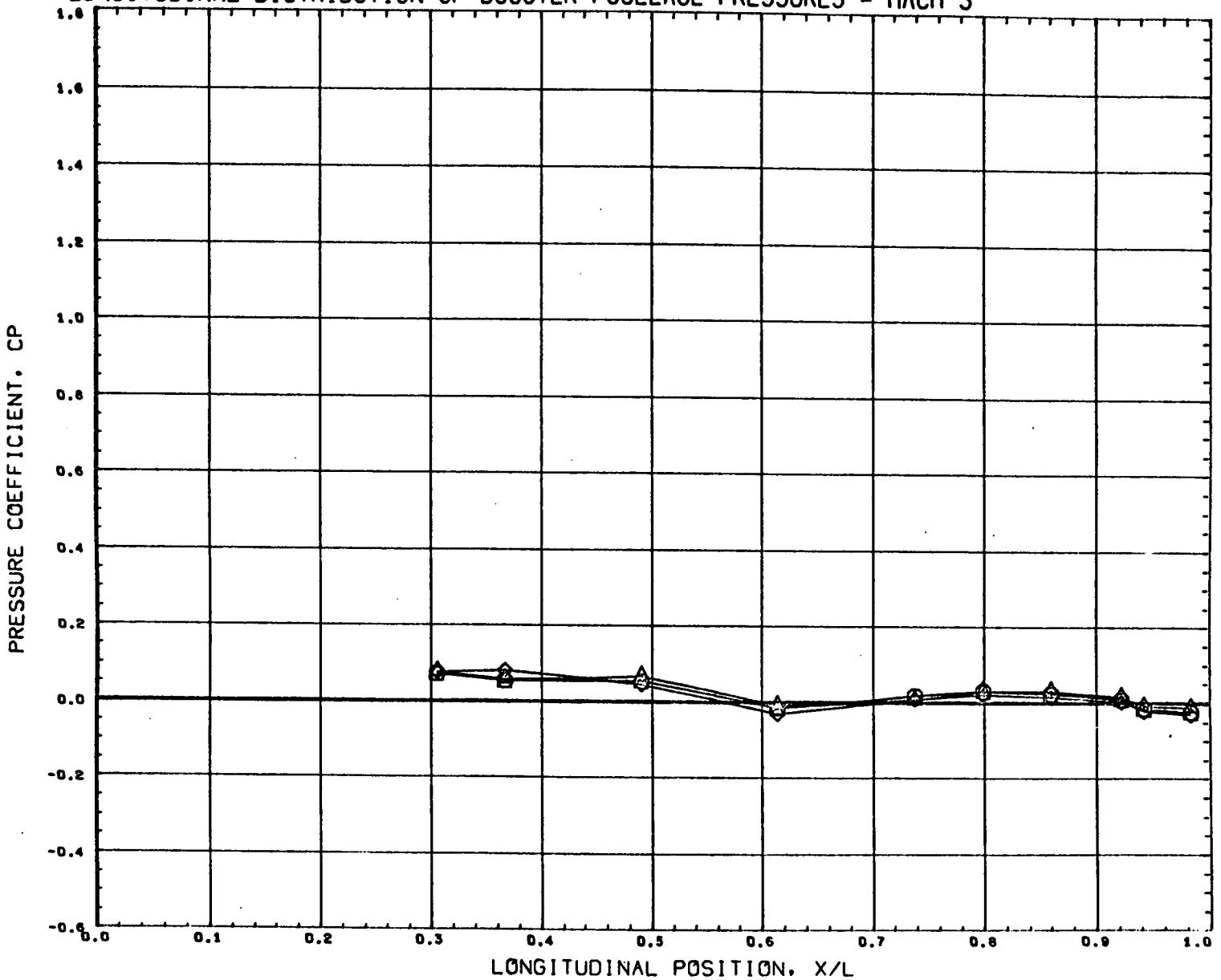
REFERENCE FILE

AEDC VA1163 MDAC BOOSTER (BODY)

•AT8312•

PAGE 27

LONGITUDINAL DISTRIBUTION OF BOOSTER FUSELAGE PRESSURES - MACH 3



SYMBOL	DELTA X	THETA	DELTA Z
○	0.143	90.000	0.228
△	0.103		
◇	0.226		

PARAMETRIC VALUES			
BETA	0.000	ALPHAB	- 4.945
MACH	3.000	ALPHA1	0.000
ORBPOW	100.000	BSTPOW	50.000

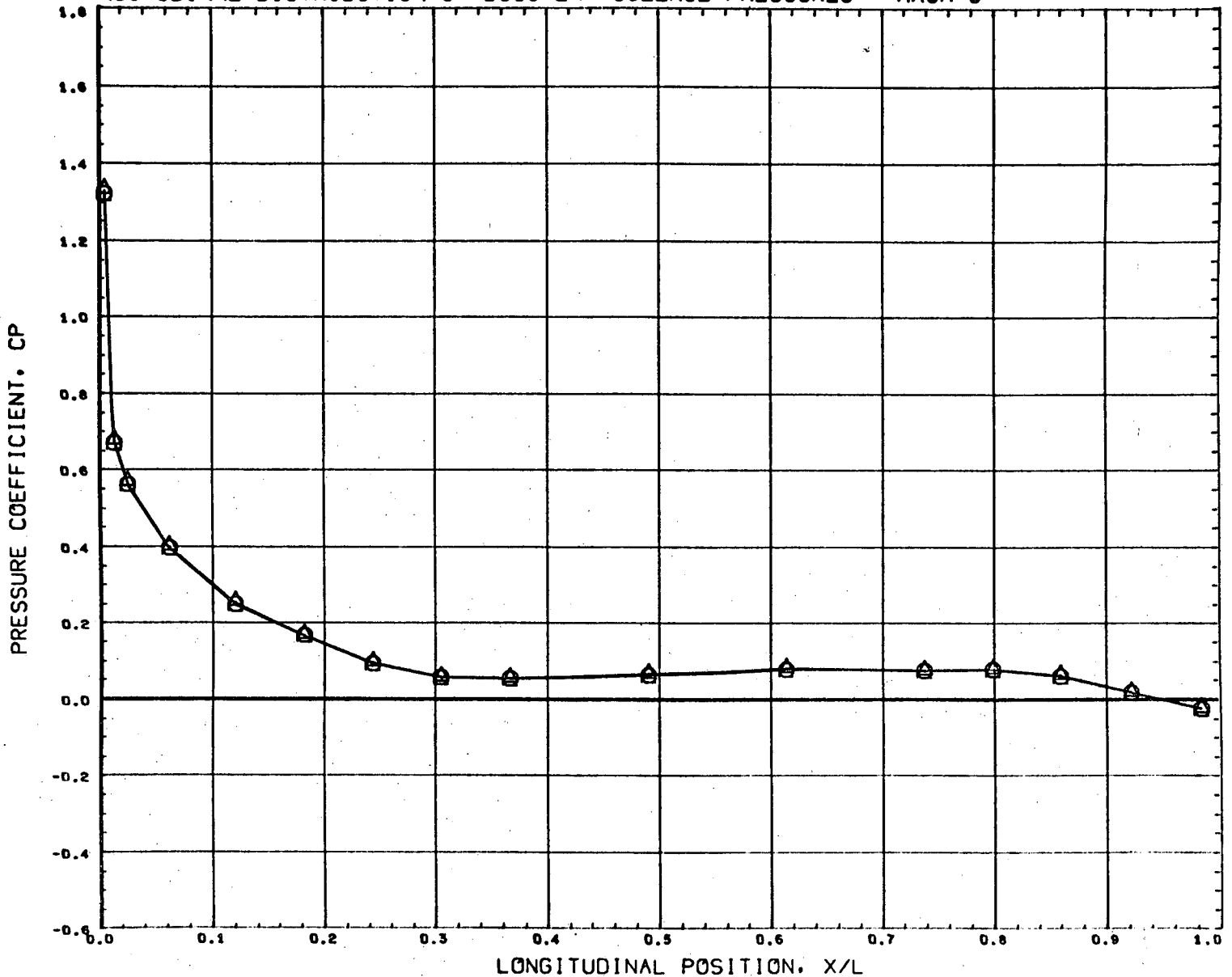
REFERENCE FILE

AEDC VA1163 MDAC BOOSTER (BODY)

•AT8312•

PAGE 28

LONGITUDINAL DISTRIBUTION OF BOOSTER FUSELAGE PRESSURES - MACH 3



SYMBOL	DELTA X	THETA	DELTA Z
○	0.390	0.000	0.908
△	0.478		

PARAMETRIC VALUES			
BETA	0.000	ALPHAB	4.945
MACH	3.000	ALPHA1	0.000
ORBPOW	100.000	BSTPOW	50.000

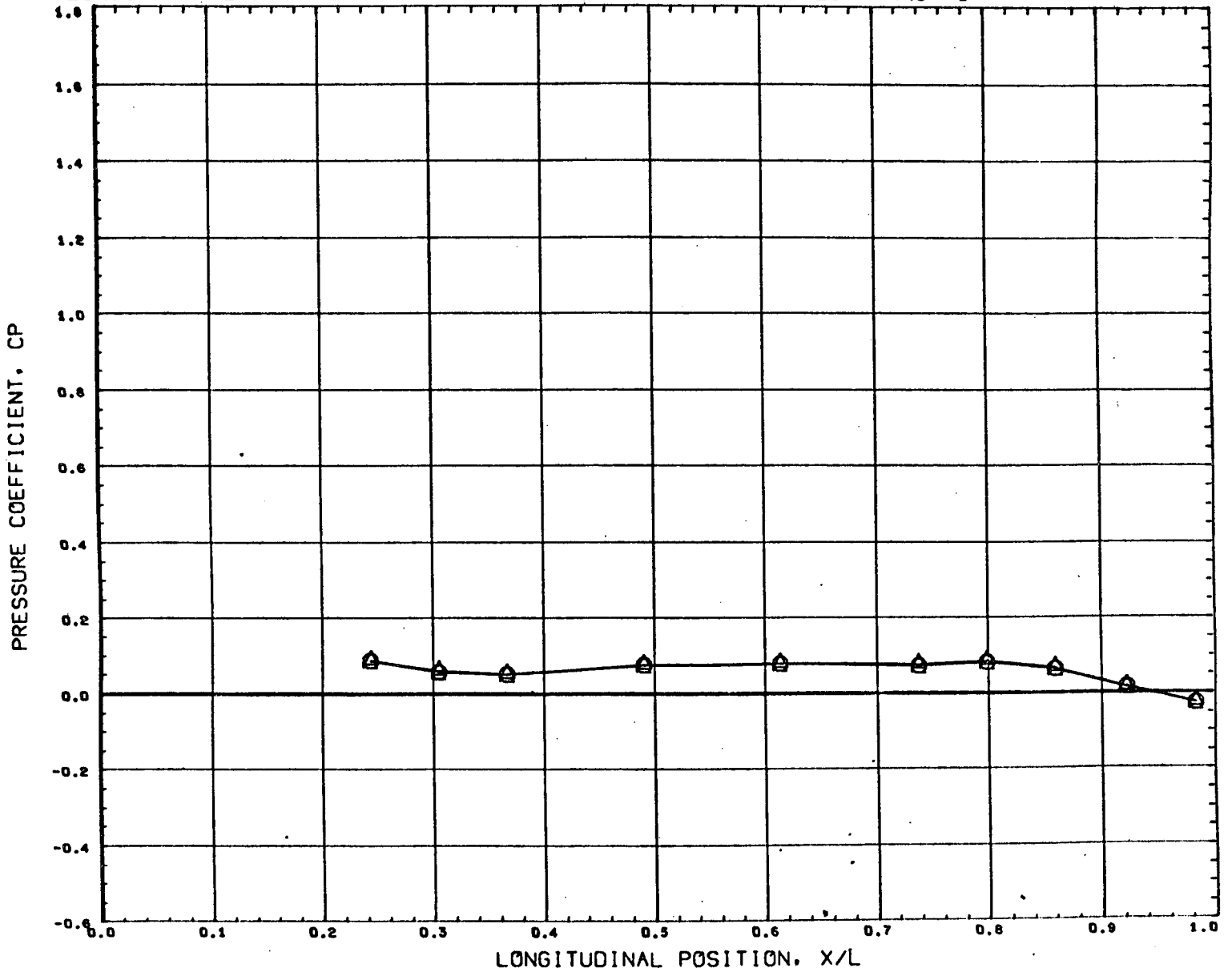
REFERENCE FILE

AEDC VA1163 MDAC BOOSTER (BODY)

•AT8312•

PAGE 29

LONGITUDINAL DISTRIBUTION OF BOOSTER FUSELAGE PRESSURES - MACH 3



SYMBOL	DELTA X	THETA	DELTA Z
○	0.390	24.000	0.908
△	0.478		

PARAMETRIC VALUES			
BETA	0.000	ALPHAB	4.945
MACH	3.000	ALPHA I	0.000
ORBPOW	100.000	BSTPOW	50.000

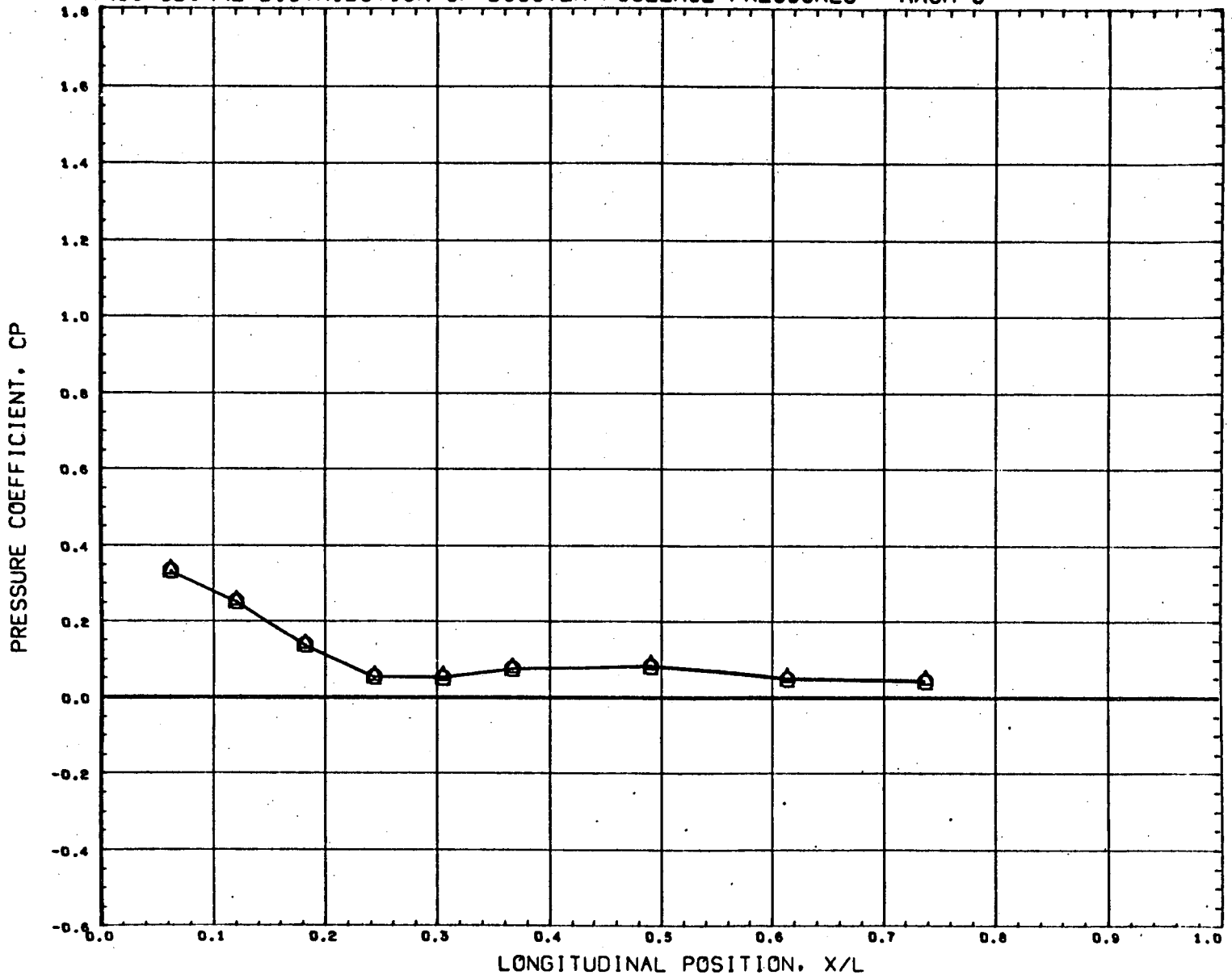
REFERENCE FILE

AEDC VA1163 MDAC BOOSTER (BODY)

•AT8312•

PAGE 30

LONGITUDINAL DISTRIBUTION OF BOOSTER FUSELAGE PRESSURES - MACH 3



SYMBOL	DELTA X	THETA	DELTA Z
○	0.390	45.000	0.908
△	0.478		

PARAMETRIC VALUES			
BETA	0.000	ALPHAB	4.945
MACH	3.000	ALPHA I	0.000
ORBPOW	100.000	BSTPOW	50.000

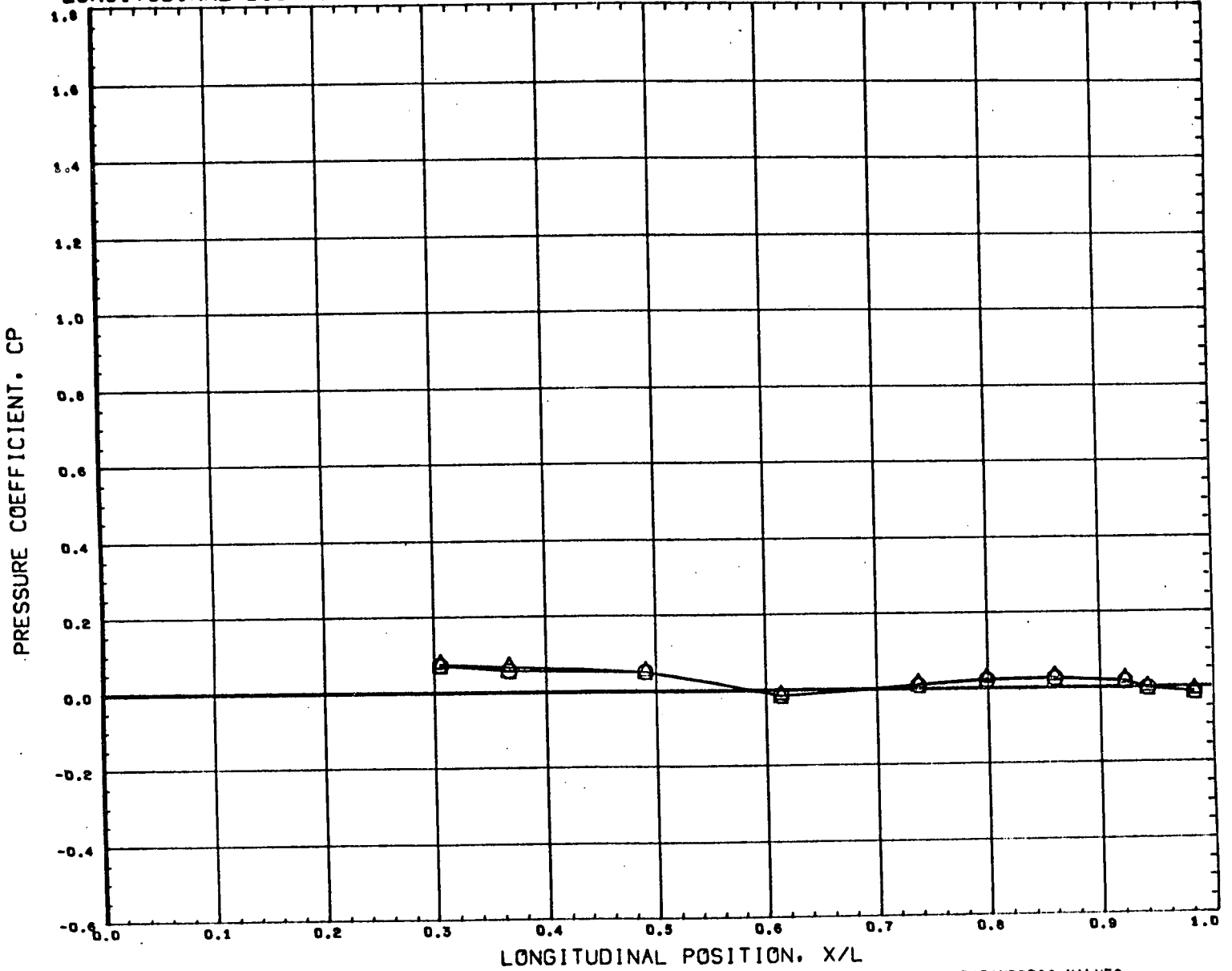
REFERENCE FILE

AEDC VA1163 MDAC BOOSTER (BODY)

•AT8312•

PAGE 31

LONGITUDINAL DISTRIBUTION OF BOOSTER FUSELAGE PRESSURES - MACH 3



SYMBOL	DELTA X	THETA	DELTA Z
○	0.390	90.000	0.908
△	0.478		

PARAMETRIC VALUES			
BETA	0.000	ALPHAB	- 4.945
MACH	3.000	ALPHA1	0.000
ORBPOW	100.000	BSTPOW	50.000

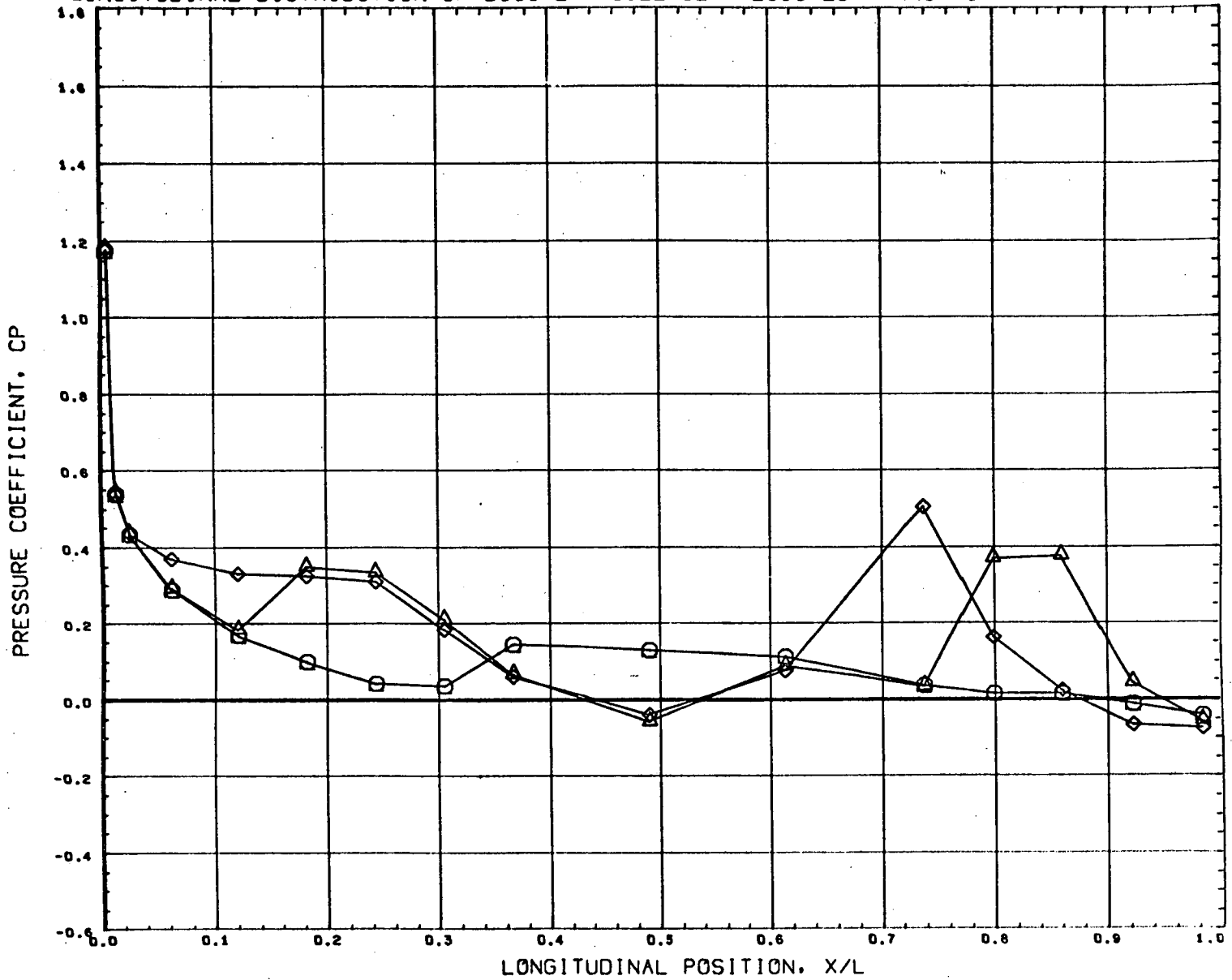
REFERENCE FILE

AEDC VA1163 MOAC BOOSTER (BODY)

•AT8312•

PAGE 32

LONGITUDINAL DISTRIBUTION OF BOOSTER FUSELAGE PRESSURES - MACH 3



SYMBOL	DELTA X	THETA	DELTA Z
○	0.143	0.000	0.120
△	0.102		
◇	0.228		

PARAMETRIC VALUES			
BETA	0.000	ALPHAB	0.008
MACH	3.000	ALPHA1	0.000
ORBPOW	100.000	BSTPOW	90.000

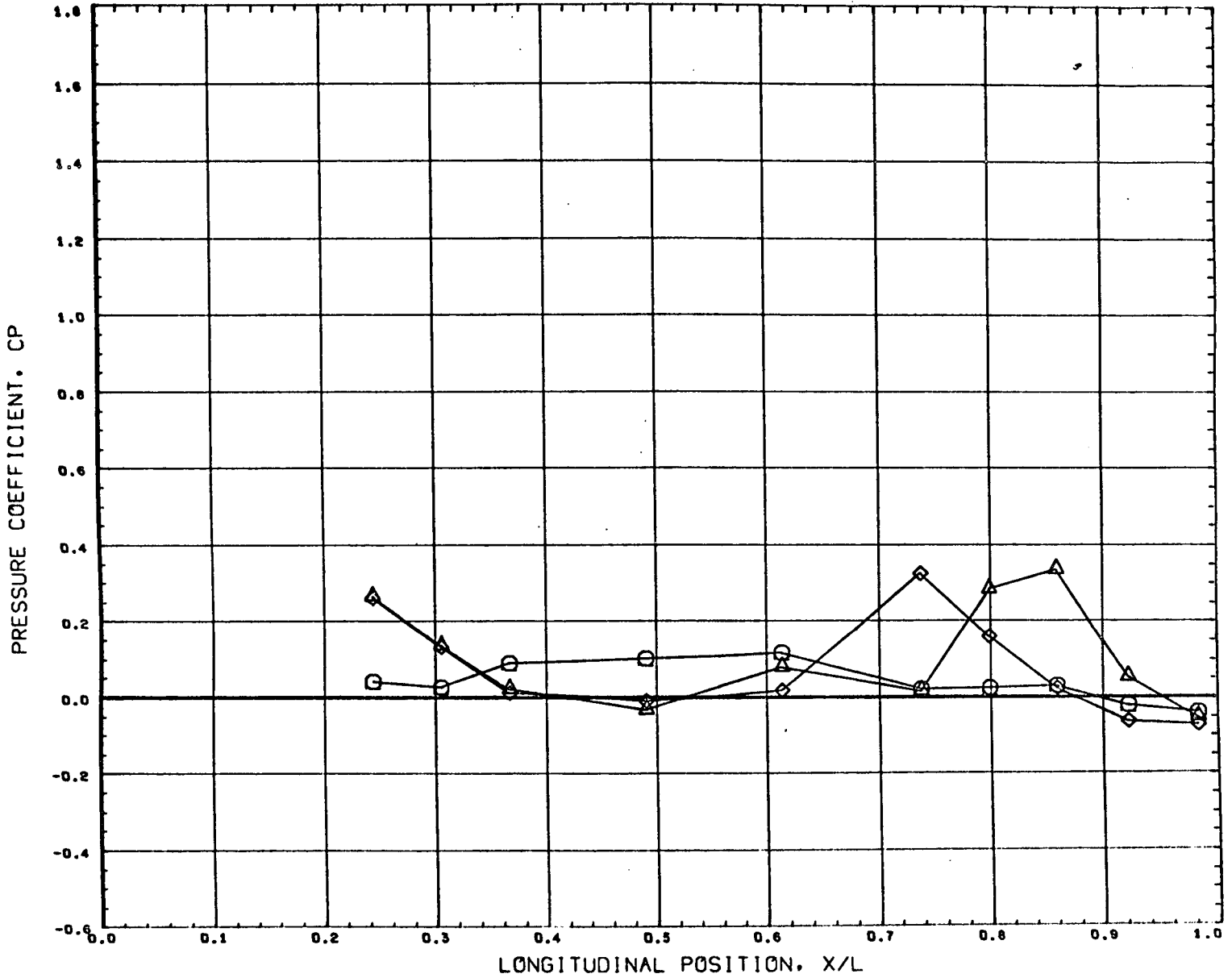
REFERENCE FILE

AEDC VA1163 MDAC BOOSTER (BODY)

•AT8313•

PAGE 33

LONGITUDINAL DISTRIBUTION OF BOOSTER FUSELAGE PRESSURES - MACH 3



SYMBOL	DELTA X	THETA	DELTA Z
○	0.143	24.000	0.120
△	0.102		
◇	0.228		

PARAMETRIC VALUES			
BETA	0.000	ALPHAB	0.008
MACH	3.000	ALPHA1	0.000
ORBPOW	100.000	BSTPOW	50.000

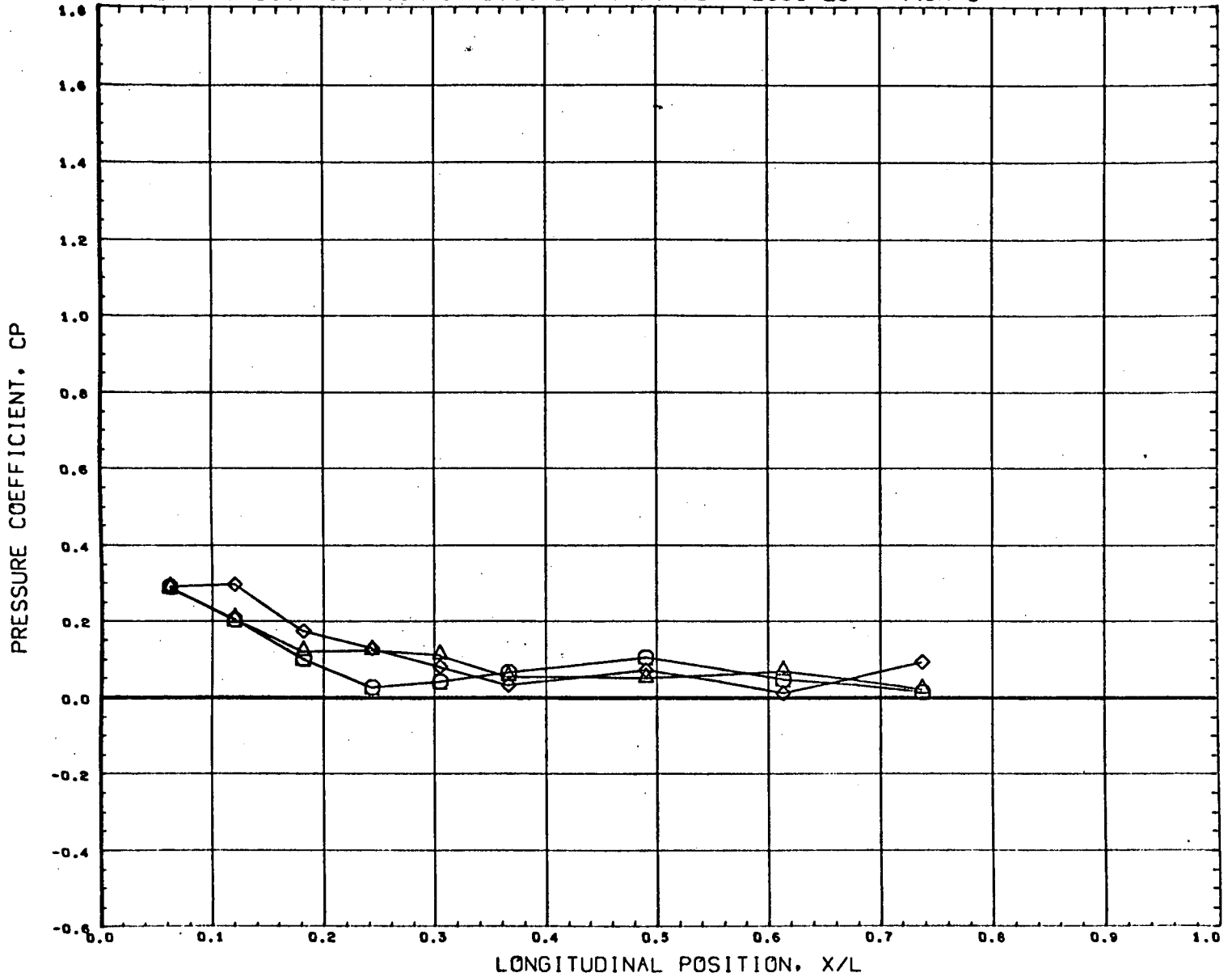
REFERENCE FILE

AEDC VA1163 MDAC BOOSTER (BODY)

•AT8313•

PAGE 34

LONGITUDINAL DISTRIBUTION OF BOOSTER FUSELAGE PRESSURES - MACH 3

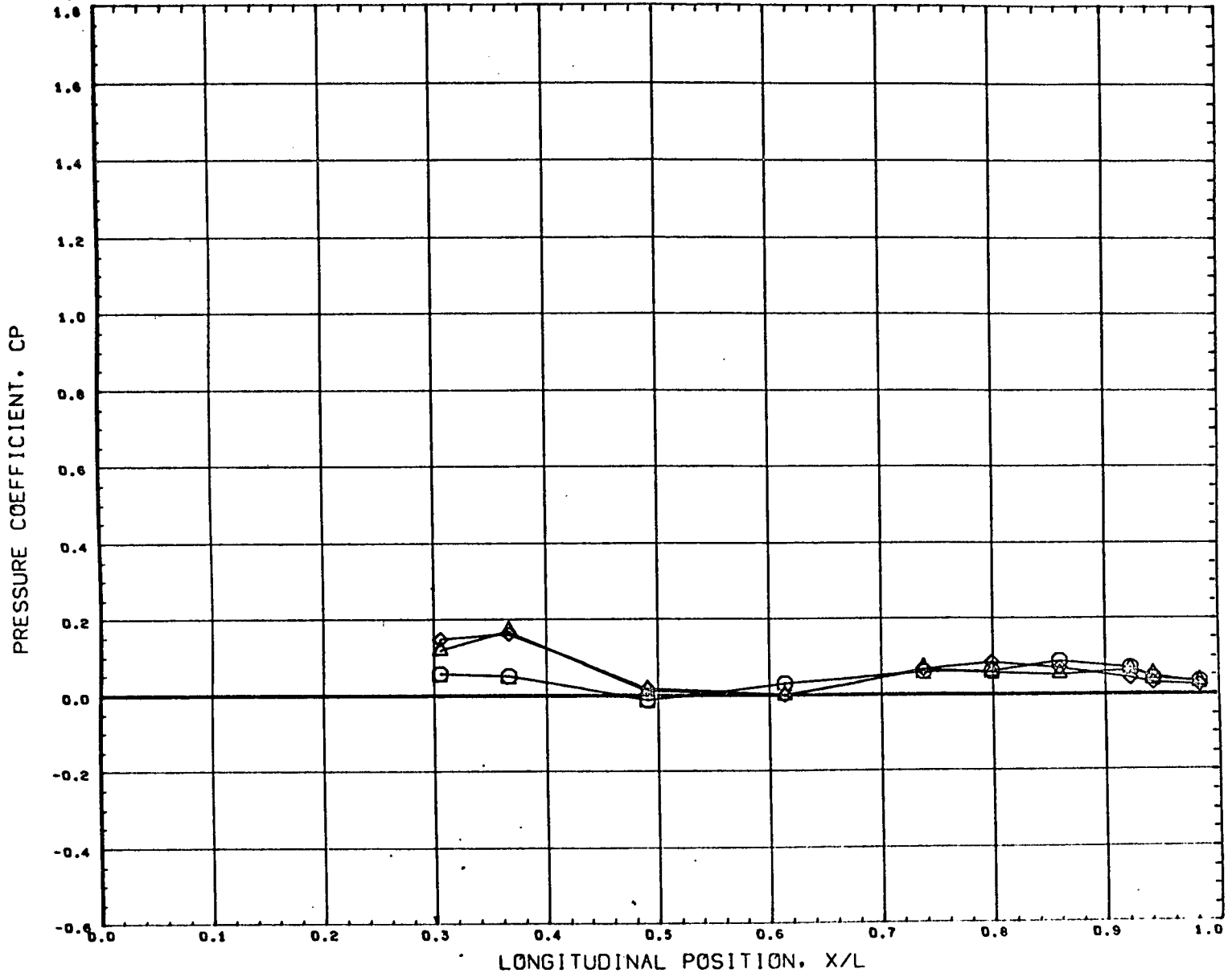


SYMBOL	DELTA X	THETA	DELTA Z
○	0.143	45.000	0.120
△	0.102		
◇	0.226		

PARAMETRIC VALUES			
BETA	0.000	ALPHAB	0.006
MACH	3.000	ALPHA I	0.000
ORBPOW	100.000	BSTPOW	50.000

REFERENCE FILE

LONGITUDINAL DISTRIBUTION OF BOOSTER FUSELAGE PRESSURES - MACH 3



SYMBOL	DELTA X	THETA	DELTA Z
○	0.143	90.000	0.120
△	0.102		
◇	0.228		

PARAMETRIC VALUES			
BETA	0.000	ALPHA ₀	0.000
MACH	3.000	ALPHA ₁	0.000
ORBPOW	100.000	BSTPOW	50.000

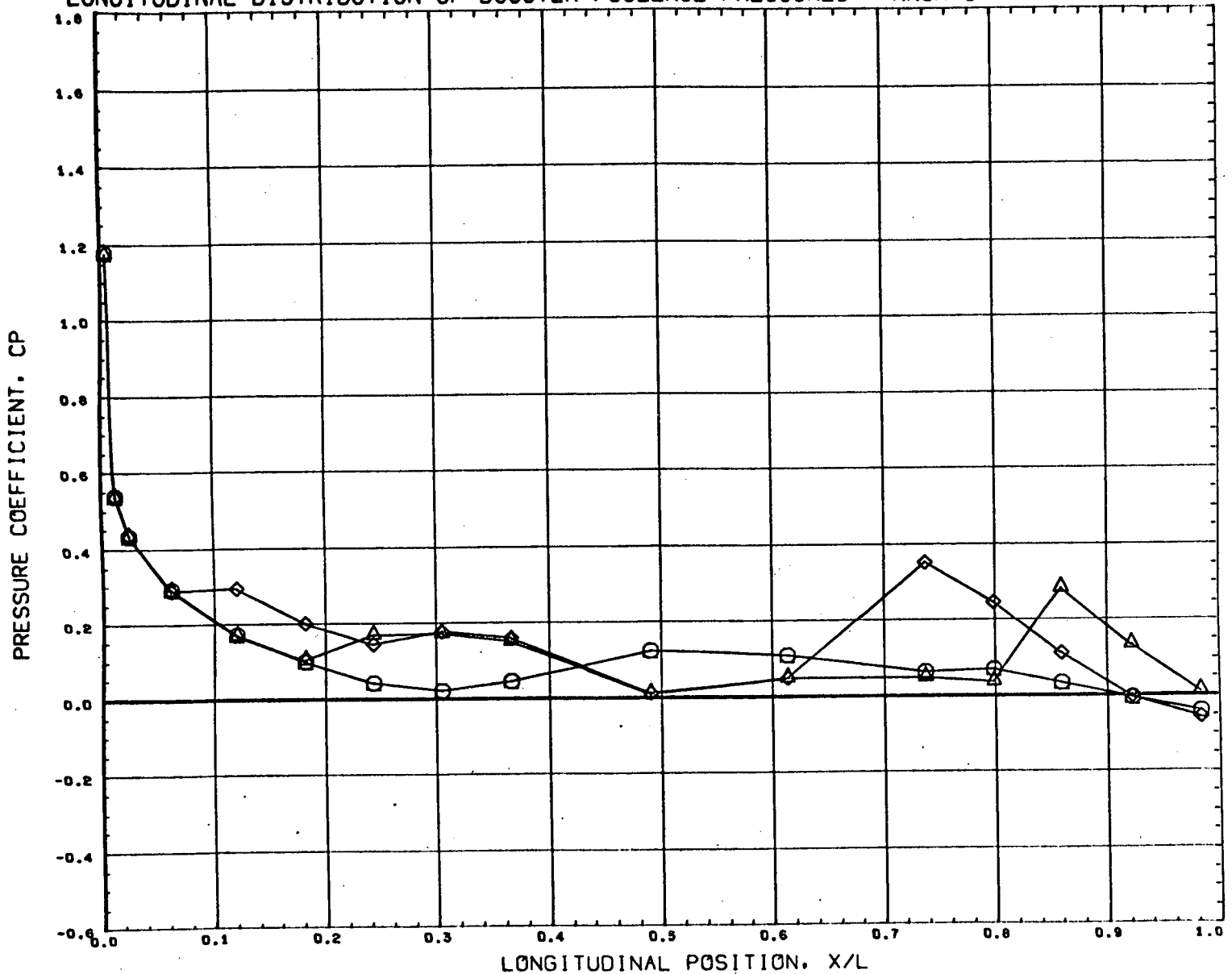
REFERENCE FILE

AEDC VA1163 MDAC BOOSTER (BODY)

•AT8313•

PAGE 36

LONGITUDINAL DISTRIBUTION OF BOOSTER FUSELAGE PRESSURES - MACH 3



SYMBOL	DELTA X	THETA	DELTA Z
○	0.144	0.000	0.151
△	0.103		
◇	0.225		

PARAMETRIC VALUES			
BETA	0.000	ALPHA	0.008
MACH	3.000	ALPHA I	0.000
ORBPOW	100.000	BSTPOW	50.000

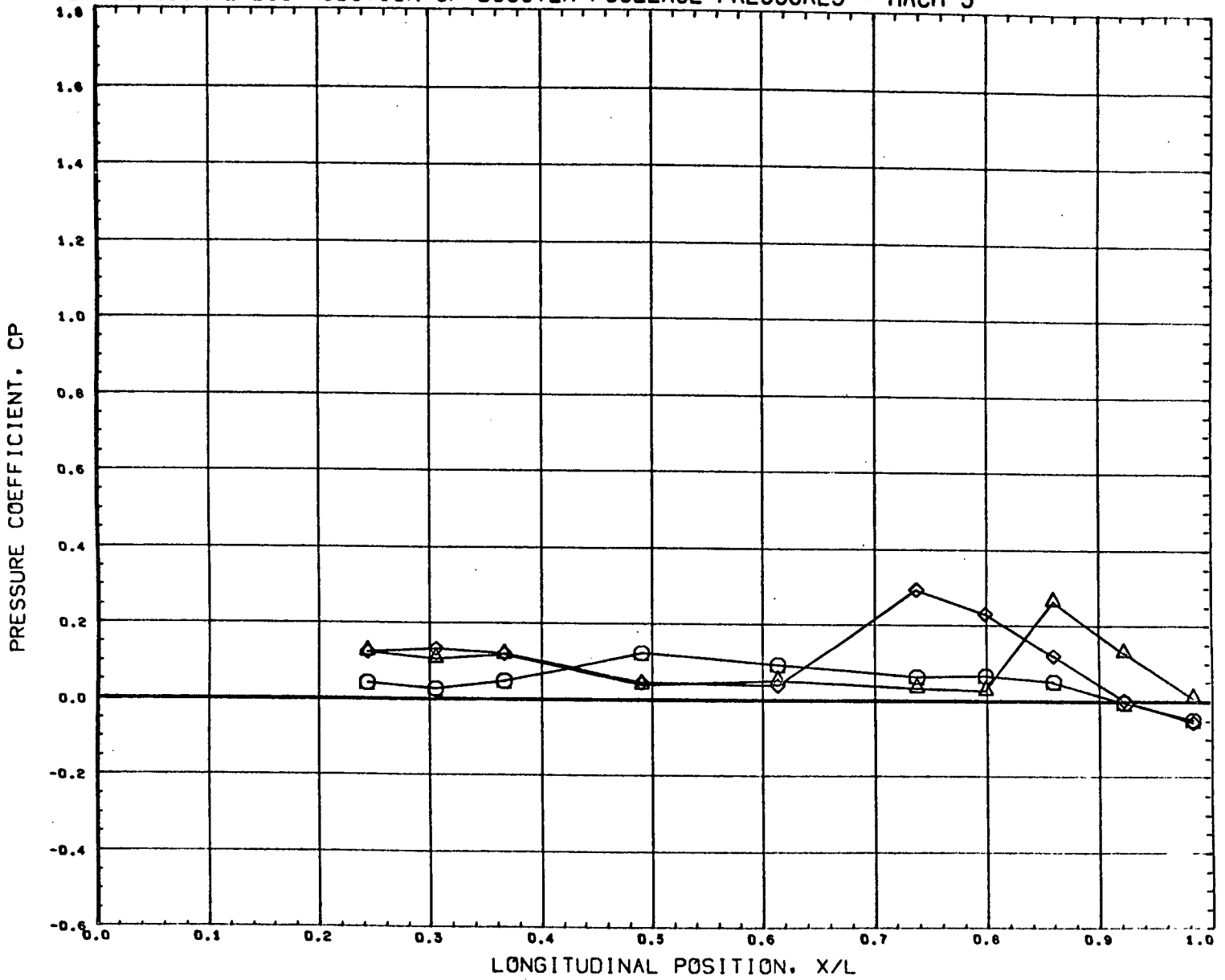
REFERENCE FILE

AEDC VA1163 MDAC BOOSTER (BODY)

•AT8313•

PAGE 37

LONGITUDINAL DISTRIBUTION OF BOOSTER FUSELAGE PRESSURES - MACH 3



SYMBOL	DELTA X	THETA	DELTA Z
○	0.144	24.000	0.151
△	0.103		
◇	0.225		

PARAMETRIC VALUES			
BETA	0.000	ALPHAB	0.008
MACH	3.000	ALPHA1	0.000
ORBPOW	100.000	BSTPOW	50.000

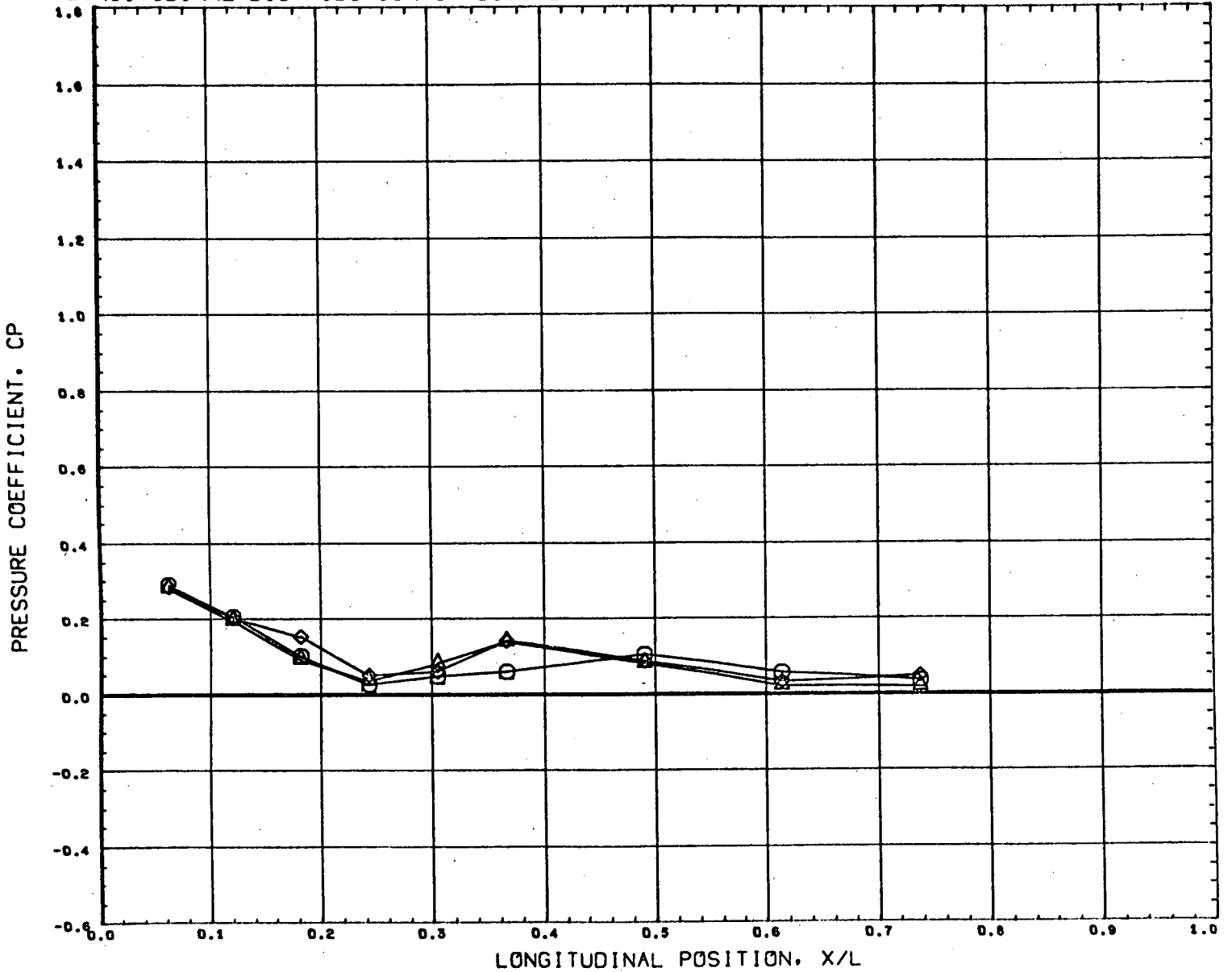
REFERENCE FILE

AEDC VA1163 MDAC BOOSTER (BODY)

•AT8313•

PAGE 38

LONGITUDINAL DISTRIBUTION OF BOOSTER FUSELAGE PRESSURES - MACH 3



SYMBOL	DELTA X	THETA	DELTA Z
○	0.144	45.000	0.151
△	0.103		
◇	0.225		

PARAMETRIC VALUES			
BETA	0.000	ALPHAB	0.008
MACH	3.000	ALPHA1	0.000
ORBPOW	100.000	BSTPOW	50.000

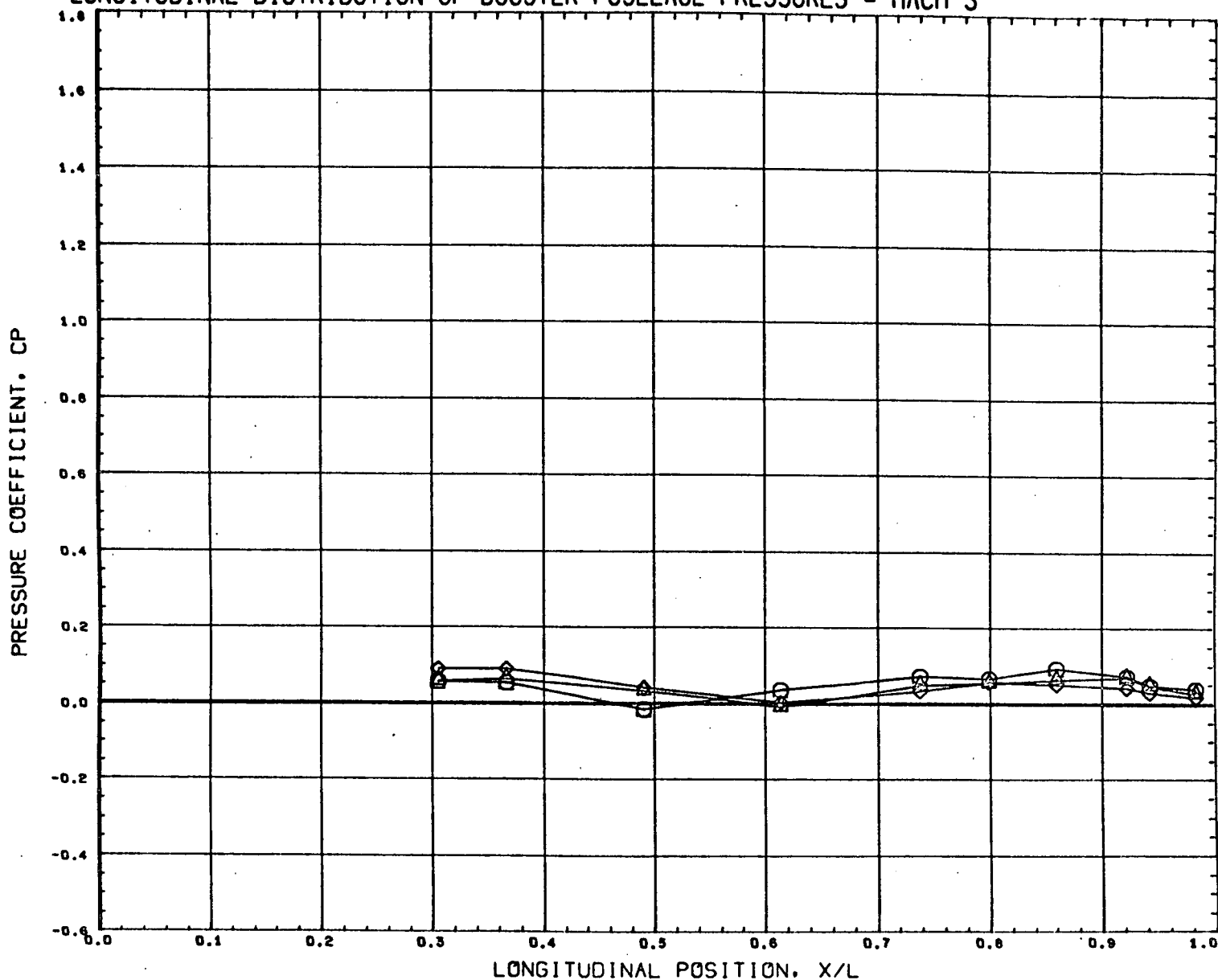
REFERENCE FILE

AEDC VA1163 MDAC BOOSTER (BODY)

•AT8313•

PAGE 39

LONGITUDINAL DISTRIBUTION OF BOOSTER FUSELAGE PRESSURES - MACH 3



SYMBOL	DELTA X	THETA	DELTA Z
○	0.144	90.000	0.151
△	0.103		
◇	0.225		

PARAMETRIC VALUES			
BETA	0.000	ALPHAB	0.008
MACH	3.000	ALPHA I	0.000
ORBPOW	100.000	BSTPOW	50.000

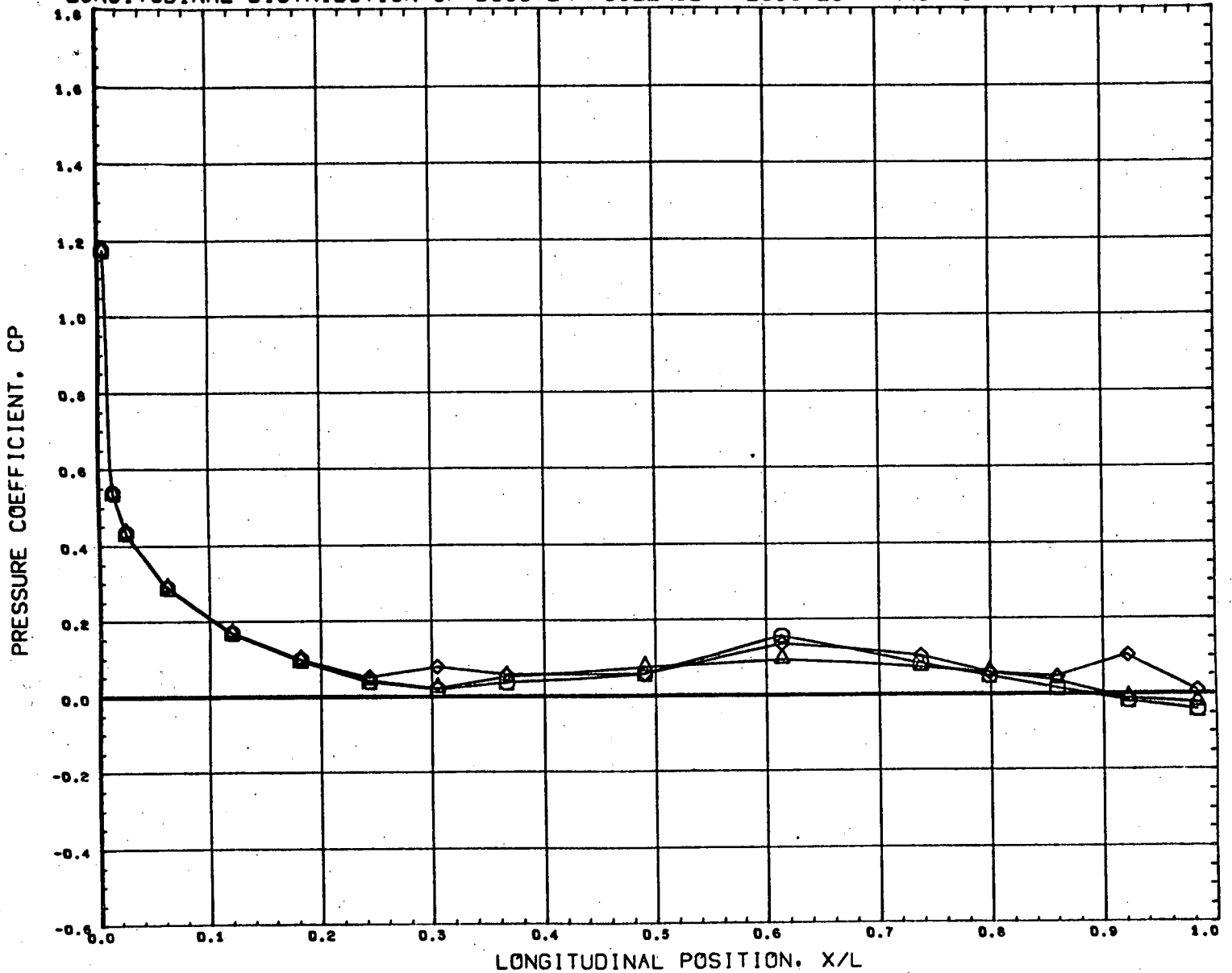
REFERENCE FILE

AEDC VA1163 MDAC BOOSTER (BODY)

•AT8313•

PAGE 40

LONGITUDINAL DISTRIBUTION OF BOOSTER FUSELAGE PRESSURES - MACH 3



SYMBOL	DELTA X	THETA	DELTA Z
○	0.144	0.000	0.228
△	0.103		
◇	0.227		

PARAMETRIC VALUES			
BETA	0.000	ALPHA B	0.008
MACH	3.000	ALPHA 1	0.000
ORBPOW	100.000	BSTPOW	50.000

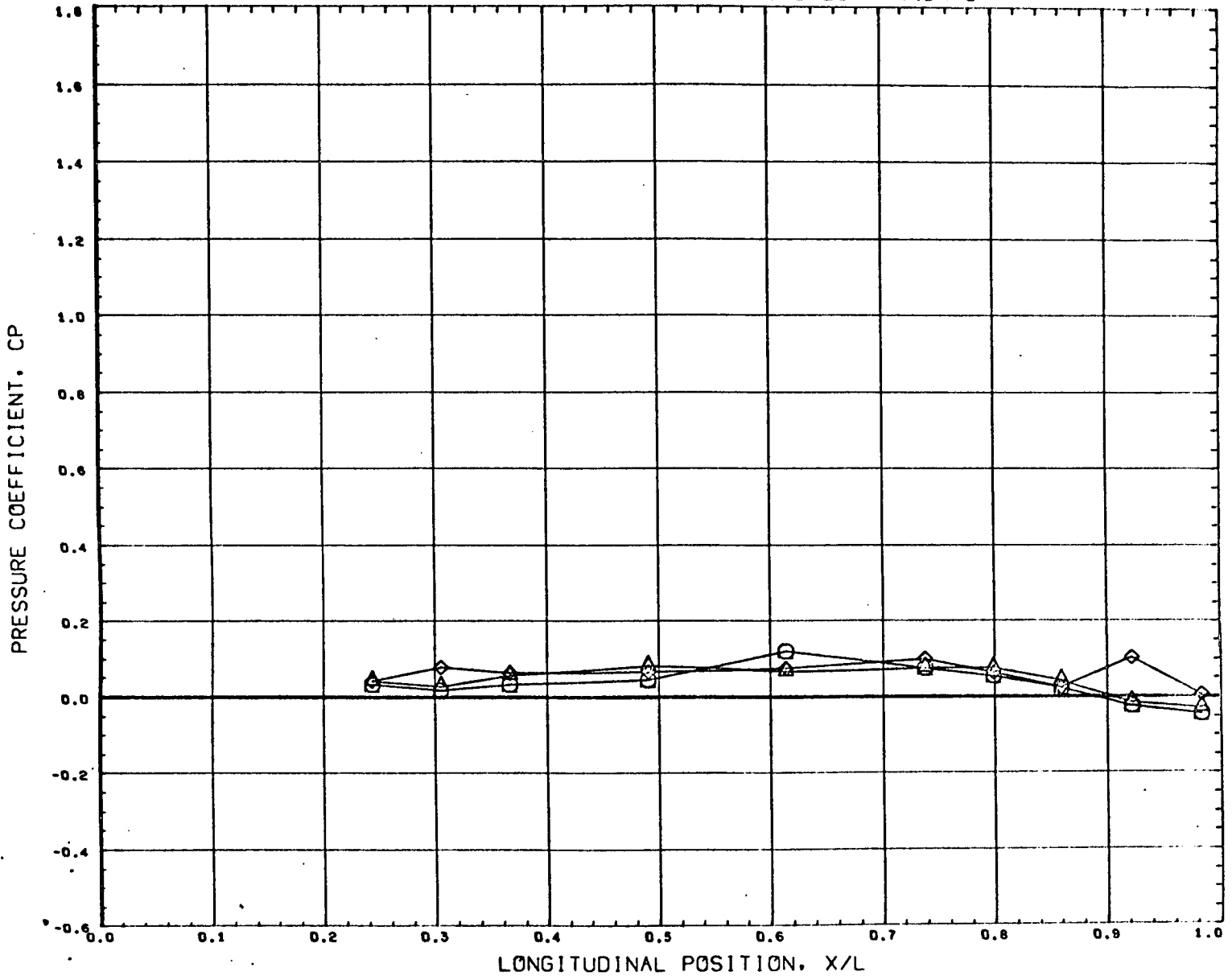
REFERENCE FILE

AEDC VA1163 MDAC BOOSTER (BODY)

•AT8313•

PAGE 41

LONGITUDINAL DISTRIBUTION OF BOOSTER FUSELAGE PRESSURES - MACH 3



SYMBOL	DELTA X	THETA	DELTA Z
○	0.144	24.000	0.228
△	0.103		
◇	0.227		

PARAMETRIC VALUES			
BETA	0.000	ALPHAB	0.008
MACH	3.000	ALPHA1	0.000
ORBPOW	100.000	BSTPOW	50.000

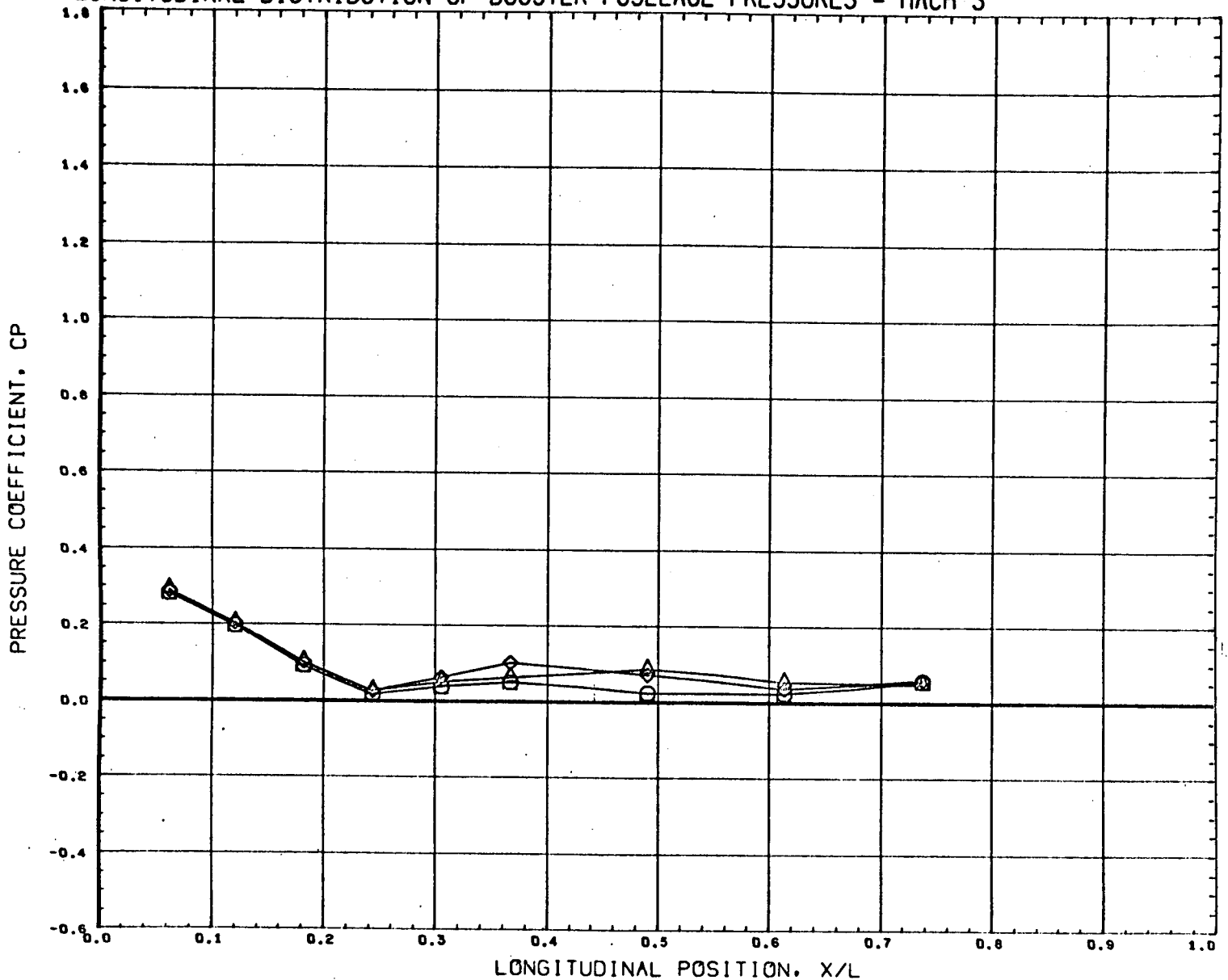
REFERENCE FILE

AEDC VA1163 MDAC BOOSTER (BODY)

•AT8313•

PAGE 42

LONGITUDINAL DISTRIBUTION OF BOOSTER FUSELAGE PRESSURES - MACH 3



SYMBOL	DELTA X	THETA	DELTA Z
○	0.144	45.000	0.228
△	0.103		
◇	0.227		

PARAMETRIC VALUES			
BETA	0.000	ALPHAB	0.008
MACH	3.000	ALPHAT	0.000
ORBPOW	100.000	BSTPOW	50.000

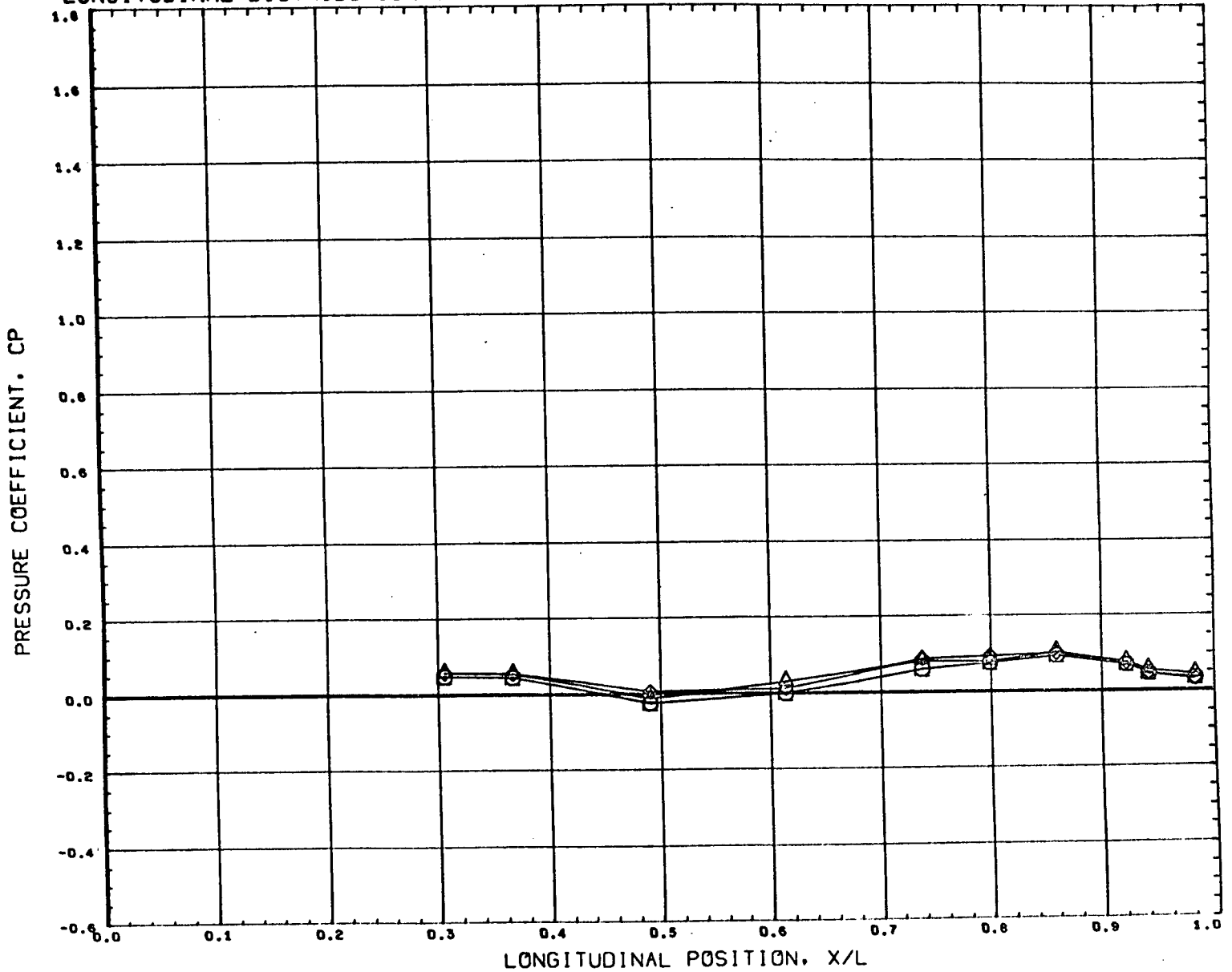
REFERENCE FILE

AEDC VA1163 MDAC BOOSTER (BODY)

•AT8313•

PAGE 43

LONGITUDINAL DISTRIBUTION OF BOOSTER FUSELAGE PRESSURES - MACH 3



SYMBOL	DELTA X	THETA	DELTA Z
○	0.144	90.000	0.228
△	0.103		
◇	0.227		

PARAMETRIC VALUES			
BETA	0.000	ALPHA B	0.008
MACH	3.000	ALPHA I	0.000
ORBPOW	100.000	BSTPOW	50.000

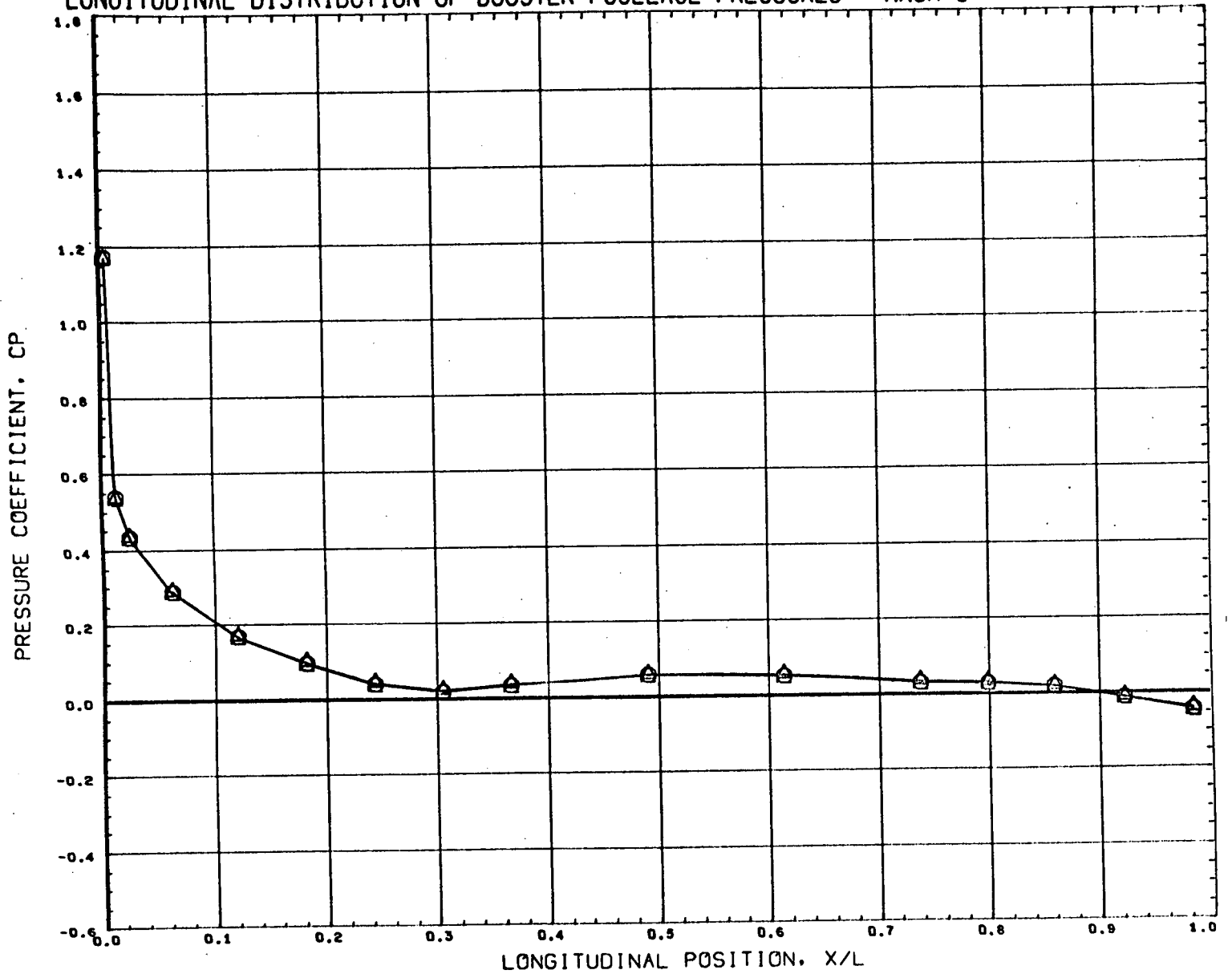
REFERENCE FILE

AEDC VA1163 MDAC BOOSTER (BODY)

•AT8313•

PAGE 44

LONGITUDINAL DISTRIBUTION OF BOOSTER FUSELAGE PRESSURES - MACH 3



SYMBOL	DELTA X	THETA	DELTA Z
○	0.390	0.000	0.908
△	0.479		

PARAMETRIC VALUES			
BETA	0.000	ALPHAD	0.008
MACH	3.000	ALPHA1	0.000
ORBPOW	100.000	BSTPOW	50.000

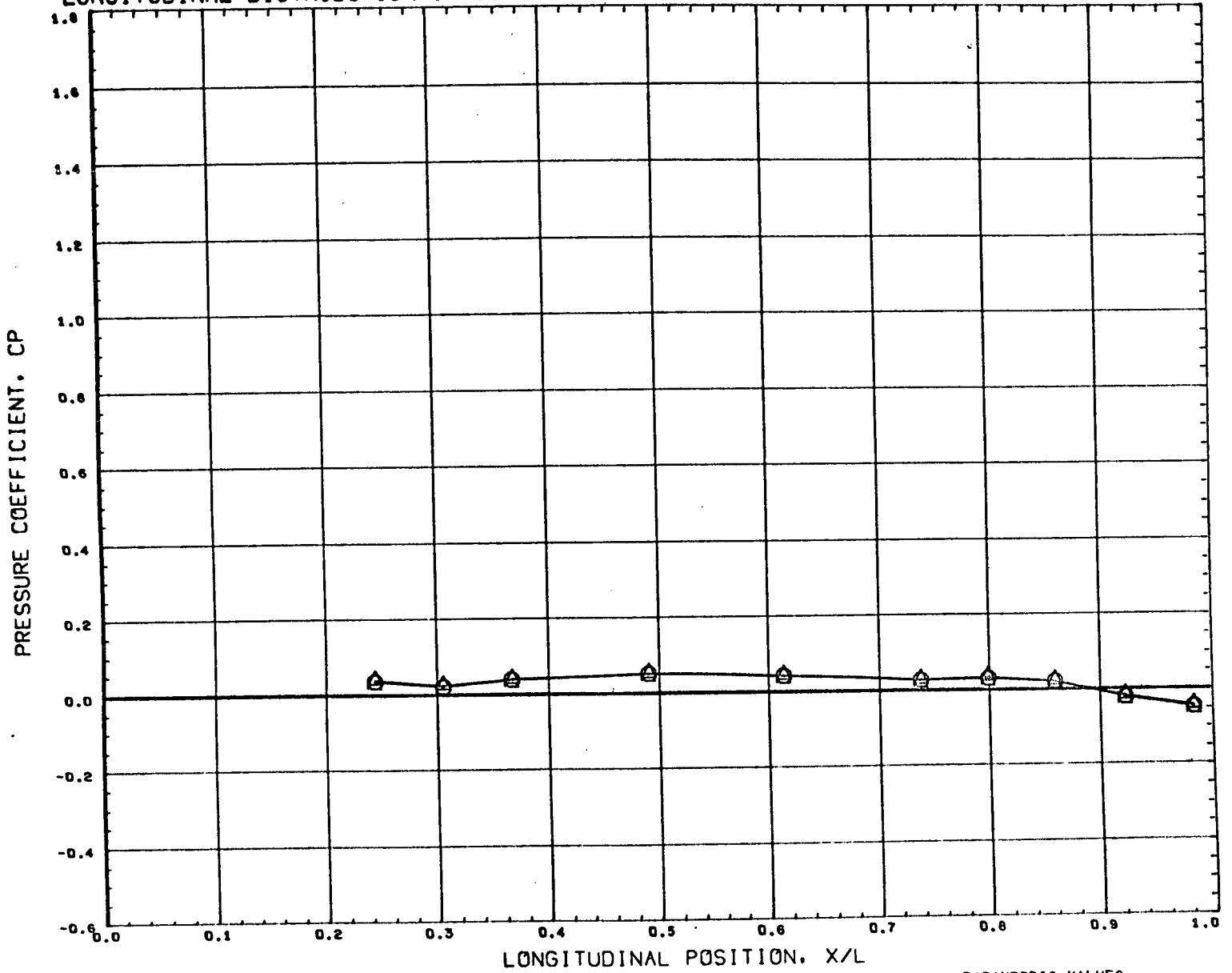
REFERENCE FILE

AEDC VA1163 MDAC BOOSTER (BODY)

•AT8313•

PAGE 45

LONGITUDINAL DISTRIBUTION OF BOOSTER FUSELAGE PRESSURES - MACH 3



SYMBOL	DELTA X	THETA	DELTA Z
○	0.390	24.000	0.908
△	0.479		

PARAMETRIC VALUES			
BETA	0.000	ALPHAB	0.008
MACH	3.000	ALPHA I	0.000
ORBPOW	100.000	BSTPOW	50.000

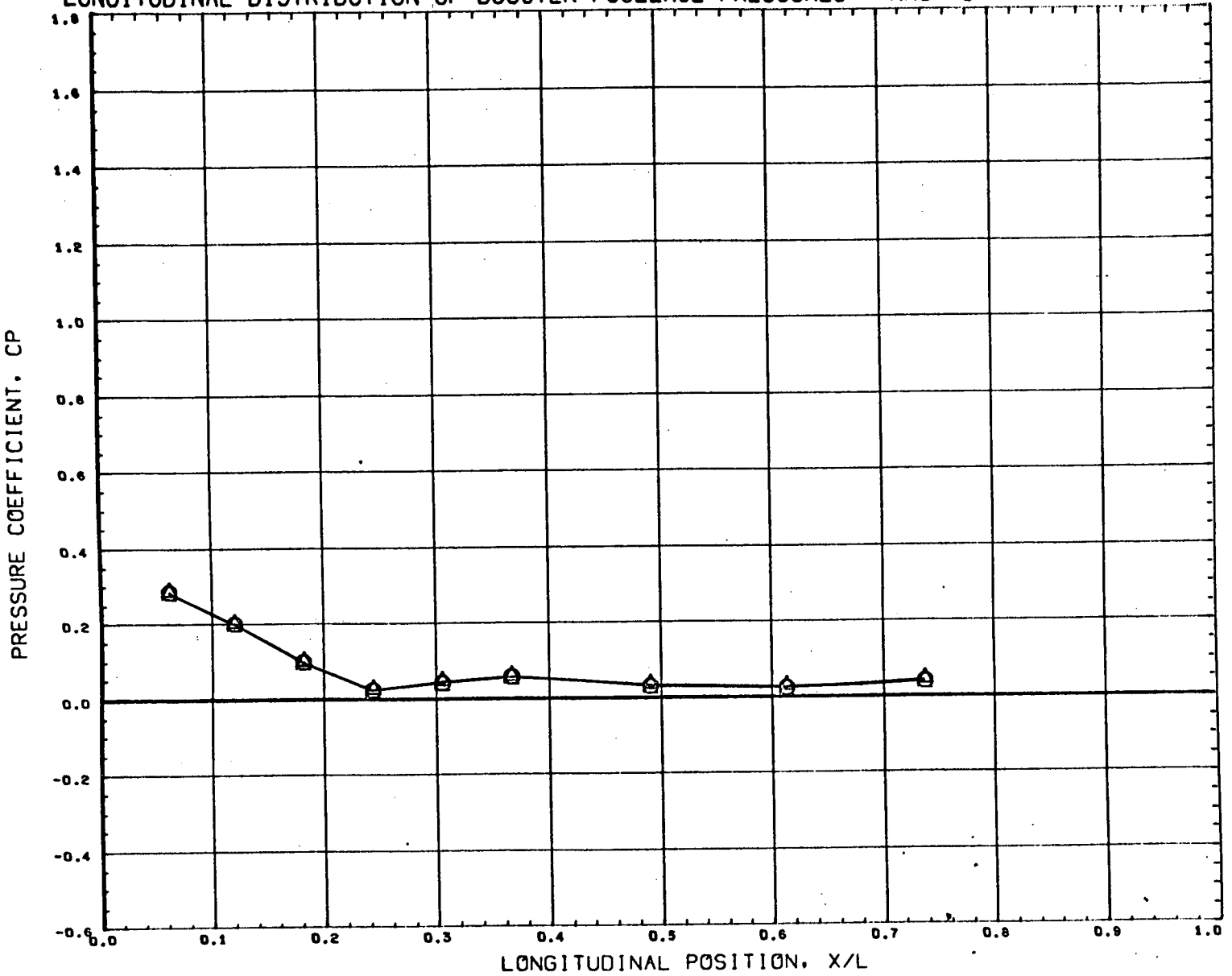
REFERENCE FILE

AEDC VA1163 MDAC BOOSTER (BODY)

•AT8313•

PAGE 46

LONGITUDINAL DISTRIBUTION OF BOOSTER FUSELAGE PRESSURES - MACH 3



SYMBOL	DELTA X	THETA	DELTA Z
○	0.390	45.000	0.908
△	0.479		

PARAMETRIC VALUES			
BETA	0.000	ALPHAD	0.008
MACH	3.000	ALPHA1	0.000
ORBPOW	100.000	BSTPOW	50.000

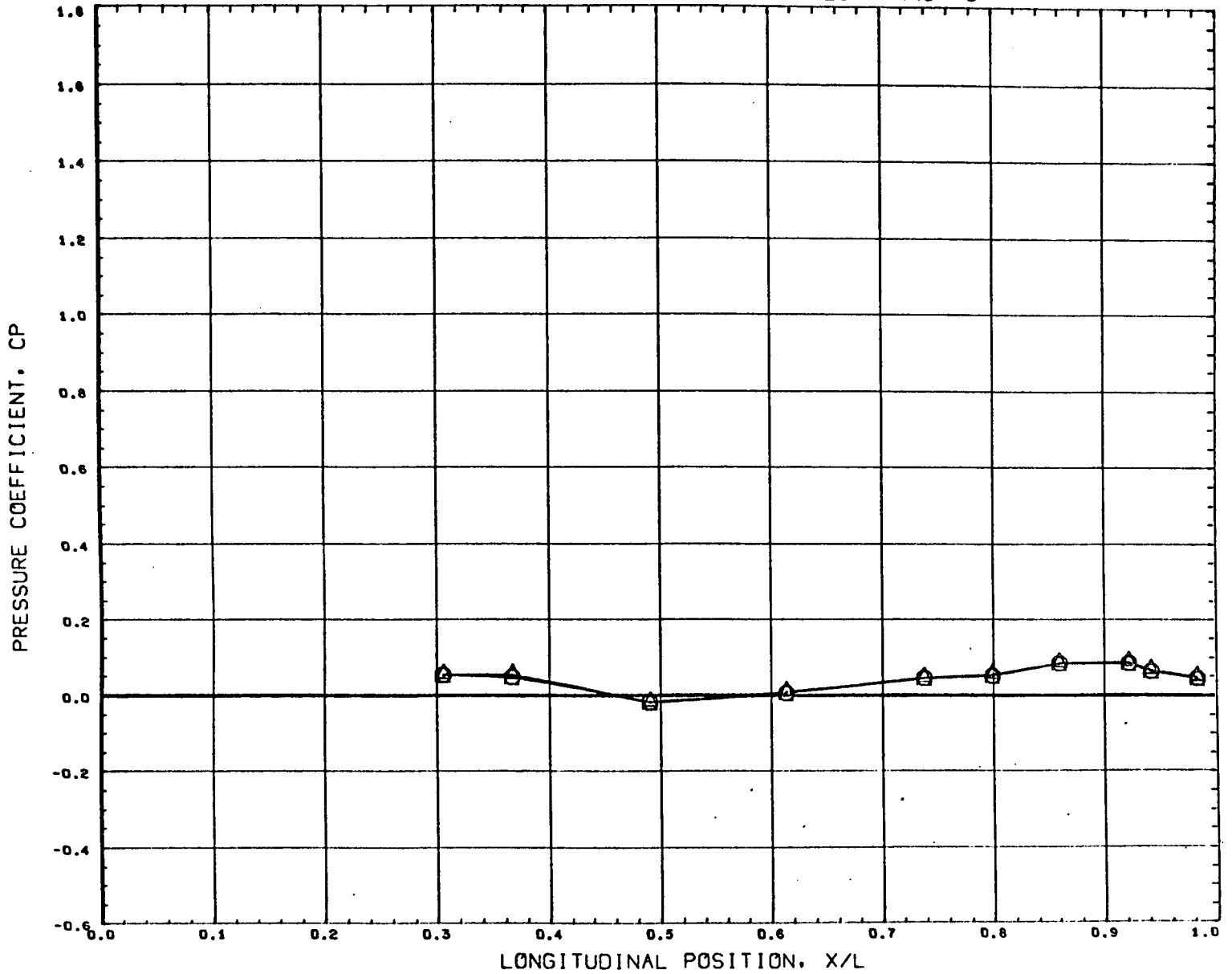
REFERENCE FILE

AEDC VA1163 MDAC BOOSTER (BODY)

•AT8313•

PAGE 47

LONGITUDINAL DISTRIBUTION OF BOOSTER FUSELAGE PRESSURES - MACH 3



SYMBOL	DELTA X	THETA	DELTA Z
○	0.390	90.000	0.908
△	0.479		

PARAMETRIC VALUES			
BETA	0.000	ALPHAB	0.008
MACH	3.000	ALPHA1	0.000
ORBPOW	100.000	BSTPOW	50.000

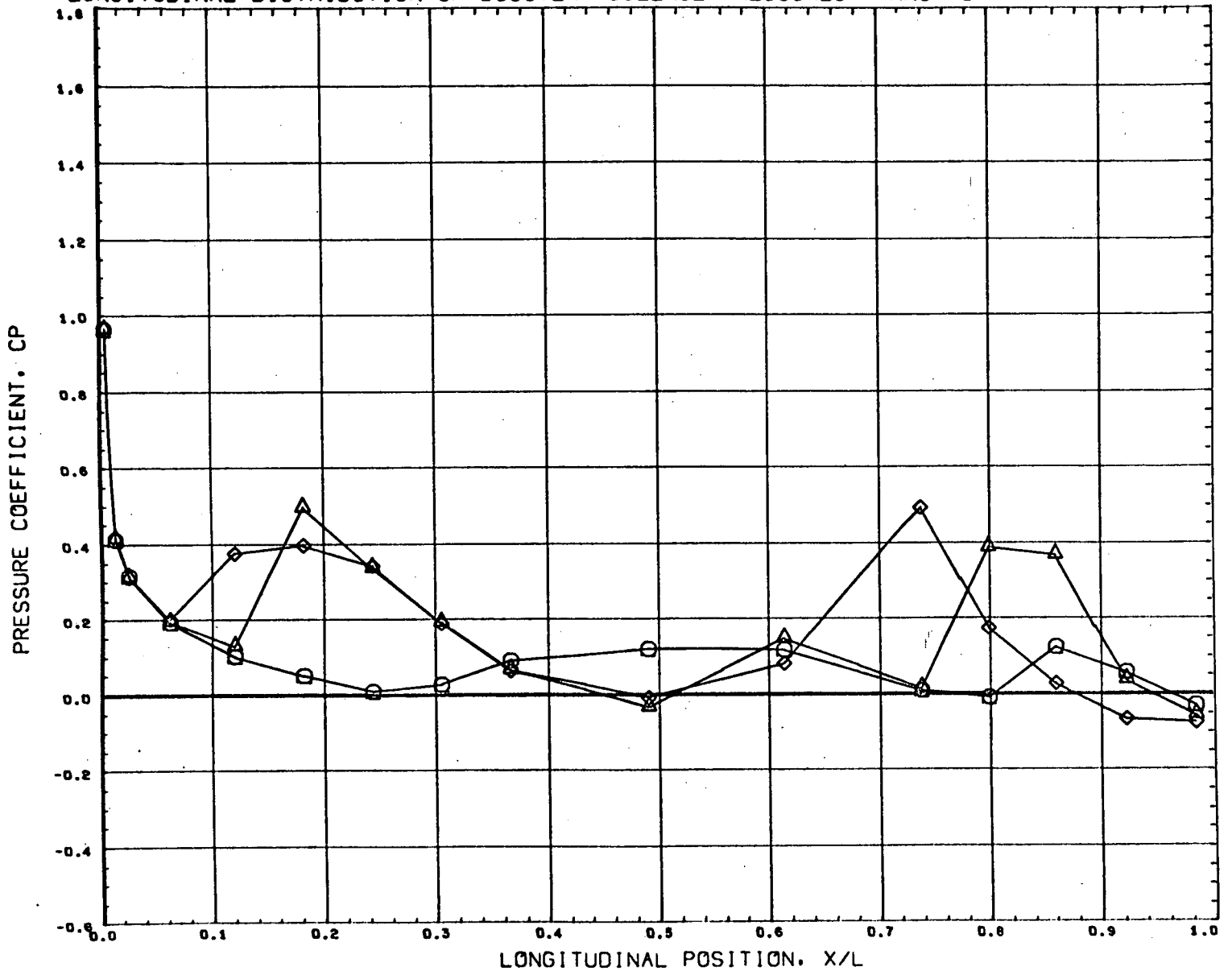
REFERENCE FILE

AEDC VA1163 MDAC BOOSTER (BODY)

•AT8313•

PAGE 48

LONGITUDINAL DISTRIBUTION OF BOOSTER FUSELAGE PRESSURES - MACH 3



SYMBOL	DELTA X	THETA	DELTA Z
○	0.143	0.000	0.120
△	0.103		
◇	0.226		

PARAMETRIC VALUES			
BETA	0.000	ALPHAB	5.017
MACH	3.000	ALPHA I	0.000
ORBPOW	100.000	BSTPOW	50.000

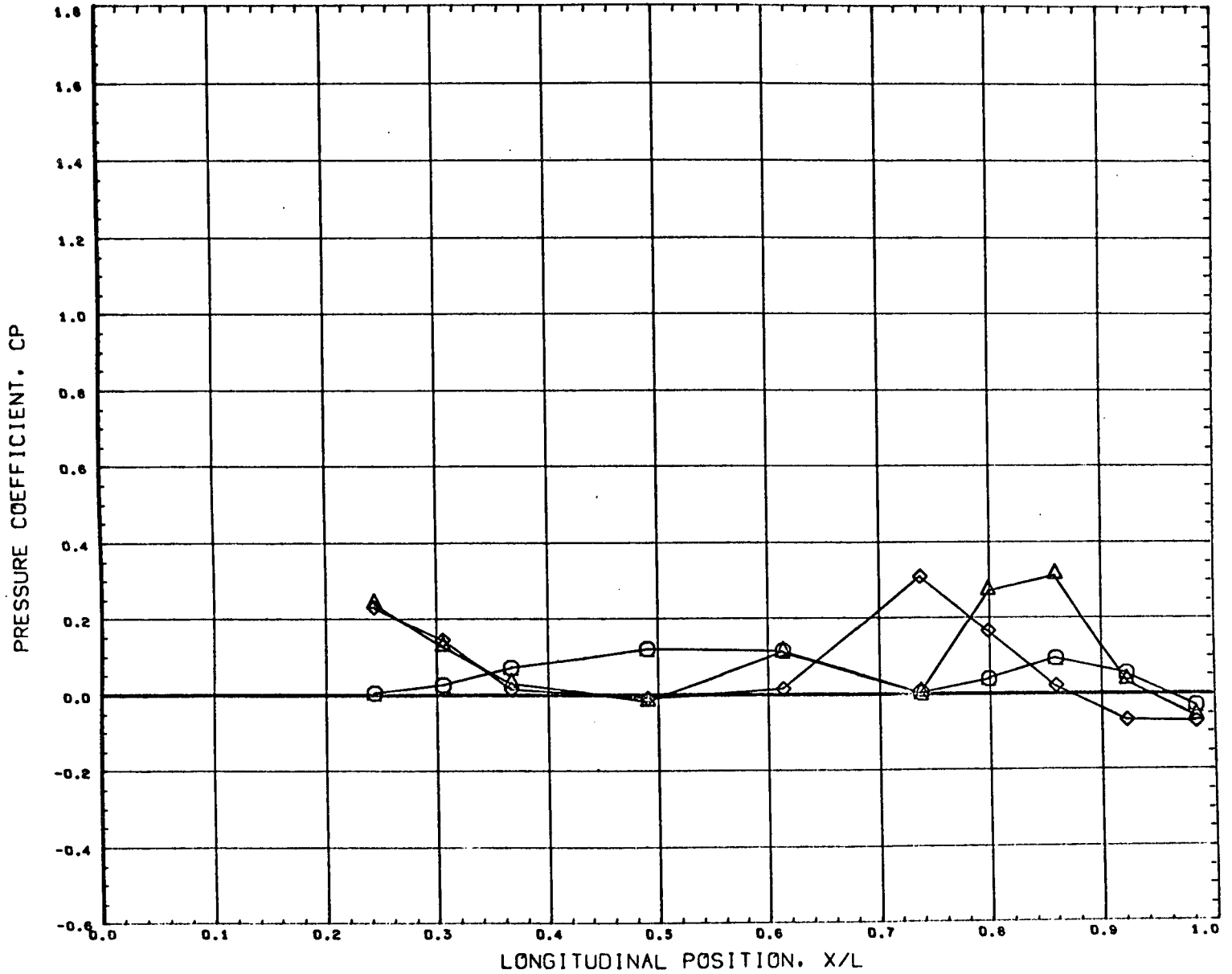
REFERENCE FILE

AEDC VA1163 MDAC BOOSTER (BODY)

•AT8314•

PAGE 49

LONGITUDINAL DISTRIBUTION OF BOOSTER FUSELAGE PRESSURES - MACH 3



SYMBOL	DELTA X	THETA	DELTA Z
○	0.143	24.000	0.120
△	0.103		
◇	0.226		

PARAMETRIC VALUES			
BETA	0.000	ALPHA B	5.017
MACH	3.000	ALPHA I	0.000
ORBPOW	100.000	BSTPOW	50.000

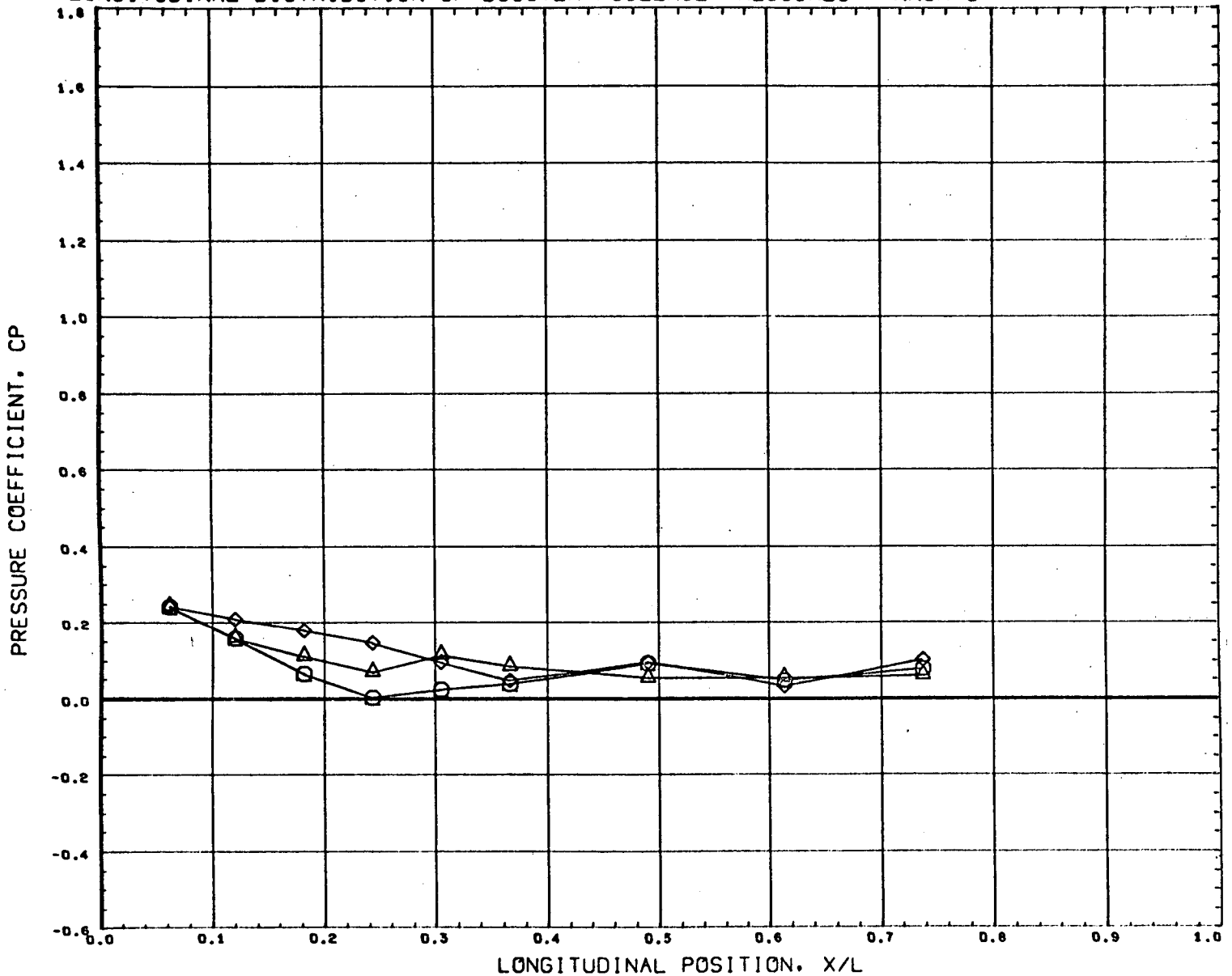
REFERENCE FILE

AEDC VA1163 MDAC BOOSTER (BODY)

•AT8314•

PAGE 50

LONGITUDINAL DISTRIBUTION OF BOOSTER FUSELAGE PRESSURES - MACH 3

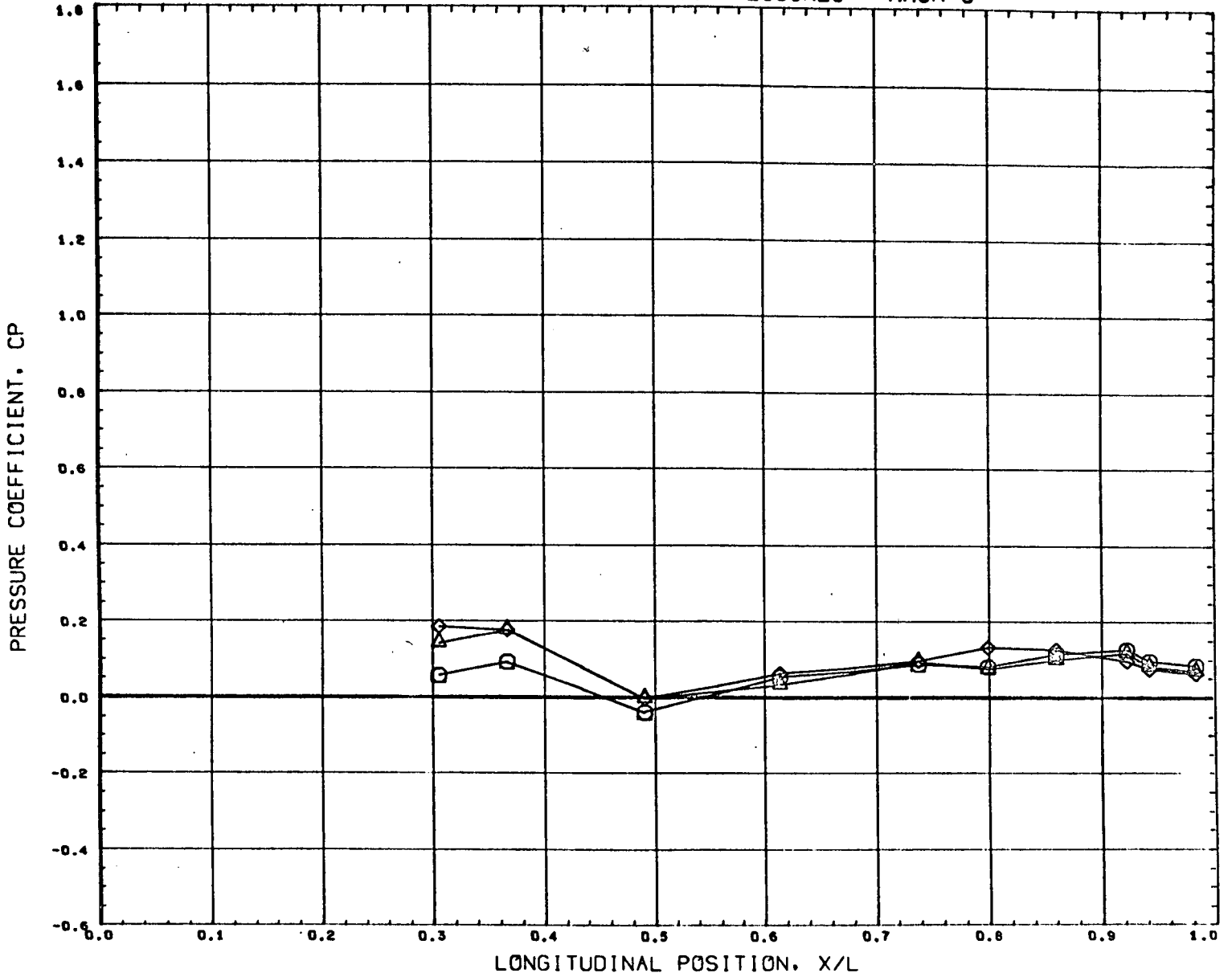


SYMBOL	DELTA X	THETA	DELTA Z
○	0.143	45.000	0.120
△	0.103		
◇	0.226		

PARAMETRIC VALUES			
BETA	0.000	ALPHAB	5.017
MACH	3.000	ALPHAT	0.000
ORBPOW	100.000	BSTPOW	50.000

REFERENCE FILE

LONGITUDINAL DISTRIBUTION OF BOOSTER FUSELAGE PRESSURES - MACH 3



SYMBOL	DELTA X	THETA	DELTA Z
○	0.143	90.000	0.120
△	0.103		
◇	0.226		

PARAMETRIC VALUES			
BETA	0.000	ALPHA	5.017
MACH	3.000	ALPHA T	0.000
ORBPOW	100.000	BSTPOW	50.000

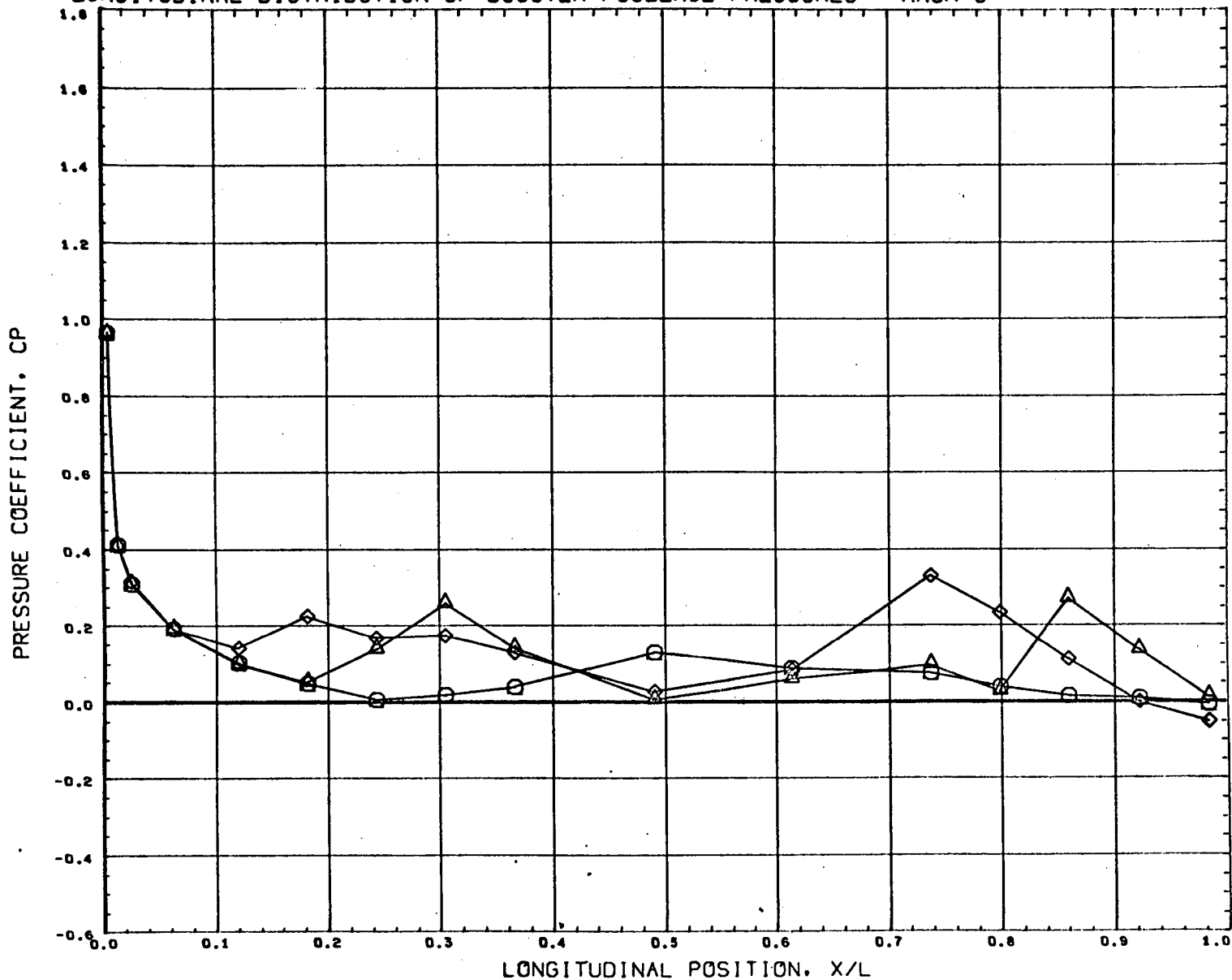
REFERENCE FILE

AEDC VA1163 MDAC BOOSTER (BODY)

•AT8314•

PAGE 52

LONGITUDINAL DISTRIBUTION OF BOOSTER FUSELAGE PRESSURES - MACH 3



SYMBOL	DELTA X	THETA	DELTA Z
○	0.144	0.000	0.151
△	0.103		
◇	0.226		

PARAMETRIC VALUES			
BETA	0.000	ALPHAB	5.017
MACH	3.000	ALPHA I	0.000
ORBPOW	100.000	BSTPOW	50.000

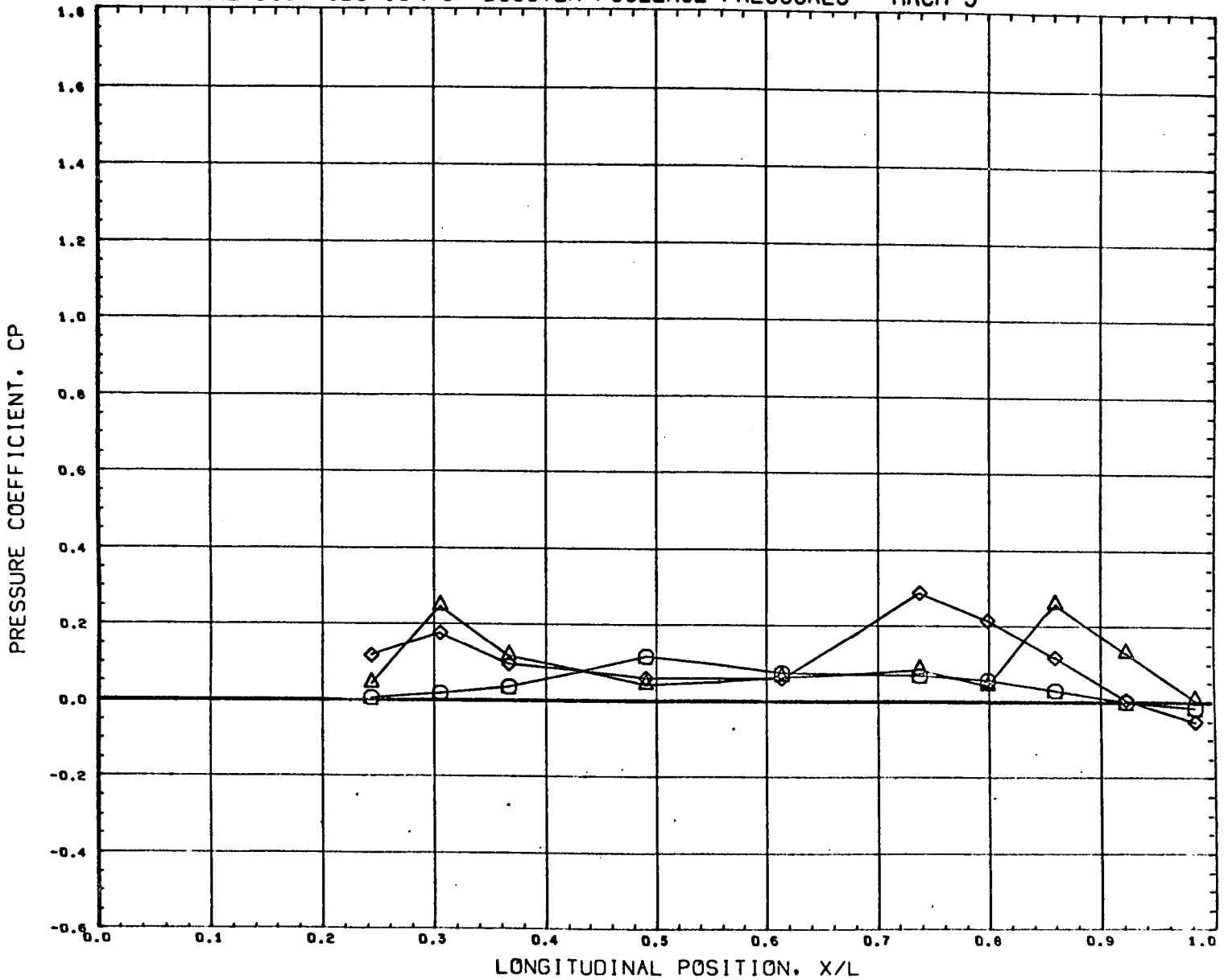
REFERENCE FILE

AEDC VA1163 MDAC BOOSTER (BODY)

•AT8314•

PAGE 53

LONGITUDINAL DISTRIBUTION OF BOOSTER FUSELAGE PRESSURES - MACH 3



SYMBOL	DELTA X	THETA	DELTA Z
○	0.144	24.000	0.151
△	0.103		
◇	0.226		

PARAMETRIC VALUES			
BETA	0.000	ALPHAB	5.017
MACH	3.000	ALPHA1	0.000
ORBPOW	100.000	BSTPOW	50.000

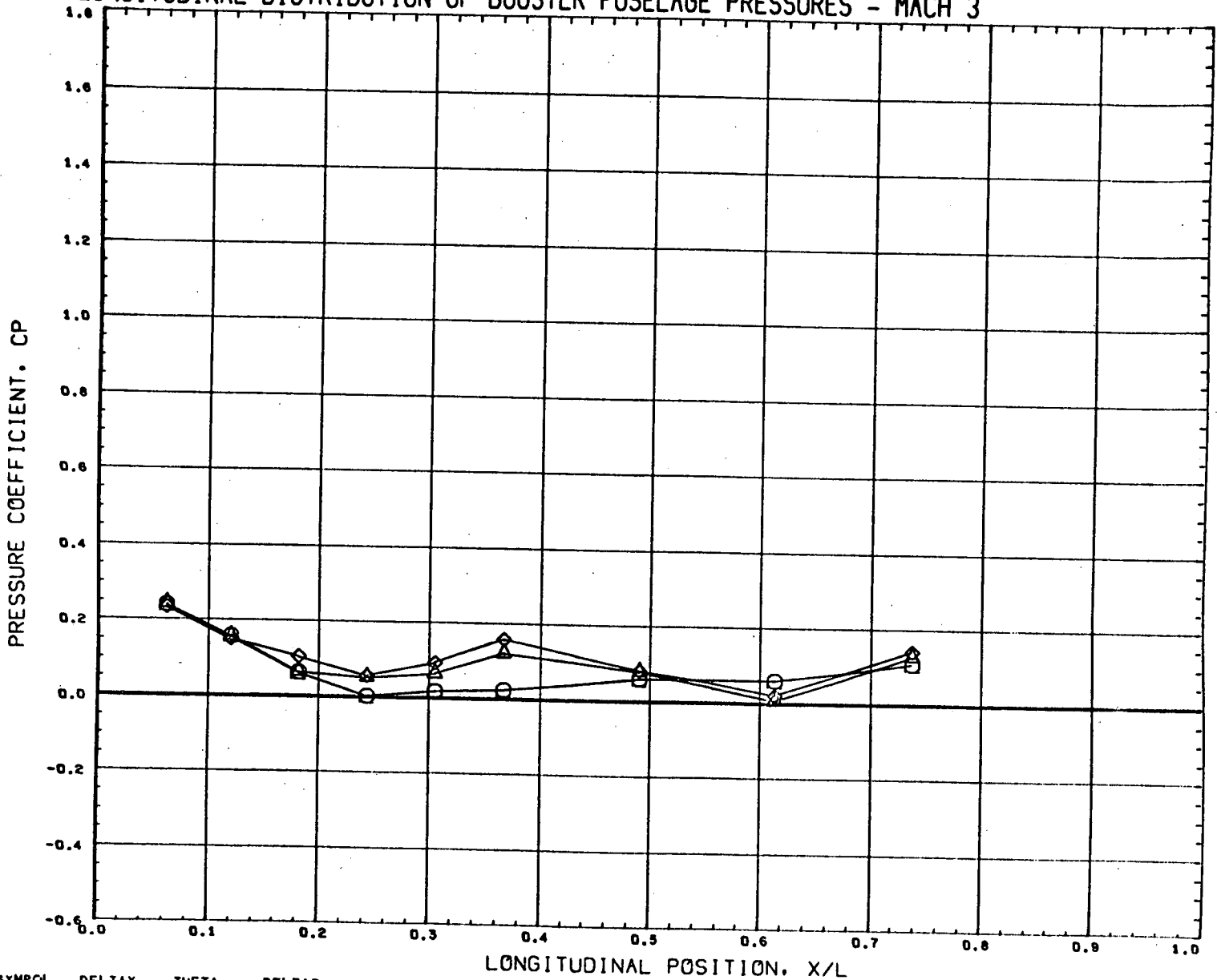
REFERENCE FILE

AEDC VA1163 MDAC BOOSTER (BODY)

•AT8314•

PAGE 54

LONGITUDINAL DISTRIBUTION OF BOOSTER FUSELAGE PRESSURES - MACH 3



SYMBOL	DELTA X	THETA	DELTA Z
○	0.144	45.000	0.151
△	0.103		
◇	0.226		

PARAMETRIC VALUES			
BETA	0.000	ALPHA B	3.017
MACH	3.000	ALPHA I	0.000
ORBPOW	100.000	BSTPOW	50.000

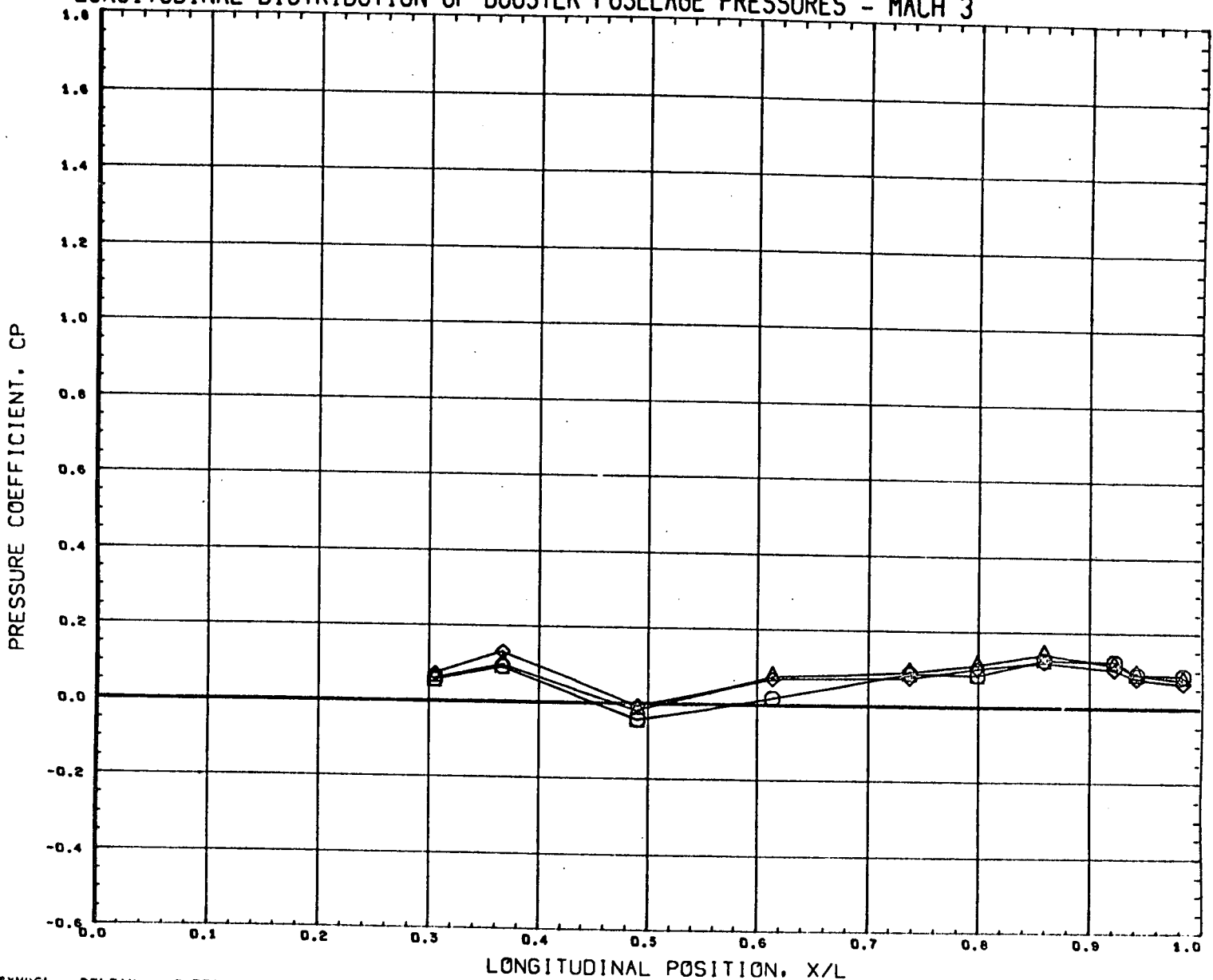
REFERENCE FILE

AEDC VA1163 MDAC BOOSTER (BODY)

•AT8314•

PAGE 55

LONGITUDINAL DISTRIBUTION OF BOOSTER FUSELAGE PRESSURES - MACH 3



SYMBOL	DELTA X	THETA	DELTA Z
○	0.144	90.000	0.151
△	0.103		
◇	0.226		

PARAMETRIC VALUES			
BETA	0.000	ALPHAB	5.017
MACH	3.000	ALPHA1	0.000
ORBPOW	100.000	BSTPOW	50.000

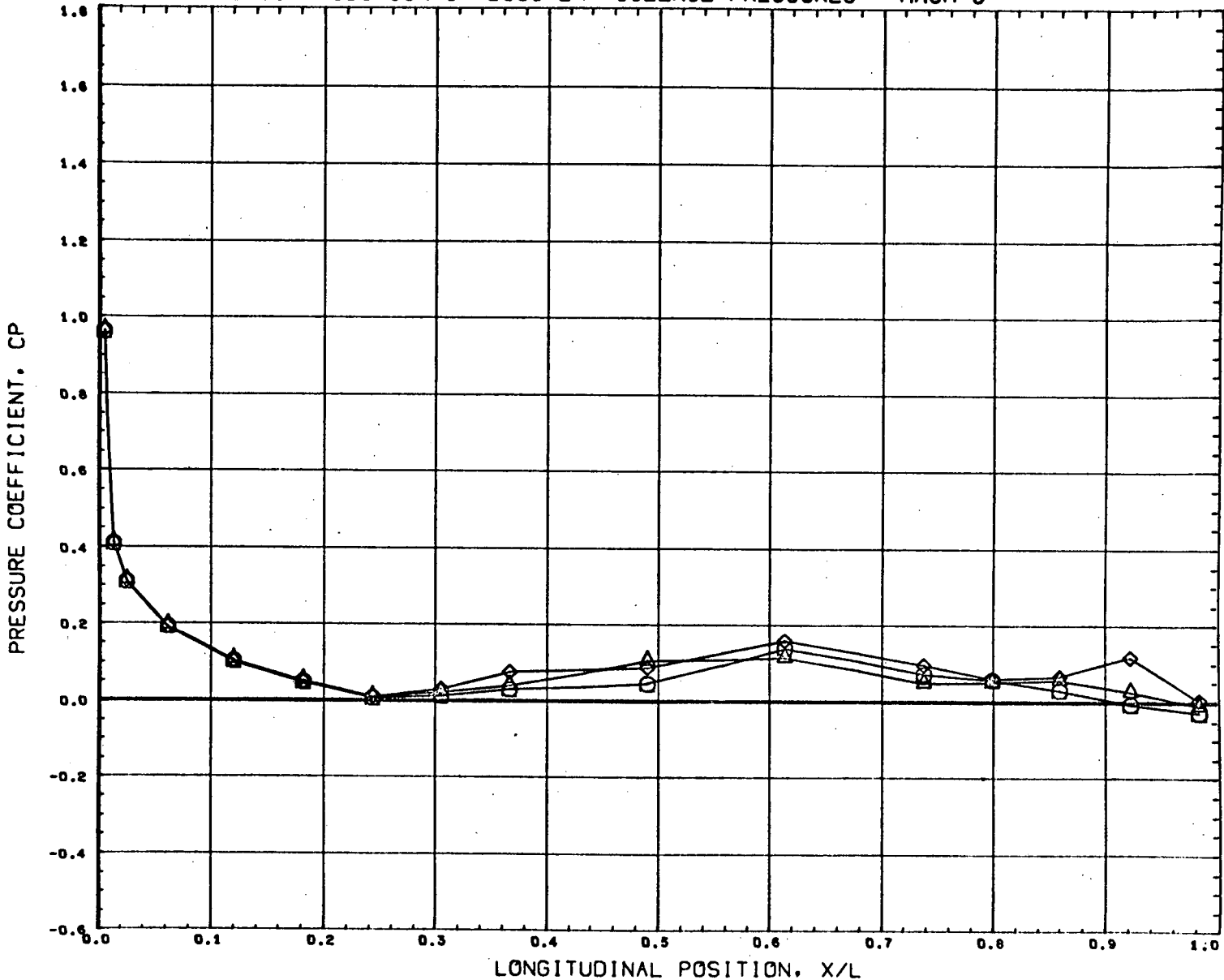
REFERENCE FILE

AEDC VA1163 MDAC BOOSTER (BODY)

•AT8314•

PAGE 56

LONGITUDINAL DISTRIBUTION OF BOOSTER FUSELAGE PRESSURES - MACH 3

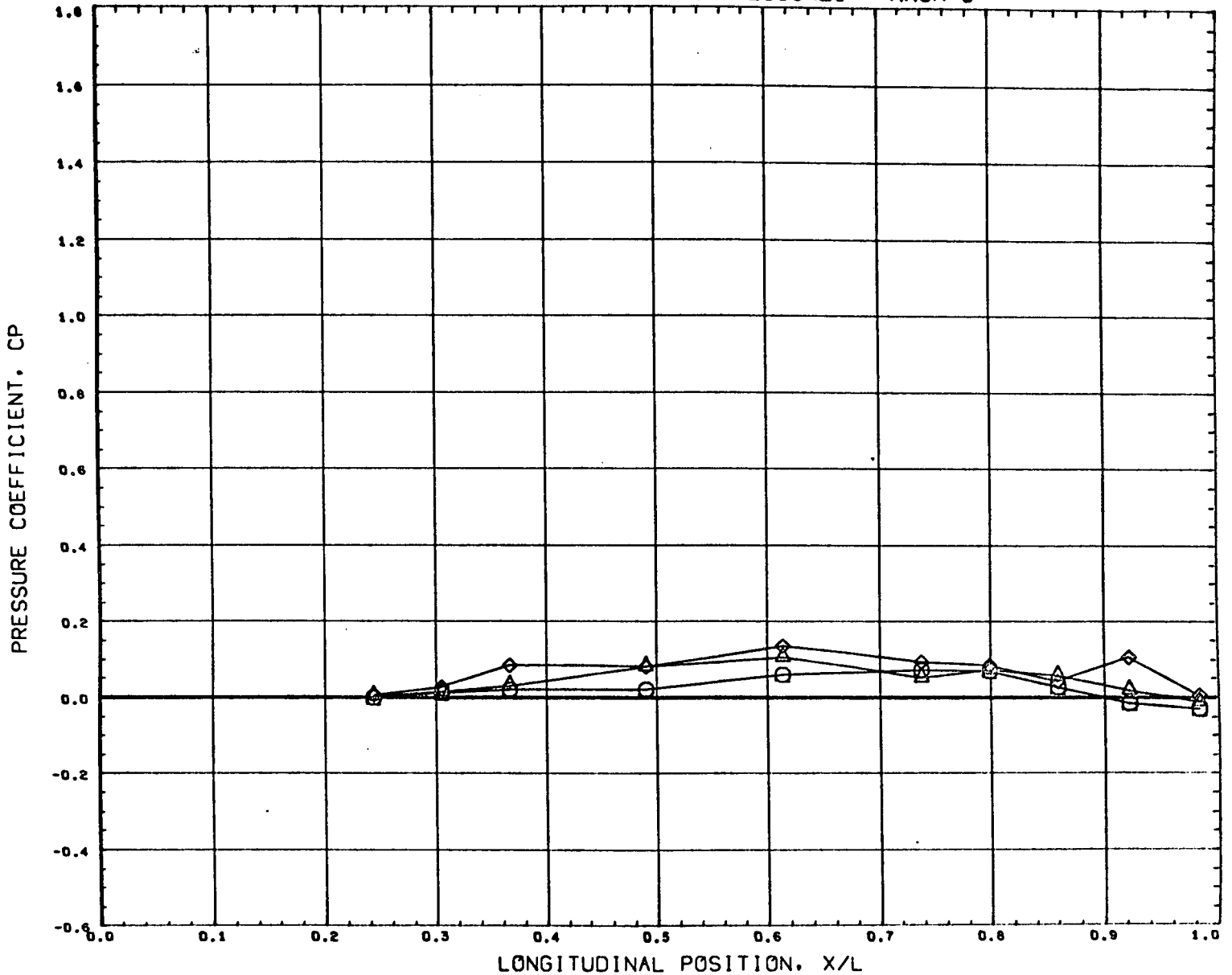


SYMBOL	DELTA X	THETA	DELTA Z
○	0.144	0.000	0.228
△	0.103		
◇	0.227		

PARAMETRIC VALUES			
BETA	0.000	ALPHAB	5.017
MACH	3.000	ALPHA I	0.000
ORBPOW	100.000	BSTPOW	50.000

REFERENCE FILE

LONGITUDINAL DISTRIBUTION OF BOOSTER FUSELAGE PRESSURES - MACH 3



SYMBOL	DELTA X	THETA	DELTA Z
○	0.144	24.000	0.228
△	0.103		
◇	0.227		

PARAMETRIC VALUES			
BETA	0.000	ALPHAB	5.017
MACH	3.000	ALPHA I	0.000
ORBPOW	100.000	BSTPOW	50.000

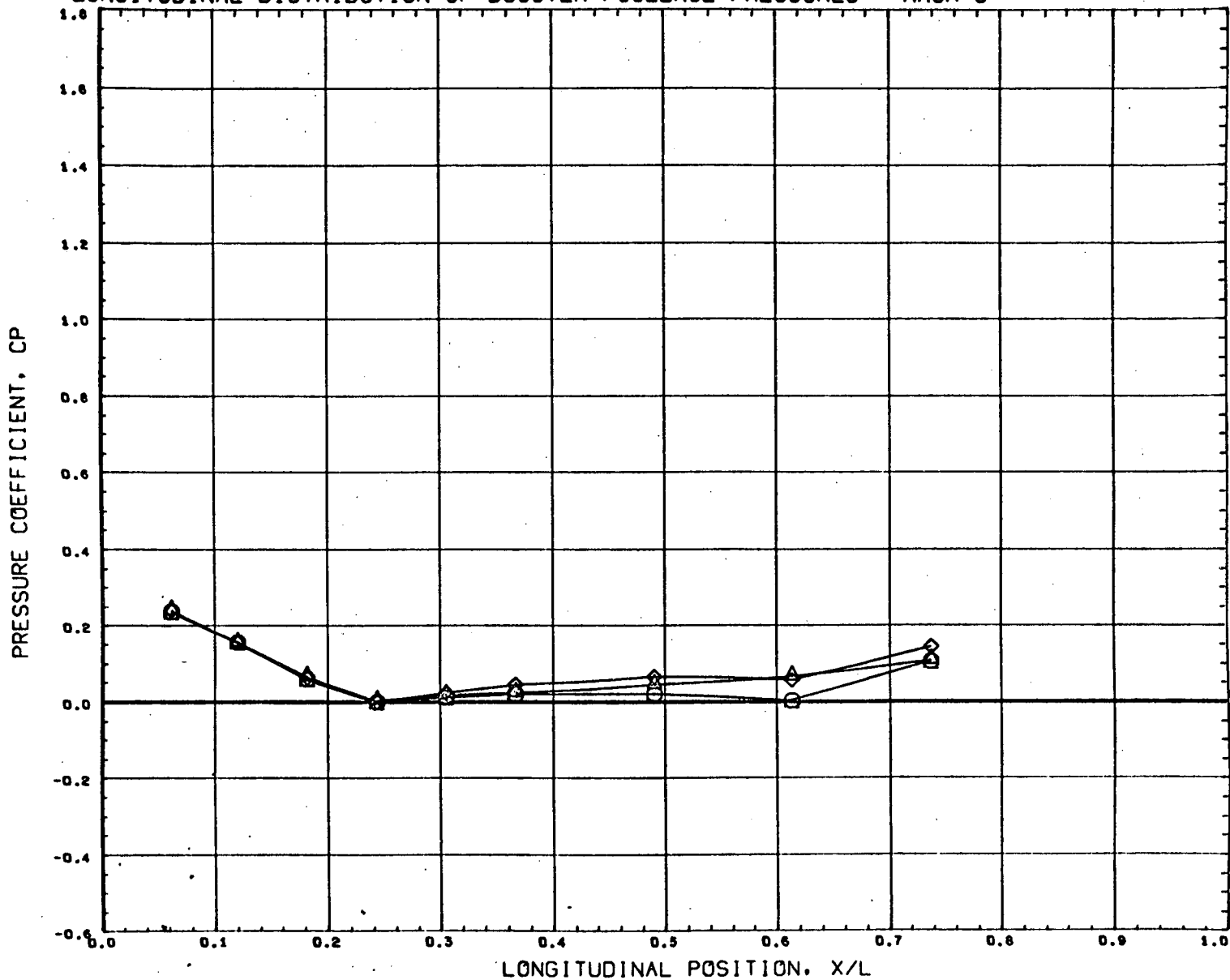
REFERENCE FILE

AEDC VA1163 MDAC BOOSTER (BODY)

•AT8314•

PAGE 58

LONGITUDINAL DISTRIBUTION OF BOOSTER FUSELAGE PRESSURES - MACH 3



SYMBOL	DELTA X	THETA	DELTA Z
○	0.144	45.000	0.228
△	0.103		
◇	0.227		

PARAMETRIC VALUES			
BETA	0.000	ALPHAB	5.017
MACH	3.000	ALPHA I	0.000
ORBPOW	100.000	BSTPOW	50.000

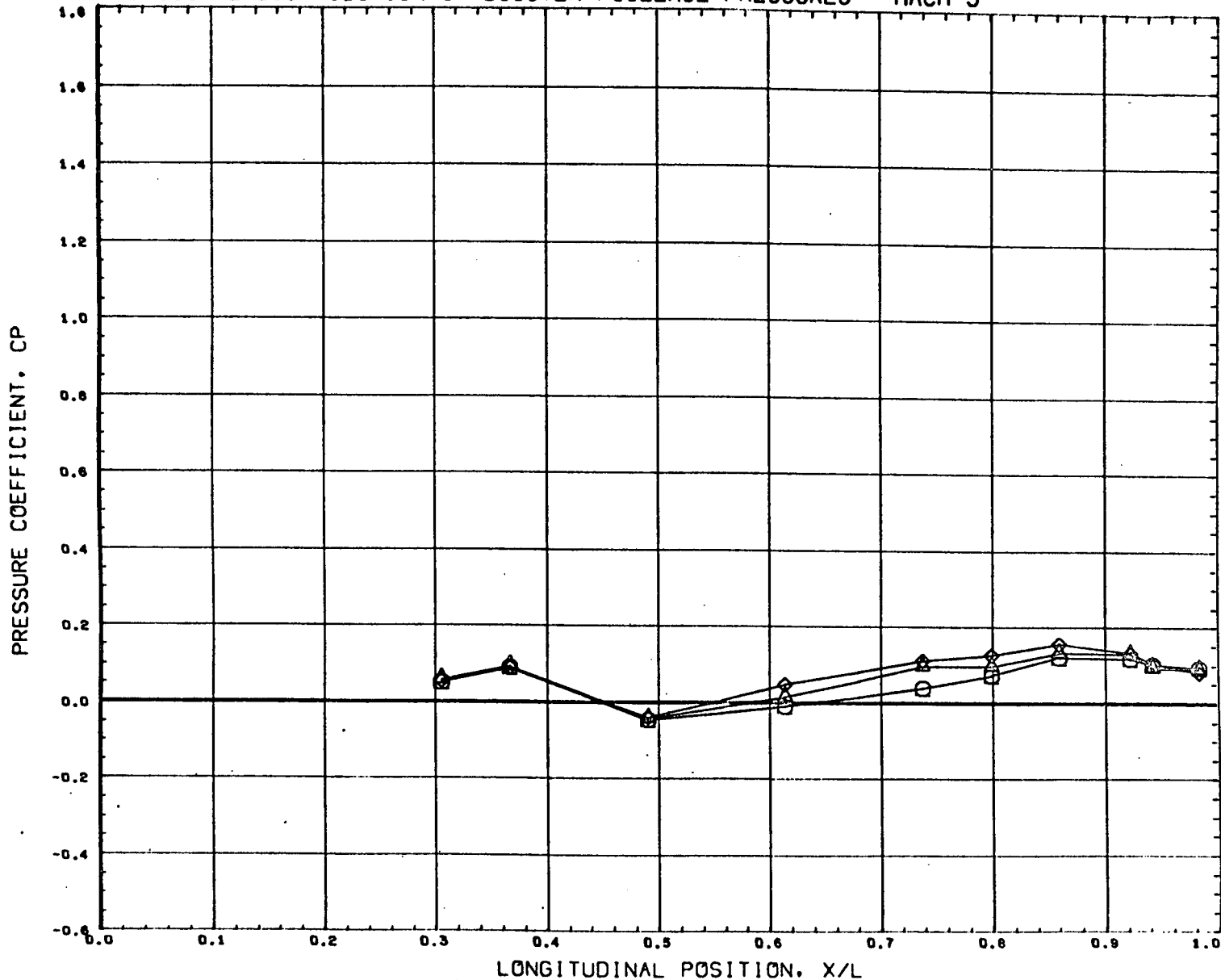
REFERENCE FILE

AEDC VA1163 MDAC BOOSTER (BODY)

•AT8314•

PAGE 59

LONGITUDINAL DISTRIBUTION OF BOOSTER FUSELAGE PRESSURES - MACH 3



SYMBOL	DELTA X	THETA	DELTA Z
○	0.144	90.000	0.228
△	0.103		
◇	0.227		

PARAMETRIC VALUES			
BETA	0.000	ALPHA B	5.017
MACH	3.000	ALPHA I	0.000
ORBPOW	100.000	BSTPOW	50.000

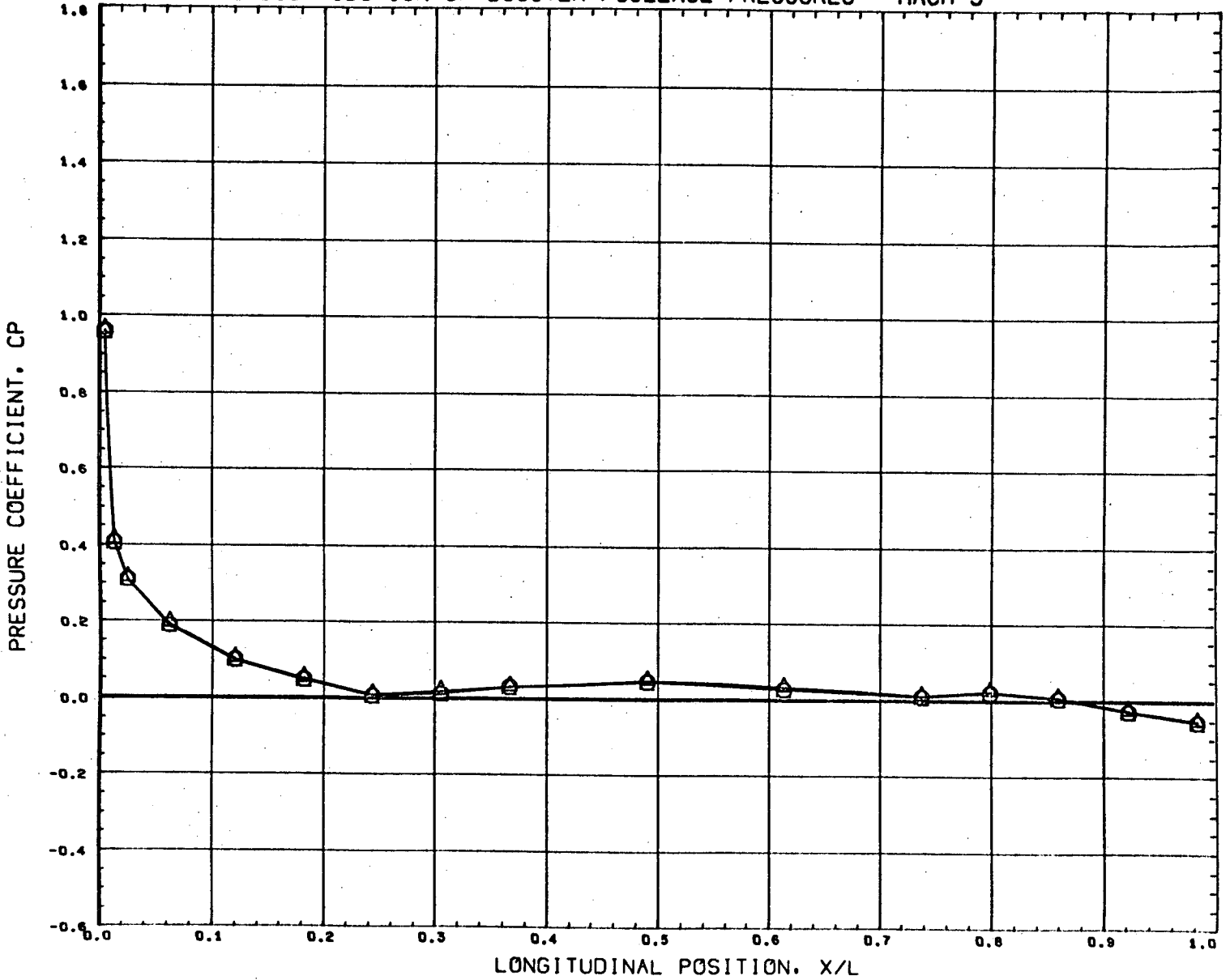
REFERENCE FILE

AEDC VA1163 MDAC BOOSTER (BODY)

•AT8314•

PAGE 60

LONGITUDINAL DISTRIBUTION OF BOOSTER FUSELAGE PRESSURES - MACH 3



SYMBOL	DELTA X	THETA	DELTA Z
○	0.390	0.000	0.908
△	0.521		

PARAMETRIC VALUES			
BETA	0.000	ALPHA B	5.017
MACH	3.000	ALPHA I	0.000
ORBPOW	100.000	BSTPOW	50.000

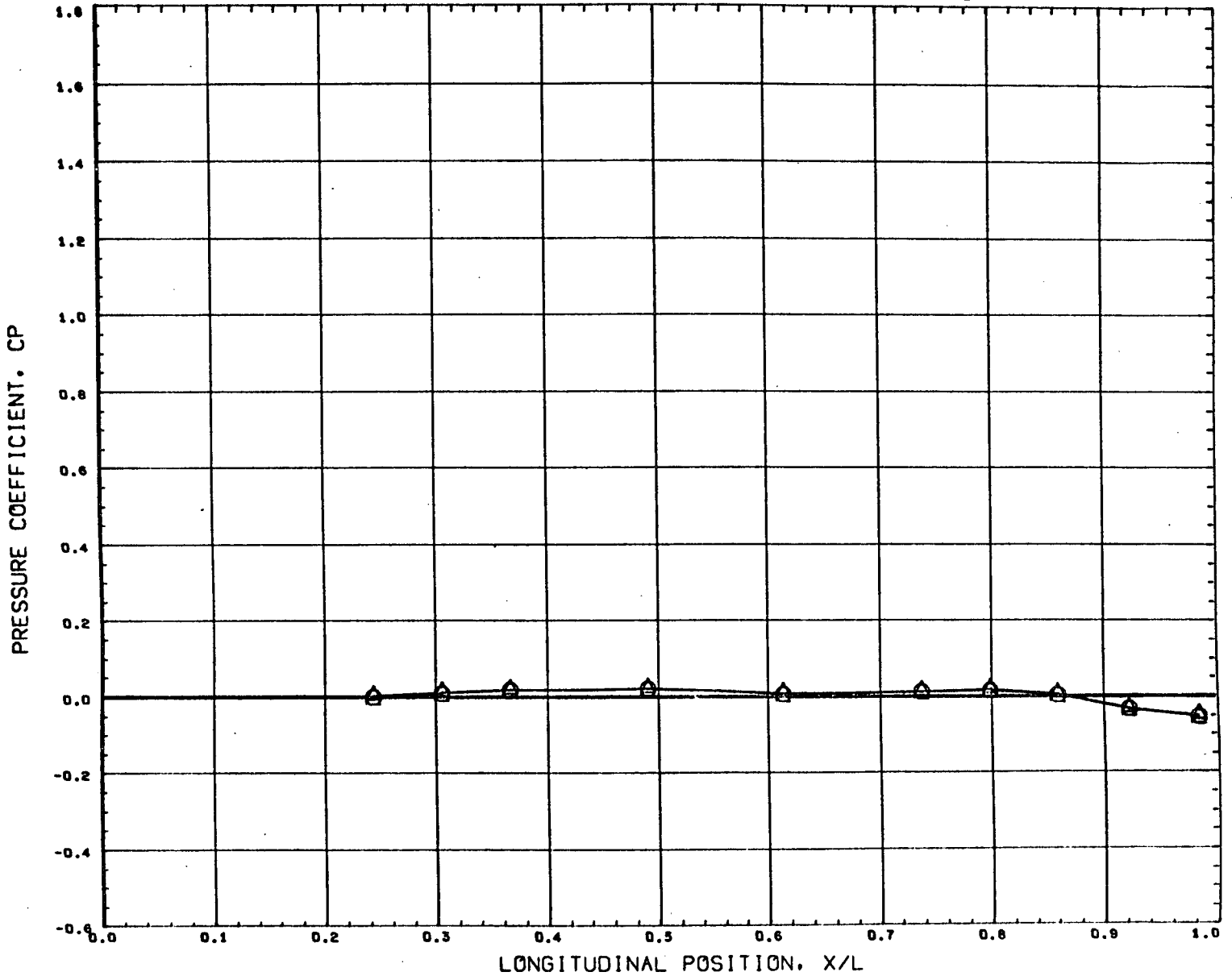
REFERENCE FILE

AEDC VA1163 MDAC BOOSTER (BODY)

•AT8314•

PAGE 61

LONGITUDINAL DISTRIBUTION OF BOOSTER FUSELAGE PRESSURES - MACH 3



SYMBOL	DELTA X	THETA	DELTA Z
○	0.390	24.000	0.908
△	0.521		

PARAMETRIC VALUES			
BETA	0.000	ALPHAB	5.017
MACH	3.000	ALPHA1	0.000
ORBPOW	100.000	BSTPOW	50.000

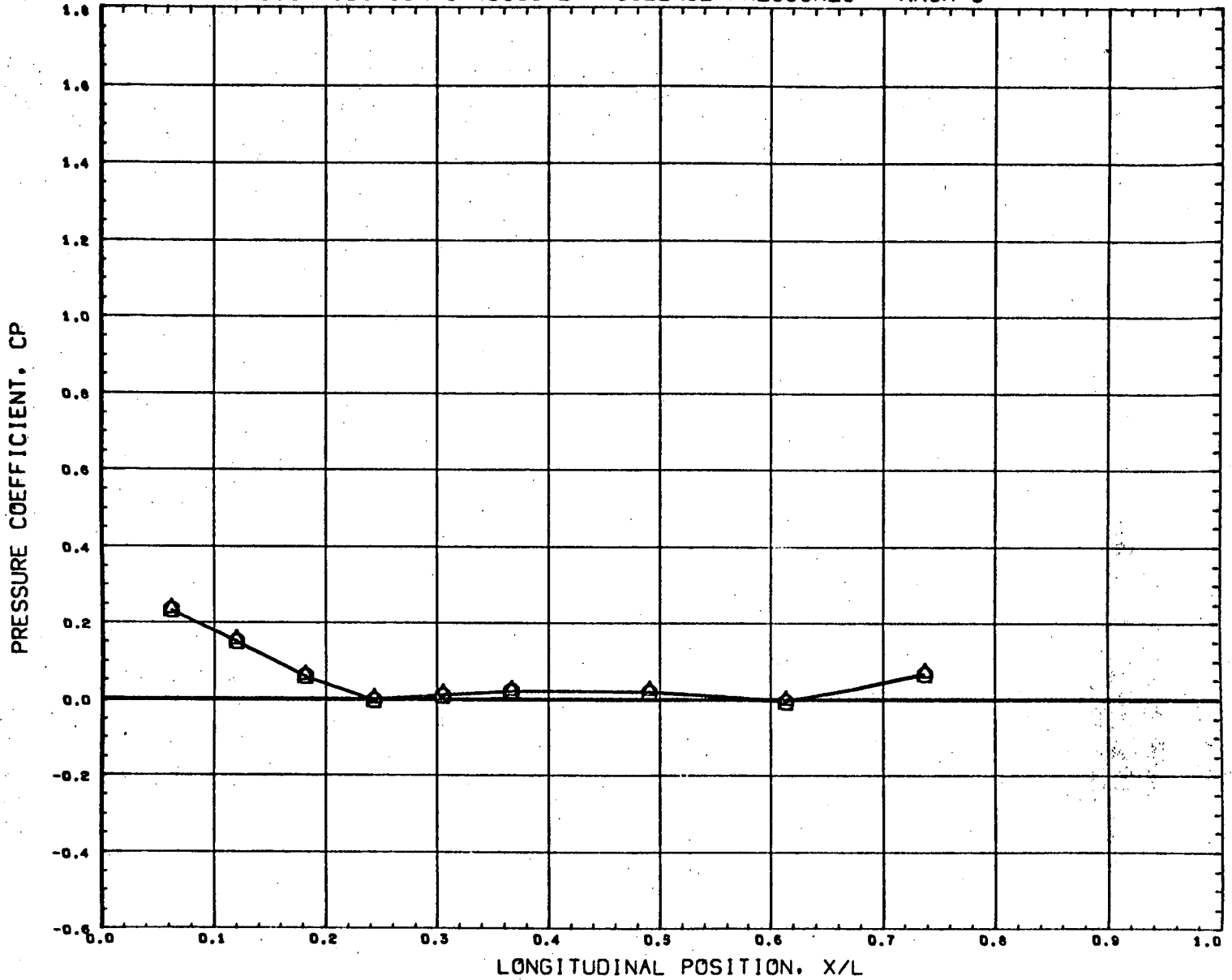
REFERENCE FILE

AEDC VA1163 MDAC BOOSTER (BODY)

•AT8314•

PAGE 62

LONGITUDINAL DISTRIBUTION OF BOOSTER FUSELAGE PRESSURES - MACH 3



SYMBOL	DELTA X	THETA	DELTA Z
○	0.390	45.000	0.908
△	0.921		

PARAMETRIC VALUES			
BETA	0.000	ALPHAB	5.017
MACH	3.000	ALPHA1	0.000
ORBPOW	100.000	BSTPOW	90.000

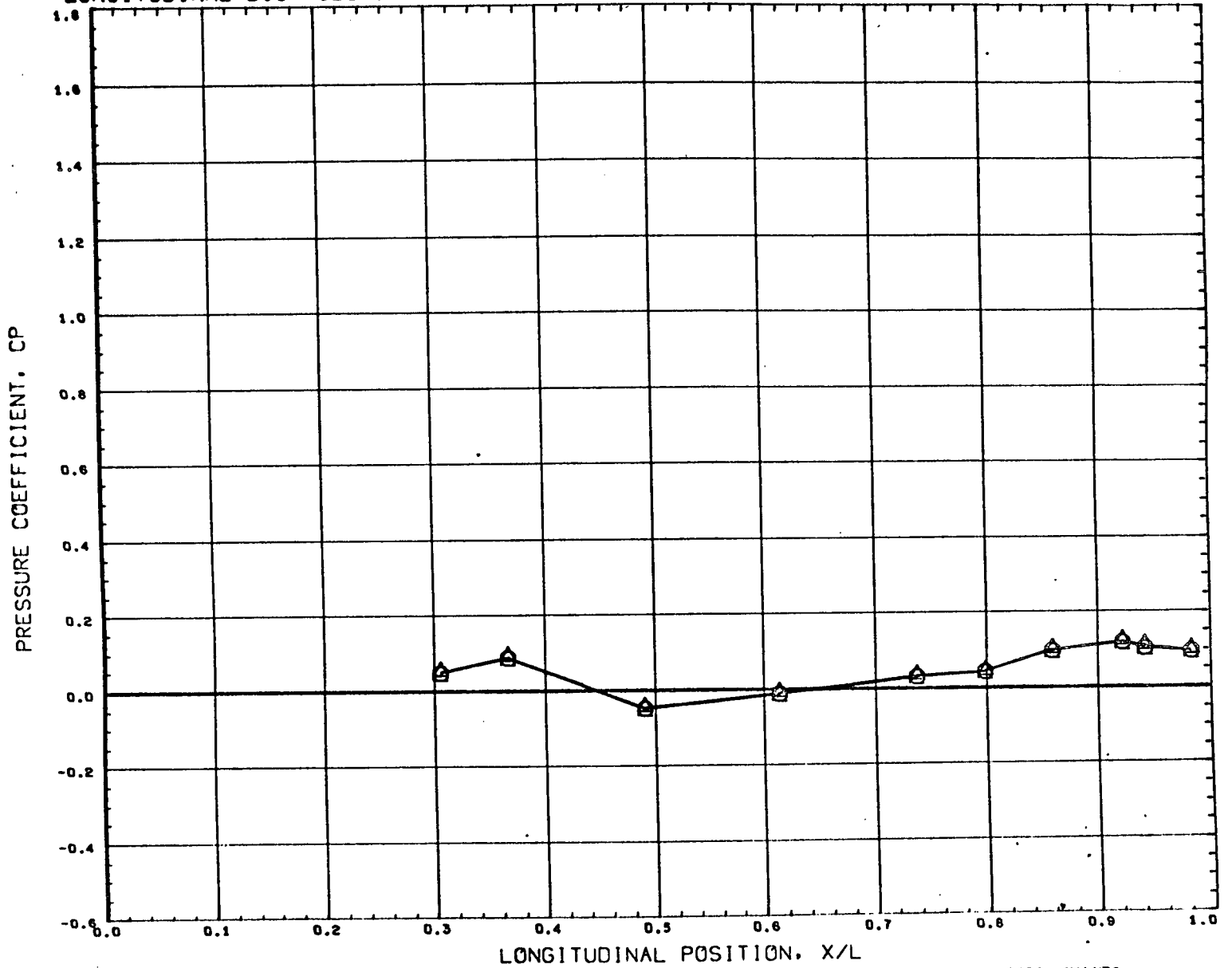
REFERENCE FILE

AEDC VA1163 MDAC BOOSTER (BODY)

•AT8314•

PAGE 63

LONGITUDINAL DISTRIBUTION OF BOOSTER FUSELAGE PRESSURES - MACH 3



SYMBOL	DELTA X	THETA	DELTA Z
○	0.390	90.000	0.908
△	0.521		

PARAMETRIC VALUES			
BETA	0.000	ALPHAB	5.017
MACH	3.000	ALPHA1	0.000
ORBPOW	100.000	BSTPOW	50.000

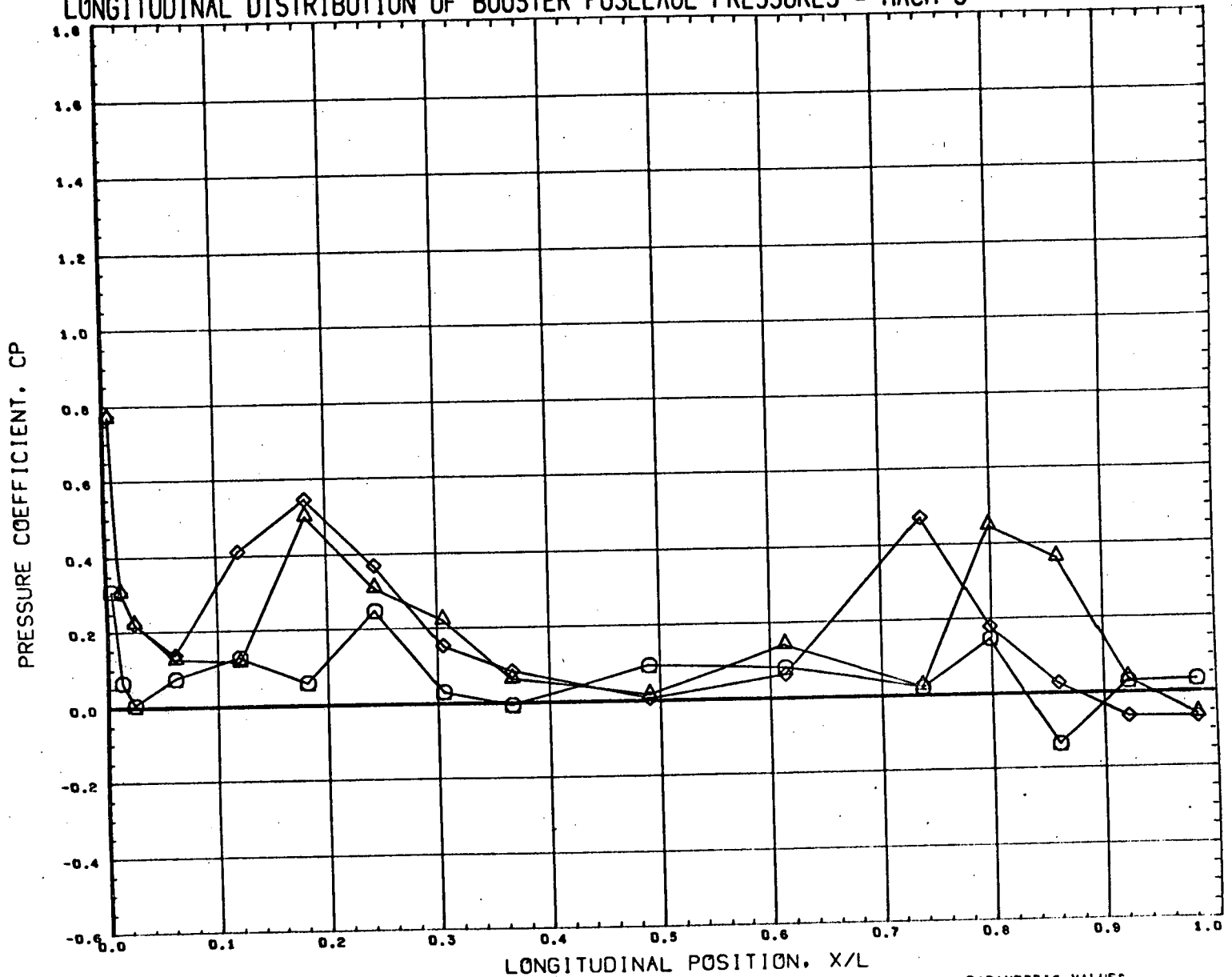
REFERENCE FILE

AEDC VA1163 MDAC BOOSTER (BODY)

•AT8314•

PAGE 64

LONGITUDINAL DISTRIBUTION OF BOOSTER FUSELAGE PRESSURES - MACH 3



SYMBOL	DELTA X	THETA	DELTA Z
○	0.143	0.000	0.120
△	0.103		
◇	0.227		

PARAMETRIC VALUES			
BETA	0.000	ALPHA	10.000
MACH	3.000	ALPHA1	0.000
ORBPOW	100.000	BSTPOW	50.000

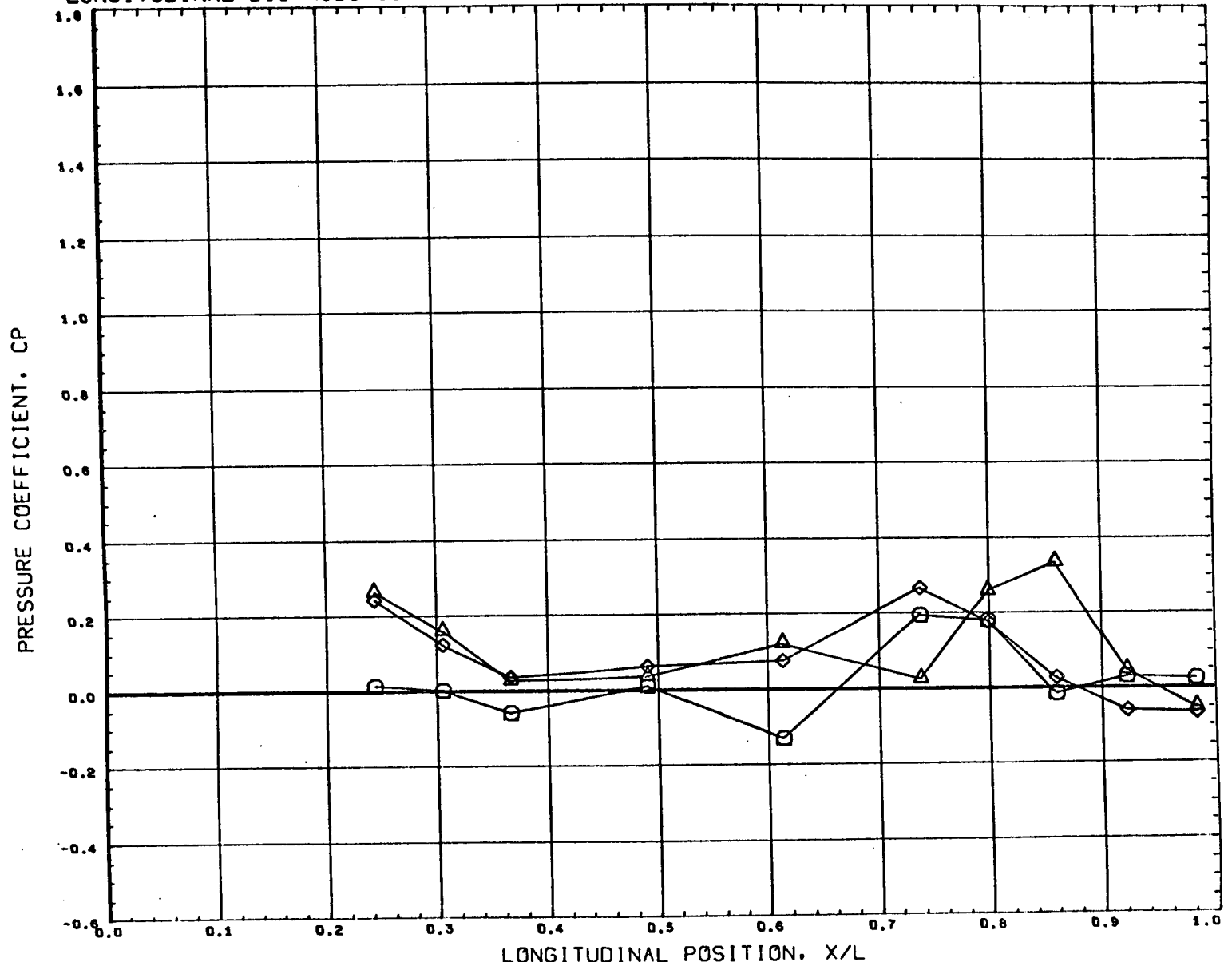
REFERENCE FILE

AEDC VA1163 MDAC BOOSTER (BODY)

•AT8315•

PAGE 65

LONGITUDINAL DISTRIBUTION OF BOOSTER FUSELAGE PRESSURES - MACH 3



SYMBOL	DELTA X	THETA	DELTA Z
○	0.143	24.000	0.120
△	0.103		
◇	0.227		

PARAMETRIC VALUES			
BETA	0.000	ALPHAB	10.003
MACH	3.000	ALPHA1	0.000
ORBPOW	100.000	BSTPOW	50.000

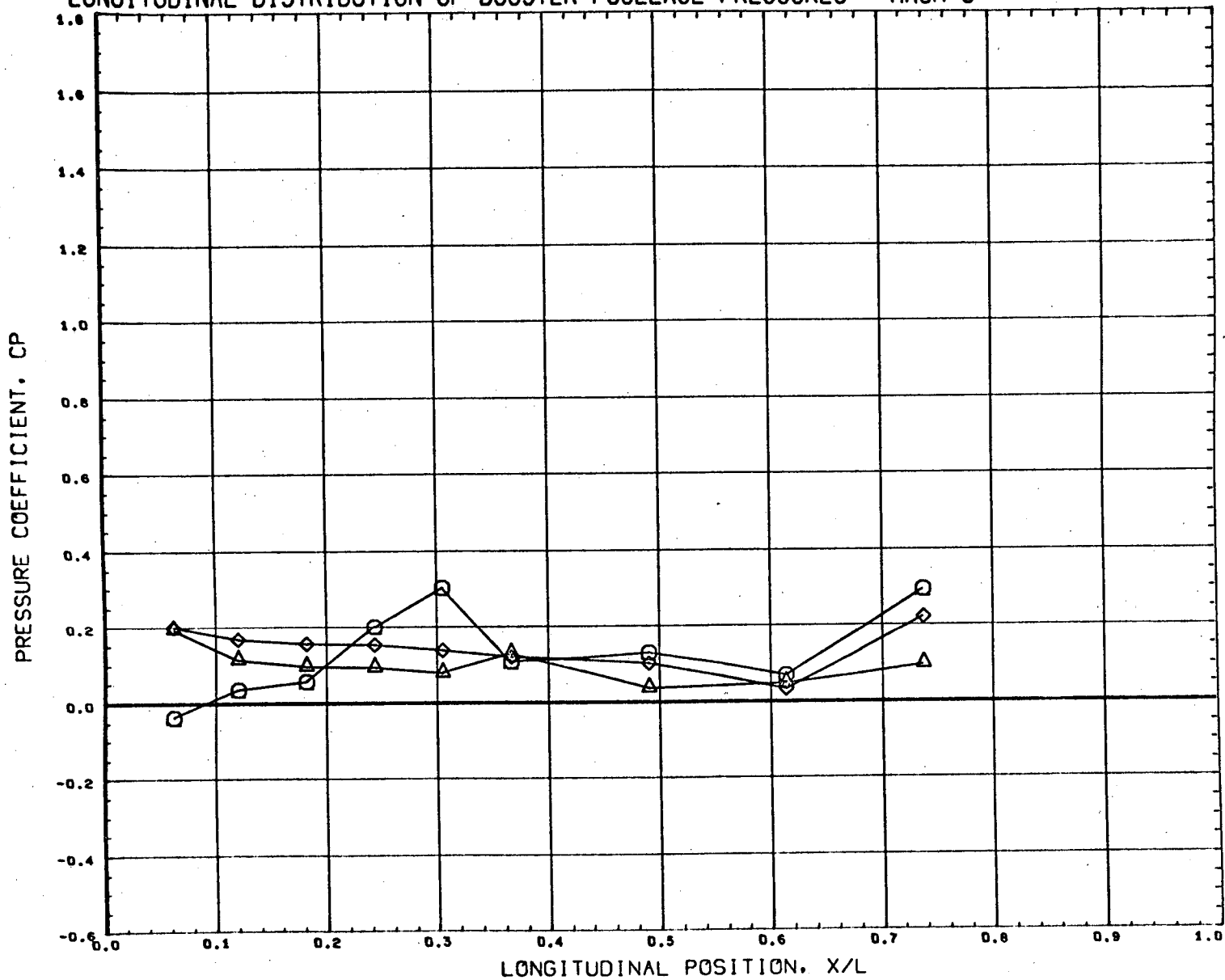
REFERENCE FILE

AEDC VA1163 MDAC BOOSTER (BODY)

•AT8315•

PAGE 66

LONGITUDINAL DISTRIBUTION OF BOOSTER FUSELAGE PRESSURES - MACH 3



SYMBOL	DELTA X	THETA	DELTA Z
○	0.143	45.000	0.120
△	0.103		
◇	0.227		

PARAMETRIC VALUES			
BETA	0.000	ALPHAB	10.003
MACH	3.000	ALPHA1	0.000
ORBPOW	100.000	BSTPOW	50.000

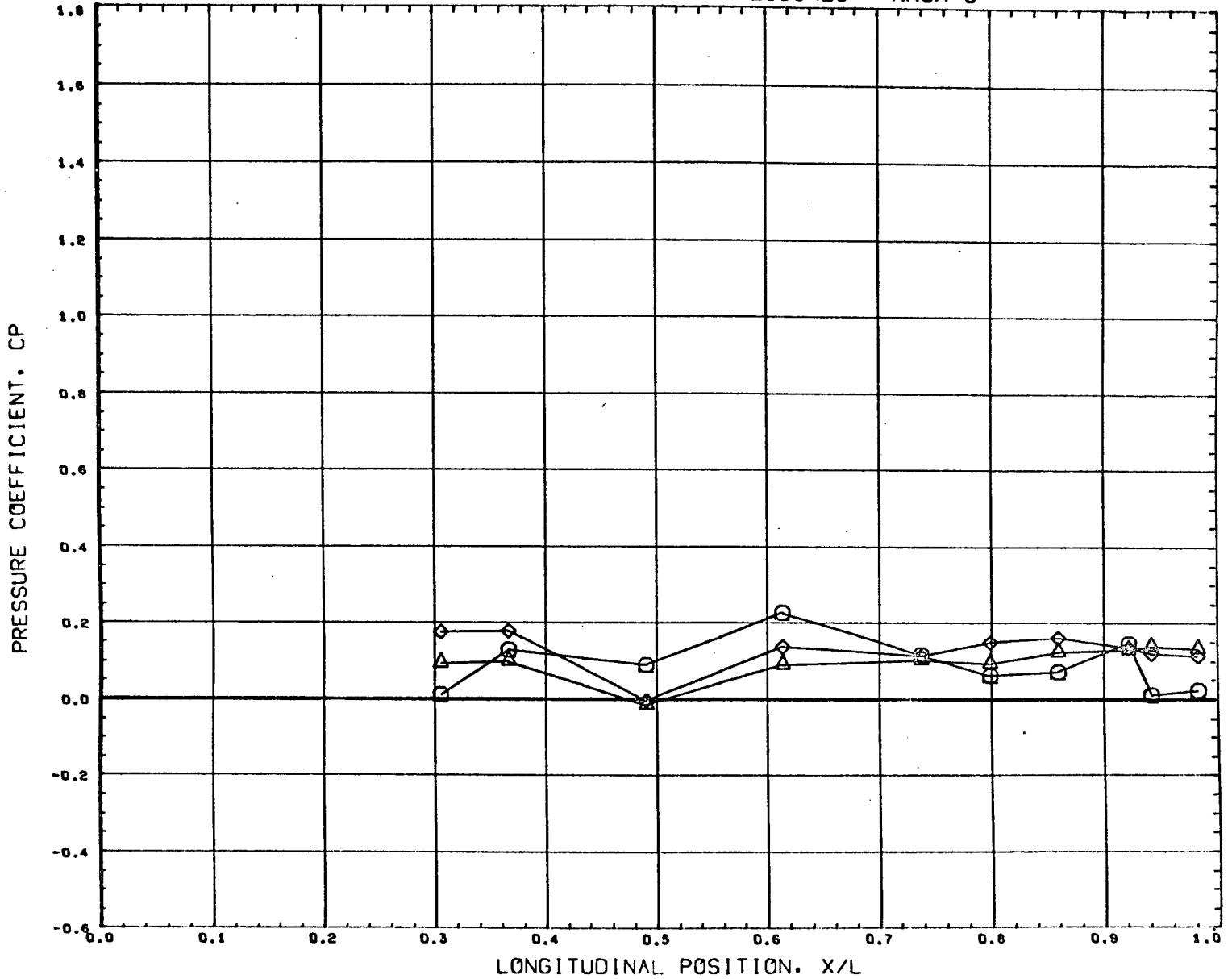
REFERENCE FILE

AEDC VA1163 MDAC BOOSTER (BODY)

•AT8315•

PAGE 67

LONGITUDINAL DISTRIBUTION OF BOOSTER FUSELAGE PRESSURES - MACH 3



SYMBOL	DELTA X	THETA	DELTA Z
○	0.143	90.000	0.120
△	0.103		
◇	0.227		

PARAMETRIC VALUES			
BETA	0.000	ALPHAB	10.003
MACH	3.000	ALPHA1	0.000
ORBPOW	100.000	BSTPOW	50.000

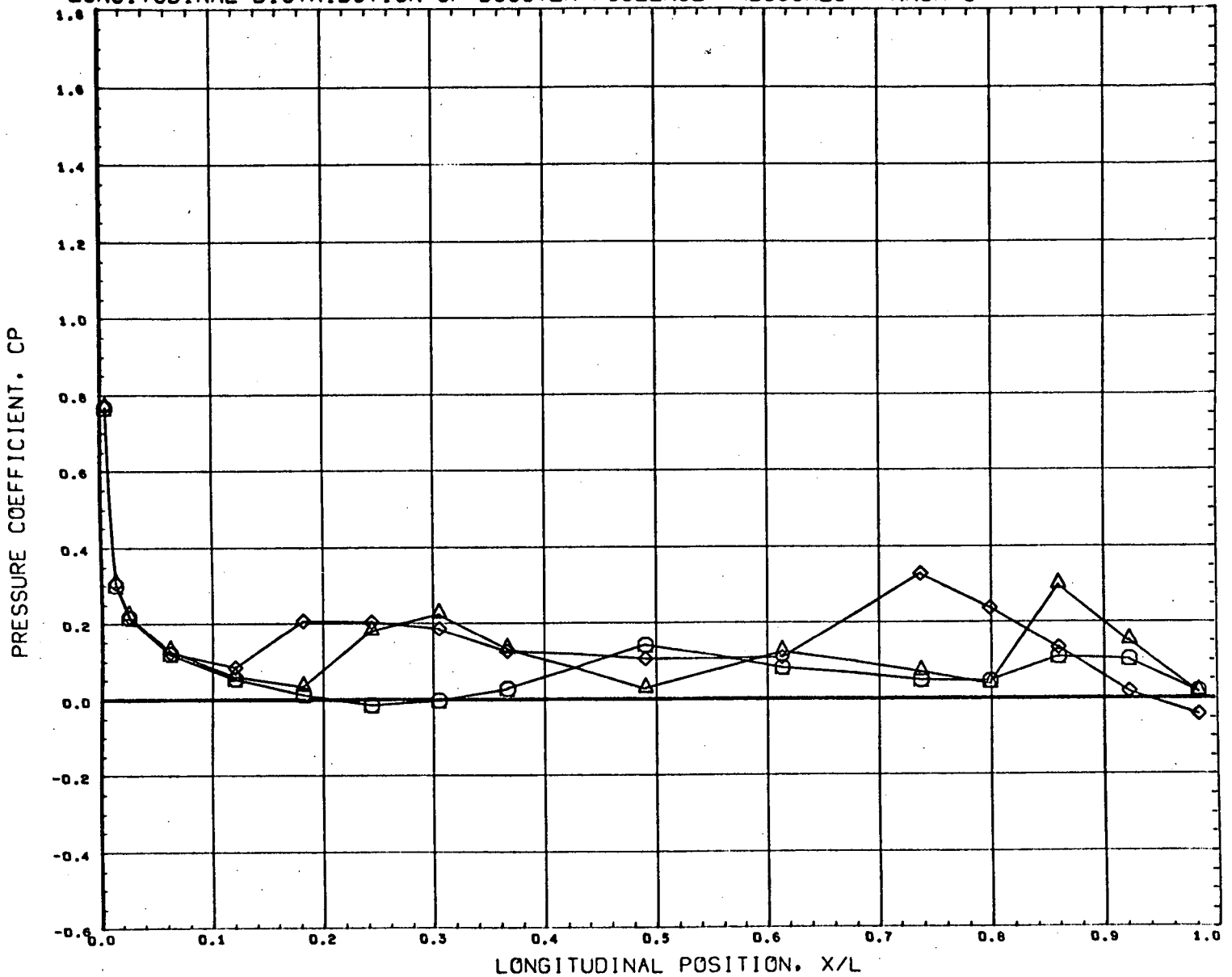
REFERENCE FILE

AEDC VA1163 MDAC BOOSTER (BODY)

•AT8315•

PAGE 68

LONGITUDINAL DISTRIBUTION OF BOOSTER FUSELAGE PRESSURES - MACH 3



SYMBOL	DELTA X	THETA	DELTA Z
○	0.143	0.000	0.151
△	0.104		
◇	0.226		

PARAMETRIC VALUES			
BETA	0.000	ALPHAB	10.003
MACH	3.000	ALPHA1	0.000
ORBPOW	100.000	BSTPOW	50.000

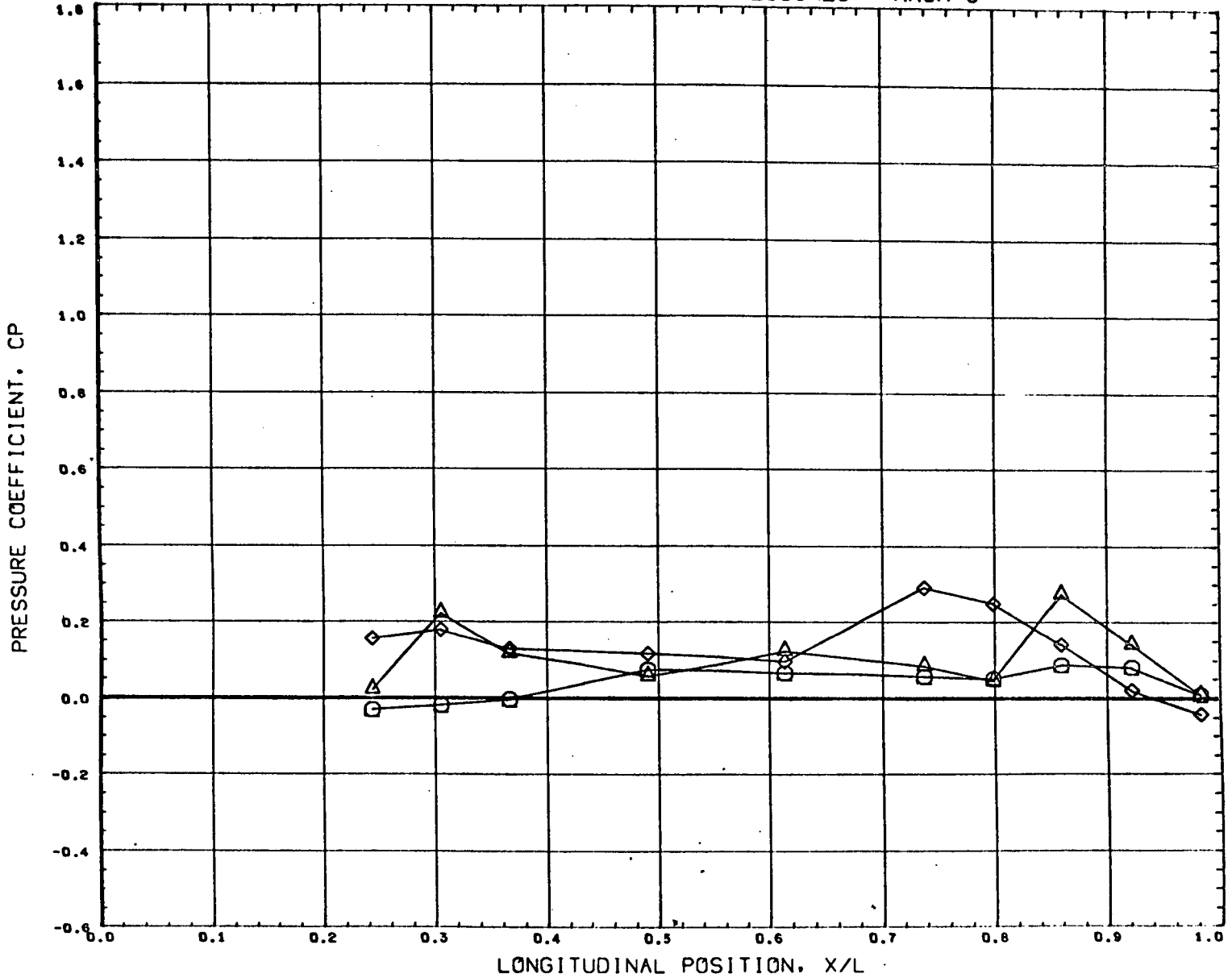
REFERENCE FILE

AEDC VA1163 MDAC BOOSTER (BODY)

•AT8315•

PAGE 69

LONGITUDINAL DISTRIBUTION OF BOOSTER FUSELAGE PRESSURES - MACH 3



SYMBOL	DELTA X	THETA	DELTA Z
○	0.143	24.000	0.151
△	0.104		
◇	0.226		

PARAMETRIC VALUES			
BETA	0.000	ALPHAB	10.003
MACH	3.000	ALPHAI	0.000
ORBPOW	100.000	BSTPOW	50.000

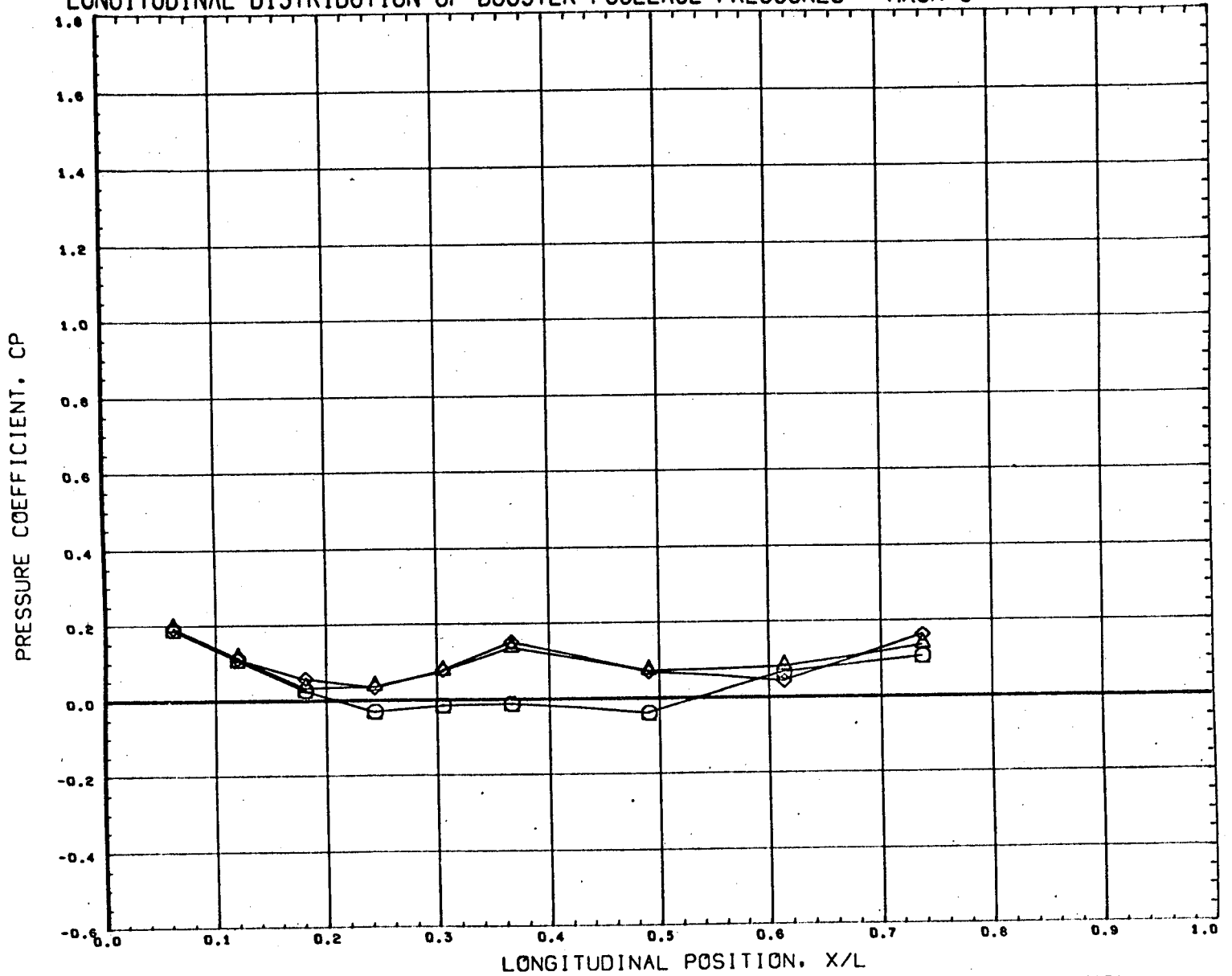
REFERENCE FILE

AEDC VA1163 MDAC BOOSTER (BODY)

•AT8315•

PAGE 70

LONGITUDINAL DISTRIBUTION OF BOOSTER FUSELAGE PRESSURES - MACH 3



SYMBOL	DELTA X	THETA	DELTA Z
○	0.143	45.000	0.151
△	0.104		
◇	0.226		

PARAMETRIC VALUES			
BETA	0.000	ALPHAB	10.003
MACH	3.000	ALPHA1	0.000
ORBPOW	100.000	BSTPOW	50.000

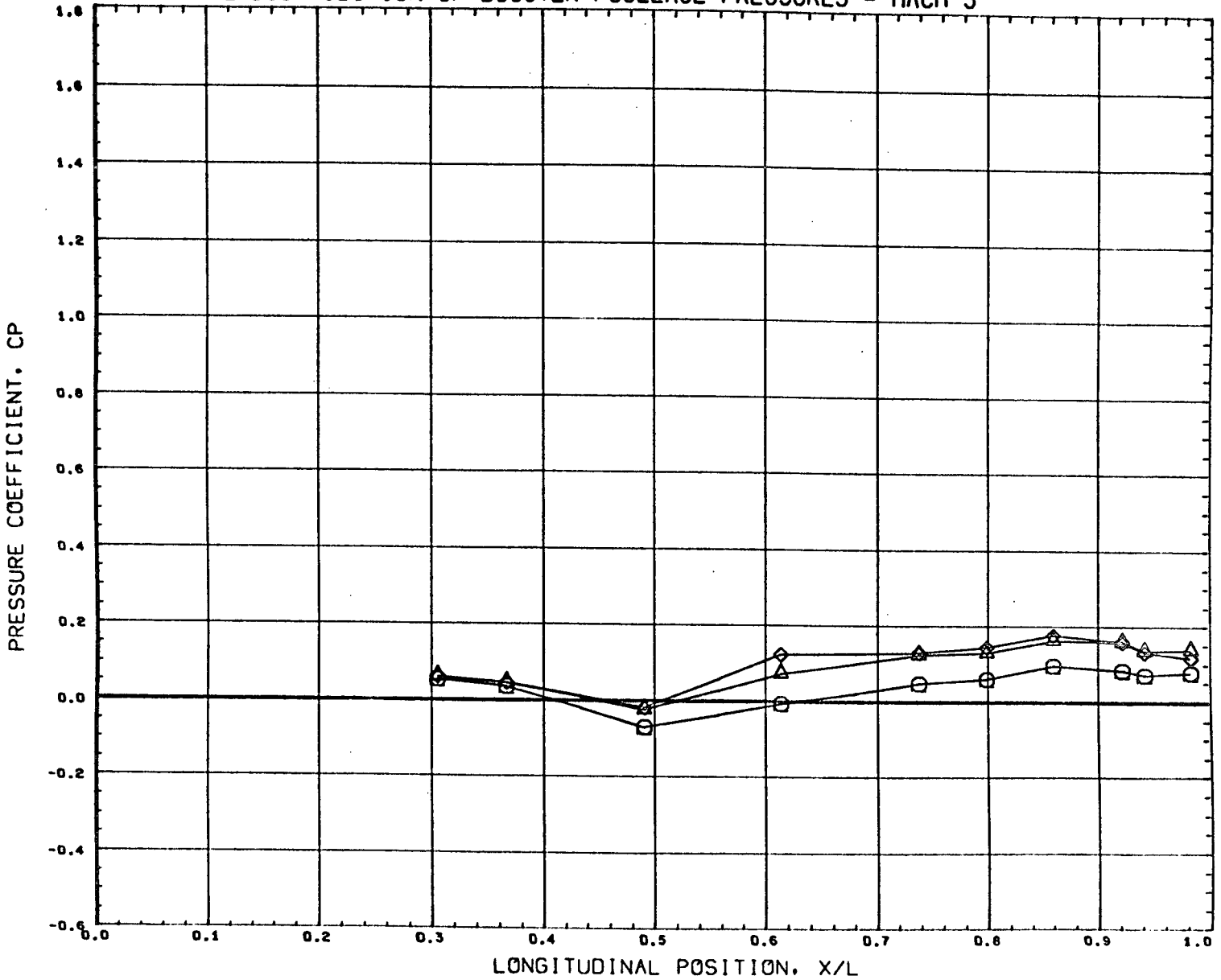
REFERENCE FILE

AEDC VA1163 MDAC BOOSTER (BODY)

•AT8315•

PAGE 71

LONGITUDINAL DISTRIBUTION OF BOOSTER FUSELAGE PRESSURES - MACH 3



SYMBOL	DELTA X	THETA	DELTA Z
○	0.143	90.000	0.151
△	0.104		
◇	0.226		

PARAMETRIC VALUES			
BETA	0.000	ALPHA B	10.003
MACH	3.000	ALPHA I	0.000
ORBPOW	100.000	BSTPOW	50.000

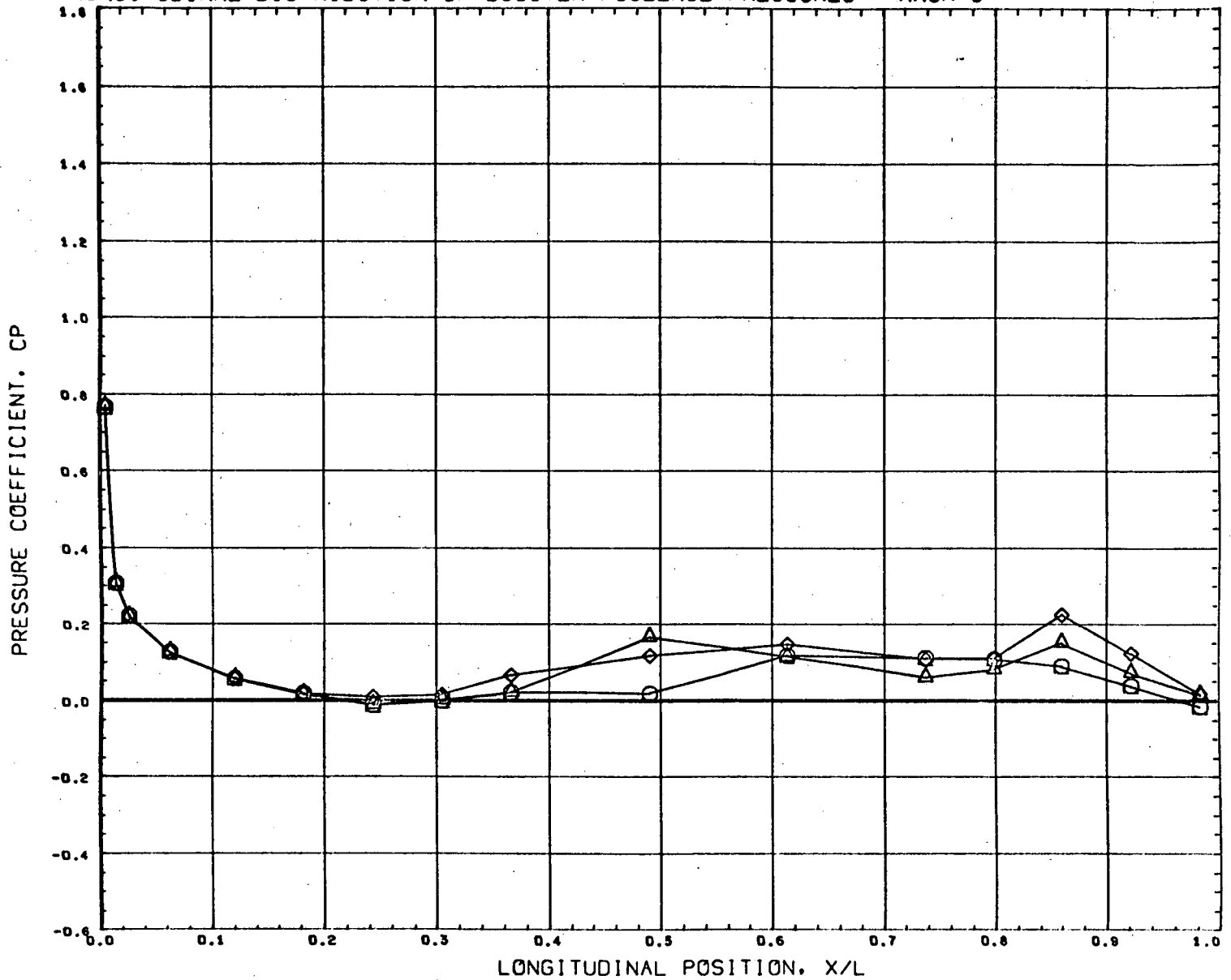
REFERENCE FILE

AEDC VA1163 MDAC BOOSTER (BODY)

•AT8315•

PAGE 72

LONGITUDINAL DISTRIBUTION OF BOOSTER FUSELAGE PRESSURES - MACH 3

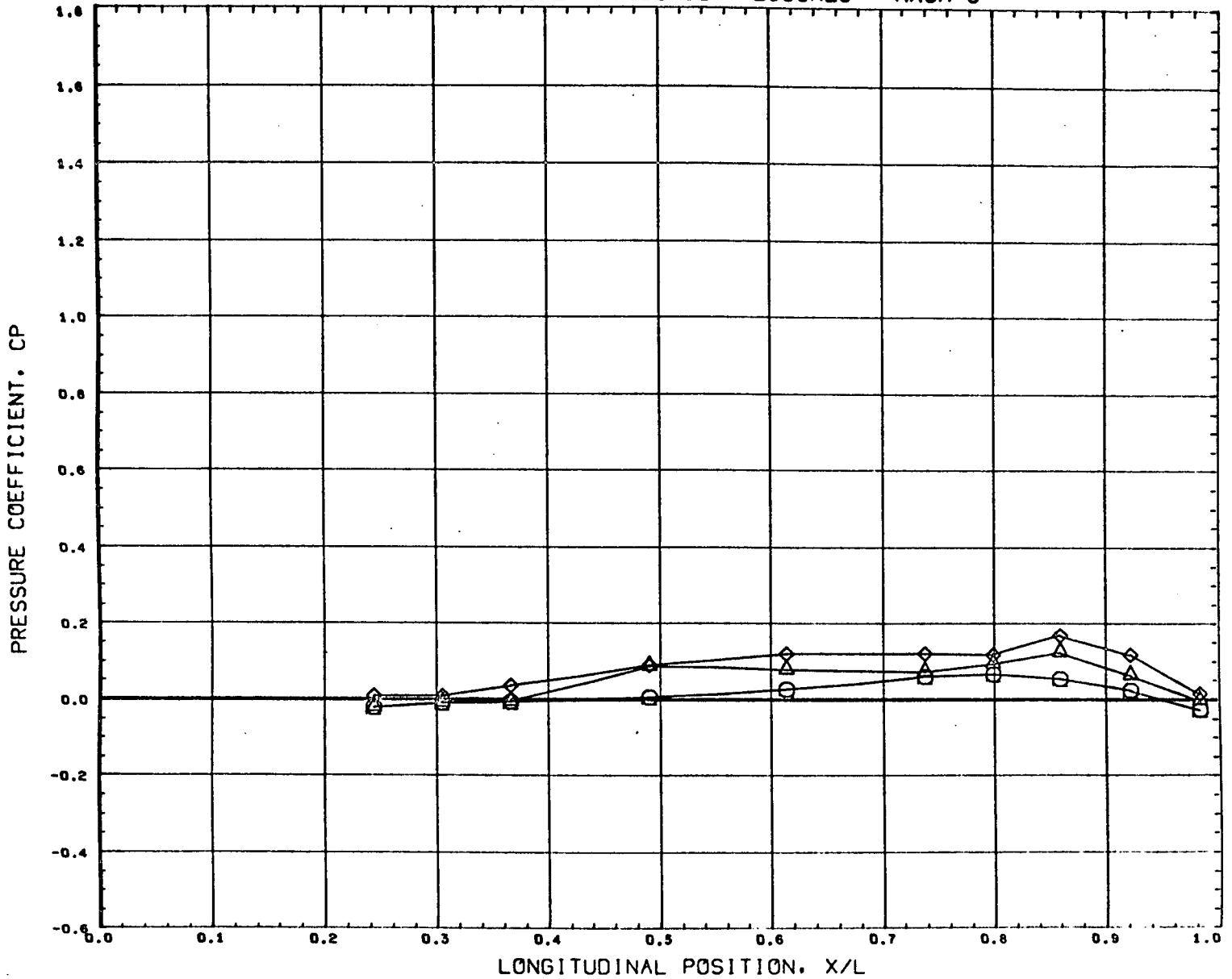


SYMBOL	DELTA X	THETA	DELTA Z
○	0.143	0.000	0.228
△	0.103		
◇	0.226		

PARAMETRIC VALUES			
BETA	0.000	ALPHAB	10.003
MACH	3.000	ALPHA1	0.000
ORBPOW	100.000	BSTPOW	50.000

REFERENCE FILE

LONGITUDINAL DISTRIBUTION OF BOOSTER FUSELAGE PRESSURES - MACH 3

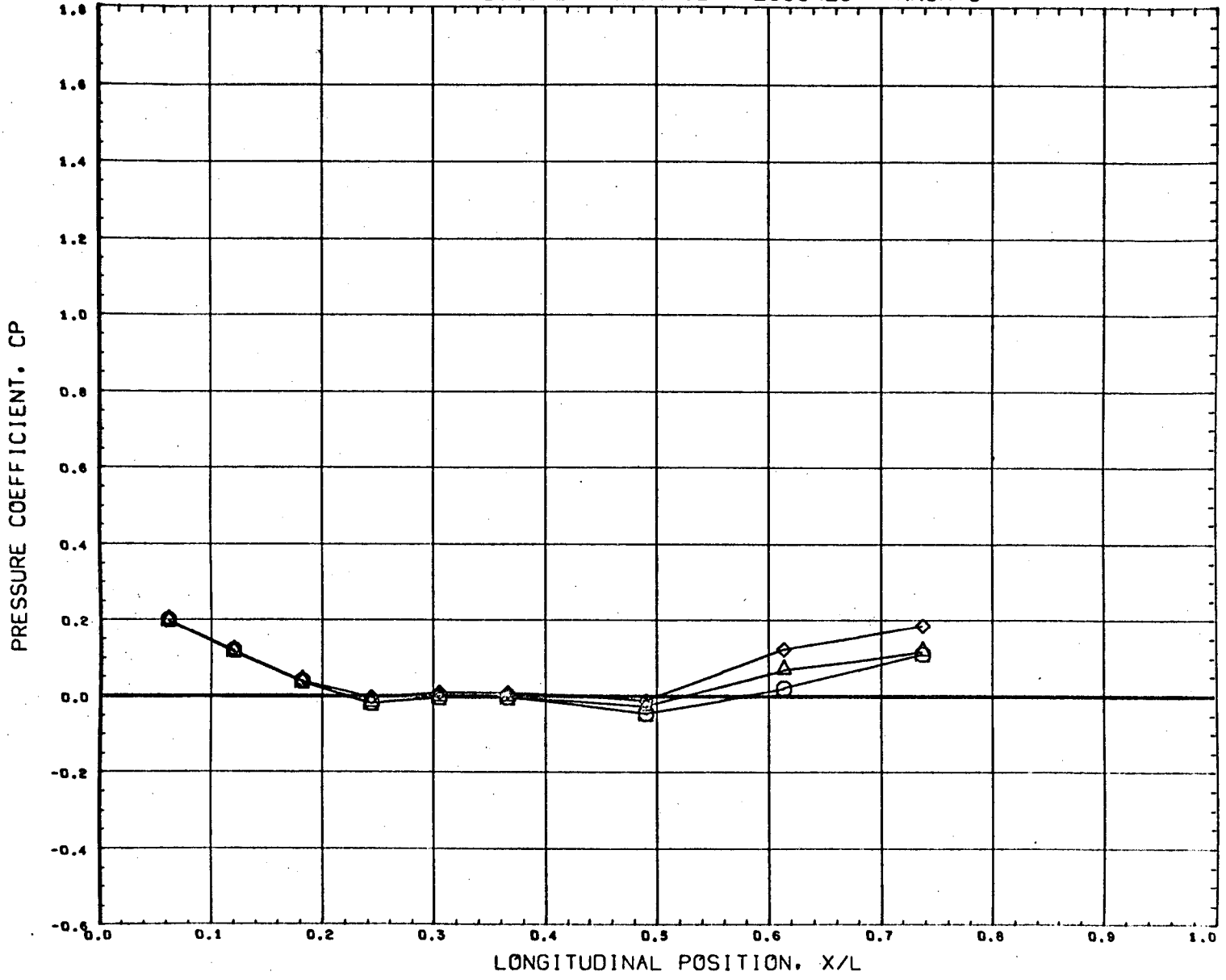


SYMBOL	DELTA X	THETA	DELTA Z
○	0.143	24.000	0.228
△	0.103		
◇	0.226		

PARAMETRIC VALUES			
BETA	0.000	ALPHA B	10.003
MACH	3.000	ALPHA I	0.000
ORBPOW	100.000	BSTPOW	50.000

REFERENCE FILE

LONGITUDINAL DISTRIBUTION OF BOOSTER FUSELAGE PRESSURES - MACH 3



SYMBOL	DELTA X	THETA	DELTA Z
○	0.143	45.000	0.226
△	0.103		
◇	0.226		

PARAMETRIC VALUES			
BETA	0.000	ALPHAB	10.003
MACH	3.000	ALPHA I	0.000
ORBPOW	100.000	BSTPOW	50.000

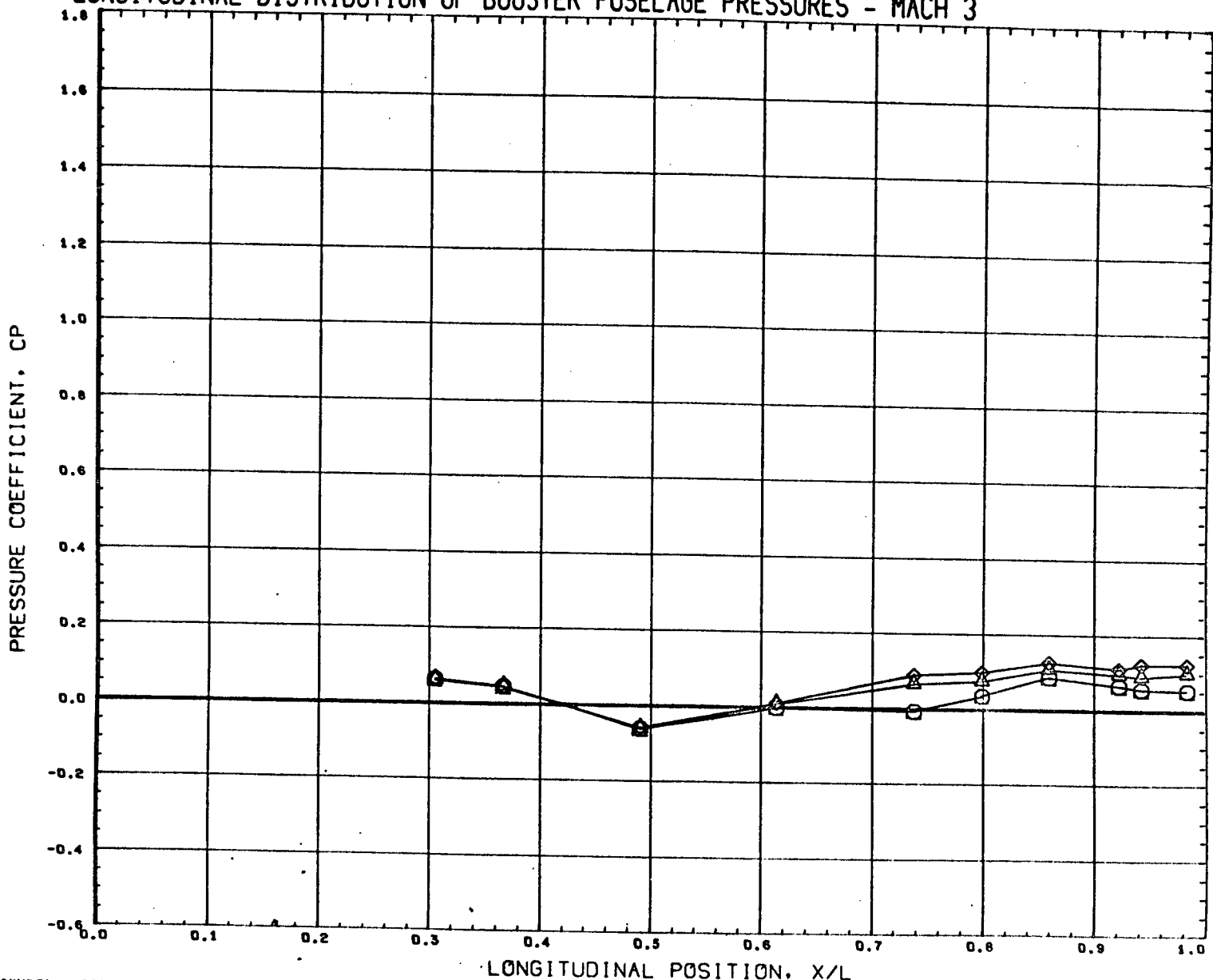
REFERENCE FILE

AEDC VA1163 MDAC BOOSTER (BODY)

•AT8315•

PAGE 75

LONGITUDINAL DISTRIBUTION OF BOOSTER FUSELAGE PRESSURES - MACH 3



SYMBOL	DELTA X	THETA	DELTA Z
○	0.143	90.000	0.226
△	0.103		
◇	0.226		

PARAMETRIC VALUES			
BETA	0.000	ALPHAB	10.003
MACH	3.000	ALPHA1	0.000
ORBPOW	100.000	BSTPOW	50.000

REFERENCE FILE

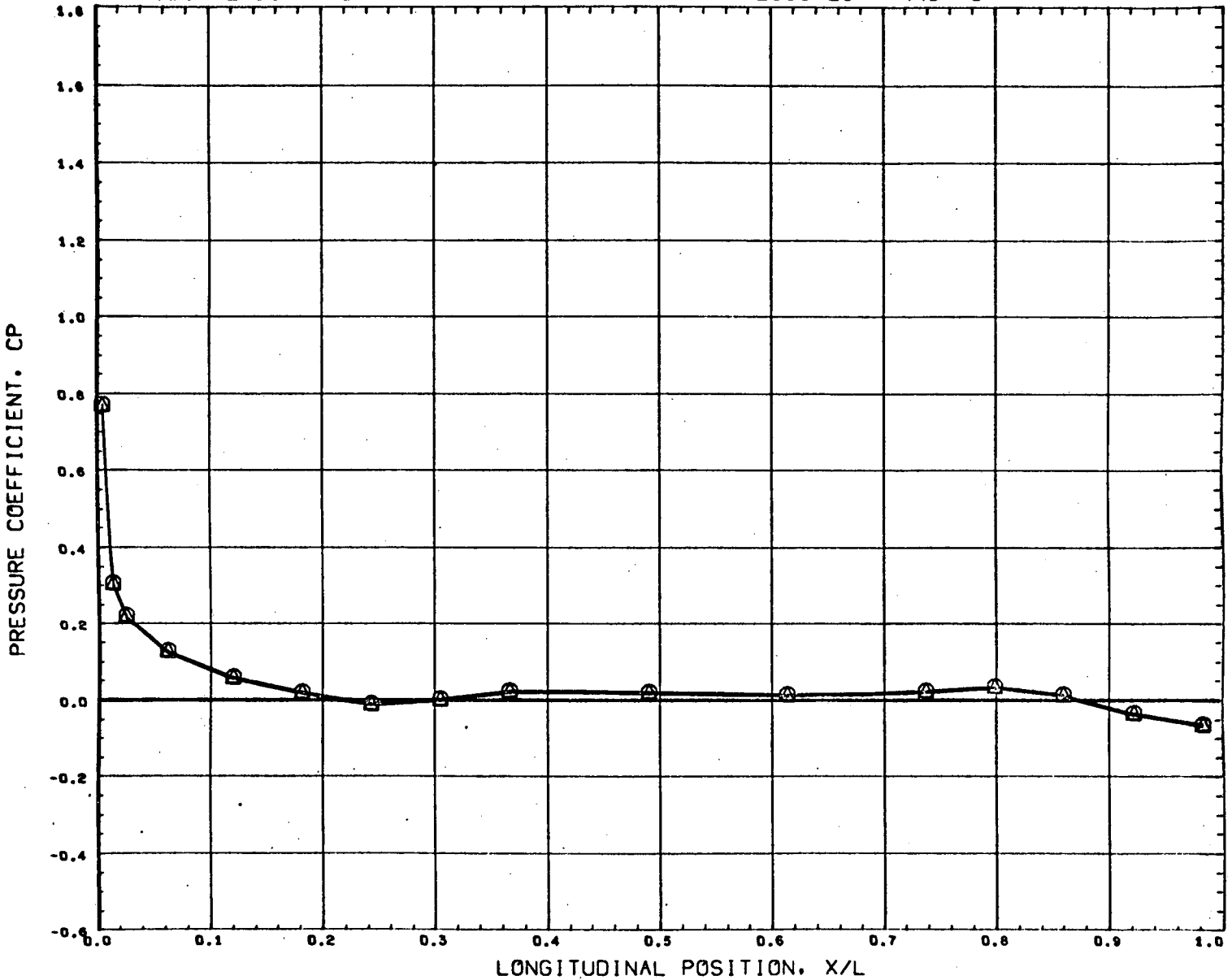
AEDC VA1163 MDAC BOOSTER (BODY)

•AT8315•

PAGE 76

3/12

LONGITUDINAL DISTRIBUTION OF BOOSTER FUSELAGE PRESSURES - MACH 3



SYMBOL	DELTA X	THETA	DELTA Z
○	0.391	0.000	0.908
△	0.518		

PARAMETRIC VALUES			
BETA	0.000	ALPHAB	10.003
MACH	3.000	ALPHA1	0.000
ORBPOW	100.000	BSTPOW	50.000

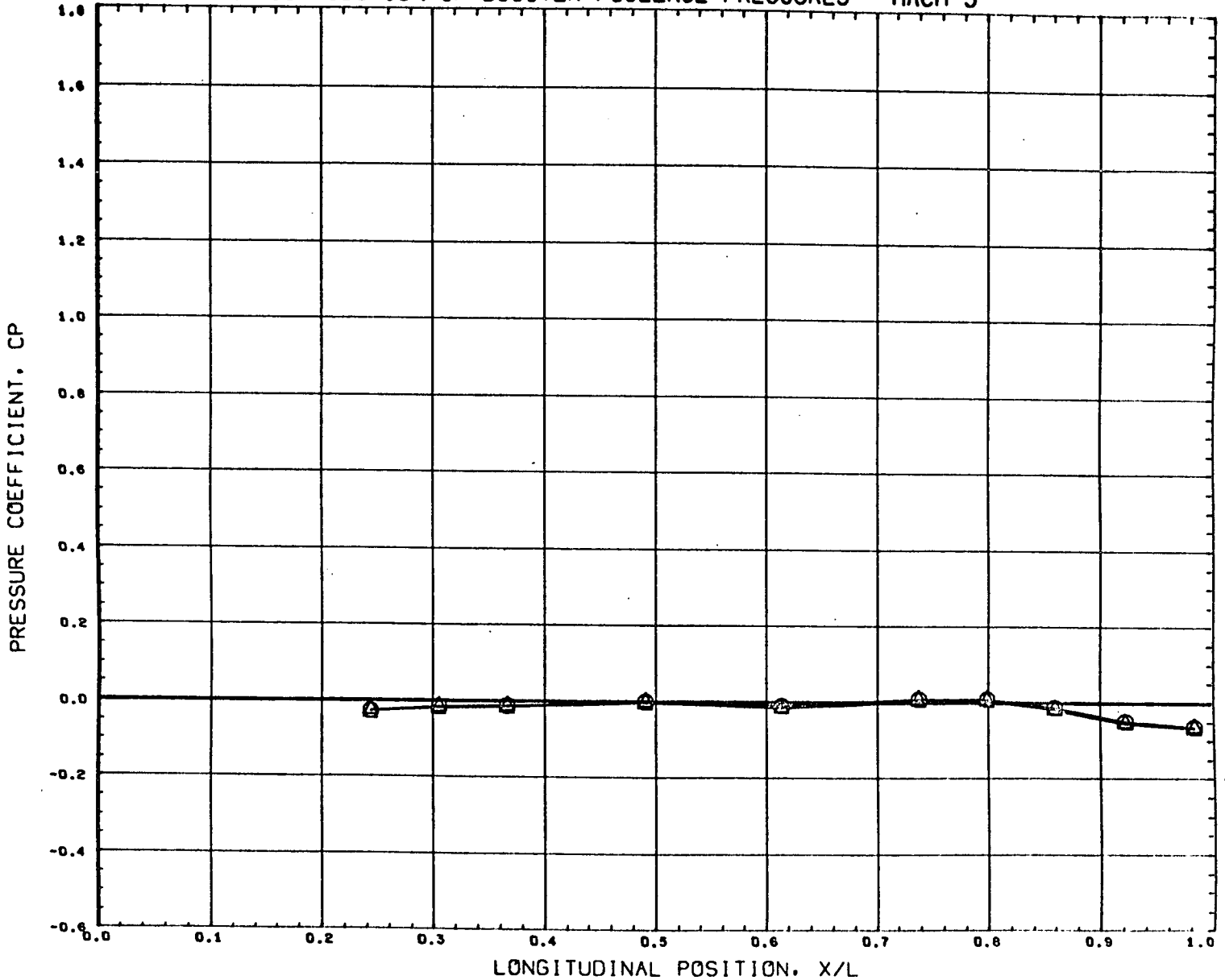
REFERENCE FILE

AEDC VA1163 MDAC BOOSTER (BODY)

•AT8315•

PAGE 77

LONGITUDINAL DISTRIBUTION OF BOOSTER FUSELAGE PRESSURES - MACH 3



SYMBOL	DELTA X	THETA	DELTA Z
○	0.391	24.000	0.908
△	0.518		

PARAMETRIC VALUES			
BETA	0.000	ALPHAB	10.003
MACH	3.000	ALPHA1	0.000
ORBPOW	100.000	BSTPOW	50.000

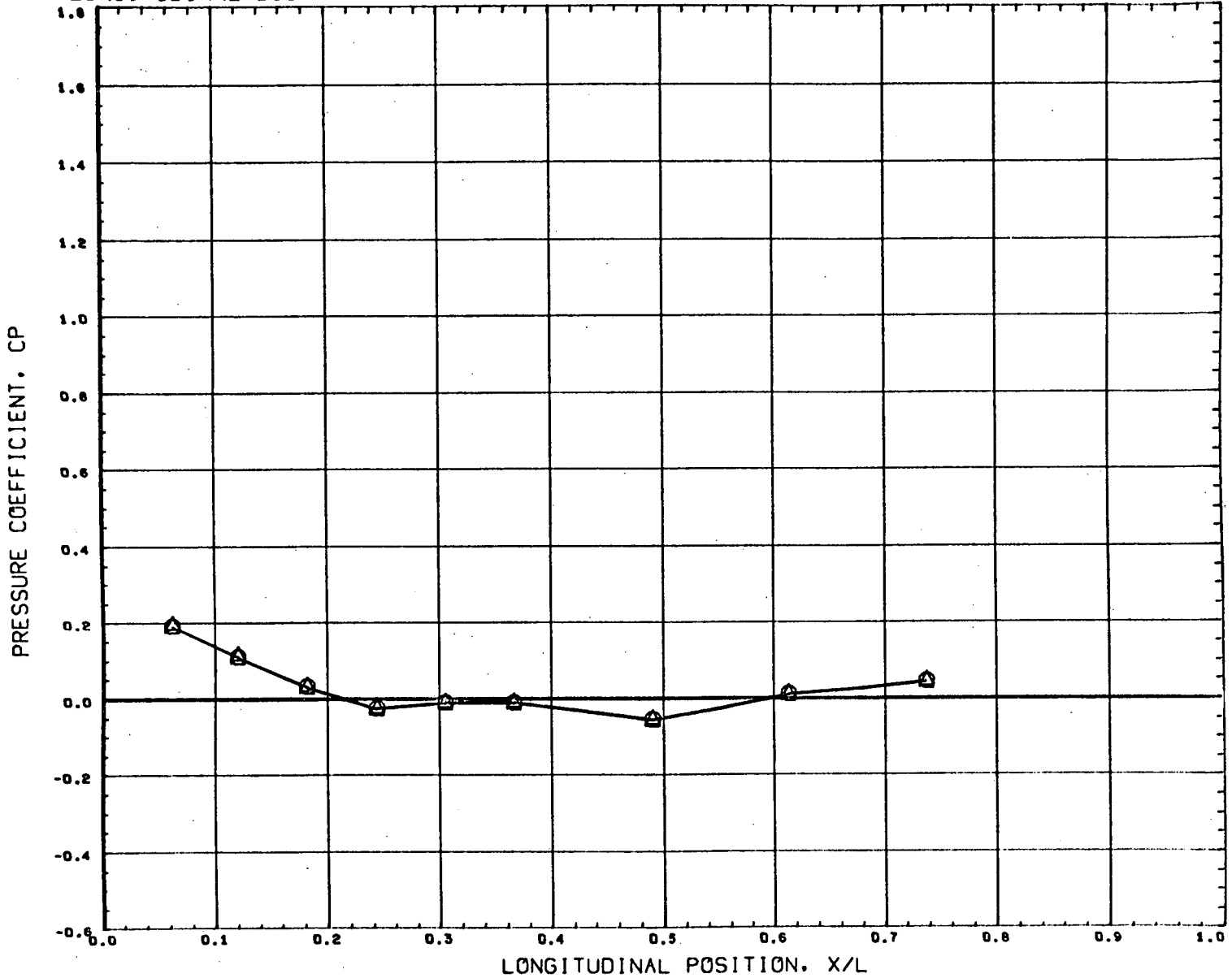
REFERENCE FILE

AEDC VA1163 MDAC BOOSTER (BODY)

•AT8315•

PAGE 78

LONGITUDINAL DISTRIBUTION OF BOOSTER FUSELAGE PRESSURES - MACH 3



SYMBOL	DELTA X	THETA	DELTA Z
○	0.391	45.000	0.908
△	0.518		

PARAMETRIC VALUES			
BETA	0.000	ALPHAB	10.003
MACH	3.000	ALPHA1	0.000
ORBPOW	100.000	BSTPOW	50.000

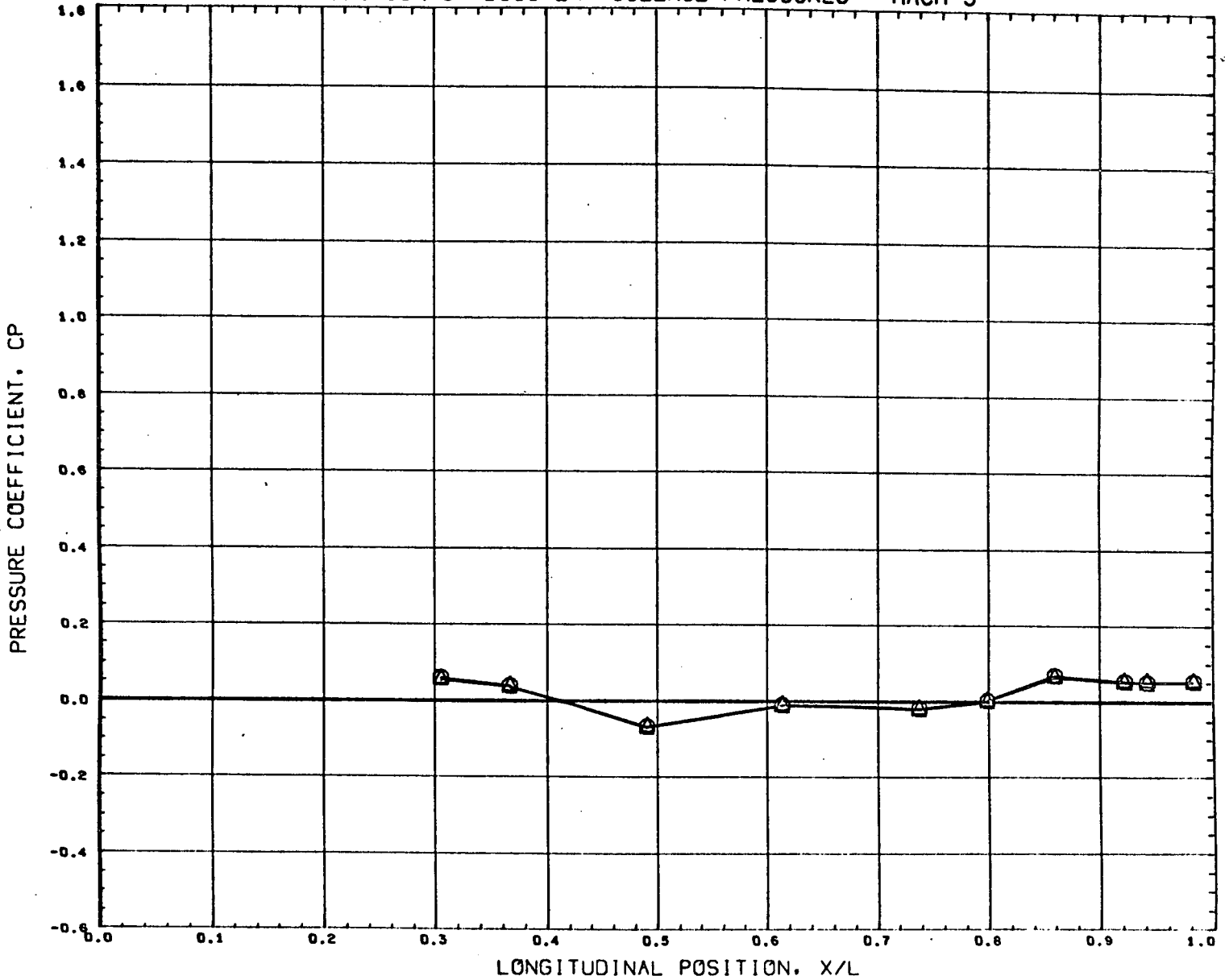
REFERENCE FILE

AEDC VA1163 MDAC BOOSTER (BODY)

•AT8315•

PAGE 79

LONGITUDINAL DISTRIBUTION OF BOOSTER FUSELAGE PRESSURES - MACH 3



SYMBOL	DELTA X	THETA	DELTA Z
○	0.381	90.000	0.908
△	0.518		

PARAMETRIC VALUES			
BETA	0.000	ALPHAB	10.003
MACH	3.000	ALPHA1	0.000
ORBPOW	100.000	BSTPOW	50.000

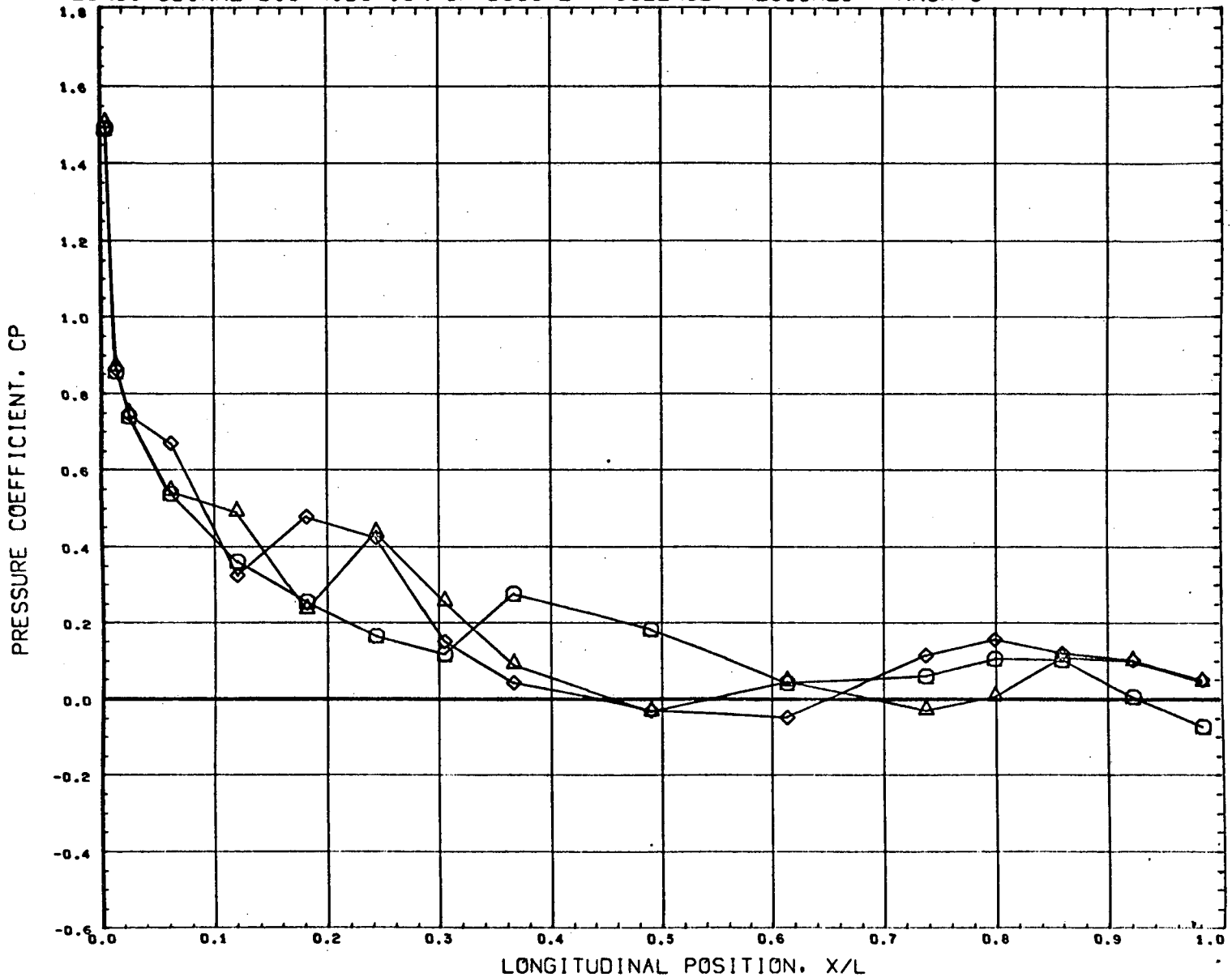
REFERENCE FILE

AEDC VA1163 MDAC BOOSTER (BODY)

•AT8315•

PAGE 80

LONGITUDINAL DISTRIBUTION OF BOOSTER FUSELAGE PRESSURES - MACH 3



SYMBOL	DELTA X	THETA	DELTA Z
○	0.143	0.000	0.120
△	0.103		
◇	0.227		

PARAMETRIC VALUES			
BETA	0.000	ALPHA B	9.977
MACH	3.000	ALPHA 1	0.000
ORBPOW	0.000	BSTPOW	0.000

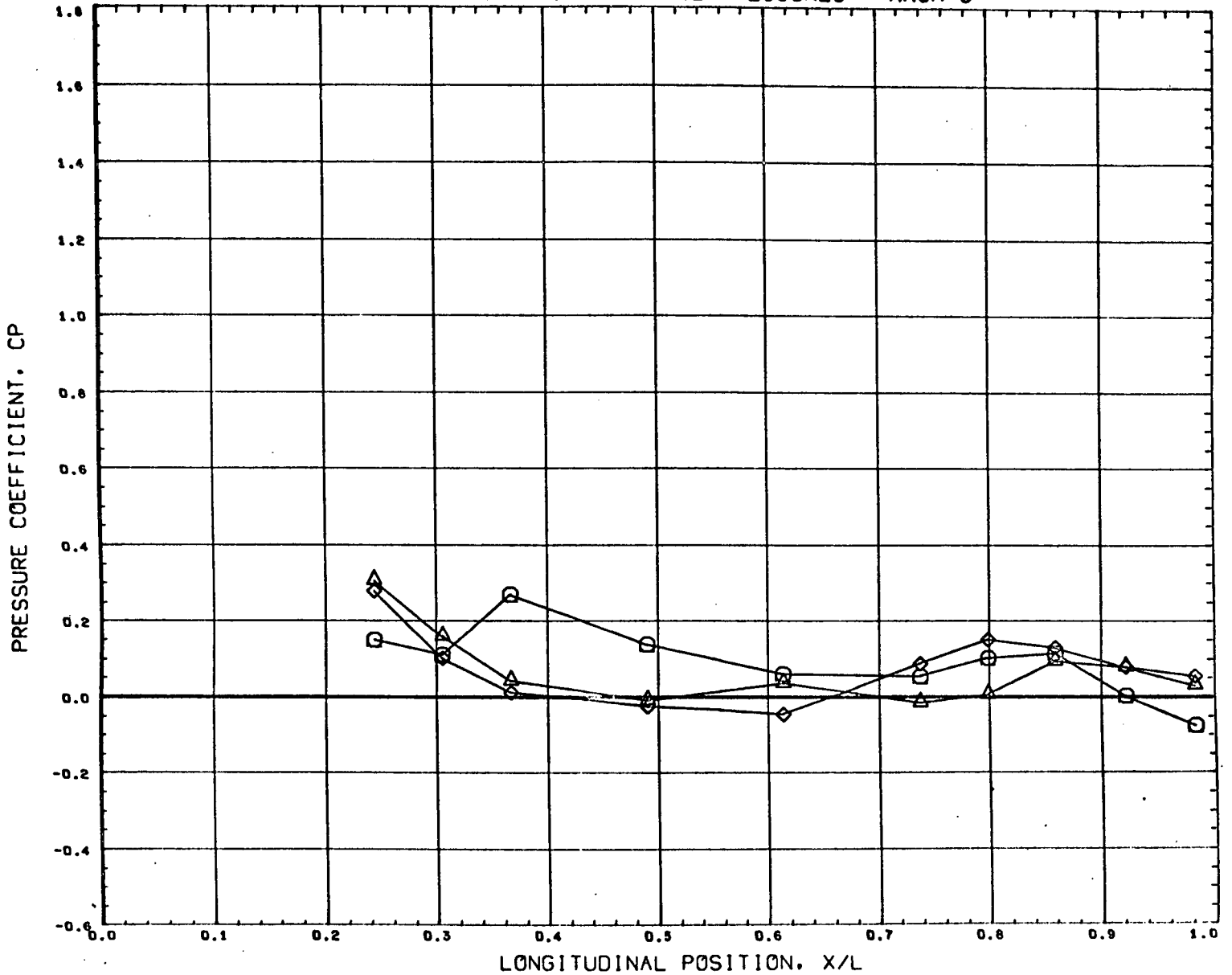
REFERENCE FILE

AEDC VA1163 MDAC BOOSTER (BODY)

•AT8321•

PAGE 81

LONGITUDINAL DISTRIBUTION OF BOOSTER FUSELAGE PRESSURES - MACH 3

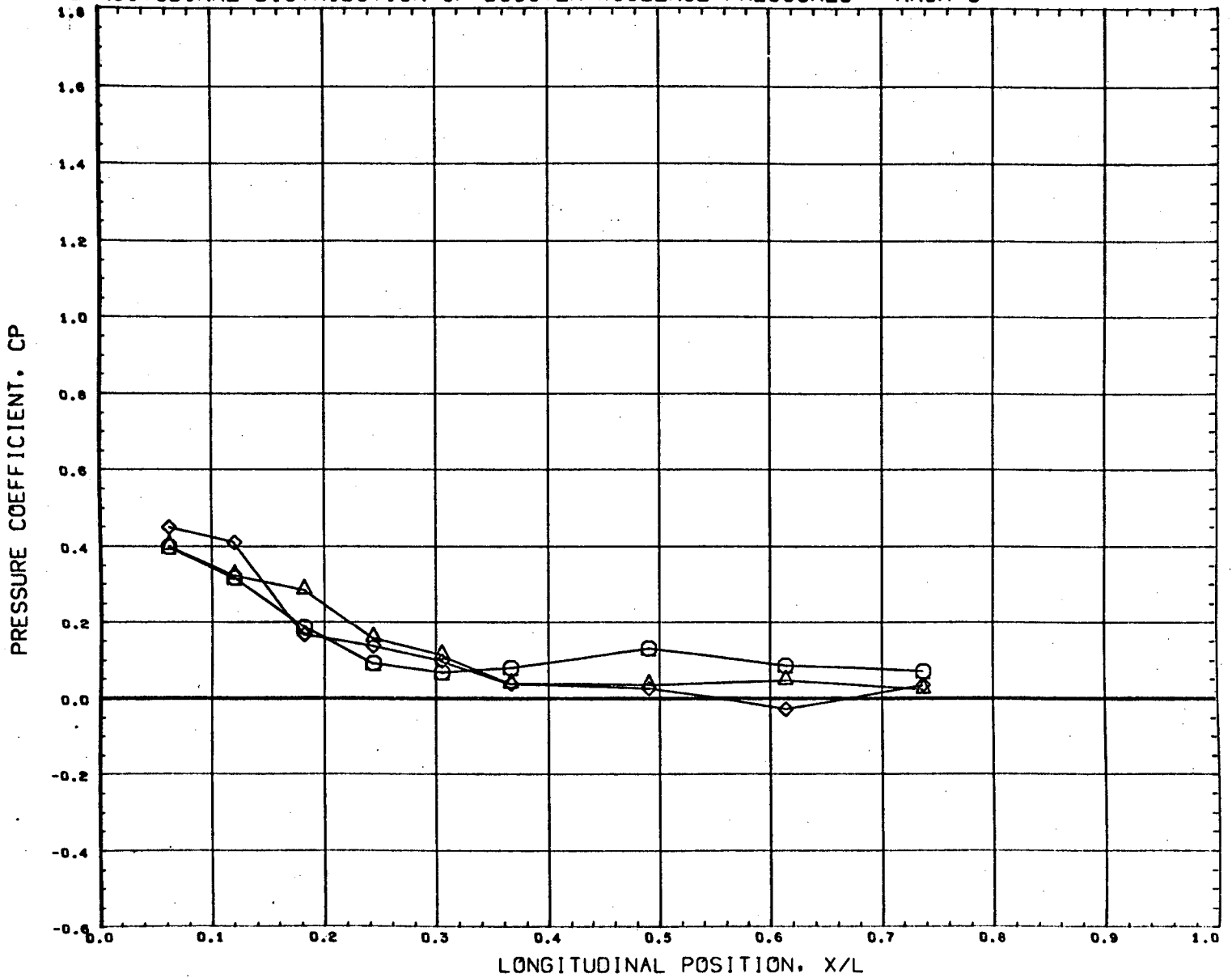


SYMBOL	DELTA X	THETA	DELTA Z
○	0.143	24.000	0.120
△	0.103		
◇	0.227		

PARAMETRIC VALUES			
BETA	0.000	ALPHAB	9.977
MACH	3.000	ALPHA I	0.000
ORBPOW	0.000	BSTPOW	0.000

REFERENCE FILE

LONGITUDINAL DISTRIBUTION OF BOOSTER FUSELAGE PRESSURES - MACH 3



SYMBOL	DELTA X	THETA	DELTA Z
○	0.143	45.000	0.120
△	0.103		
◇	0.227		

PARAMETRIC VALUES			
BETA	0.000	ALPHAB	- 9.977
MACH	3.000	ALPHA1	0.000
ORBPOW	0.000	BSTPOW	0.000

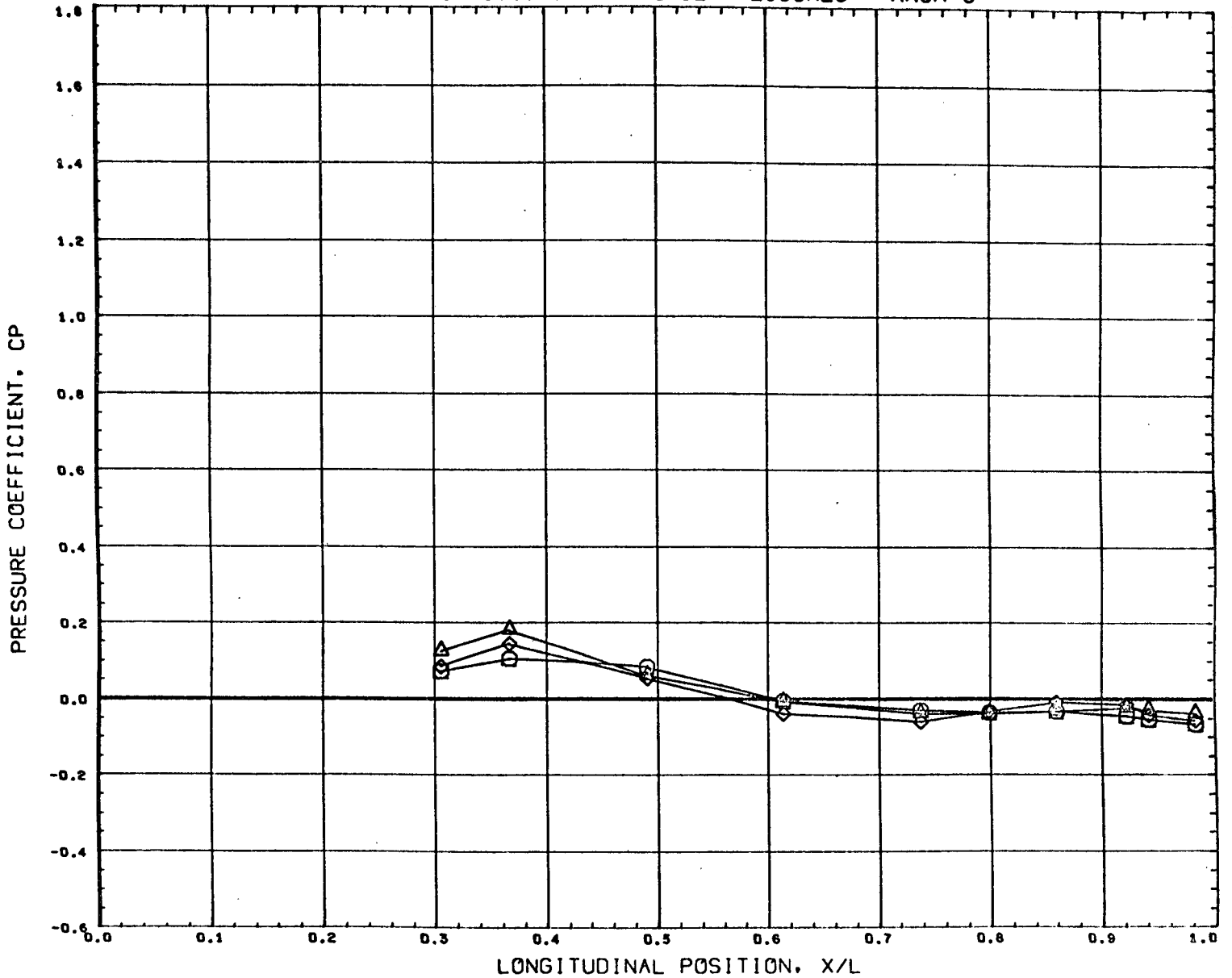
REFERENCE FILE

AEDC VA1163 MDAC BOOSTER (BODY)

•AT8321•

PAGE 83

LONGITUDINAL DISTRIBUTION OF BOOSTER FUSELAGE PRESSURES - MACH 3

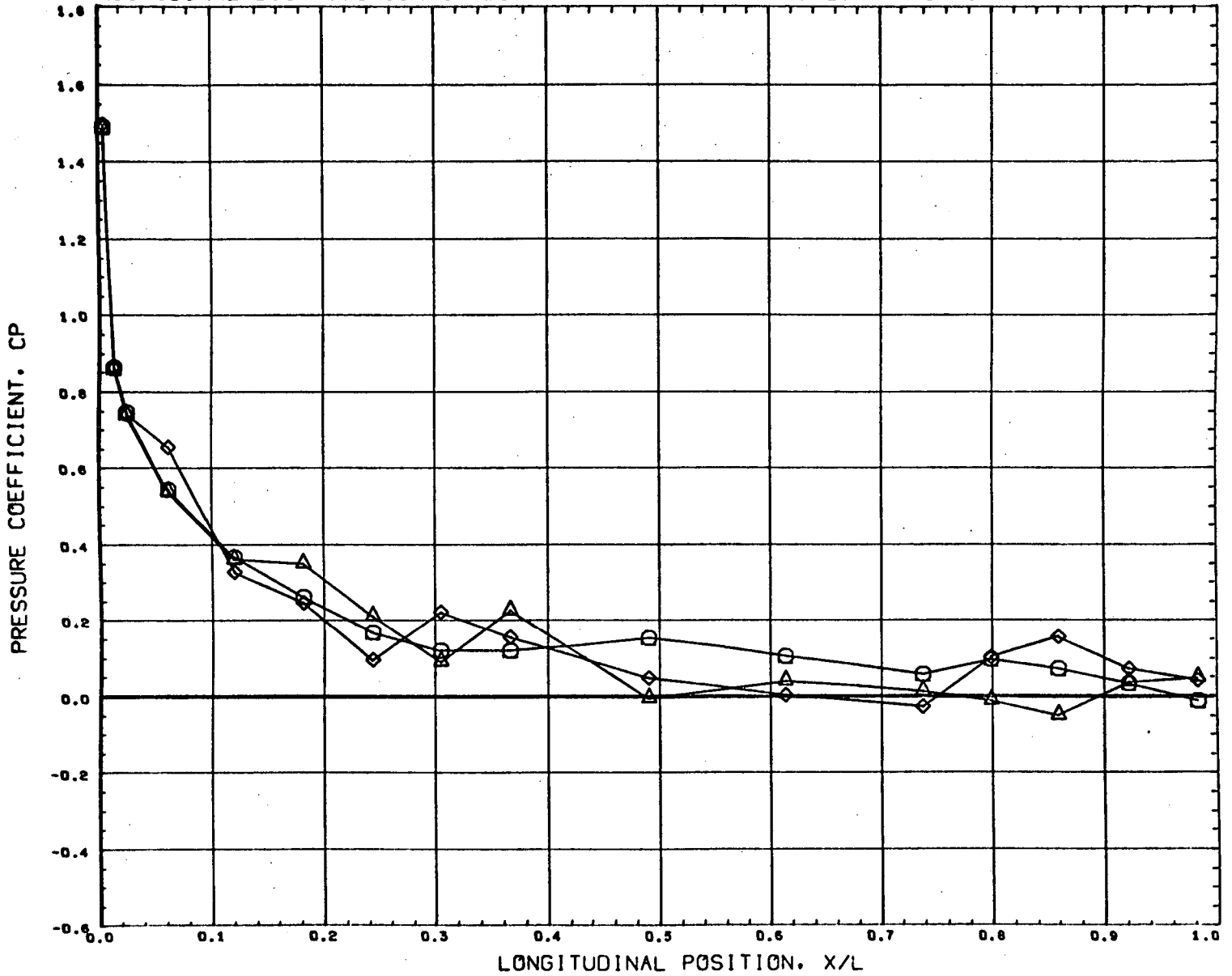


SYMBOL	DELTA X	THETA	DELTA Z
○	0.143	90.000	0.120
△	0.103		
◇	0.227		

PARAMETRIC VALUES			
BETA	0.000	ALPHAB	- 9.977
MACH	3.000	ALPHA1	0.000
ORBPOW	0.000	BSTPOW	0.000

REFERENCE FILE

LONGITUDINAL DISTRIBUTION OF BOOSTER FUSELAGE PRESSURES - MACH 3



SYMBOL	DELTA X	THETA	DELTA Z
○	0.144	0.000	0.151
△	0.103		
◇	0.227		

PARAMETRIC VALUES			
BETA	0.000	ALPHAB	- 9.977
MACH	3.000	ALPHA1	0.000
ORBPOW	0.000	BSTPOW	0.000

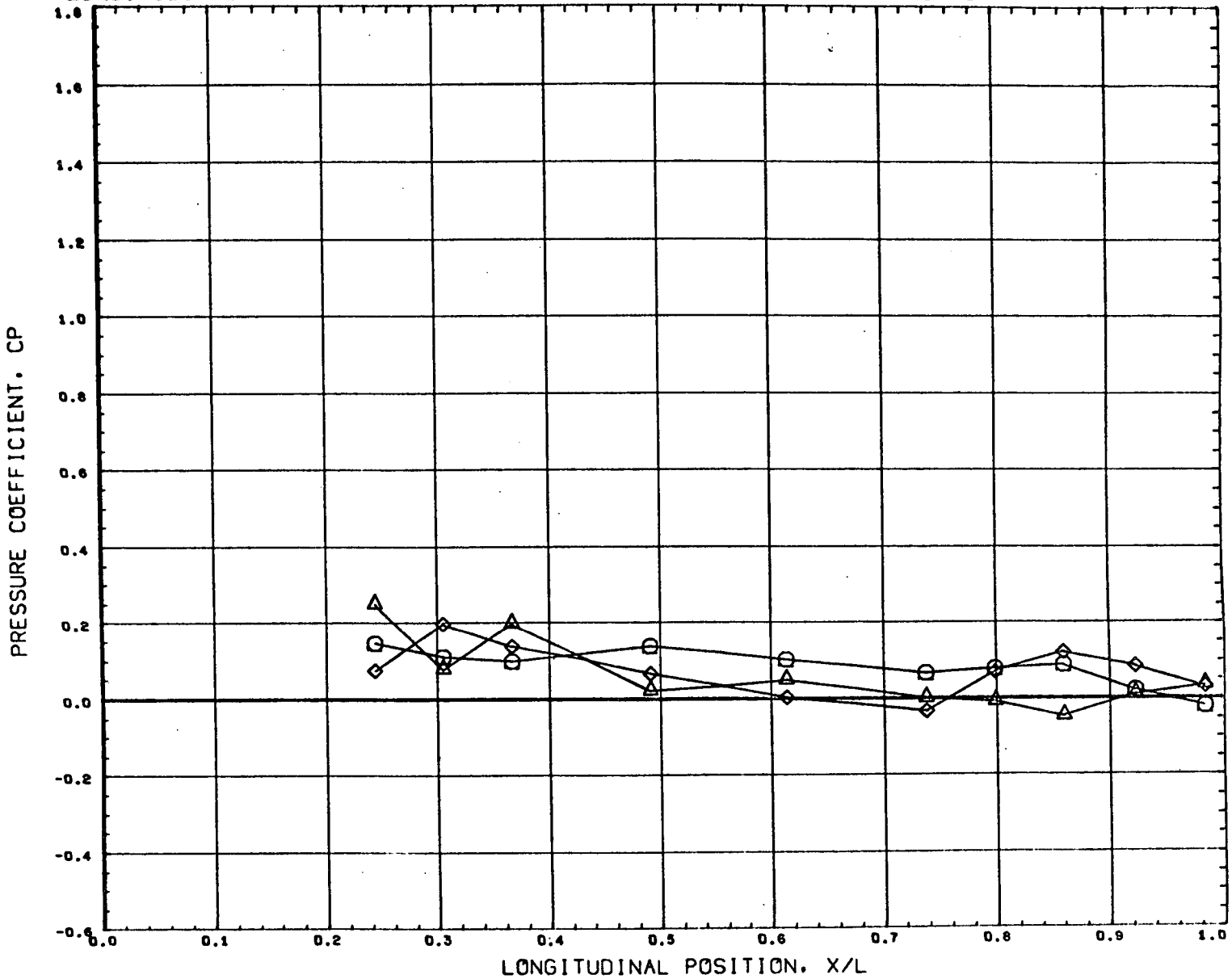
REFERENCE FILE

AEDC VA1163 MDAC BOOSTER (BODY)

•AT8321•

PAGE 85

LONGITUDINAL DISTRIBUTION OF BOOSTER FUSELAGE PRESSURES - MACH 3



SYMBOL	DELTA X	THETA	DELTA Z
○	0.144	24.000	0.151
△	0.103		
◇	0.227		

PARAMETRIC VALUES			
BETA	0.000	ALPHAB	9.977
MACH	3.000	ALPHA1	0.000
ORBPOW	0.000	BSTPOW	0.000

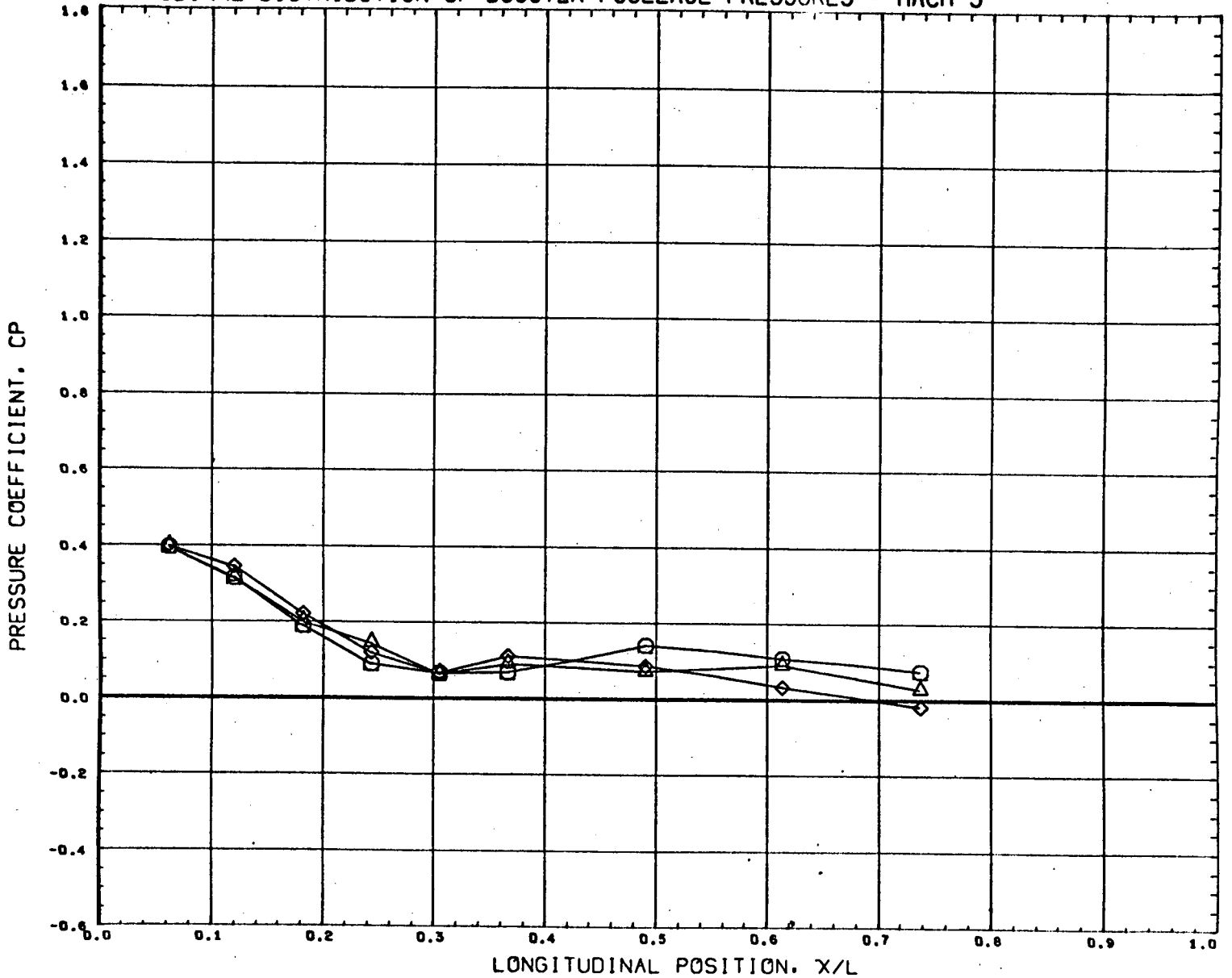
REFERENCE FILE

AEDC VA1163 MDAC BOOSTER (BODY)

•AT8321•

PAGE 86

LONGITUDINAL DISTRIBUTION OF BOOSTER FUSELAGE PRESSURES - MACH 3



SYMBOL	DELTA X	THETA	DELTA Z
○	0.144	45.000	0.151
△	0.103		
◇	0.227		

PARAMETRIC VALUES			
BETA	0.000	ALPHA	9.977
MACH	3.000	ALPHA I	0.000
ORBPOW	0.000	BSTPOW	0.000

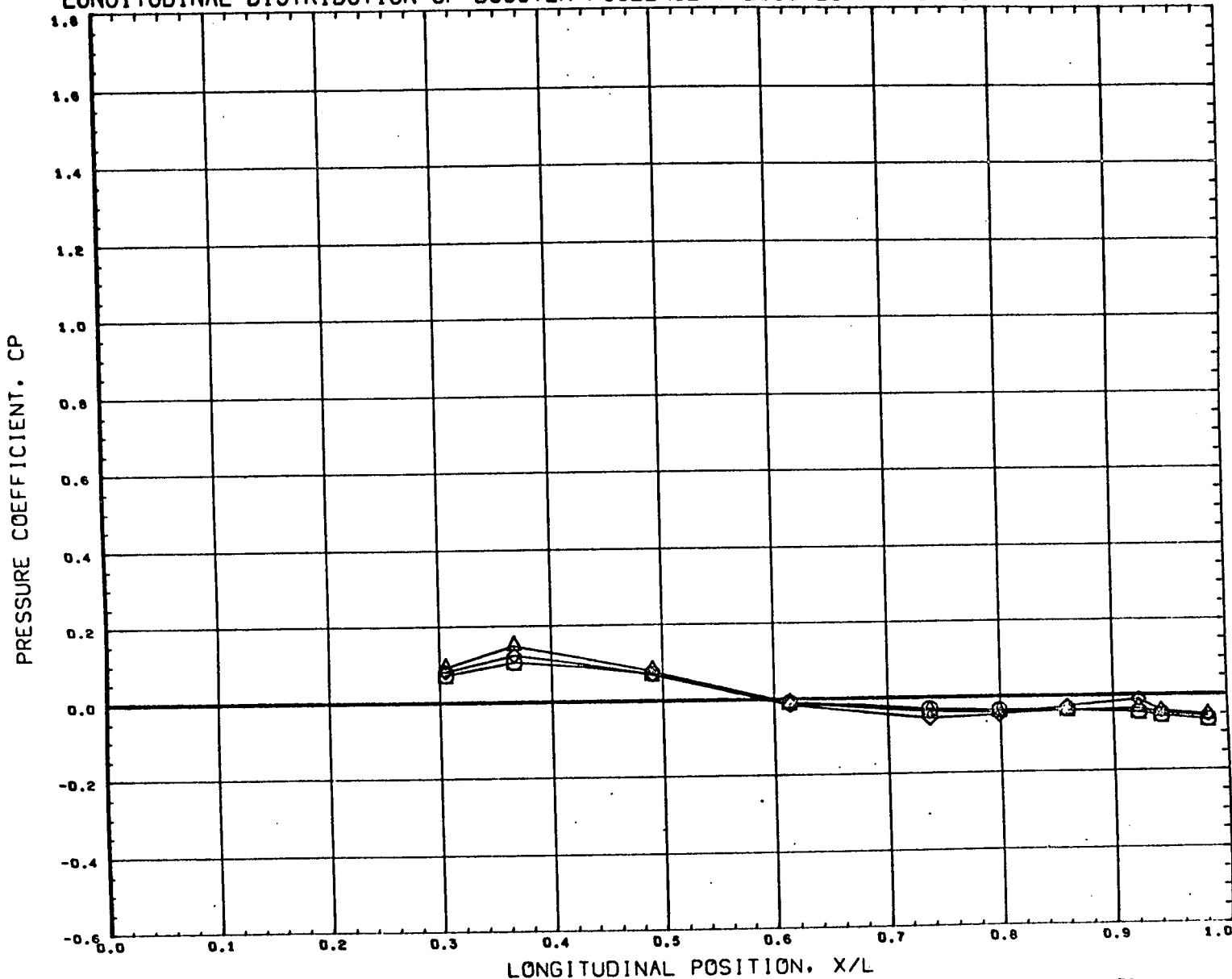
REFERENCE FILE

AEDC VA1163 MDAC BOOSTER (BODY)

•AT8321•

PAGE 87

LONGITUDINAL DISTRIBUTION OF BOOSTER FUSELAGE PRESSURES - MACH 3



SYMBOL	DELTA X	THETA	DELTA Z
○	0.144	90.000	0.151
△	0.103		
◇	0.227		

PARAMETRIC VALUES			
BETA	0.000	ALPHA	9.977
MACH	3.000	ALPHA I	0.000
ORBPOW	0.000	BSTPOW	0.000

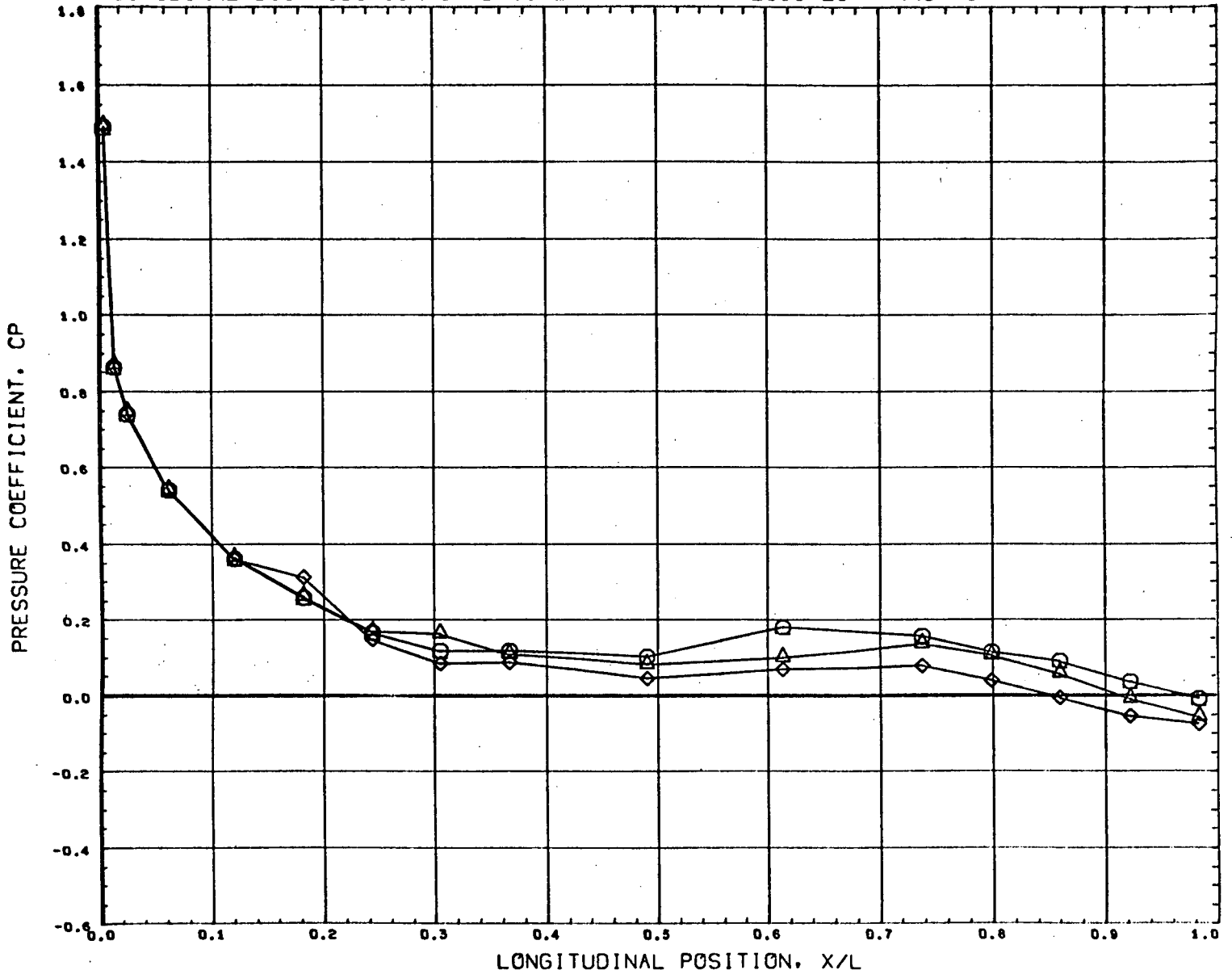
REFERENCE FILE

AEDC VA1163 MDAC BOOSTER (BODY)

•AT8321•

PAGE 88

LONGITUDINAL DISTRIBUTION OF BOOSTER FUSELAGE PRESSURES - MACH 3



SYMBOL	DELTA X	THETA	DELTA Z
○	0.143	0.000	0.228
△	0.103		
◇	0.226		

PARAMETRIC VALUES			
BETA	0.000	ALPHA B	9.977
MACH	3.000	ALPHA I	0.000
ORBPOW	0.000	BSTPOW	0.000

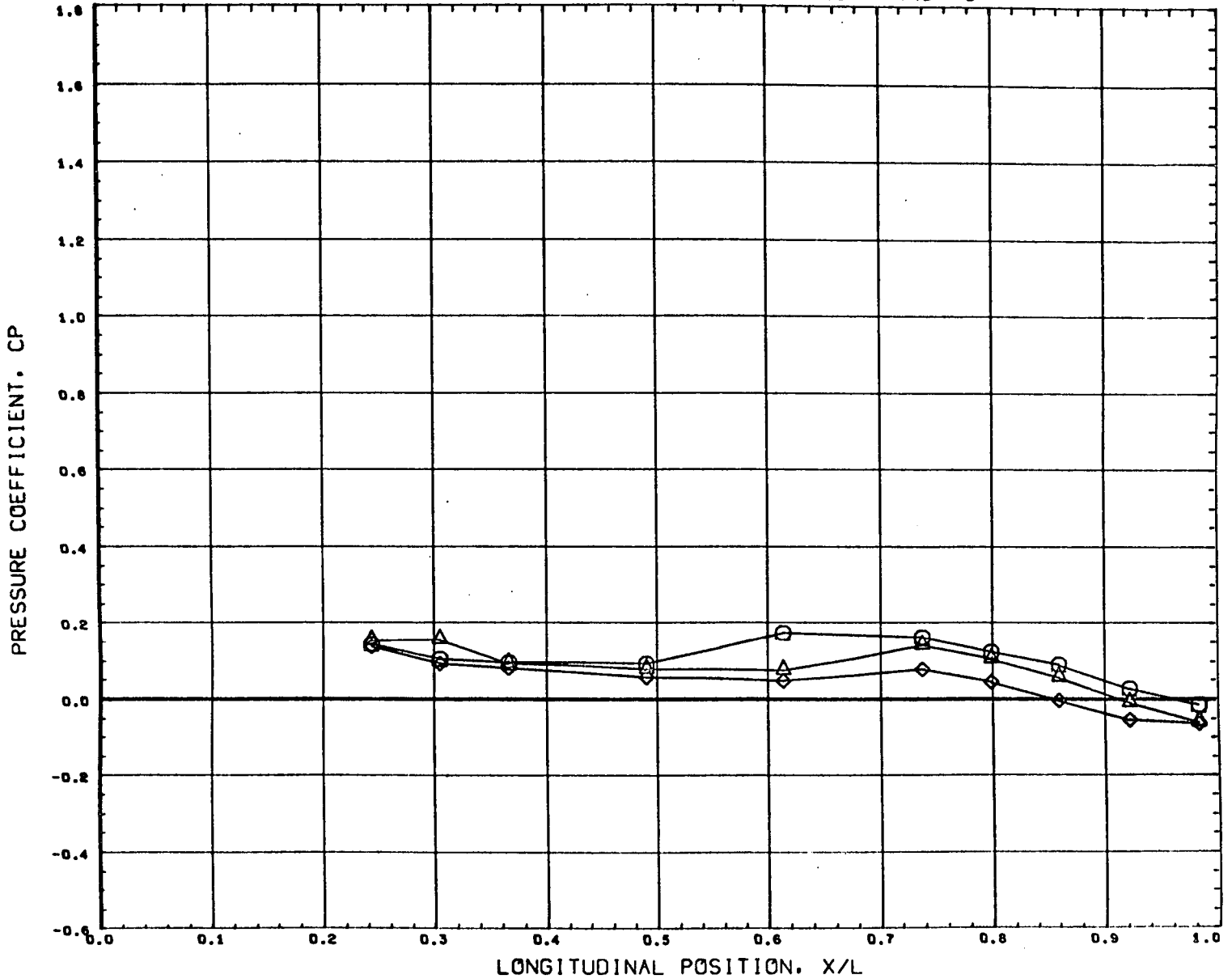
REFERENCE FILE

AEDC VA1163 MDAC BOOSTER (BODY)

•AT8321•

PAGE 89

LONGITUDINAL DISTRIBUTION OF BOOSTER FUSELAGE PRESSURES - MACH 3



SYMBOL	DELTA X	THETA	DELTA Z
○	0.143	24.000	0.228
△	0.103		
◇	0.226		

PARAMETRIC VALUES			
BETA	0.000	ALPHAB	9.977
MACH	3.000	ALPHA1	0.000
ORBPOW	0.000	BSTPOW	0.000

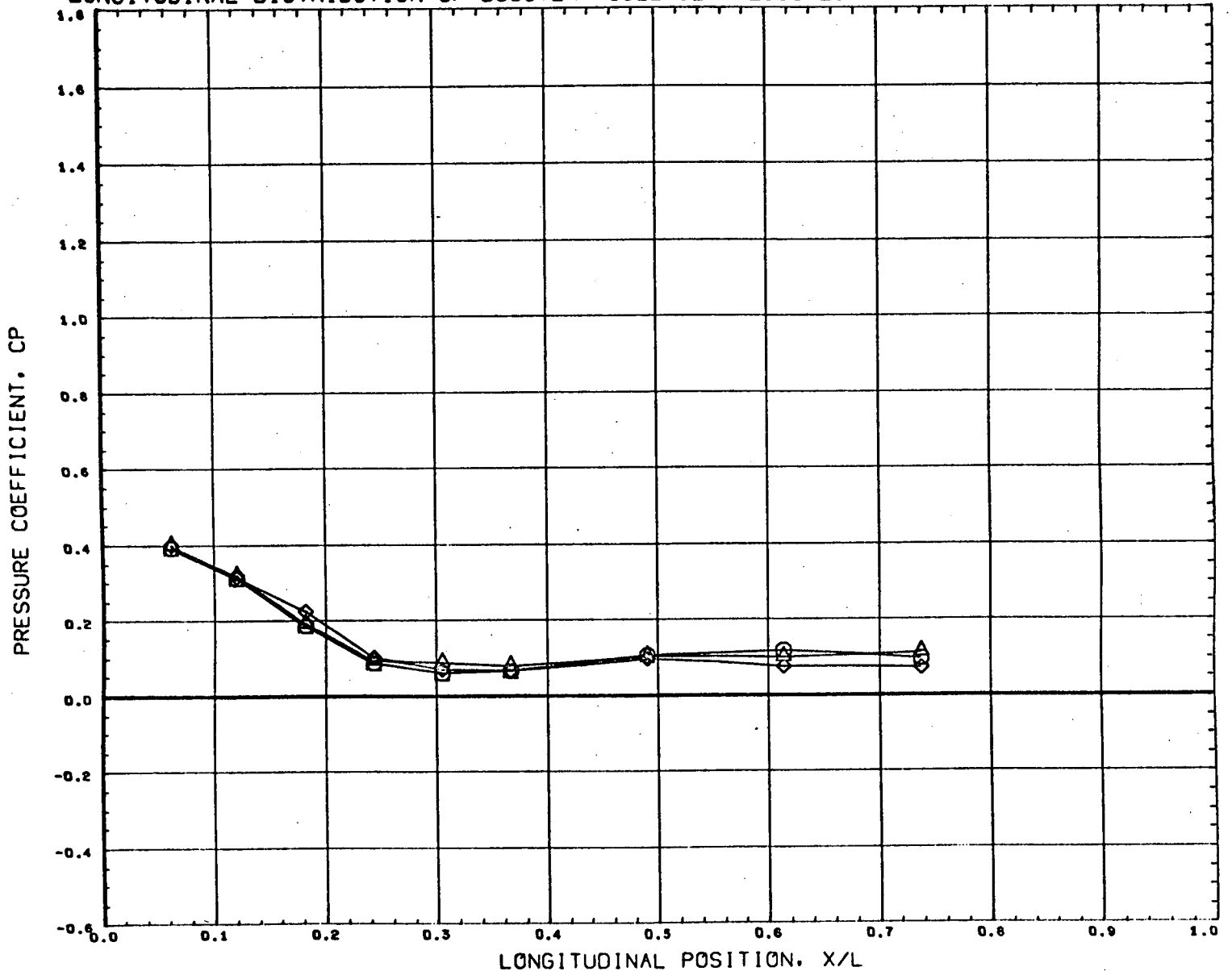
REFERENCE FILE

AEDC VA1163 MDAC BOOSTER (BODY)

•AT8321•

PAGE 90

LONGITUDINAL DISTRIBUTION OF BOOSTER FUSELAGE PRESSURES - MACH 3



SYMBOL	DELTA X	THETA	DELTA Z
○	0.143	45.000	0.228
△	0.103		
◇	0.226		

PARAMETRIC VALUES			
BETA	0.000	ALPHAB	9.977
MACH	3.000	ALPHA I	0.000
ORBPOW	0.000	BSTPOW	0.000

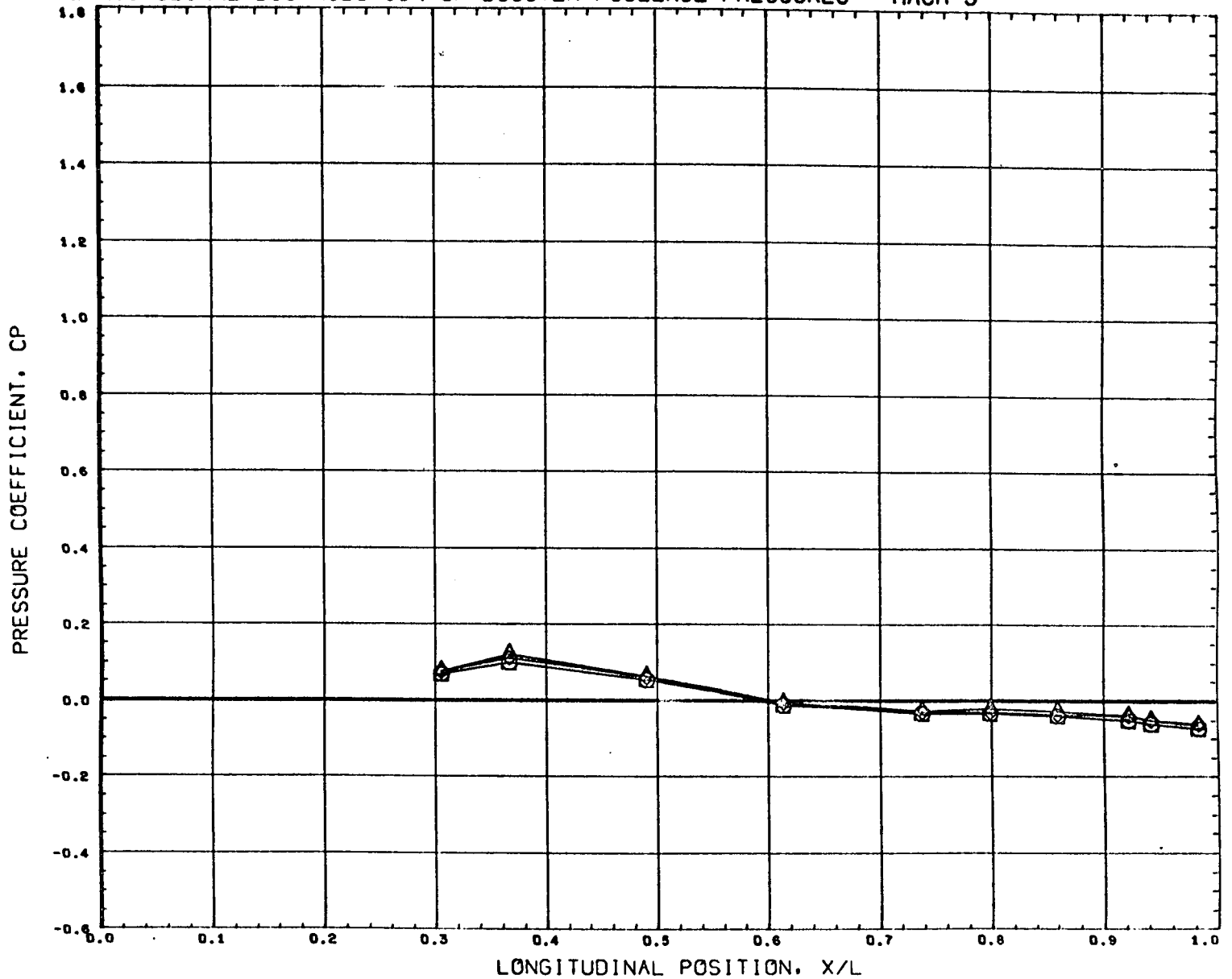
REFERENCE FILE

AEDC VA1163 MDAC BOOSTER (BODY)

•AT8321•

PAGE 91

LONGITUDINAL DISTRIBUTION OF BOOSTER FUSELAGE PRESSURES - MACH 3



SYMBOL	DELTA X	THETA	DELTA Z
○	0.143	90.000	0.226
△	0.103		
◇	0.226		

PARAMETRIC VALUES			
BETA	0.000	ALPHAB	9.977
MACH	3.000	ALPHA1	0.000
OREPOW	0.000	BSTPOW	0.000

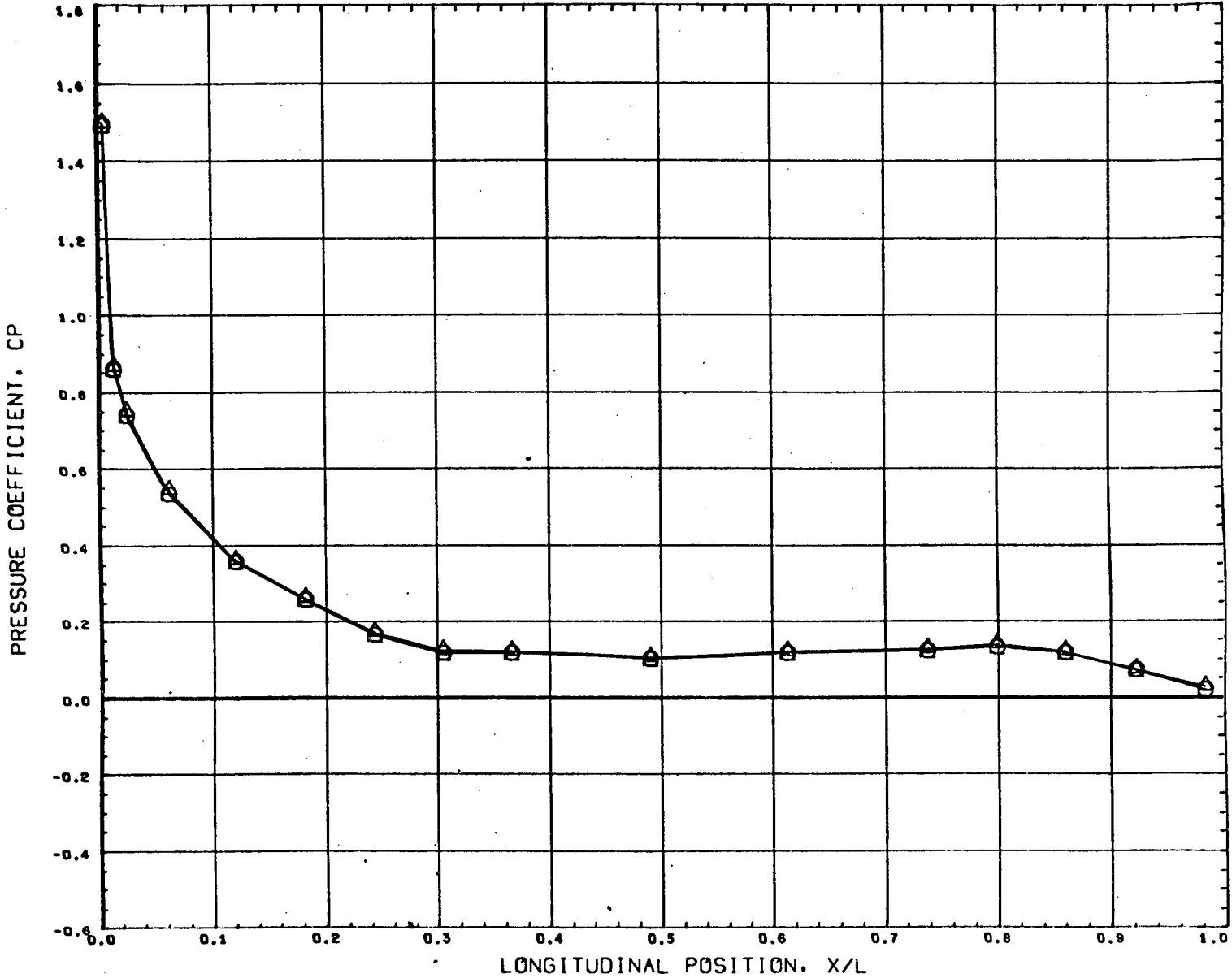
REFERENCE FILE

AEDC VA1163 MDAC BOOSTER (BODY)

•AT8321•

PAGE 92

LONGITUDINAL DISTRIBUTION OF BOOSTER FUSELAGE PRESSURES - MACH 3



SYMBOL	DELTA X	THETA	DELTA Z
○	0.391	0.000	0.908
△	0.516		

PARAMETRIC VALUES			
BETA	0.000	ALPHA	9.977
MACH	3.000	ALPHA I	0.000
ORBPOW	0.000	ESTPOW	0.000

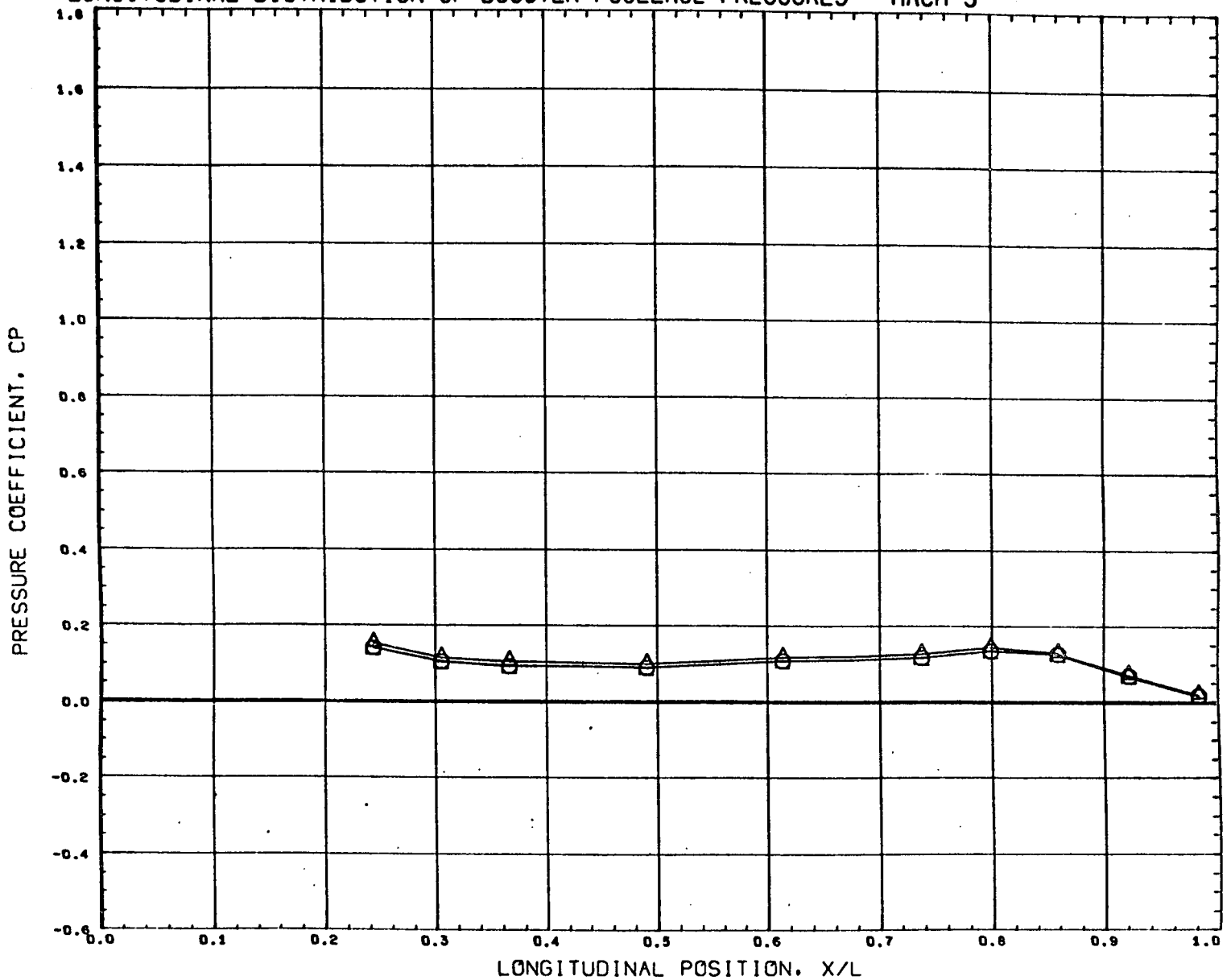
REFERENCE FILE

AEDC VA1163 MDAC BOOSTER (BODY)

•AT8321•

PAGE 93

LONGITUDINAL DISTRIBUTION OF BOOSTER FUSELAGE PRESSURES - MACH 3



SYMBOL	DELTA X	THETA	DELTA Z
○	0.391	24.000	0.908
△	0.516		

PARAMETRIC VALUES			
BETA	0.000	ALPHAB	9.977
MACH	3.000	ALPHA1	0.000
ORBPOW	0.000	BSTPOW	0.000

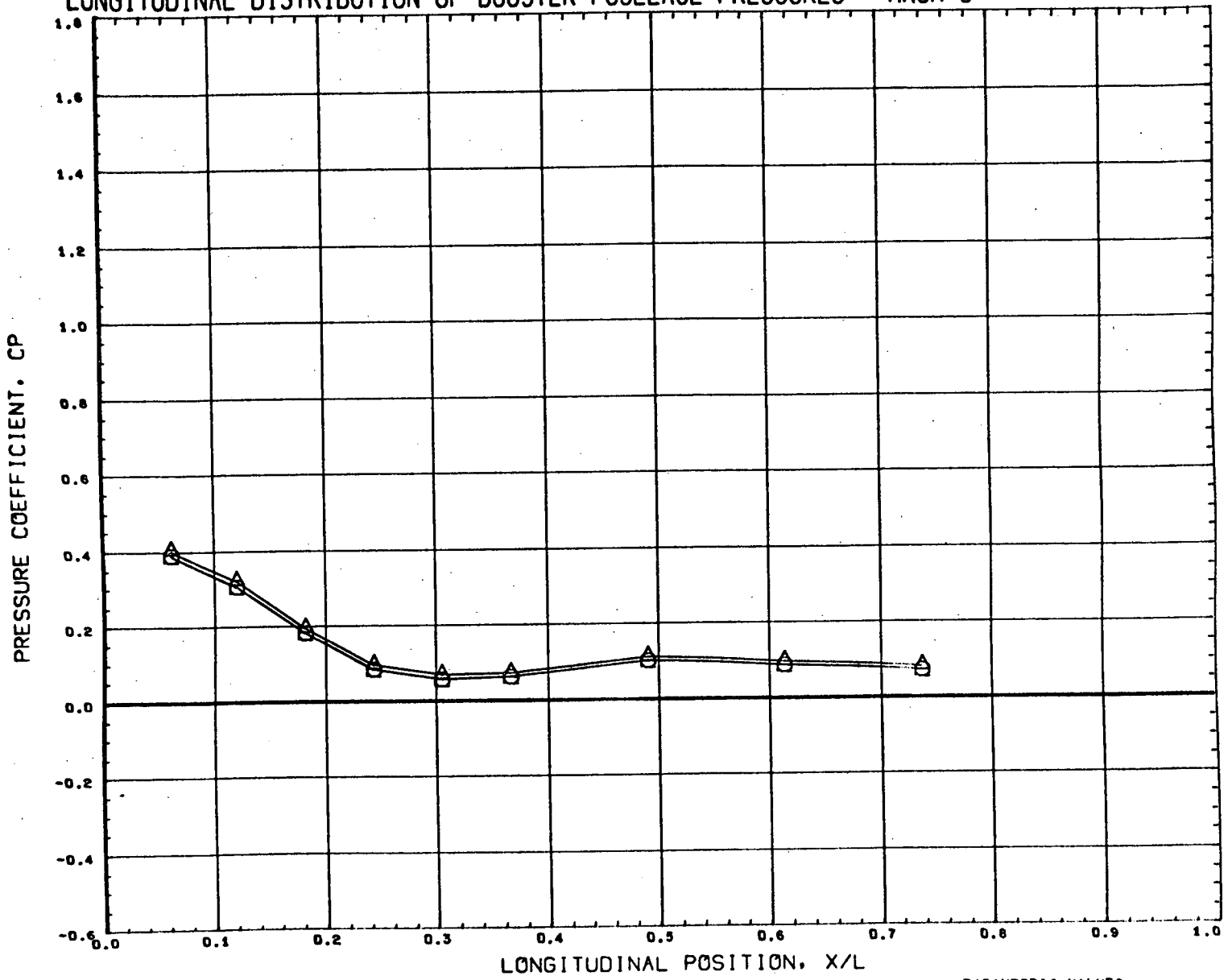
REFERENCE FILE

AEDC VA1163 MDAC BOOSTER (BODY)

•AT8321•

PAGE 94

LONGITUDINAL DISTRIBUTION OF BOOSTER FUSELAGE PRESSURES - MACH 3



SYMBOL	DELTA X	THETA	DELTA Z
○	0.391	45.000	0.908
△	0.516		

PARAMETRIC VALUES			
BETA	0.000	ALPHAB	9.977
MACH	3.000	ALPHA I	0.000
ORBPOW	0.000	BSTPOW	0.000

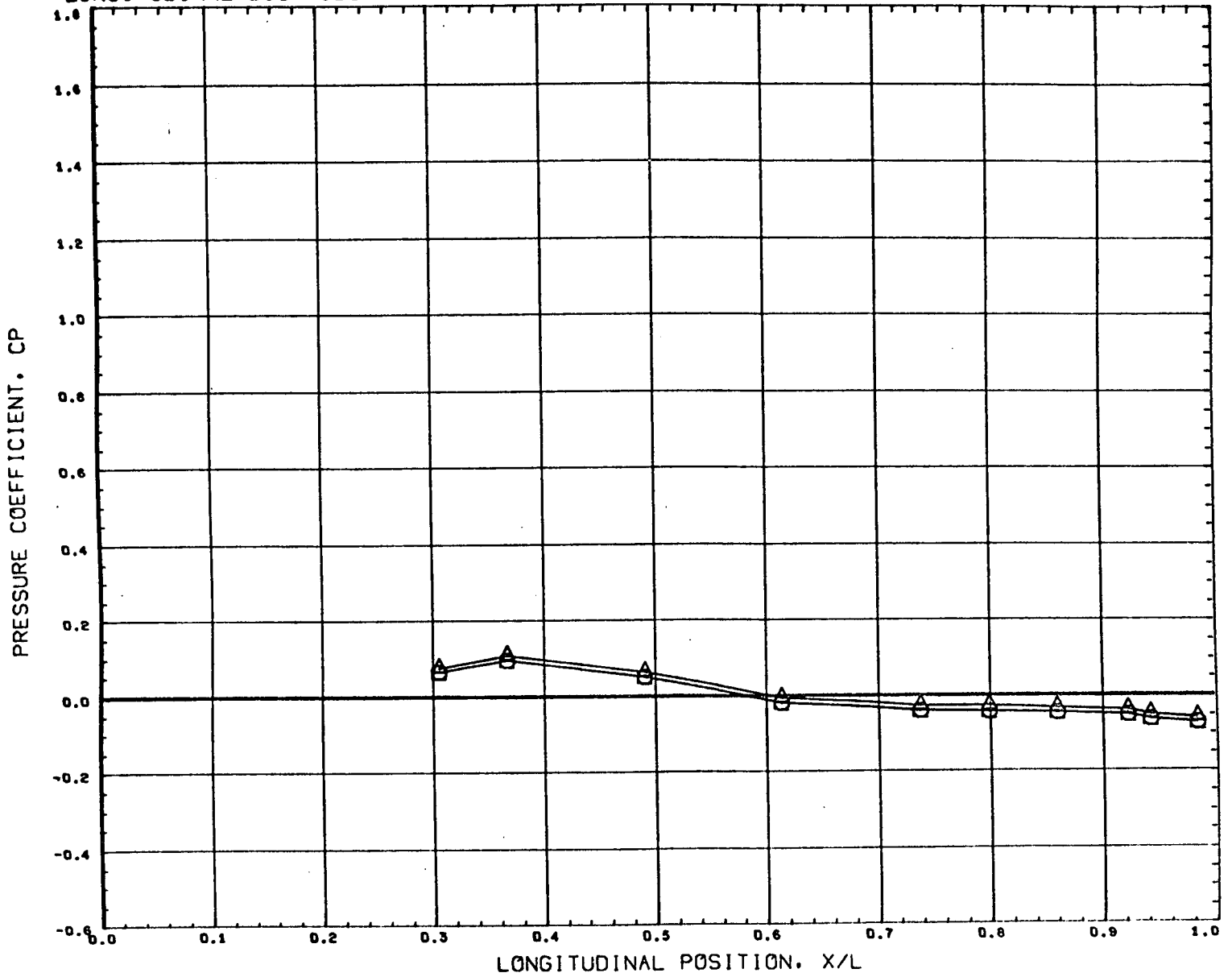
REFERENCE FILE

AEDC VA1163 MDAC BOOSTER (BODY)

•AT8321•

PAGE 95

LONGITUDINAL DISTRIBUTION OF BOOSTER FUSELAGE PRESSURES - MACH 3



SYMBOL	DELTA X	THETA	DELTA Z
○	0.391	90.000	0.908
△	0.516		

PARAMETRIC VALUES			
BETA	0.000	ALPHAB	9.977
MACH	3.000	ALPHA I	0.000
ORBPOW	0.000	BSTPOW	0.000

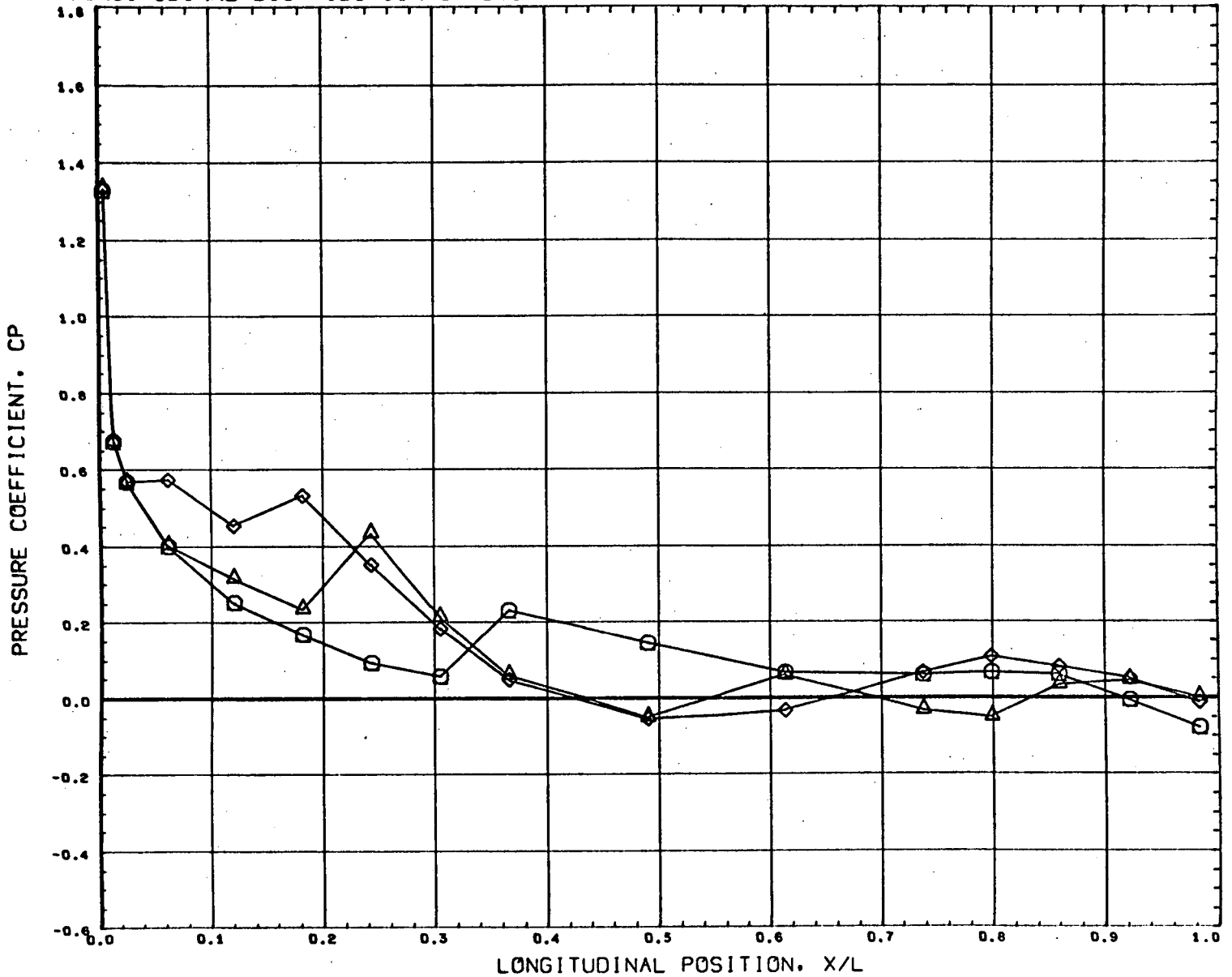
REFERENCE FILE

AEDC VA1163 MDAC BOOSTER (BODY)

•AT8321•

PAGE 96

LONGITUDINAL DISTRIBUTION OF BOOSTER FUSELAGE PRESSURES - MACH 3



SYMBOL	DELTA X	THETA	DELTA Z
○	0.143	0.000	0.120
△	0.103		
◇	0.226		

PARAMETRIC VALUES			
BETA	0.000	ALPHAB	4.939
MACH	3.000	ALPHA1	0.000
ORBPOW	0.000	BSTPOW	0.000

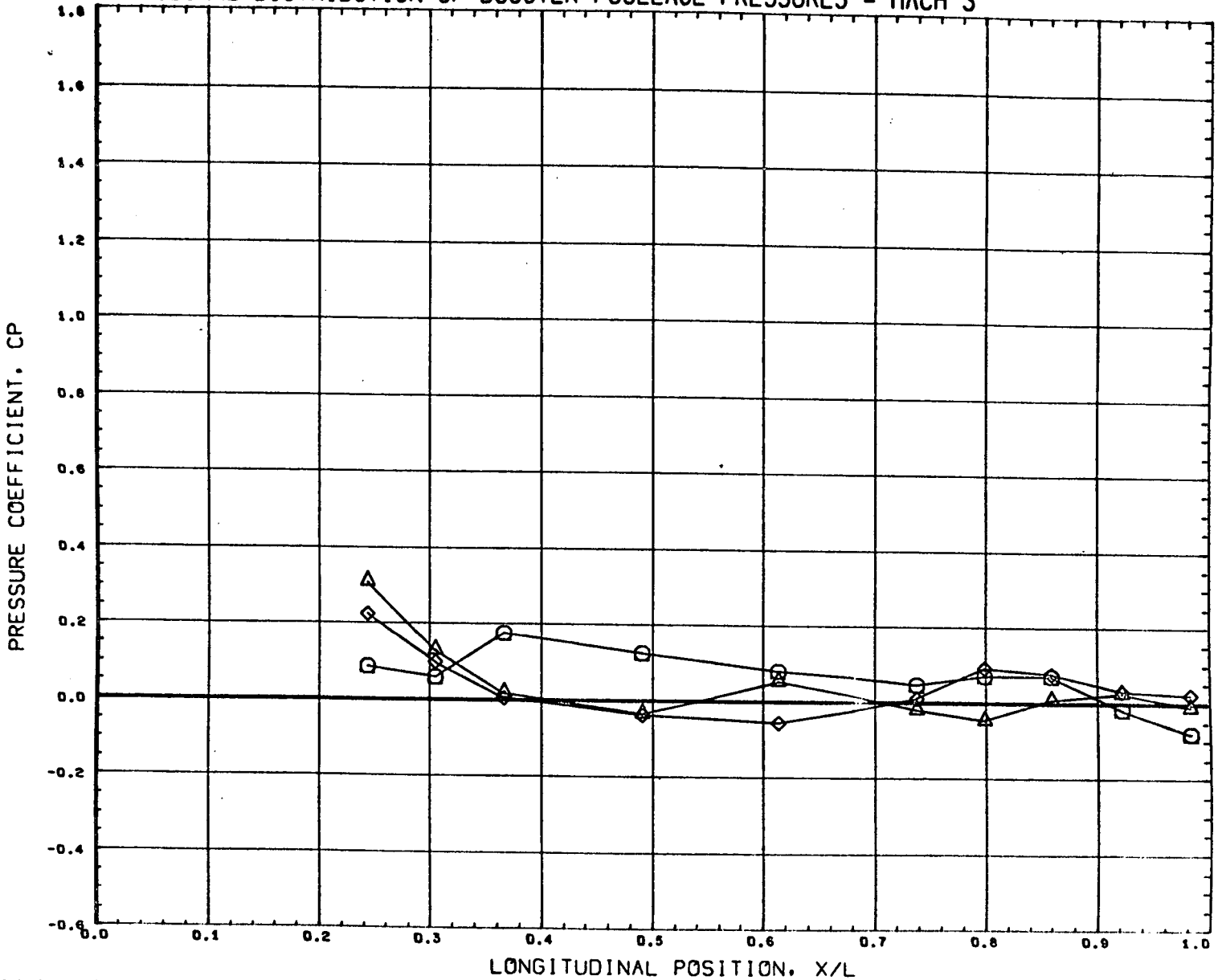
REFERENCE FILE

AEDC VA1163 MDAC BOOSTER (BODY)

•AT8322•

PAGE 97

LONGITUDINAL DISTRIBUTION OF BOOSTER FUSELAGE PRESSURES - MACH 3



SYMBOL	DELTA X	THETA	DELTA Z
○	0.143	24.000	0.120
△	0.103		
◇	0.226		

PARAMETRIC VALUES			
BETA	0.000	ALPHAB	4.939
MACH	3.000	ALPHA1	0.000
ORBPOW	0.000	BSTPOW	0.000

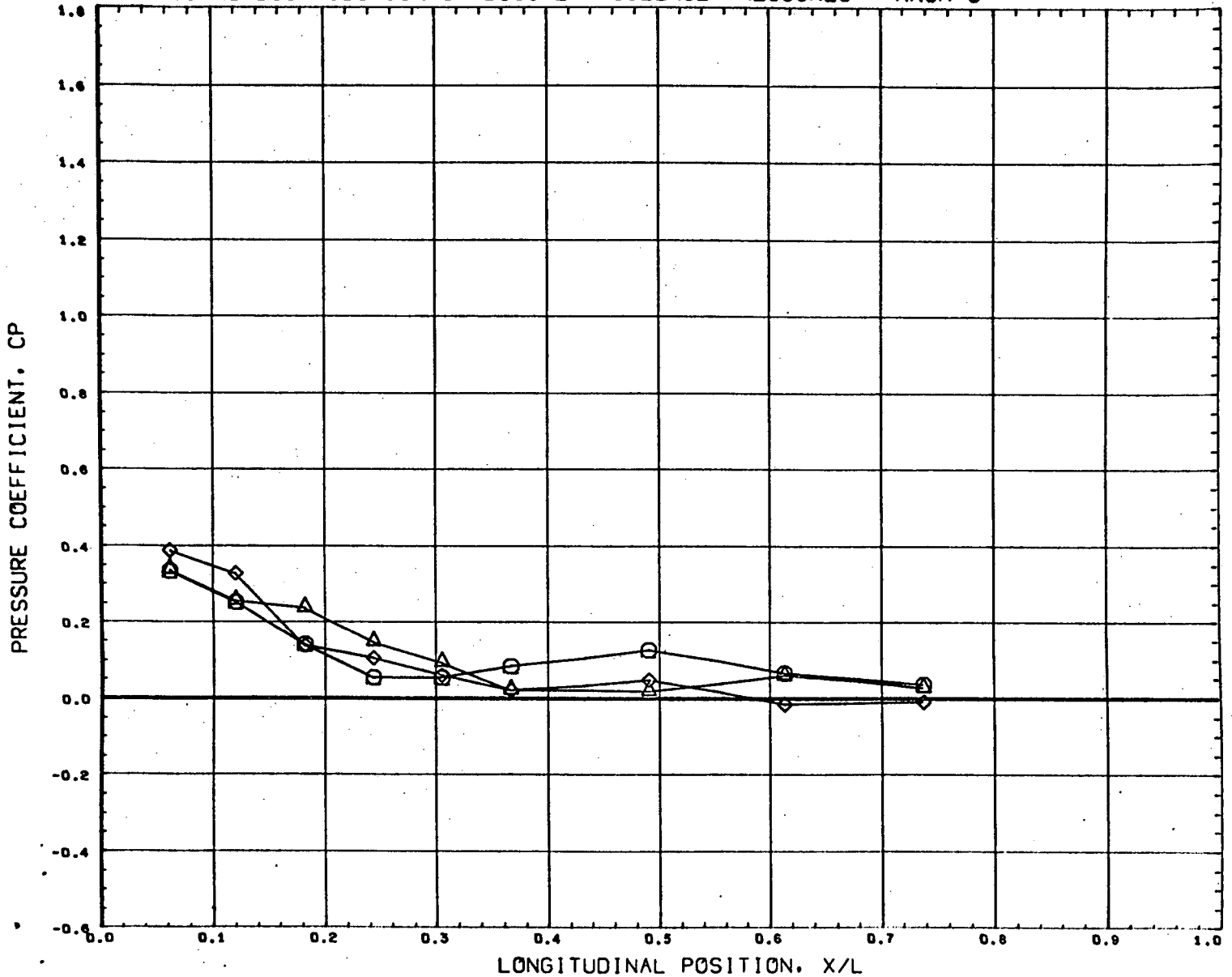
REFERENCE FILE

AEDC VA1163 MDAC BOOSTER (BODY)

•AT8322•

PAGE 98

LONGITUDINAL DISTRIBUTION OF BOOSTER FUSELAGE PRESSURES - MACH 3



SYMBOL	DELTA X	THETA	DELTA Z
○	0.143	45.000	0.120
△	0.103		
◇	0.226		

PARAMETRIC VALUES			
BETA	0.000	ALPHAB	- 4.939
MACH	3.000	ALPHA1	0.000
ORBPOW	0.000	BSTPOW	0.000

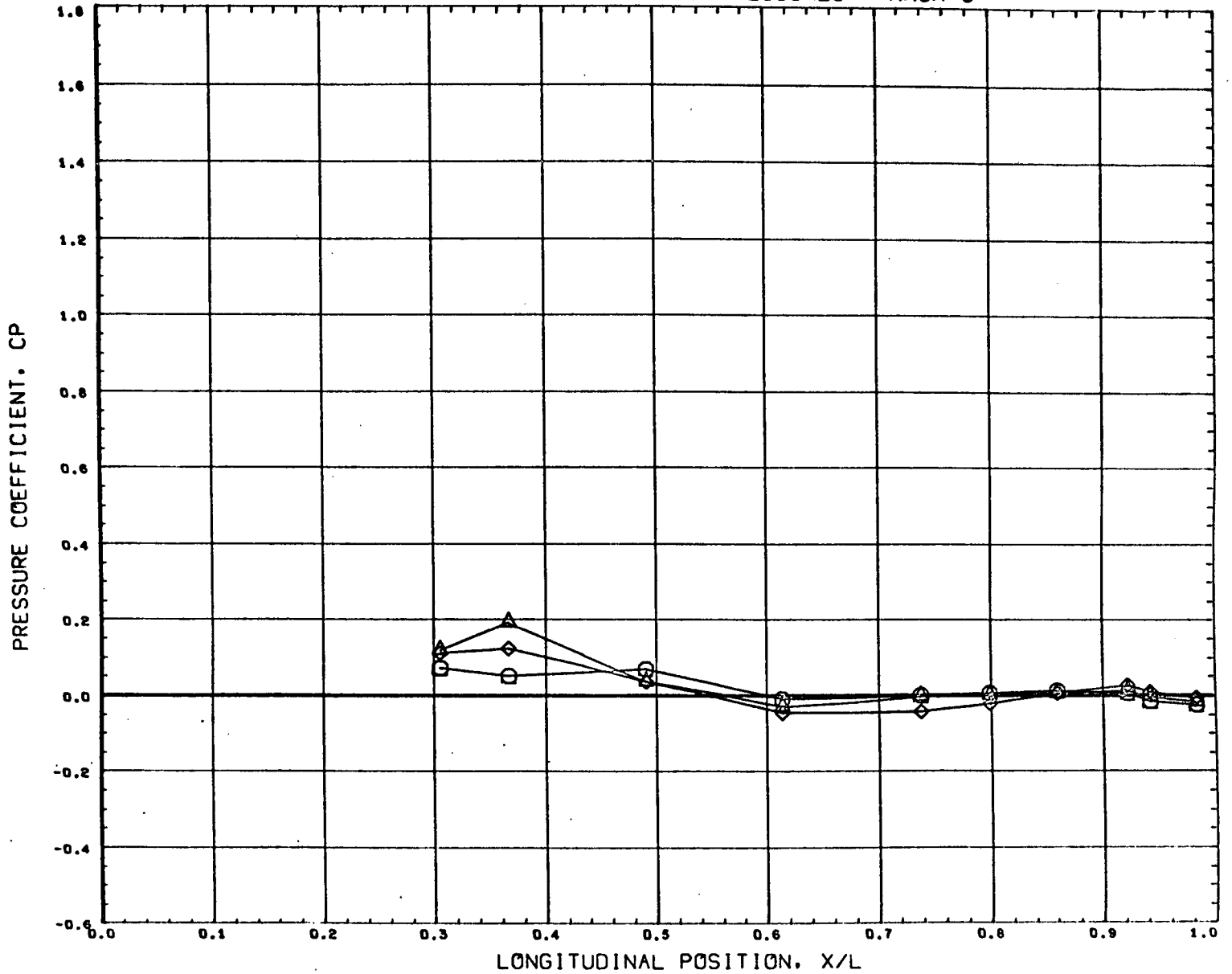
REFERENCE FILE

AEDC VA1163 MDAC BOOSTER (BODY)

•AT8322•

PAGE 99

LONGITUDINAL DISTRIBUTION OF BOOSTER FUSELAGE PRESSURES - MACH 3

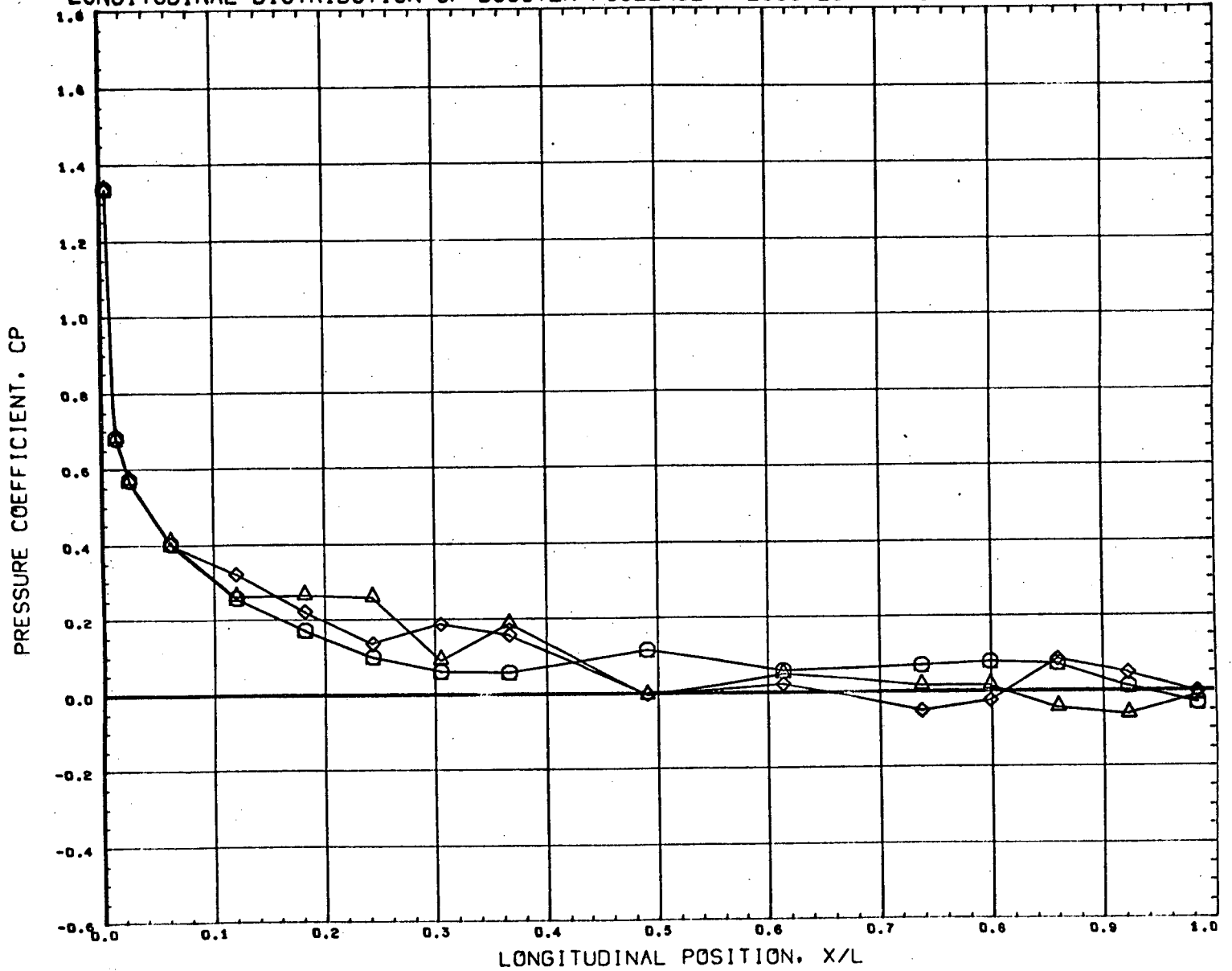


SYMBOL	DELTA X	THETA	DELTA Z
○	0.143	90.000	0.120
△	0.103		
◇	0.226		

PARAMETRIC VALUES			
BETA	0.000	ALPHA B	4.939
MACH	3.000	ALPHA I	0.000
ORBPOW	0.000	BSTPOW	0.000

REFERENCE FILE

LONGITUDINAL DISTRIBUTION OF BOOSTER FUSELAGE PRESSURES - MACH 3



SYMBOL	DELTA X	THETA	DELTA Z
○	0.144	0.000	0.151
△	0.101		
◇	0.226		

PARAMETRIC VALUES			
BETA	0.000	ALPHAB	- 4.939
MACH	3.000	ALPHA I	0.000
ORBPOW	0.000	BSTPOW	0.000

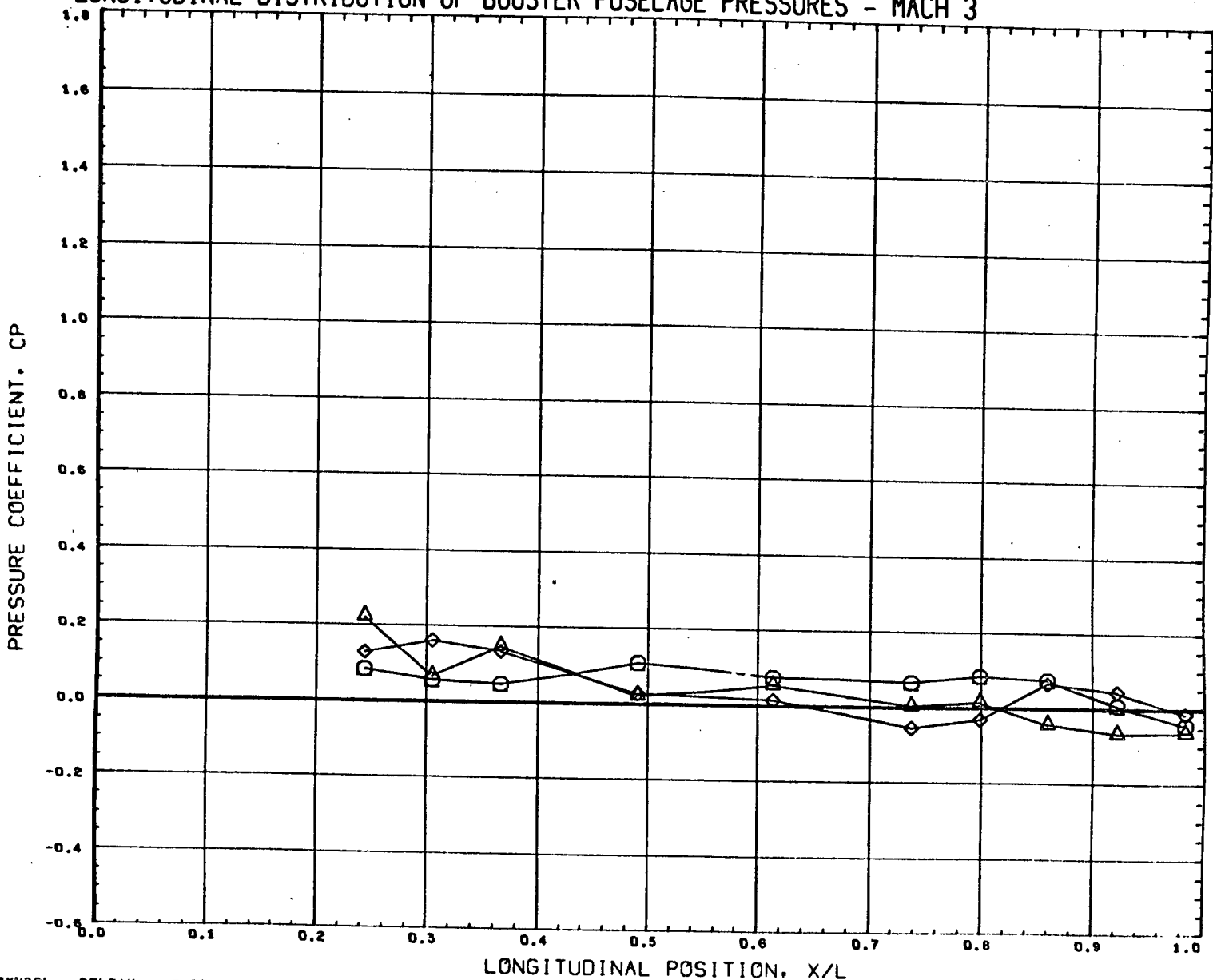
REFERENCE FILE

AEDC VA1163 MDAC BOOSTER (BODY)

•AT8322•

PAGE 101

LONGITUDINAL DISTRIBUTION OF BOOSTER FUSELAGE PRESSURES - MACH 3



SYMBOL	DELTA X	THETA	DELTA Z
○	0.144	24.000	0.151
△	0.101		
◇	0.226		

PARAMETRIC VALUES		
BETA	0.000	ALPHAB - 4.939
MACH	3.000	ALPHA1 0.000
ORBPOW	0.000	BSTPOW 0.000

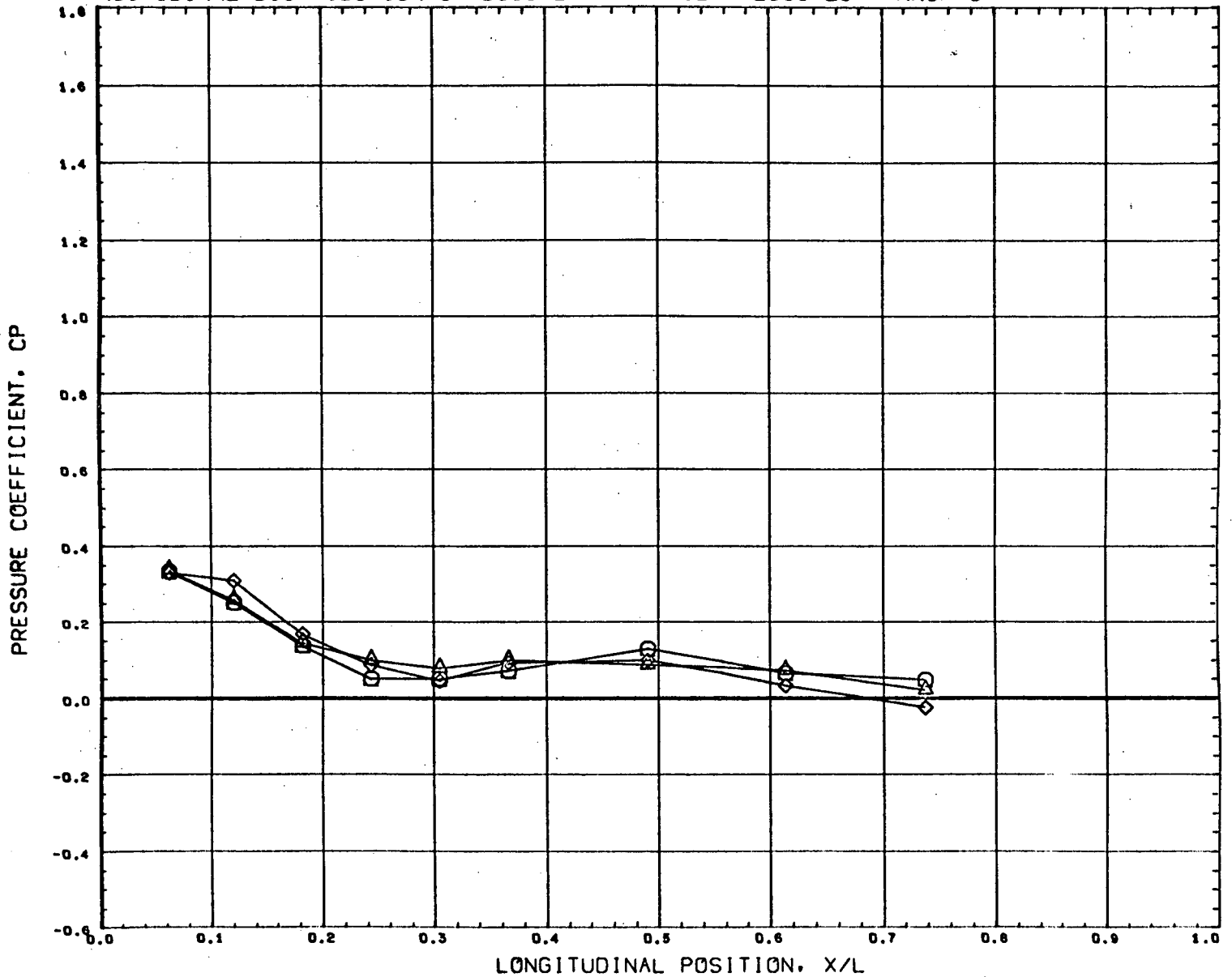
REFERENCE FILE

AEDC VA1163 MDAC BOOSTER (BODY)

•AT8322•

PAGE 102

LONGITUDINAL DISTRIBUTION OF BOOSTER FUSELAGE PRESSURES - MACH 3



SYMBOL	DELTA X	THETA	DELTA Z
○	0.144	45.000	0.151
△	0.101		
◇	0.226		

PARAMETRIC VALUES			
BETA	0.000	ALPHAB	4.939
MACH	3.000	ALPHA1	0.000
ORBPOW	0.000	BSTPOW	0.000

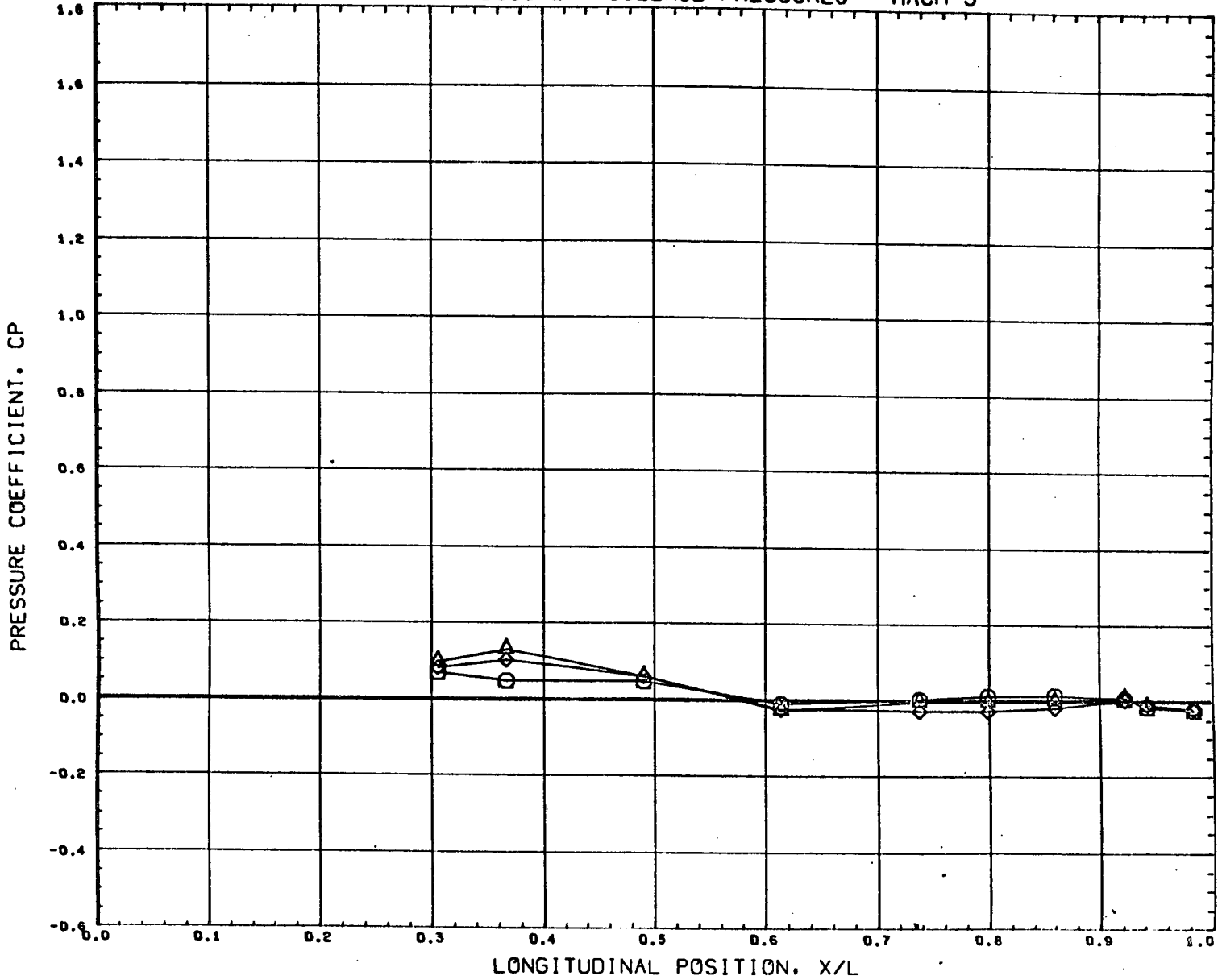
REFERENCE FILE

AEDC VA1163 MDAC BOOSTER (BODY)

•AT8322•

PAGE 103

LONGITUDINAL DISTRIBUTION OF BOOSTER FUSELAGE PRESSURES - MACH 3



SYMBOL	DELTA X	THETA	DELTA Z
○	0.144	90.000	0.151
△	0.101		
◇	0.226		

PARAMETRIC VALUES			
BETA	0.000	ALPHAB	4.938
MACH	3.000	ALPHA1	0.000
ORBPOW	0.000	BSTPOW	0.000

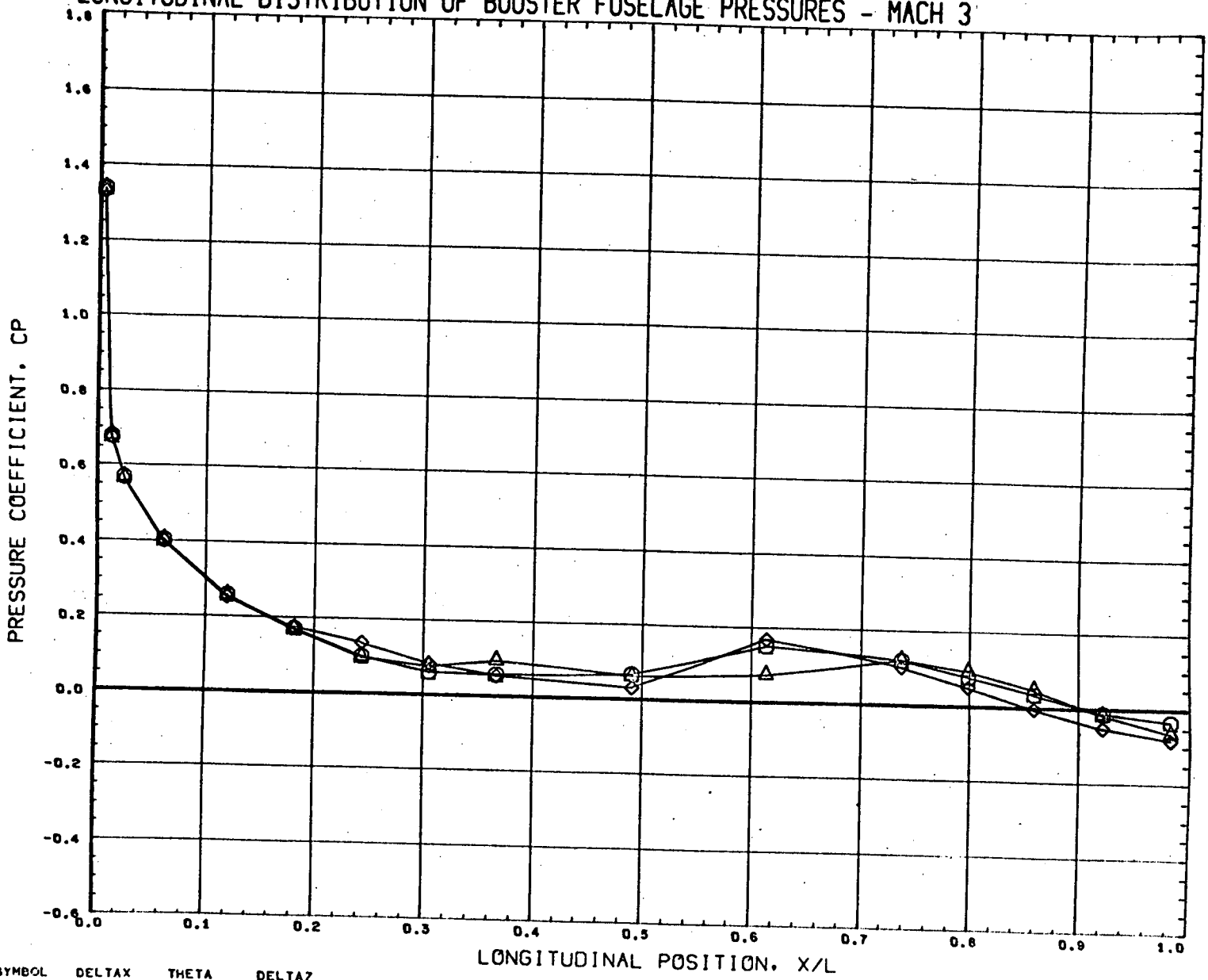
REFERENCE FILE

AEDC VA1163 MDAC BOOSTER (BODY)

•AT8322•

PAGE 104

LONGITUDINAL DISTRIBUTION OF BOOSTER FUSELAGE PRESSURES - MACH 3



SYMBOL	DELTA X	THETA	DELTA Z
○	0.143	0.000	0.228
△	0.104		
◇	0.227		

PARAMETRIC VALUES			
BETA	0.000	ALPHAB	4.939
MACH	3.000	ALPHA I	0.000
ORBPOW	0.000	BSTPOW	0.000

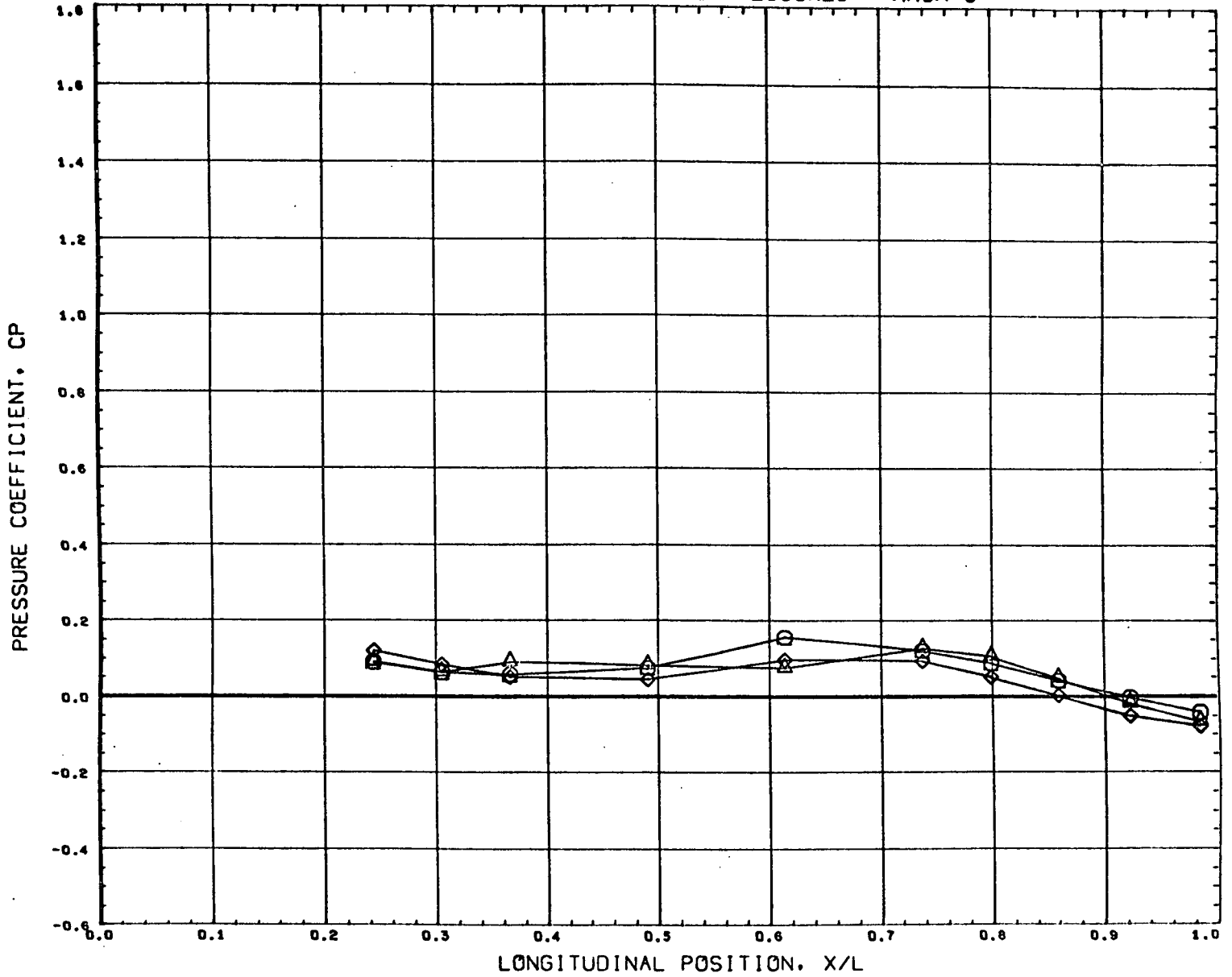
REFERENCE FILE

AEDC VA1163 MDAC BOOSTER (BODY)

•AT8322•

PAGE 105

LONGITUDINAL DISTRIBUTION OF BOOSTER FUSELAGE PRESSURES - MACH 3



SYMBOL	DELTA X	THETA	DELTA Z
○	0.143	24.000	0.228
△	0.104		
◇	0.227		

PARAMETRIC VALUES		
BETA	0.000	ALPHA B - 4.939
MACH	3.000	ALPHA I 0.000
ORBPOW	0.000	BSTPOW 0.000

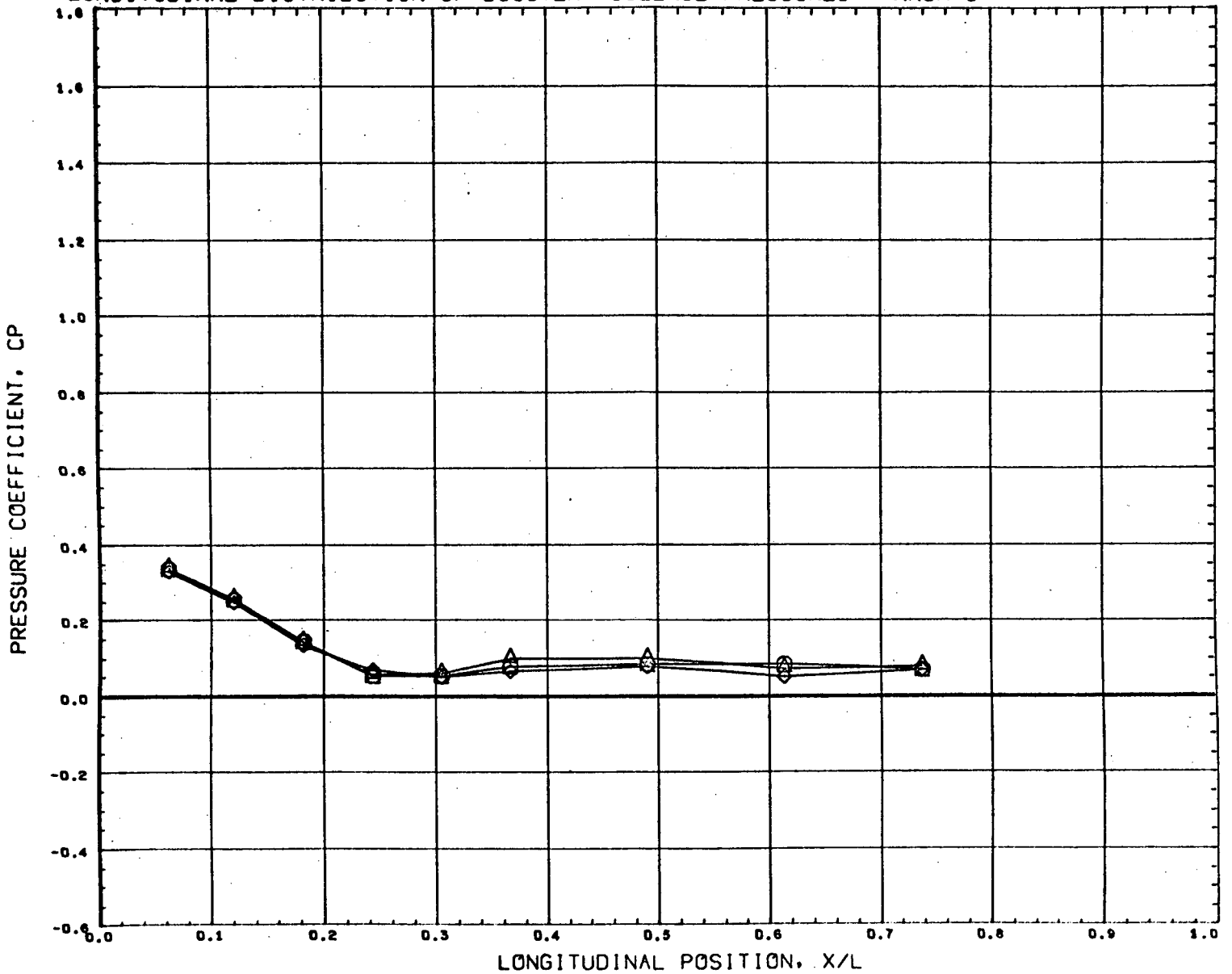
REFERENCE FILE

AEDC VA1163 MDAC BOOSTER (BODY)

•AT8322•

PAGE 106

LONGITUDINAL DISTRIBUTION OF BOOSTER FUSELAGE PRESSURES - MACH 3



SYMBOL	DELTA X	THETA	DELTA Z
○	0.143	45.000	0.228
△	0.104		
◇	0.227		

PARAMETRIC VALUES			
BETA	0.000	ALPHAB	- 4.939
MACH	3.000	ALPHA1	0.000
ORBPOW	0.000	BSTPOW	0.000

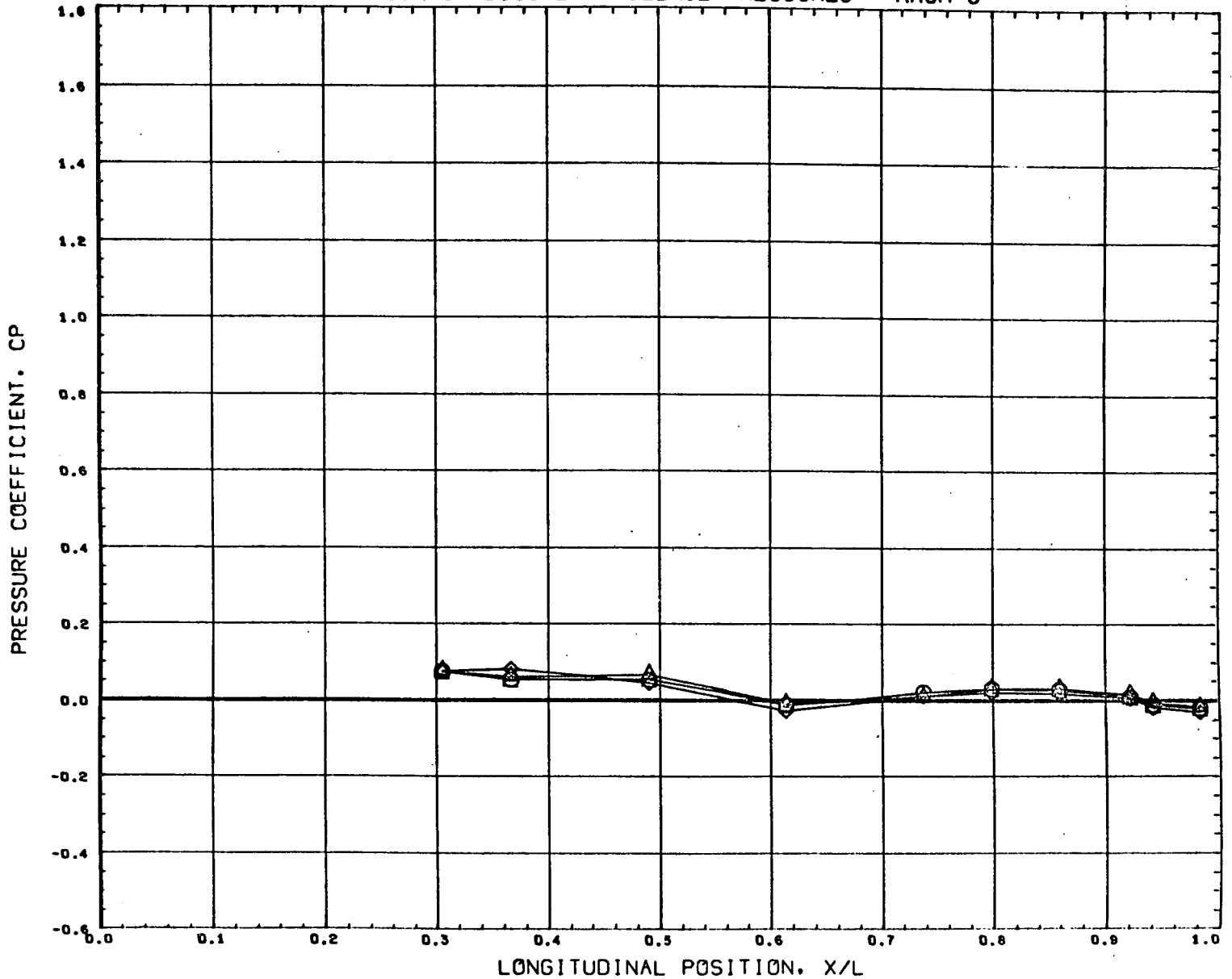
REFERENCE FILE

AEDC VA1163 MDAC BOOSTER (BODY)

•AT8322•

PAGE 107

LONGITUDINAL DISTRIBUTION OF BOOSTER FUSELAGE PRESSURES - MACH 3



SYMBOL	DELTA X	THETA	DELTA Z
○	0.143	90.000	0.228
△	0.104		
◇	0.227		

PARAMETRIC VALUES			
BETA	0.000	ALPHAD	- 4.939
MACH	3.000	ALPHA1	0.000
ORBPOW	0.000	BSTPOW	0.000

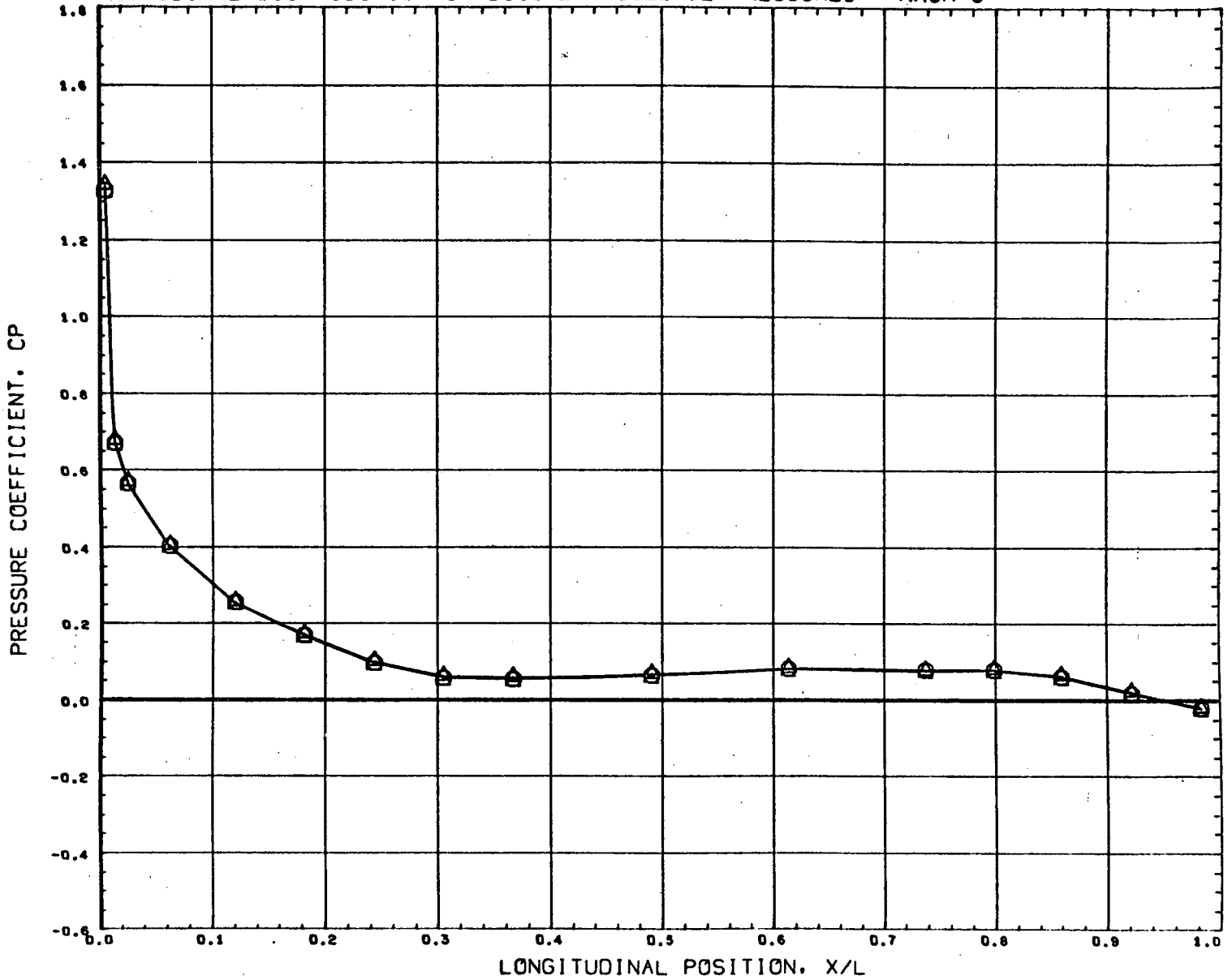
REFERENCE FILE

AEDC VA1163 MDAC BOOSTER (BODY)

•AT8322•

PAGE 108

LONGITUDINAL DISTRIBUTION OF BOOSTER FUSELAGE PRESSURES - MACH 3



SYMBOL	DELTA X	THETA	DELTA Z
○	0.391	0.000	0.908
△	0.516		

PARAMETRIC VALUES			
BETA	0.000	ALPHAB	4.939
MACH	3.000	ALPHA1	0.000
ORBPOW	0.000	BSTPOW	0.000

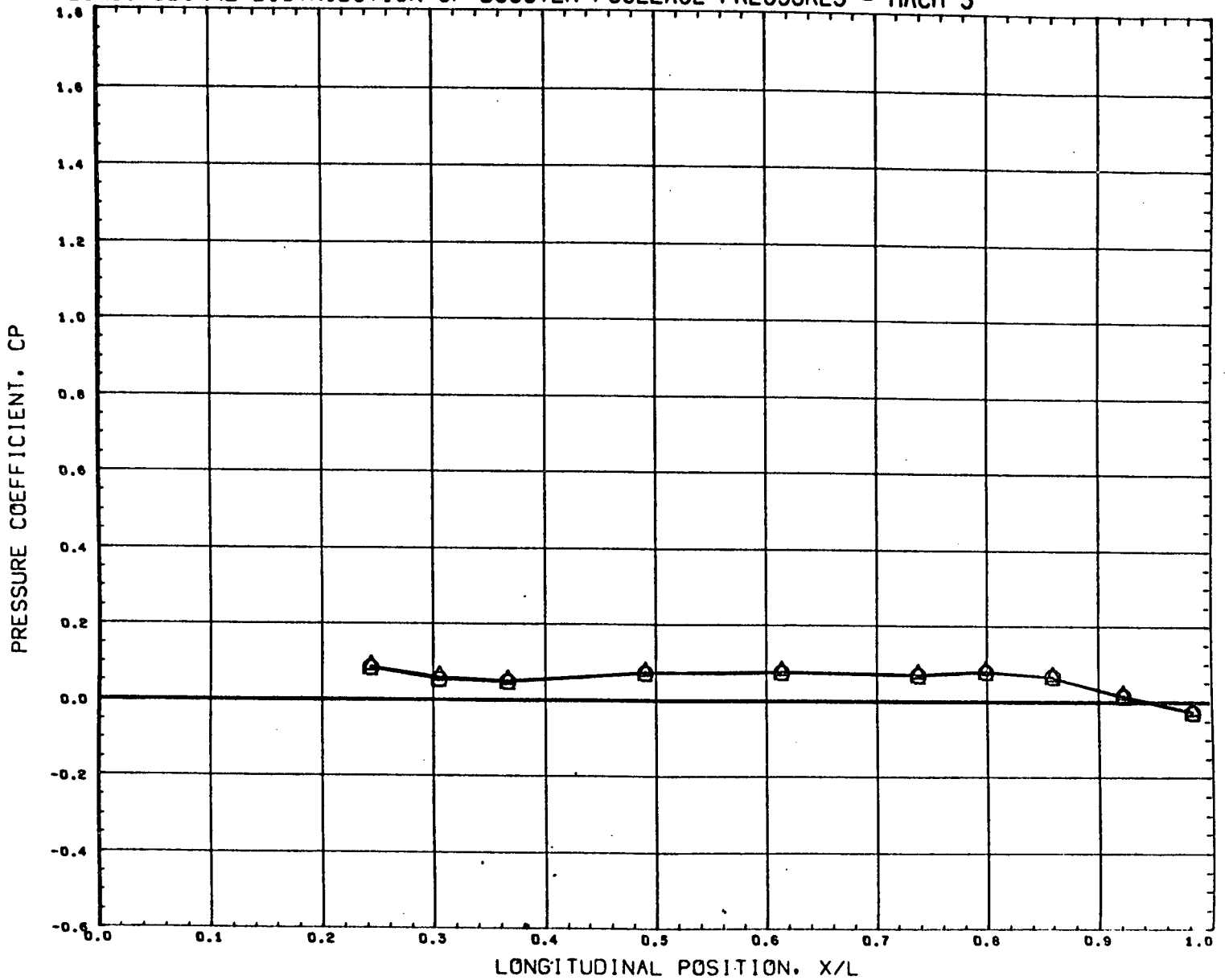
REFERENCE FILE

AEDC VA1163 MDAC BOOSTER (BODY)

•AT8322•

PAGE 109

LONGITUDINAL DISTRIBUTION OF BOOSTER FUSELAGE PRESSURES - MACH 3



SYMBOL	DELTA X	THETA	DELTA Z
○	0.391	24.000	0.908
△	0.516		

PARAMETRIC VALUES			
BETA	0.000	ALPHAB	4.939
MACH	3.000	ALPHA1	0.000
ORBPOW	0.000	BSTPOW	0.000

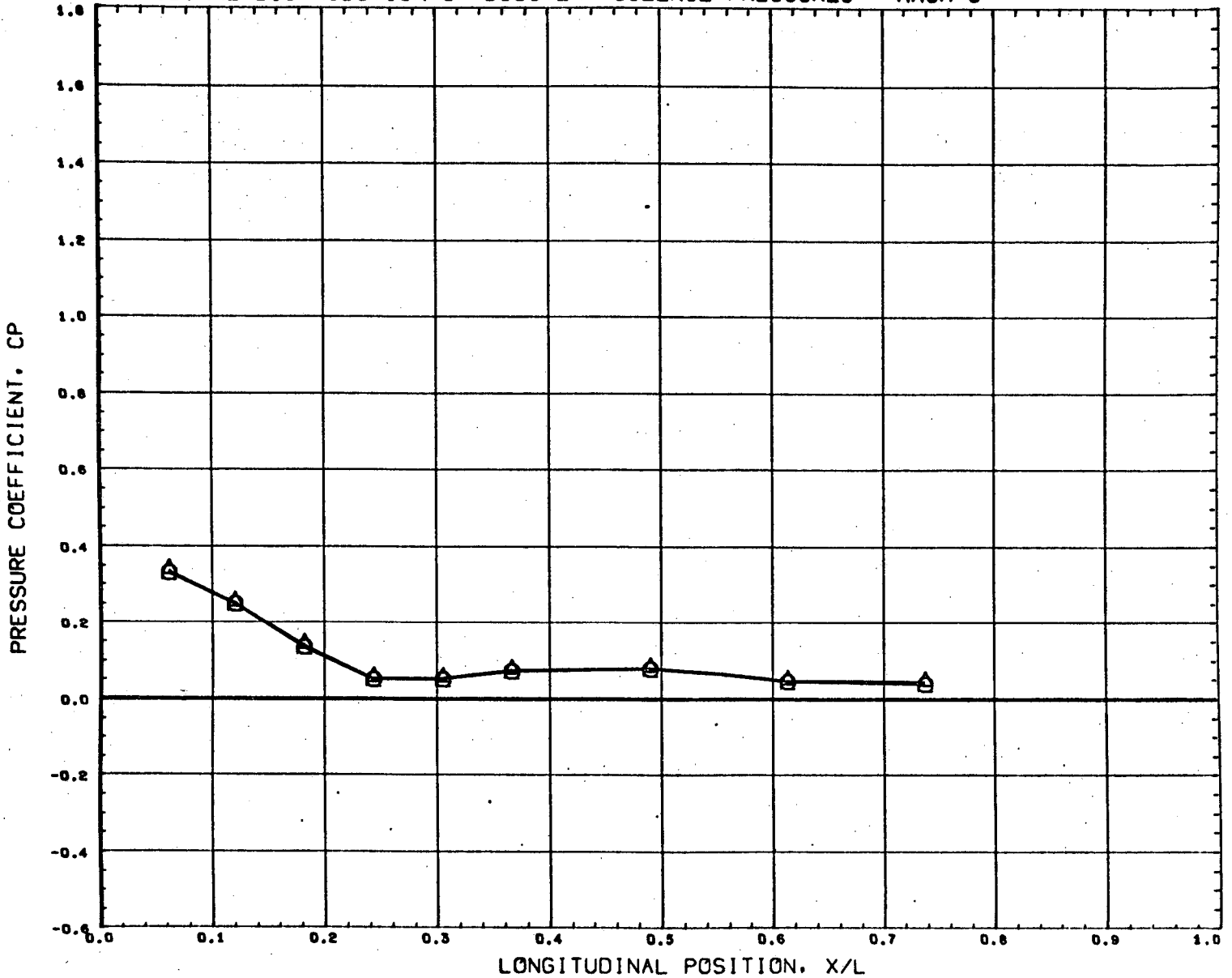
REFERENCE FILE

AEDC VA1163 MDAC BOOSTER (BODY)

•AT8322•

PAGE 110

LONGITUDINAL DISTRIBUTION OF BOOSTER FUSELAGE PRESSURES - MACH 3



SYMBOL	DELTA X	THETA	DELTA Z
○	0.391	45.000	0.908
△	0.516		

PARAMETRIC VALUES			
BETA	0.000	ALPHAB	4.939
MACH	3.000	ALPHA I	0.000
ORBPOW	0.000	BSTPOW	0.000

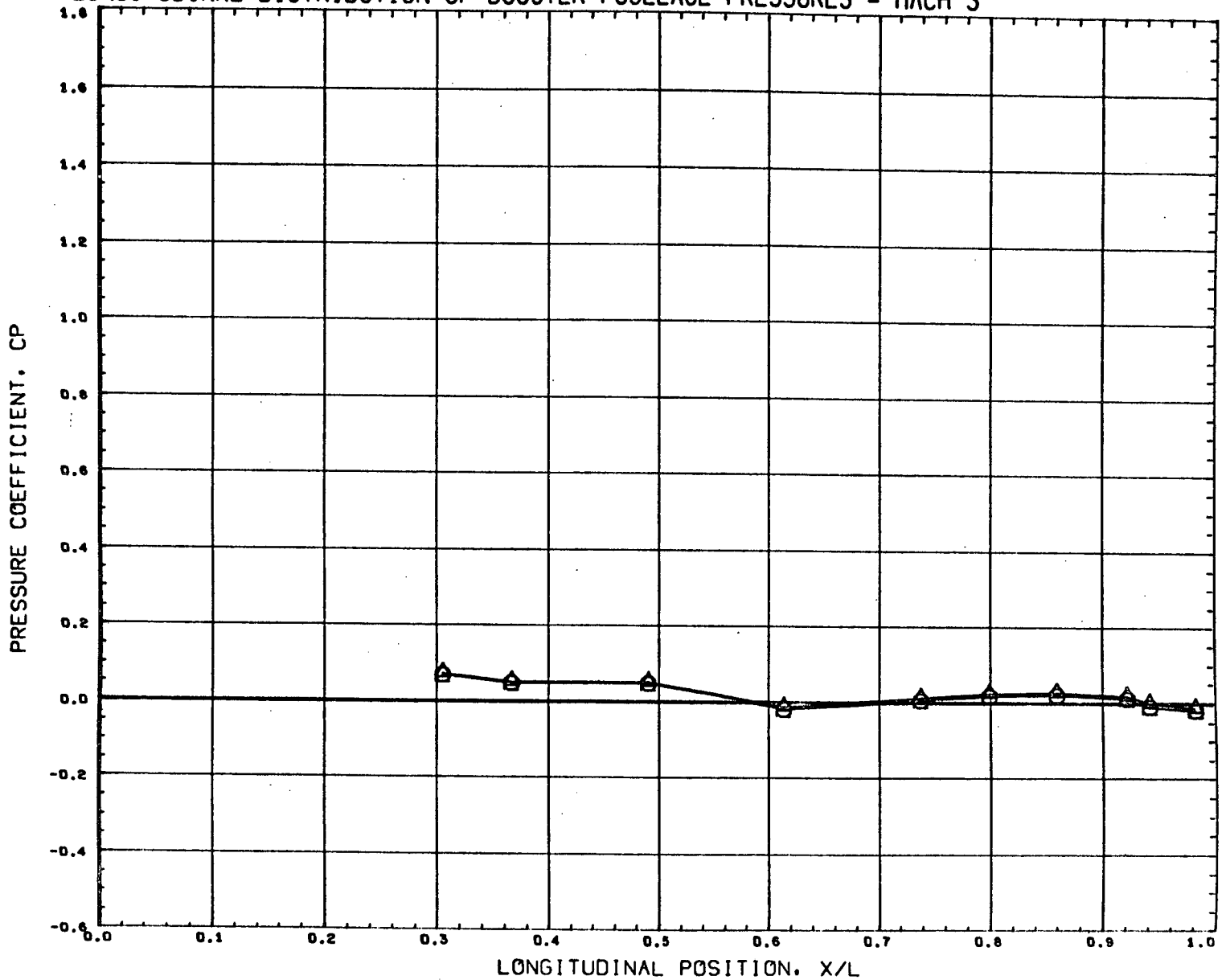
REFERENCE FILE

AEDC VA1163 MDAC BOOSTER (BODY)

•AT8322•

PAGE 111

LONGITUDINAL DISTRIBUTION OF BOOSTER FUSELAGE PRESSURES - MACH 3



SYMBOL	DELTA X	THETA	DELTA Z
○	0.391	90.000	0.908
△	0.516		

PARAMETRIC VALUES			
BETA	0.000	ALPHAB	- 4.939
MACH	3.000	ALPHA1	0.000
ORBPOW	0.000	BSTPOW	0.000

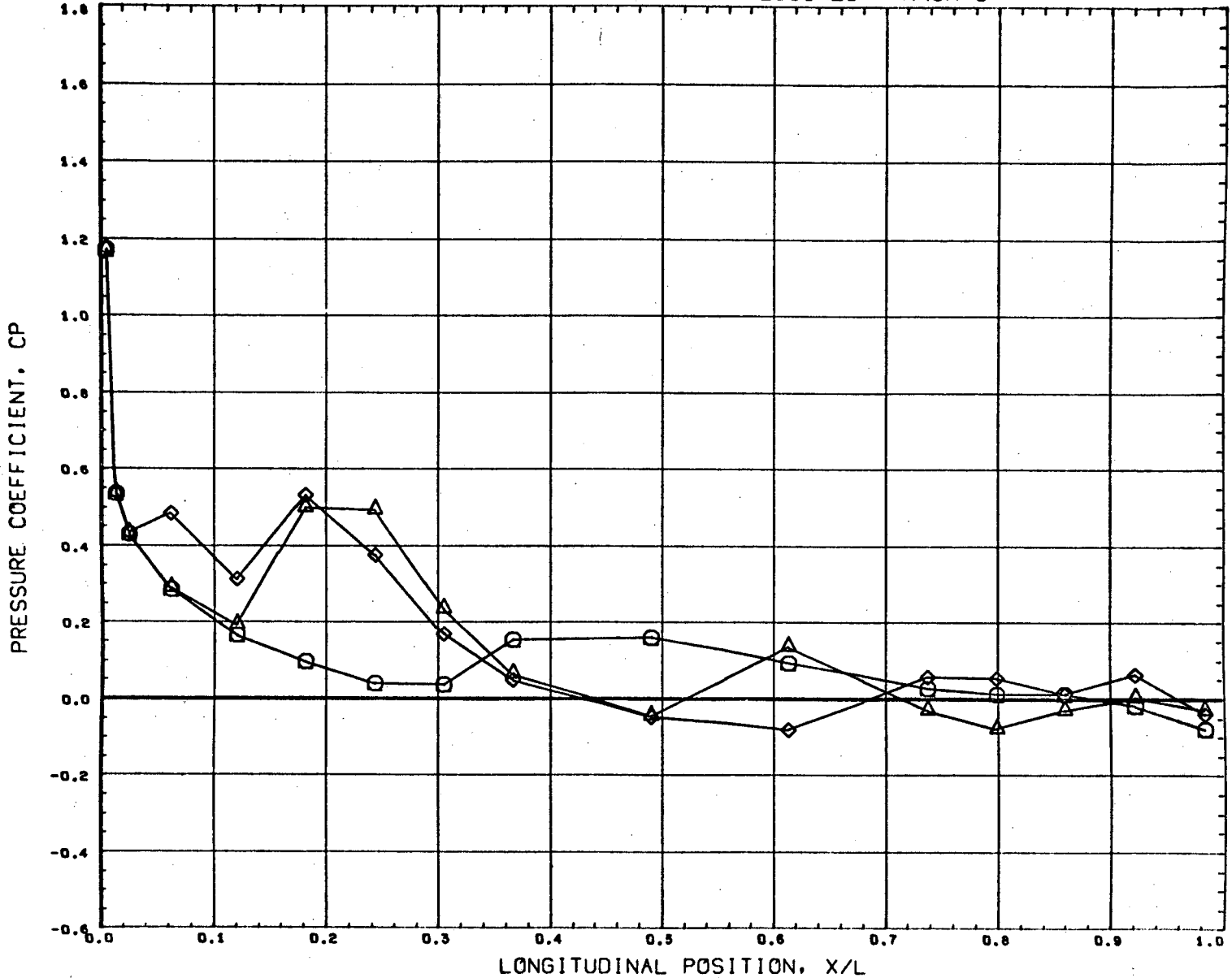
REFERENCE FILE

AEDC VA1163 MDAC BOOSTER (BODY)

•AT8322•

PAGE 112

LONGITUDINAL DISTRIBUTION OF BOOSTER FUSELAGE PRESSURES - MACH 3

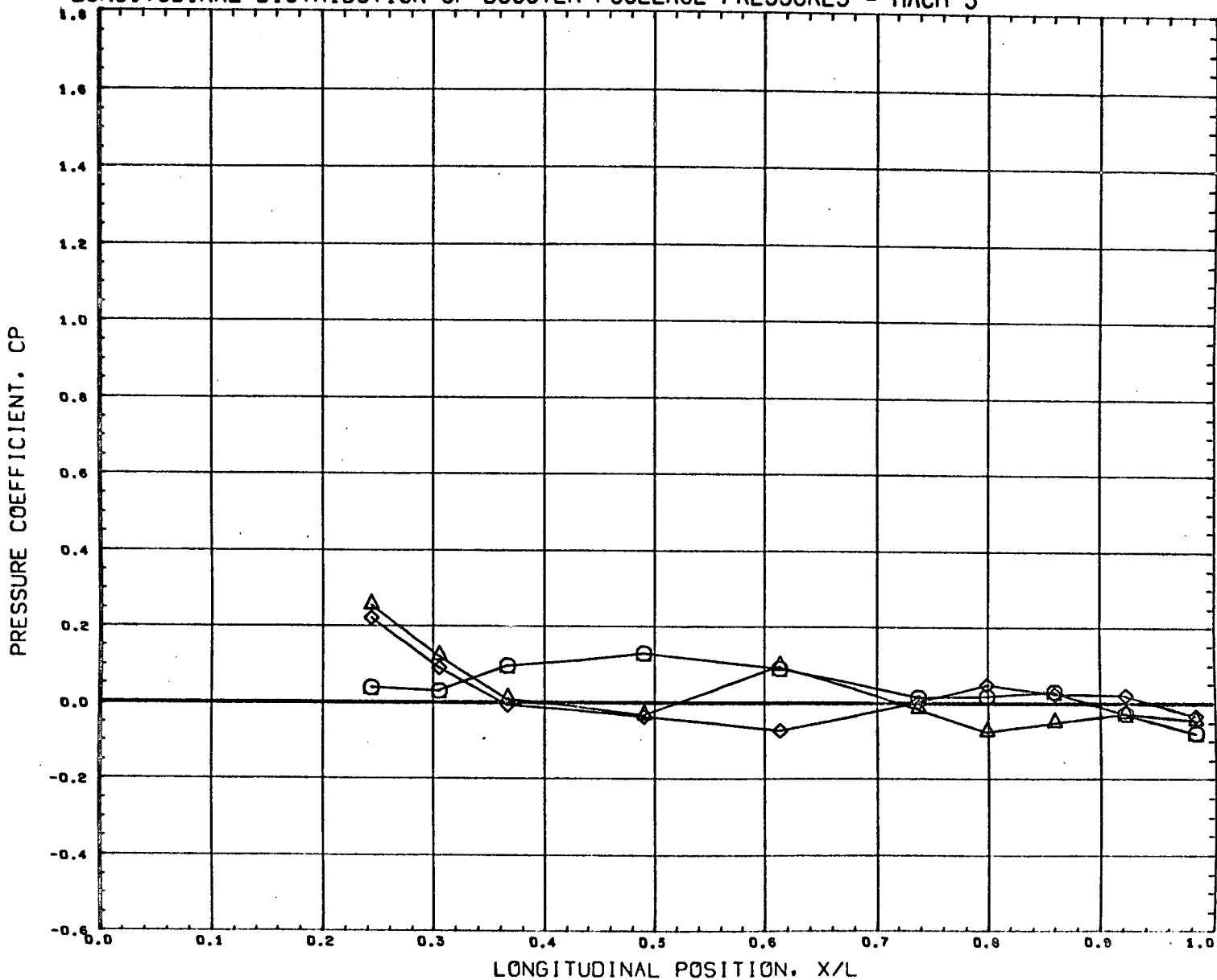


SYMBOL	DELTA X	THETA	DELTA Z
○	0.143	0.000	0.120
△	0.103		
◇	0.226		

PARAMETRIC VALUES			
BETA	0.000	ALPHAB	0.019
MACH	3.000	ALPHA I	0.000
ORBPOW	0.000	BSTPOW	0.000

REFERENCE FILE

LONGITUDINAL DISTRIBUTION OF BOOSTER FUSELAGE PRESSURES - MACH 3



SYMBOL	DELTA X	THETA	DELTA Z
○	0.143	24.000	0.120
△	0.103		
◇	0.226		

PARAMETRIC VALUES			
BETA	0.000	ALPHAB	0.019
MACH	3.000	ALPHA I	0.000
ORBPOW	0.000	BSTPOW	0.000

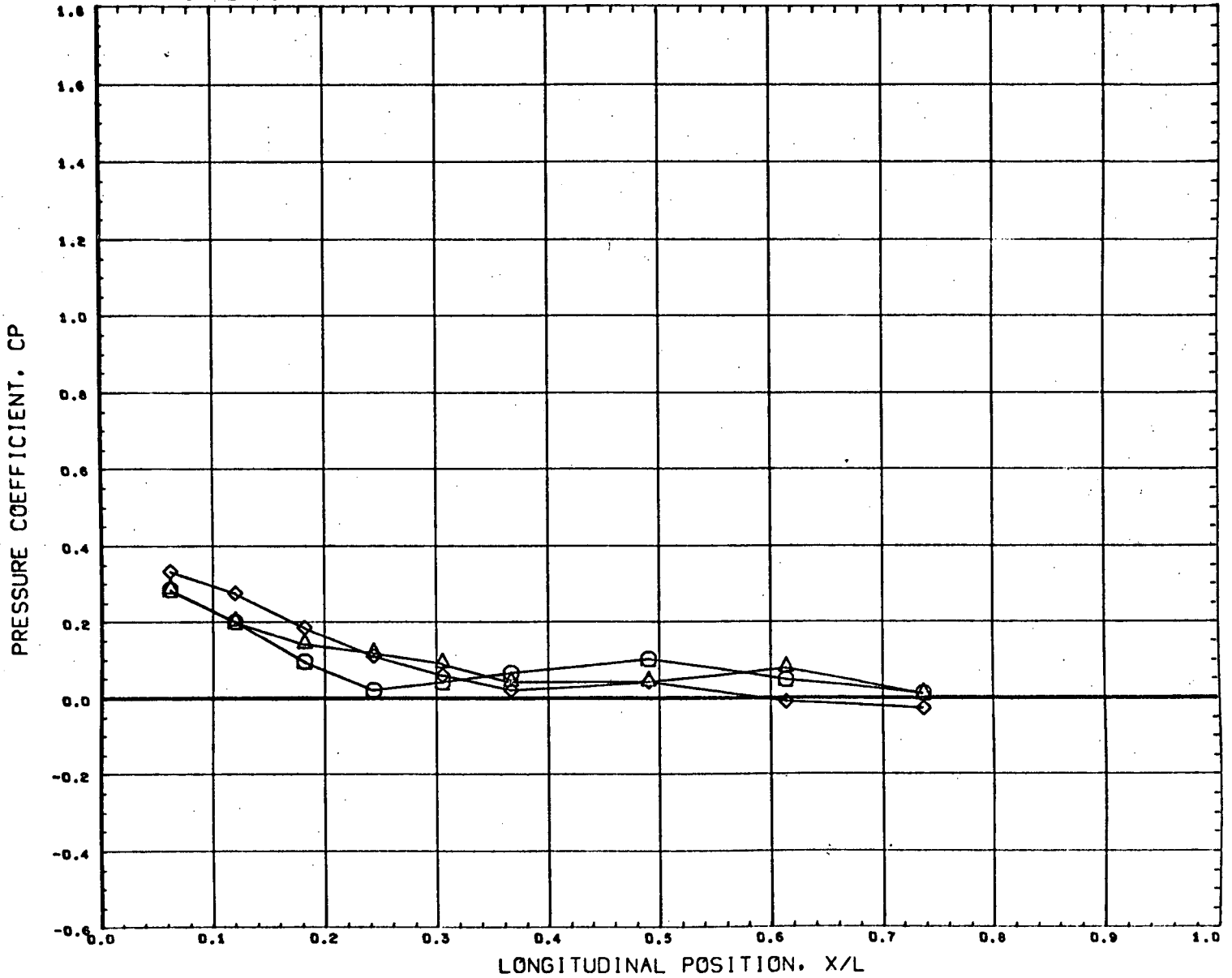
REFERENCE FILE

AEDC VA1163 MDAC BOOSTER (BODY)

•AT8323•

PAGE 114

LONGITUDINAL DISTRIBUTION OF BOOSTER FUSELAGE PRESSURES - MACH 3



SYMBOL	DELTA X	THETA	DELTA Z
○	0.143	45.000	0.120
△	0.103		
◇	0.226		

PARAMETRIC VALUES			
BETA	0.000	ALPHAB	0.019
MACH	3.000	ALPHA1	0.000
ORBPOW	0.000	BSTPOW	0.000

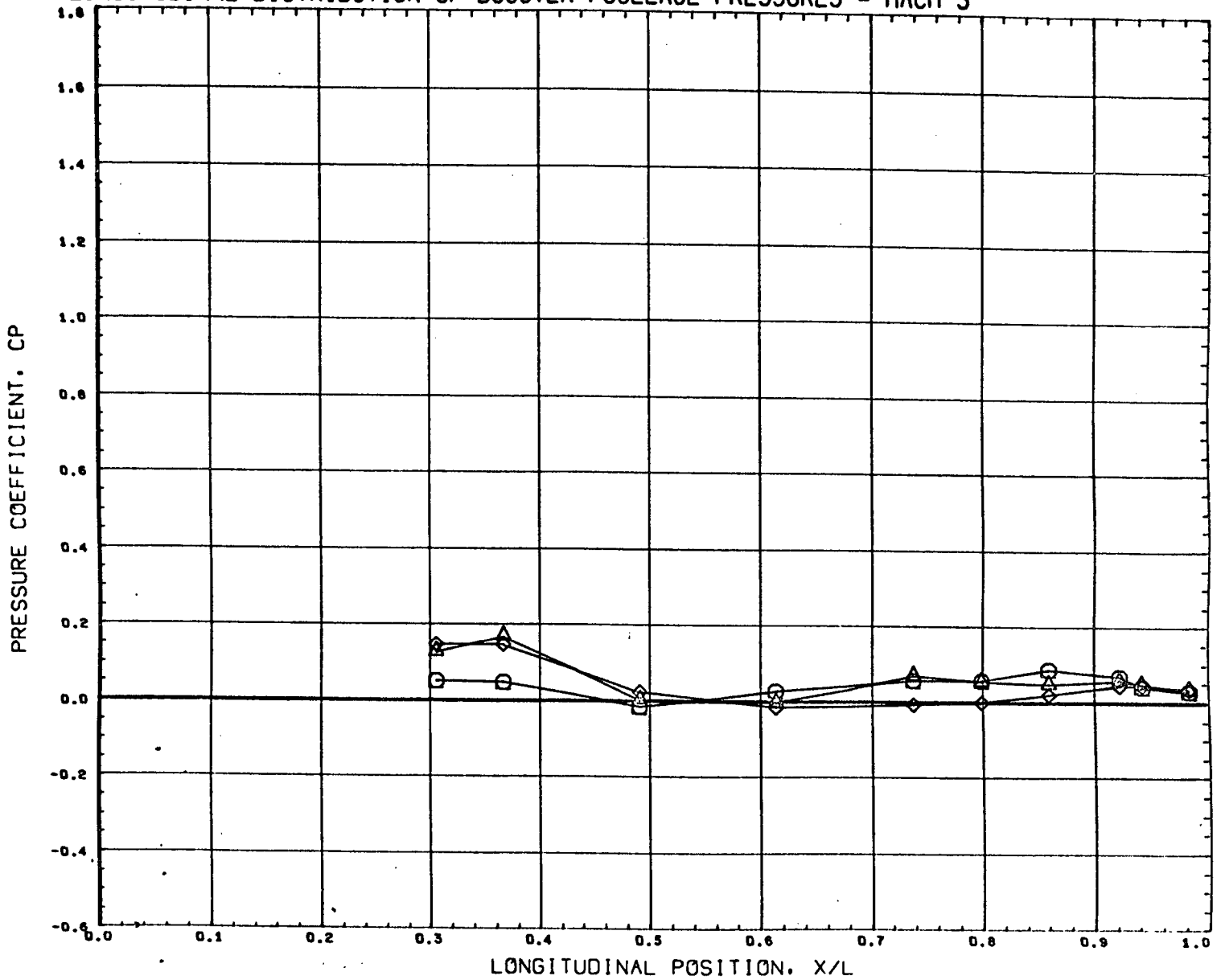
REFERENCE FILE

AEDC VA1163 MDAC BOOSTER (BODY)

•AT8323•

PAGE 115

LONGITUDINAL DISTRIBUTION OF BOOSTER FUSELAGE PRESSURES - MACH 3



SYMBOL	DELTA X	THETA	DELTA Z
○	0.143	90.000	0.120
△	0.103		
◇	0.226		

PARAMETRIC VALUES			
BETA	0.000	ALPHA B	0.019
MACH	3.000	ALPHA I	0.000
ORBPOW	0.000	BSTPOW	0.000

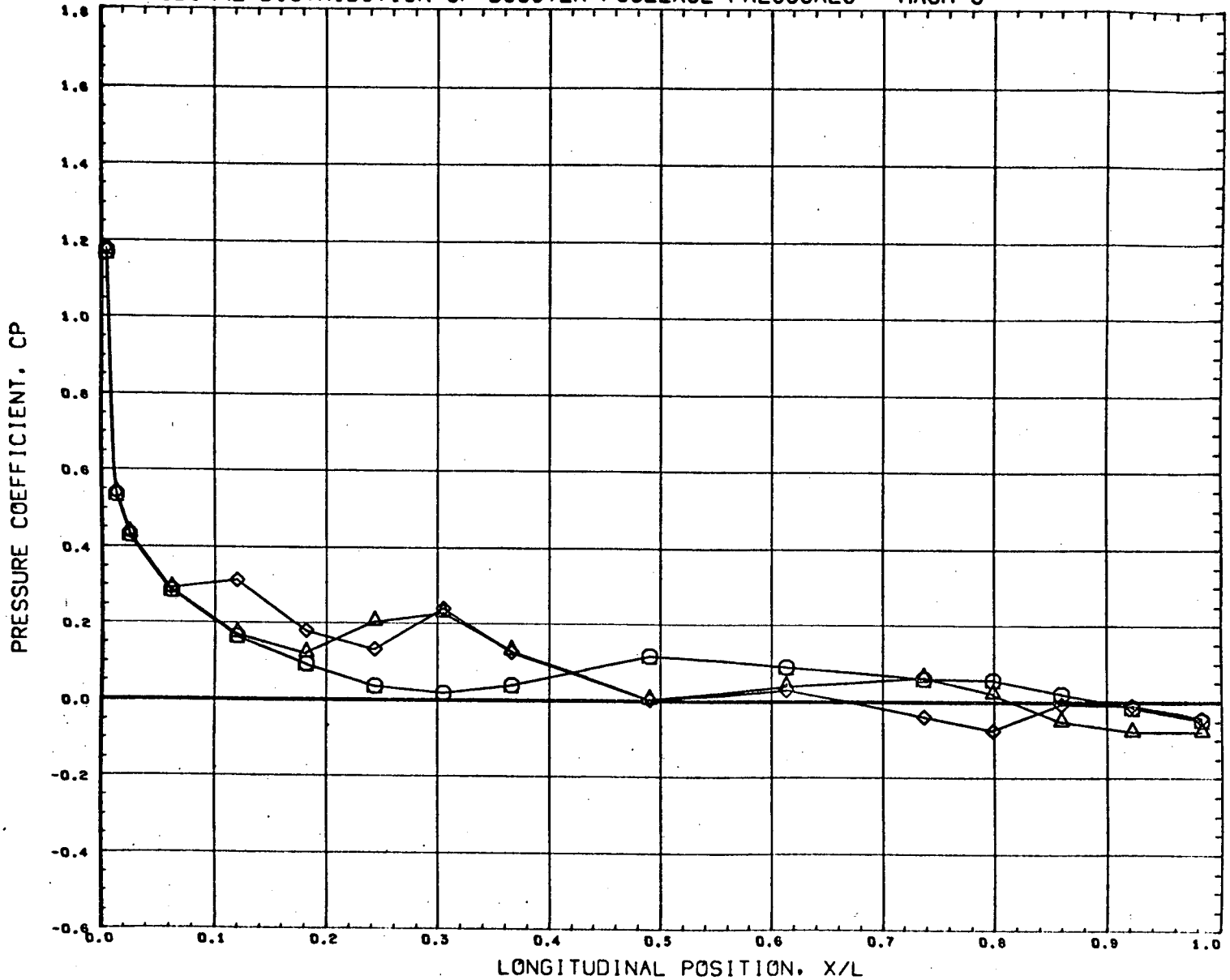
REFERENCE FILE

AEDC VA1163 MDAC BOOSTER (BODY)

•AT8323•

PAGE 116

LONGITUDINAL DISTRIBUTION OF BOOSTER FUSELAGE PRESSURES - MACH 3



SYMBOL	DELTA X	THETA	DELTA Z
○	0.144	0.000	0.151
△	0.104		
◇	0.227		

PARAMETRIC VALUES			
BETA	0.000	ALPHAB	0.019
MACH	3.000	ALPHA1	0.000
ORBPOW	0.000	BSTPOW	0.000

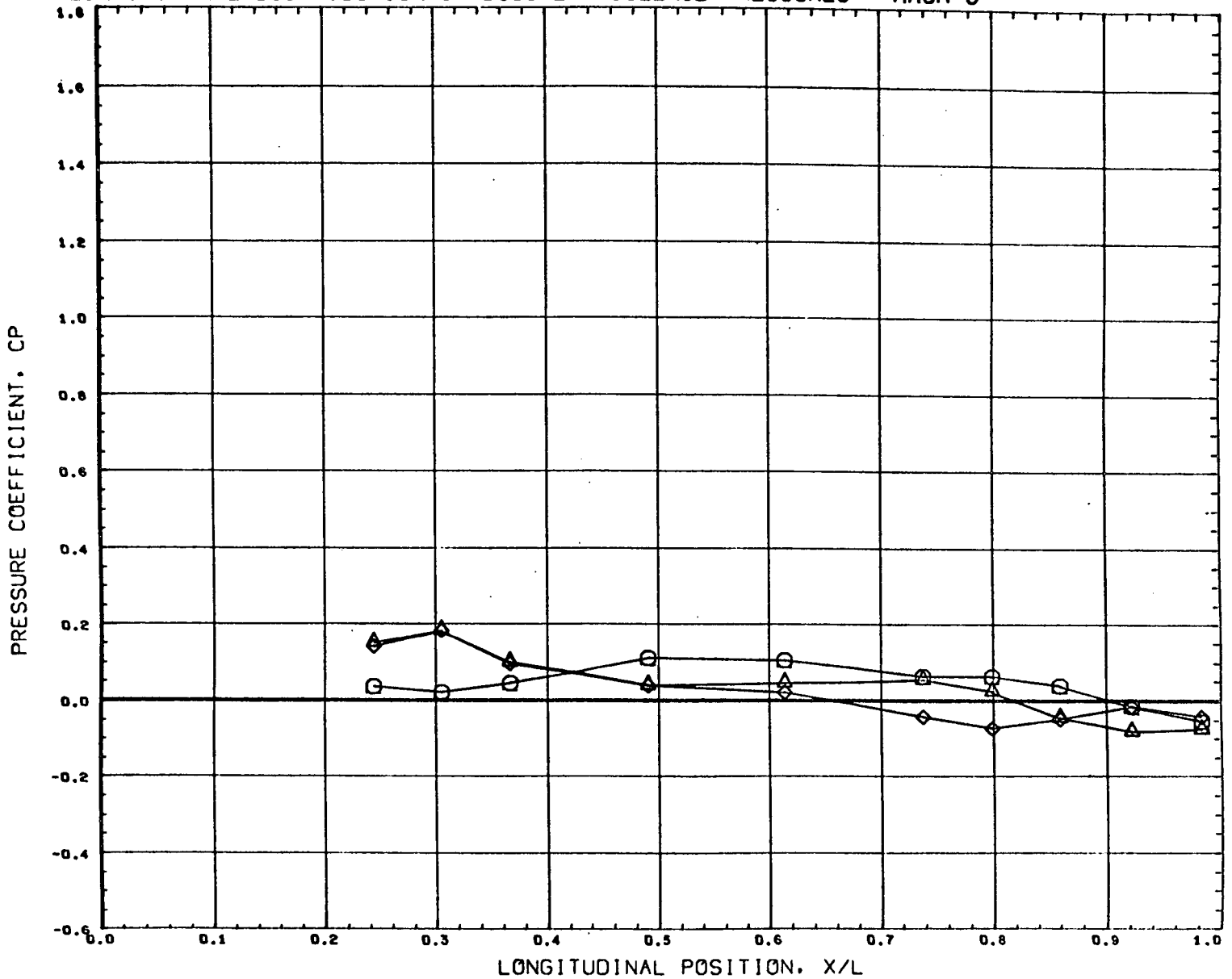
REFERENCE FILE

AEDC VA1163 MDAC BOOSTER (BODY)

•AT8323•

PAGE 117

LONGITUDINAL DISTRIBUTION OF BOOSTER FUSELAGE PRESSURES - MACH 3



SYMBOL	DELTA X	THETA	DELTA Z	PARAMETRIC VALUES			
○	0.144	24.000	0.151	BETA	0.000	ALPHA B	0.019
△	0.104			MACH	3.000	ALPHA I	0.000
◇	0.227			ORBPOW	0.000	BSTPOW	0.000

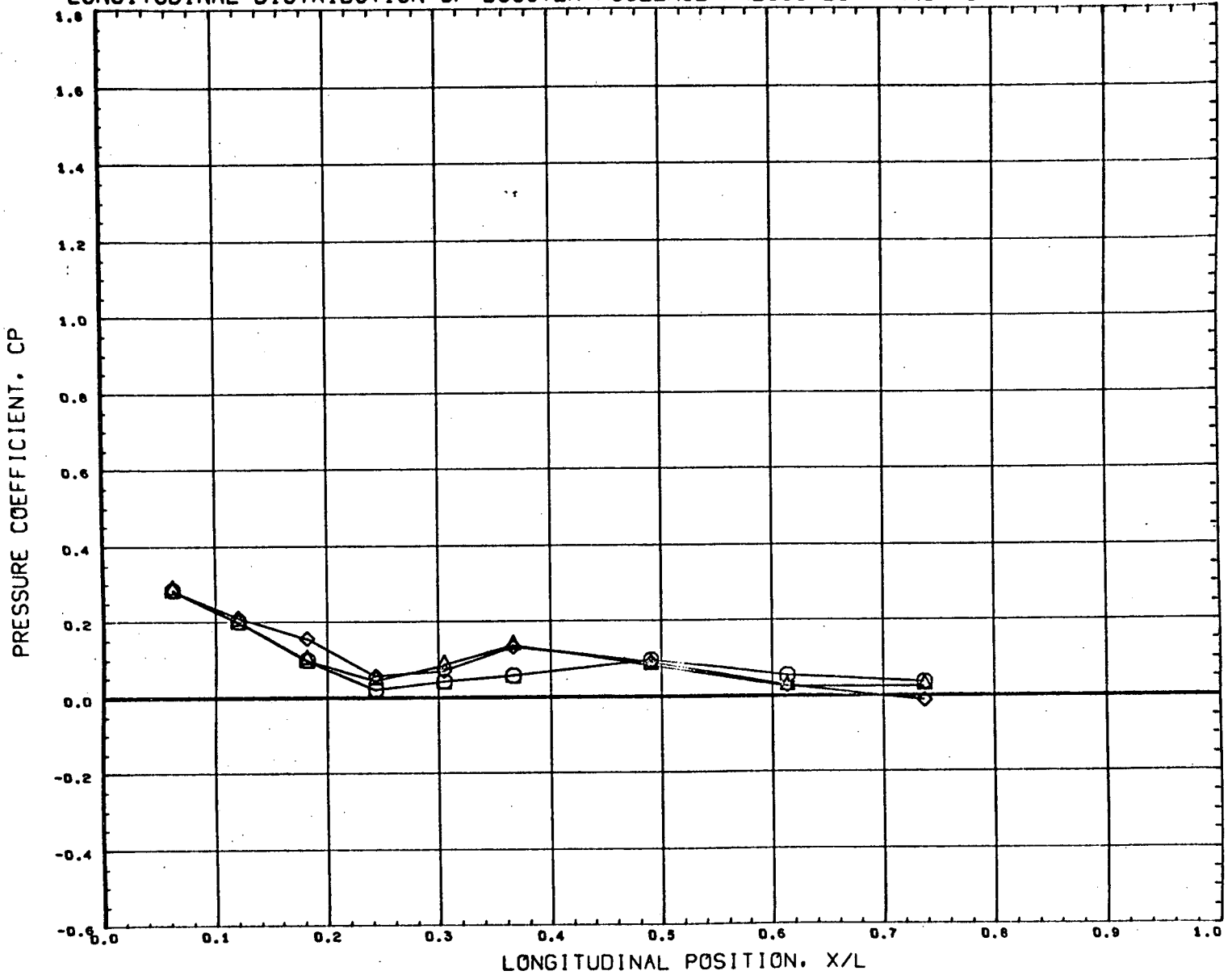
REFERENCE FILE

AEDC VA1163 MDAC BOOSTER (BODY)

•AT8323•

PAGE 118

LONGITUDINAL DISTRIBUTION OF BOOSTER FUSELAGE PRESSURES - MACH 3



SYMBOL	DELTA X	THETA	DELTA Z
○	0.144	45.000	0.151
△	0.104		
◇	0.227		

PARAMETRIC VALUES			
BETA	0.000	ALPHAB	0.019
MACH	3.000	ALPHA1	0.000
ORBPOW	0.000	BSTPOW	0.000

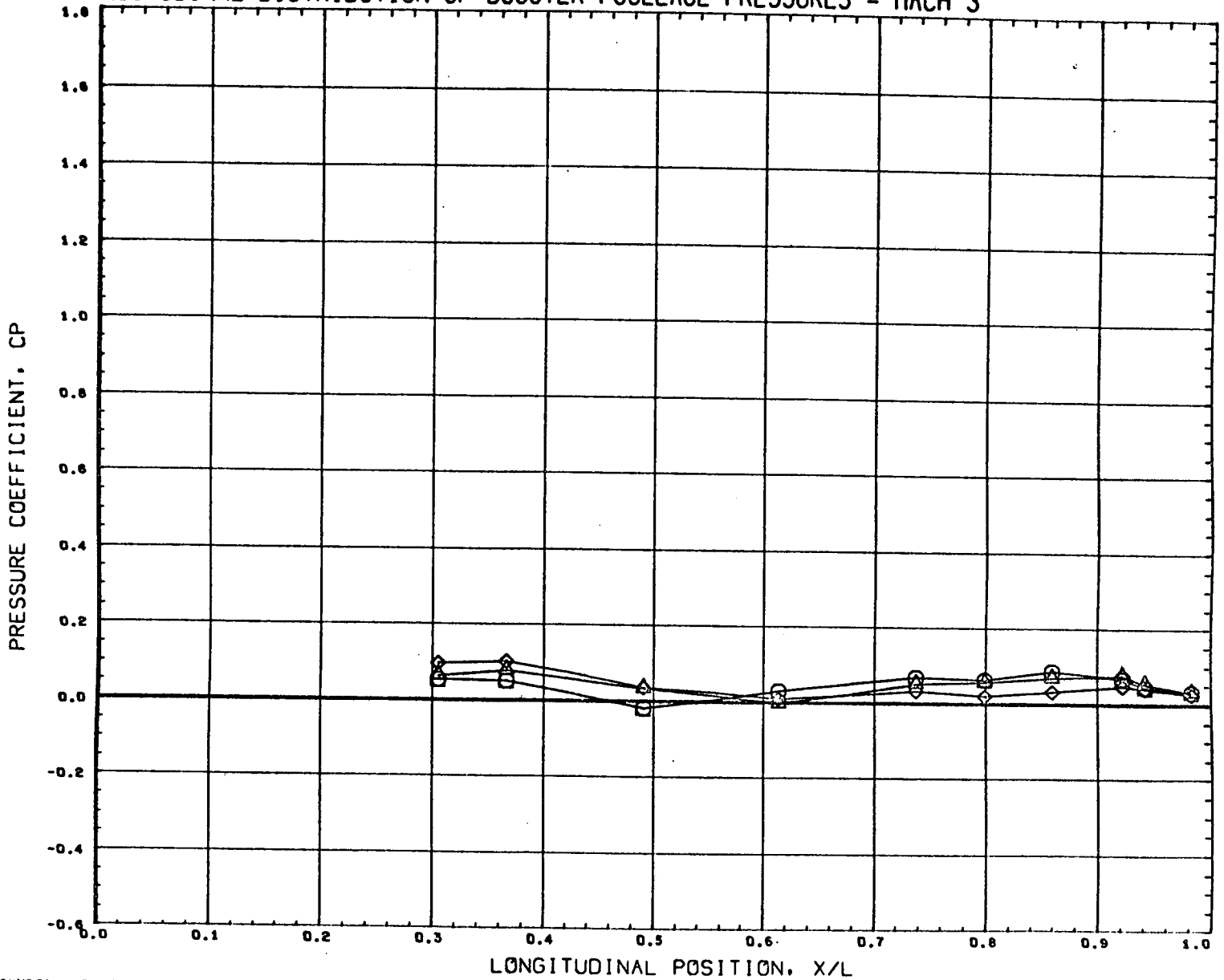
REFERENCE FILE

AEDC VA1163 MDAC BOOSTER (BODY)

•AT8323•

PAGE 119

LONGITUDINAL DISTRIBUTION OF BOOSTER FUSELAGE PRESSURES - MACH 3



SYMBOL	DELTA X	THETA	DELTA Z
○	0.144	90.000	0.151
△	0.104		
◇	0.227		

PARAMETRIC VALUES			
BETA	0.000	ALPHAB	0.019
MACH	3.000	ALPHA1	0.000
ORBPOW	0.000	BSTPOW	0.000

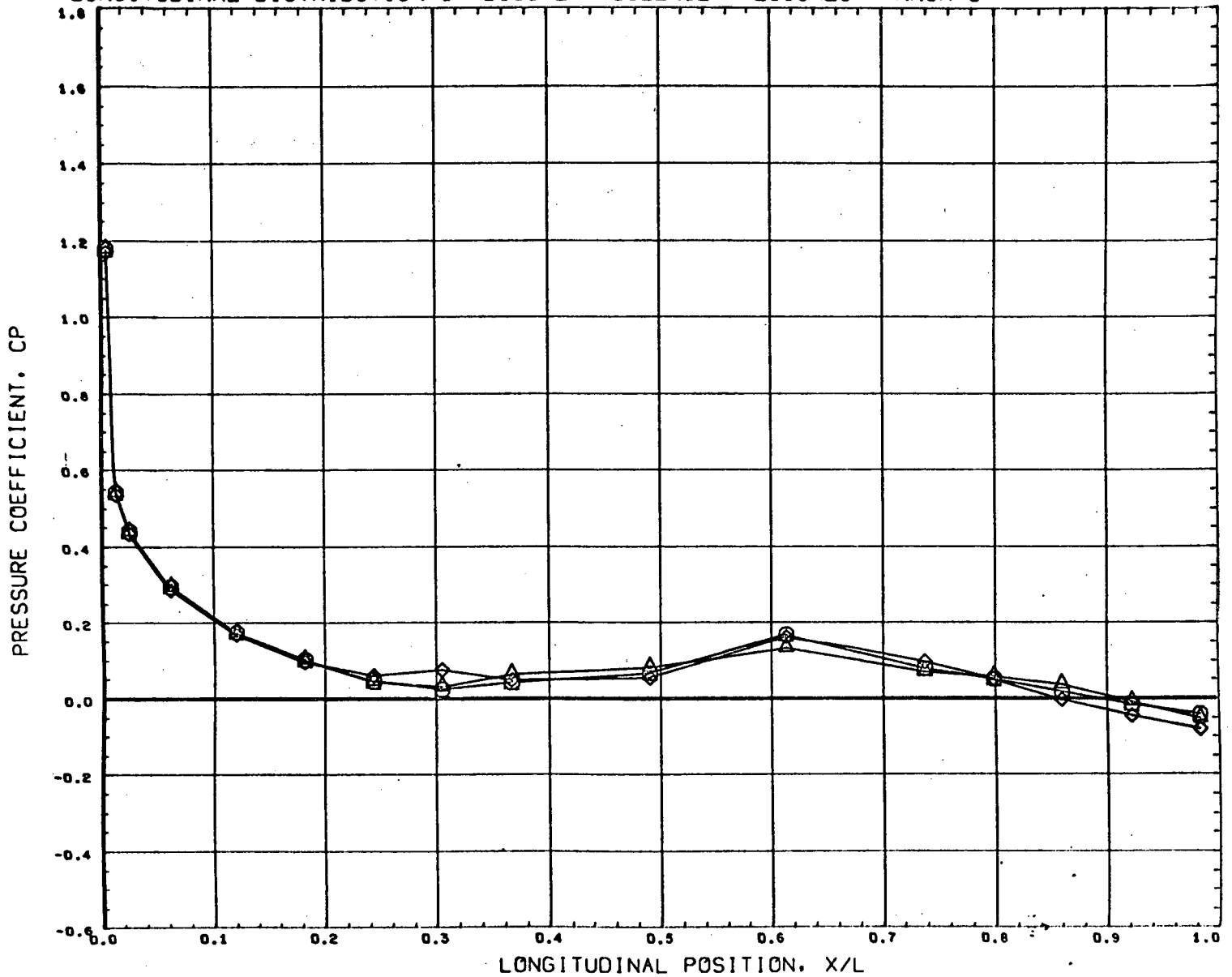
REFERENCE FILE

AEDC VA1163 MDAC BOOSTER (BODY)

•AT8323•

PAGE 120

LONGITUDINAL DISTRIBUTION OF BOOSTER FUSELAGE PRESSURES - MACH 3



SYMBOL	DELTA X	THETA	DELTA Z
○	0.143	0.000	0.228
△	0.103		
◇	0.227		

PARAMETRIC VALUES			
BETA	0.000	ALPHAD	0.019
MACH	3.000	ALPHA I	0.000
ORBPOW	0.000	BSTPOW	0.000

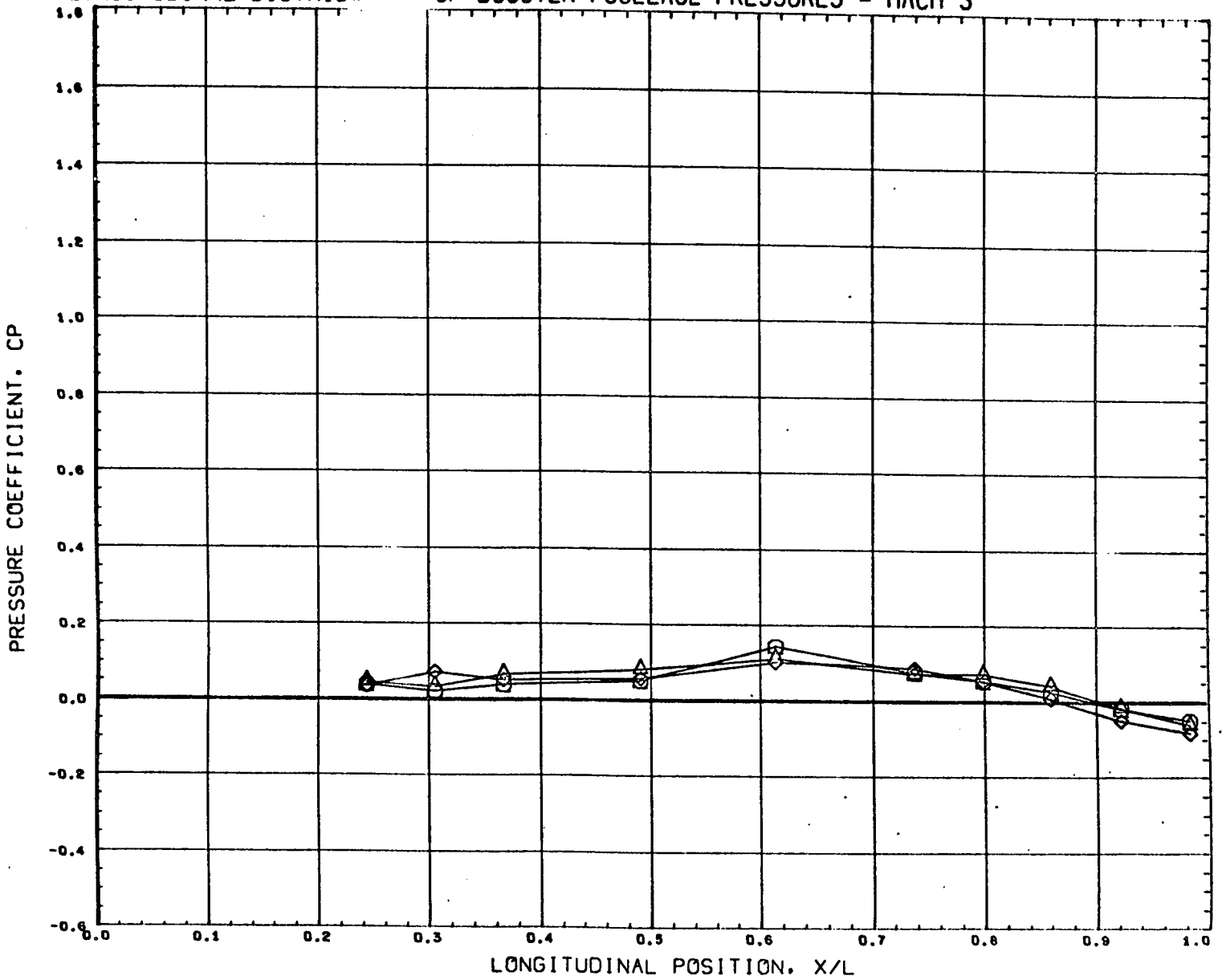
REFERENCE FILE

AEDC VA1163 MDAC BOOSTER (BODY)

•AT8323•

PAGE 121

LONGITUDINAL DISTRIBUTION OF BOOSTER FUSELAGE PRESSURES - MACH 3



SYMBOL	DELTA X	THETA	DELTA Z
○	0.143	24.000	0.228
△	0.103		
◇	0.227		

PARAMETRIC VALUES			
BETA	0.000	ALPHAB	0.019
MACH	3.000	ALPHA1	0.000
ORBPOW	0.000	BSTPOW	0.000

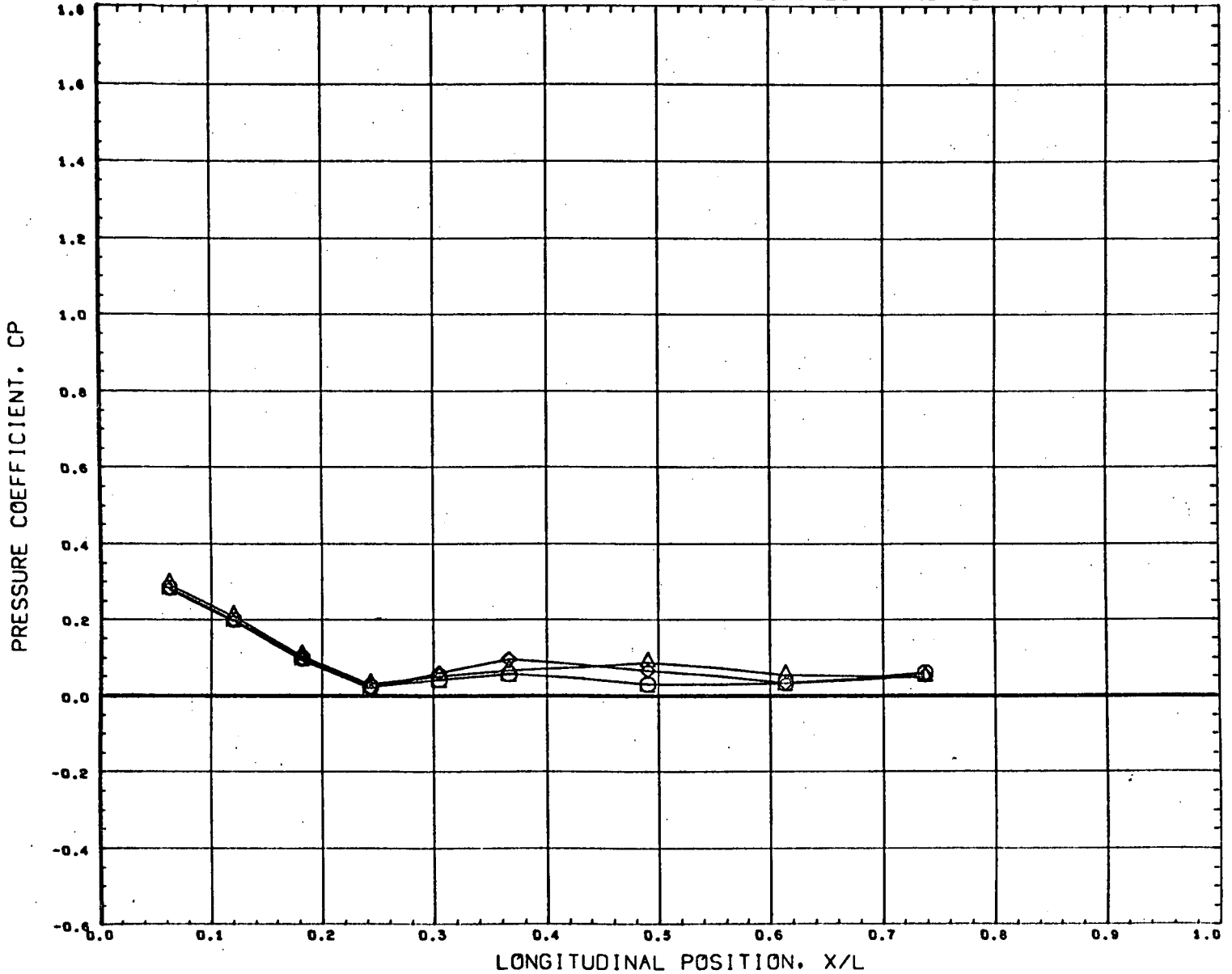
REFERENCE FILE

AEDC VA1163 MDAC BOOSTER (BODY)

•AT8323•

PAGE 122

LONGITUDINAL DISTRIBUTION OF BOOSTER FUSELAGE PRESSURES - MACH 3



SYMBOL	DELTA X	THETA	DELTA Z
○	0.143	45.000	0.228
△	0.103		
◇	0.227		

PARAMETRIC VALUES			
BETA	0.000	ALPHAB	0.019
MACH	3.000	ALPHA I	0.000
ORBPOW	0.000	BSTPOW	0.000

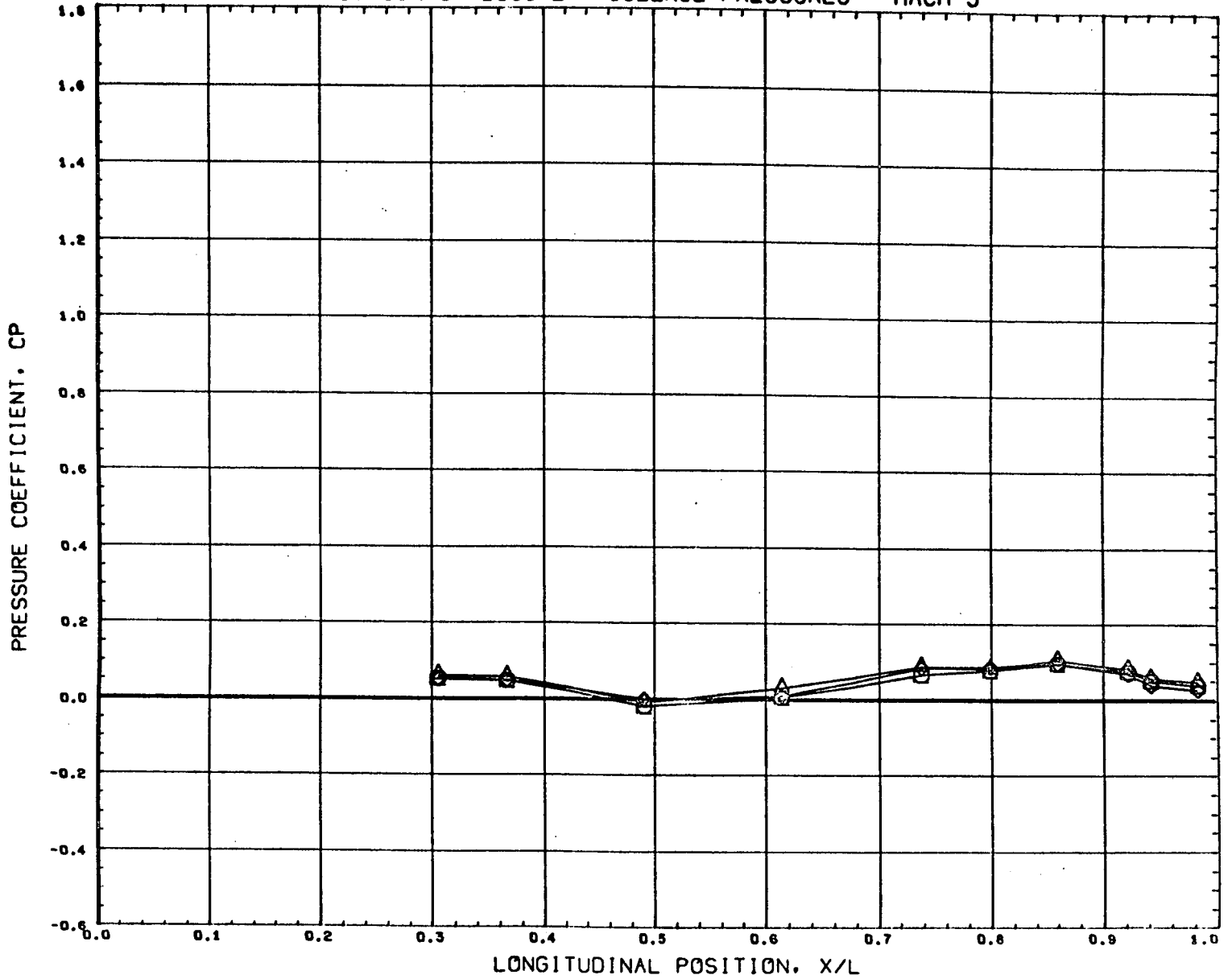
REFERENCE FILE

AEDC VA1163 MDAC BOOSTER (BODY)

•AT8323•

PAGE 123

LONGITUDINAL DISTRIBUTION OF BOOSTER FUSELAGE PRESSURES - MACH 3



SYMBOL	DELTA X	THETA	DELTA Z
○	0.143	90.000	0.228
△	0.103		
◇	0.227		

PARAMETRIC VALUES			
BETA	0.000	ALPHAB	0.019
MACH	3.000	ALPHA1	0.000
ORBPOW	0.000	BSTPOW	0.000

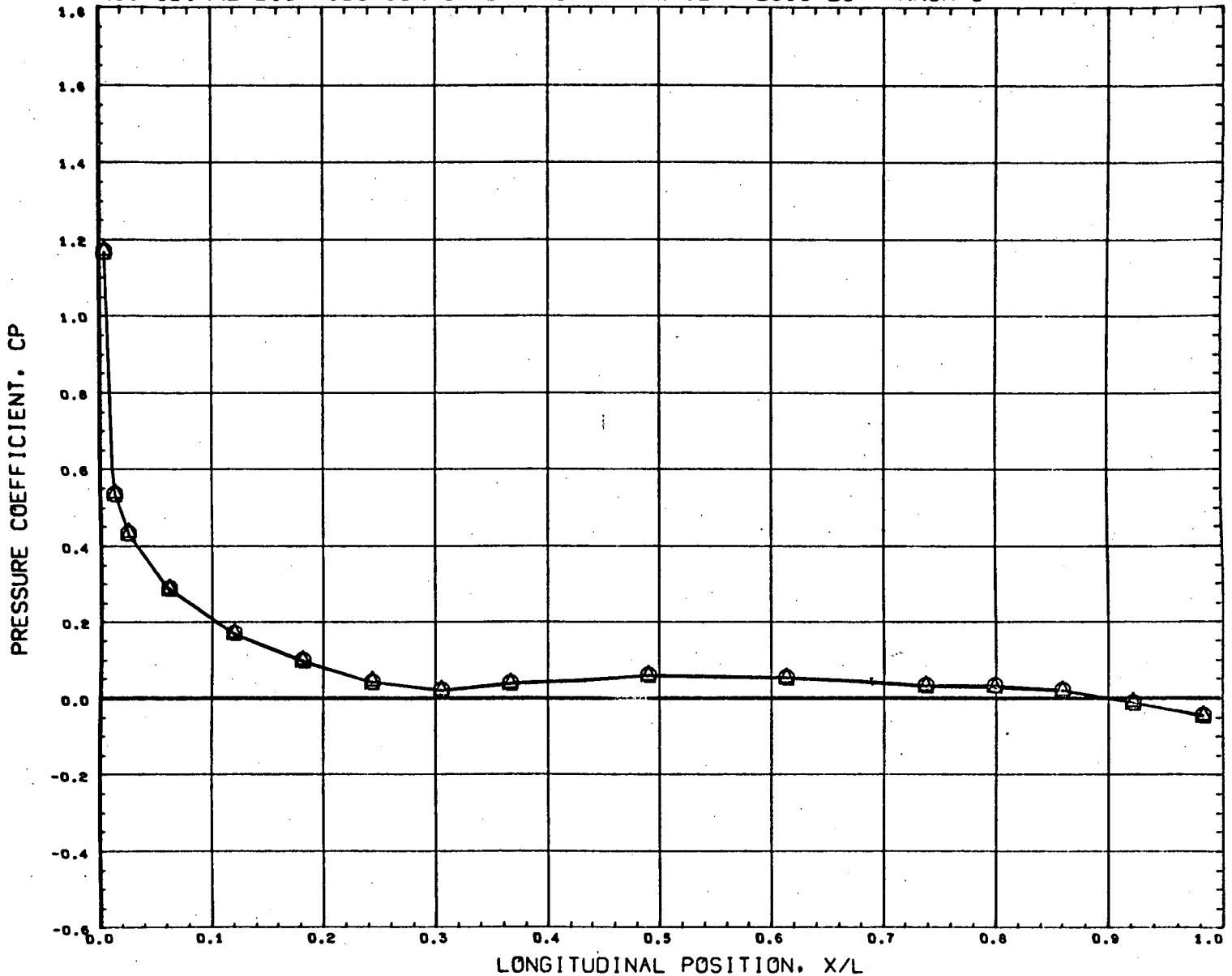
REFERENCE FILE

AEDC VA1163.MDAC BOOSTER (BODY)

•AT8323•

PAGE 124

LONGITUDINAL DISTRIBUTION OF BOOSTER FUSELAGE PRESSURES - MACH 3



SYMBOL	DELTA X	THETA	DELTA Z
○	0.391	0.000	0.908
△	0.514		

PARAMETRIC VALUES			
BETA	0.000	ALPHAB	0.019
MACH	3.000	ALPHA I	0.000
ORBPOW	0.000	BSTPOW	0.000

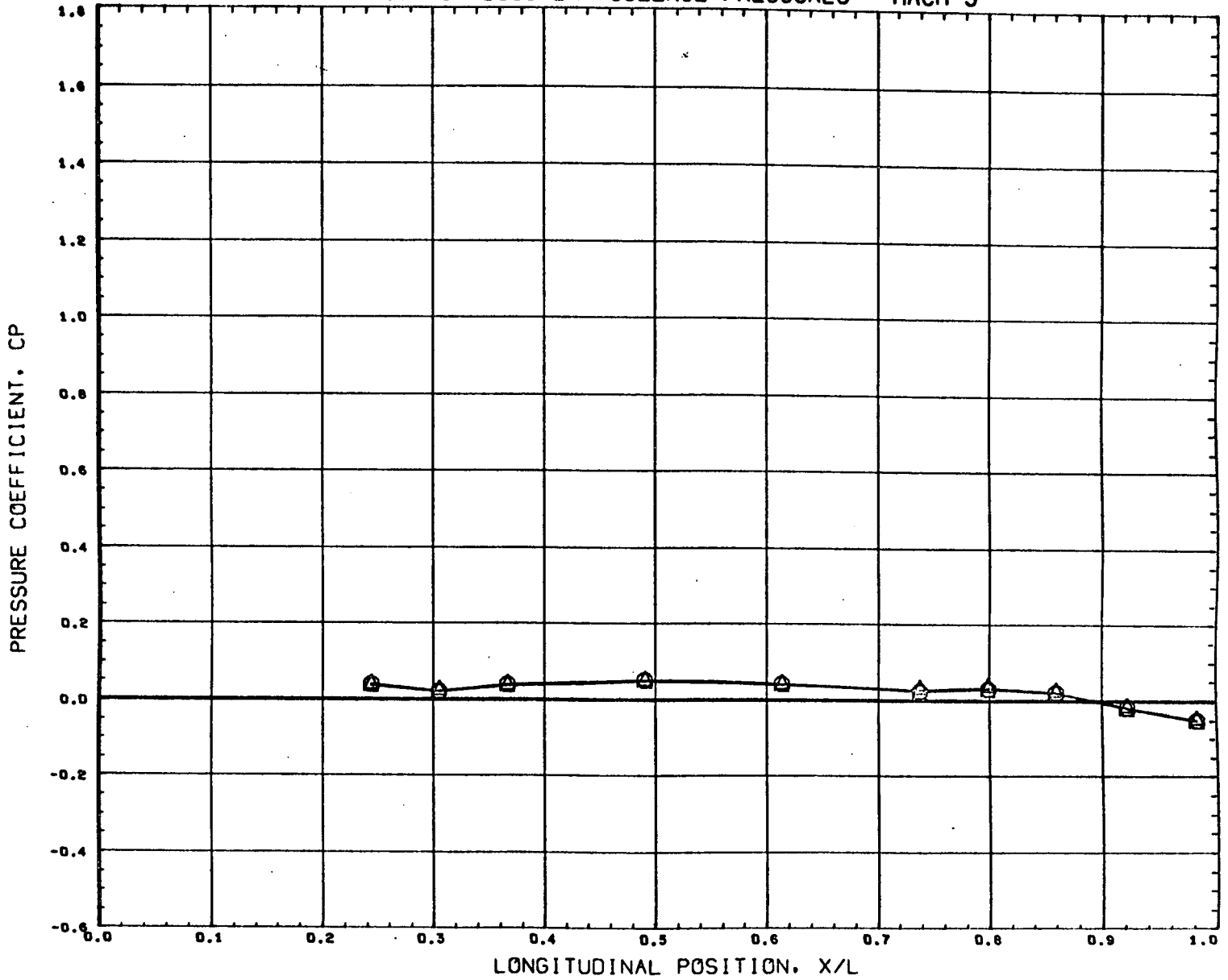
REFERENCE FILE

AEDC VA1163 MDAC BOOSTER (BODY)

•AT8323•

PAGE 125

LONGITUDINAL DISTRIBUTION OF BOOSTER FUSELAGE PRESSURES - MACH 3



SYMBOL	DELTA X	THETA	DELTA Z
○	0.391	24.000	0.908
△	0.514		

PARAMETRIC VALUES			
BETA	0.000	ALPHAB	0.019
MACH	3.000	ALPHA1	0.000
ORBPOW	0.000	BSTPOW	0.000

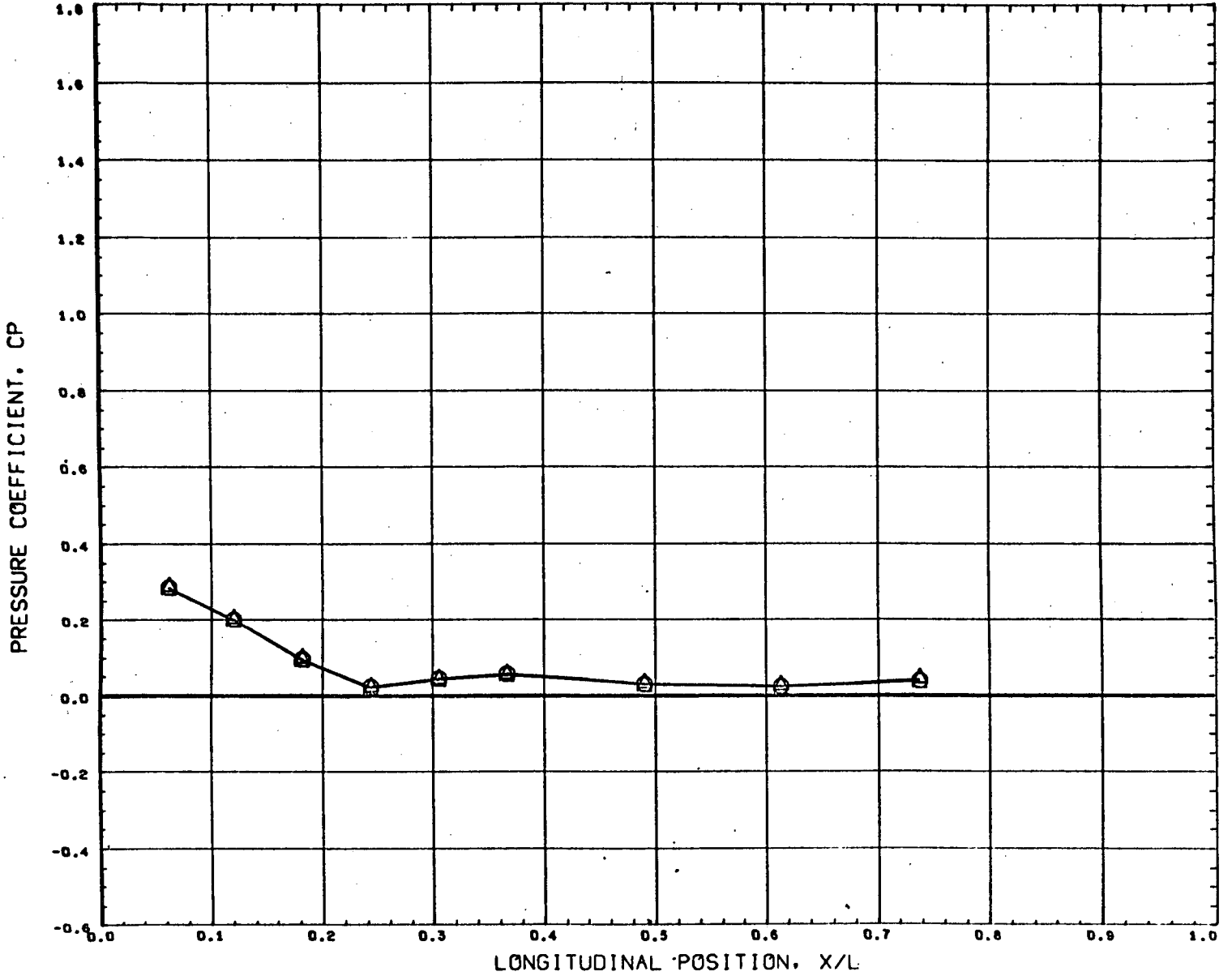
REFERENCE FILE

AEDC VA1163 MDAC BOOSTER (BODY)

•AT8323•

PAGE 126

LONGITUDINAL DISTRIBUTION OF BOOSTER FUSELAGE PRESSURES - MACH 3



SYMBOL	DELTA X	THETA	DELTA Z
○	0.391	45.000	0.908
△	0.514		

PARAMETRIC VALUES			
BETA	0.000	ALPHAB	0.019
MACH	3.000	ALPHA I	0.000
ORBPOW	0.000	BSTPOW	0.000

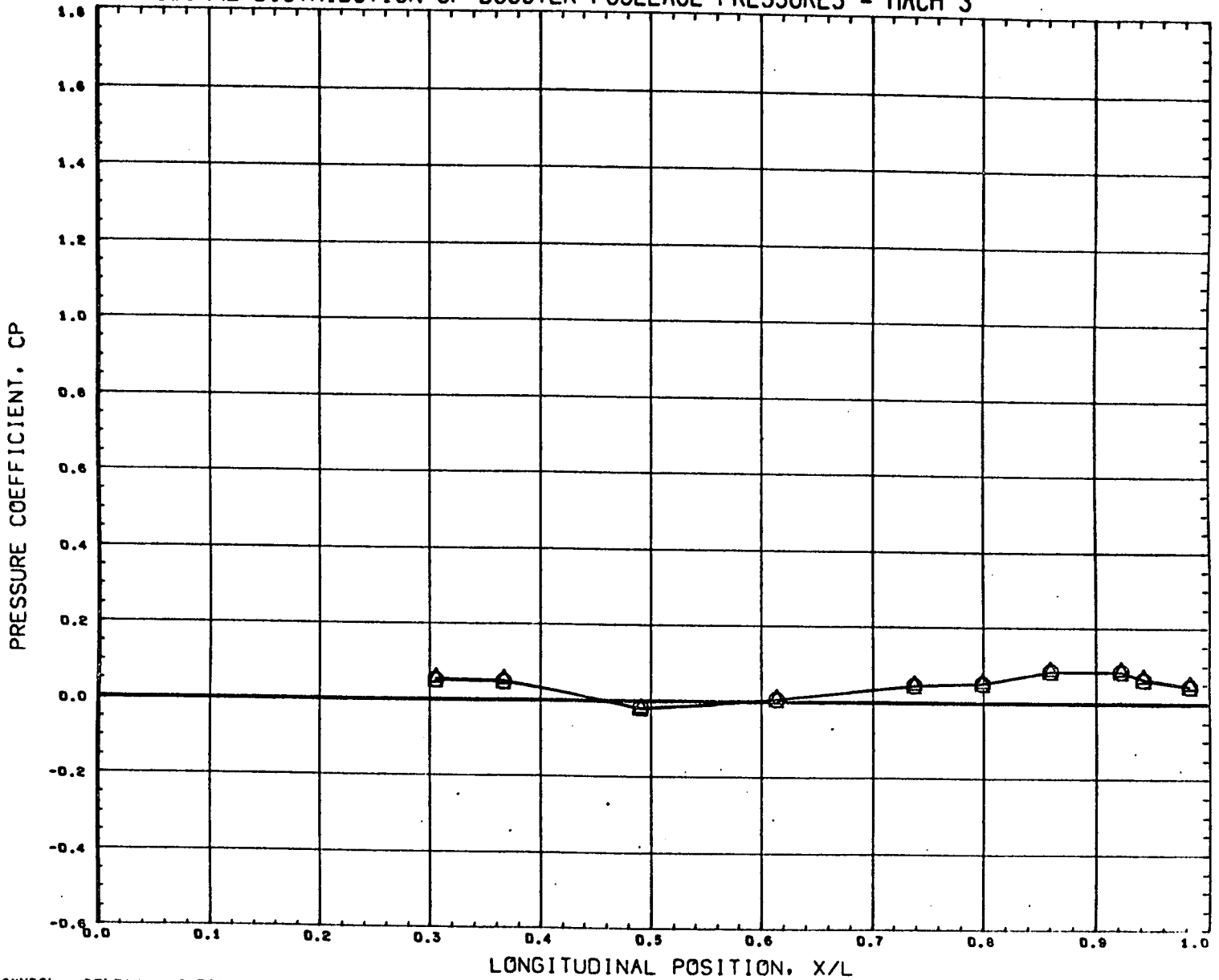
REFERENCE FILE

AEDC VA1163 MDAC BOOSTER (BODY)

•AT8323•

PAGE 127

LONGITUDINAL DISTRIBUTION OF BOOSTER FUSELAGE PRESSURES - MACH 3



SYMBOL	DELTA X	THETA	DELTA Z
○	0.391	90.000	0.908
△	0.514		

PARAMETRIC VALUES			
BETA	0.000	ALPHAB	0.019
MACH	3.000	ALPHA1	0.000
ORBPOW	0.000	BSTPOW	0.000

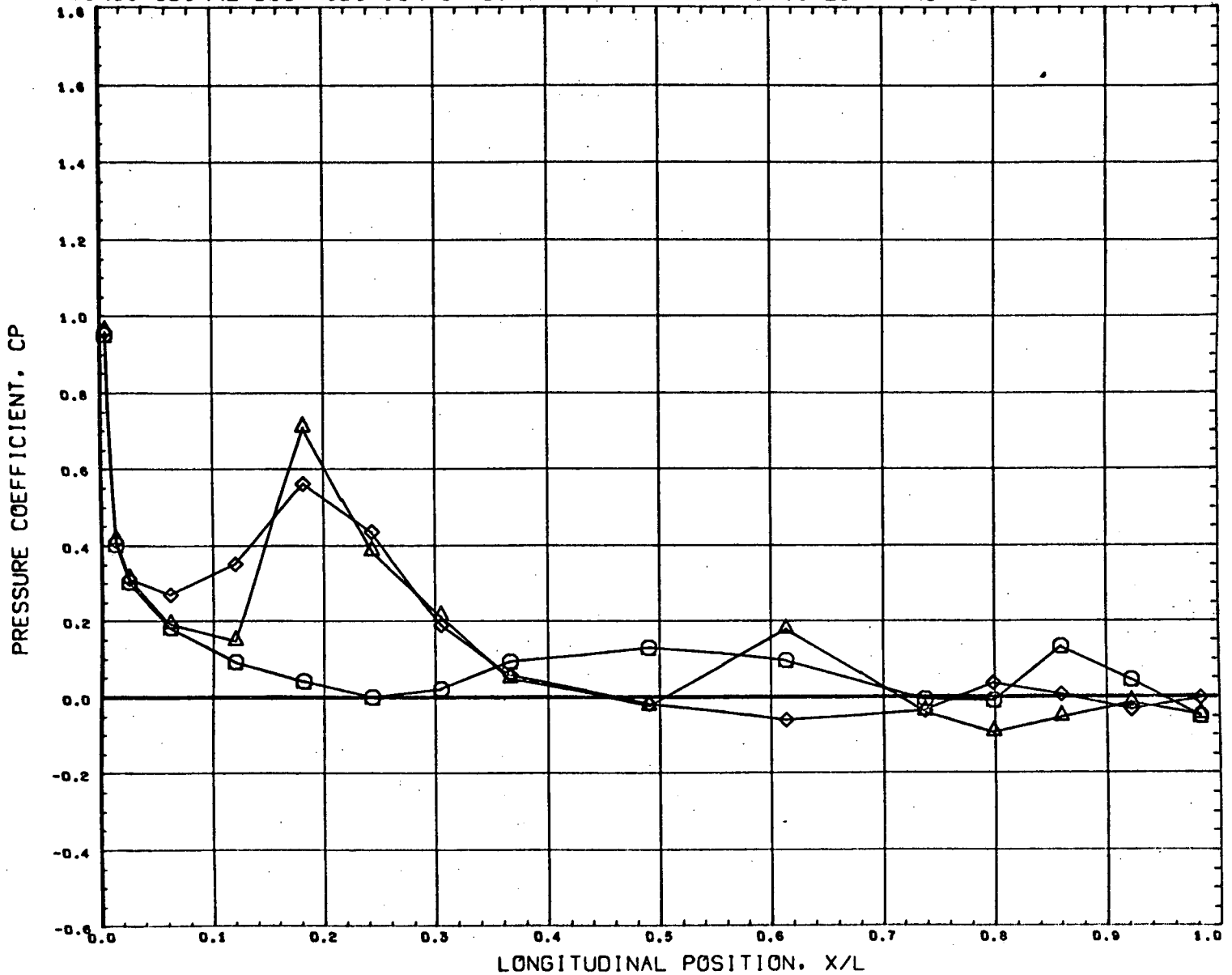
REFERENCE FILE

AEDC VA1163 MDAC BOOSTER (BODY)

•AT8323•

PAGE 128

LONGITUDINAL DISTRIBUTION OF BOOSTER FUSELAGE PRESSURES - MACH 3



SYMBOL	DELTA X	THETA	DELTA Z
○	0.143	0.000	0.120
△	0.103		
◇	0.226		

PARAMETRIC VALUES			
BETA	0.000	ALPHAB	5.020
MACH	3.000	ALPHA I	0.000
ORBPOW	0.000	BSTPOW	0.000

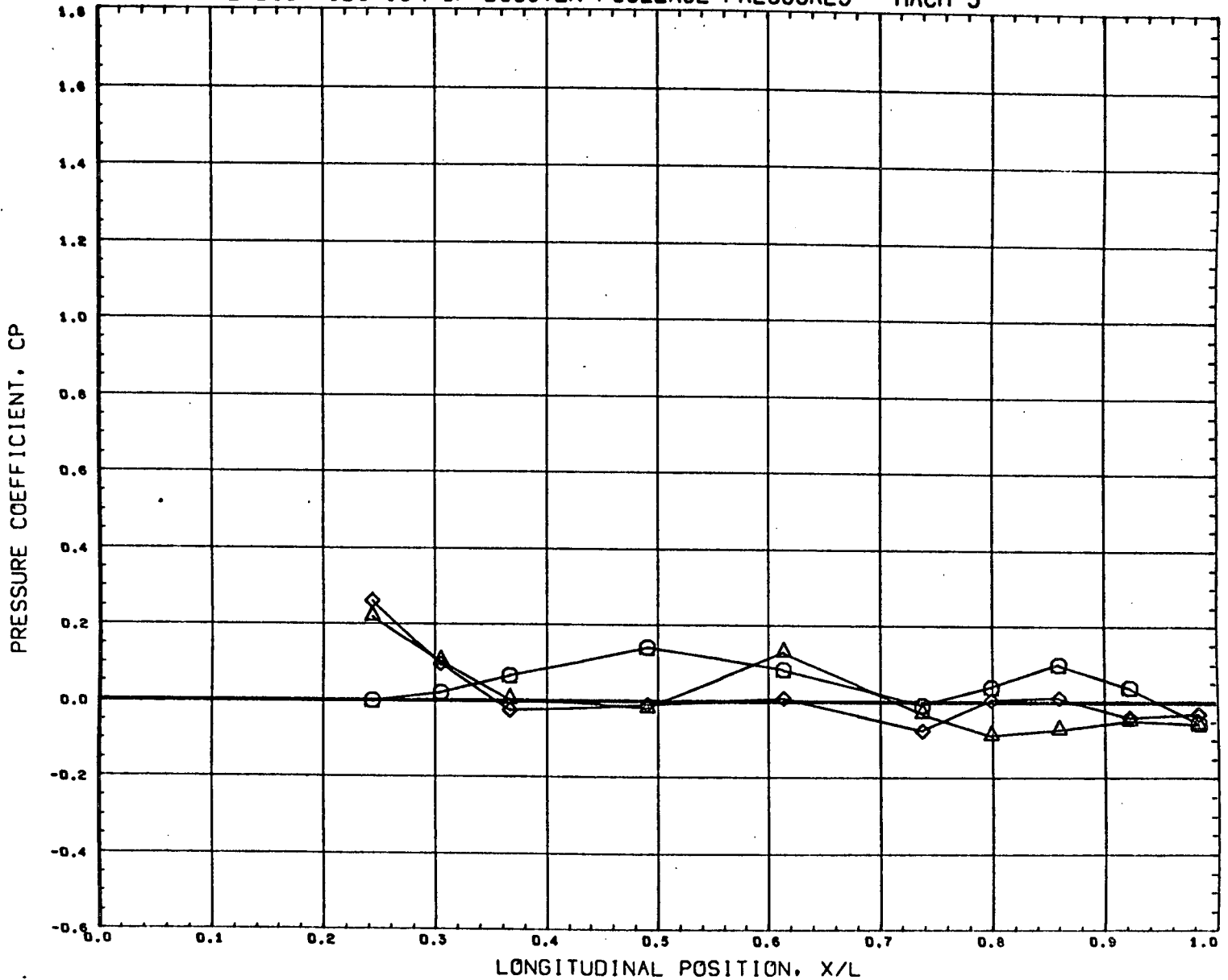
REFERENCE FILE

AEDC VA1163 MDAC BOOSTER (BODY)

•AT8324•

PAGE 129

LONGITUDINAL DISTRIBUTION OF BOOSTER FUSELAGE PRESSURES - MACH 3



SYMBOL	DELTA X	THETA	DELTA Z
○	0.143	24.000	0.120
△	0.103		
◇	0.226		

PARAMETRIC VALUES			
BETA	0.000	ALPHAB	5.020
MACH	3.000	ALPHA I	0.000
ORBPOW	0.000	BSTPOW	0.000

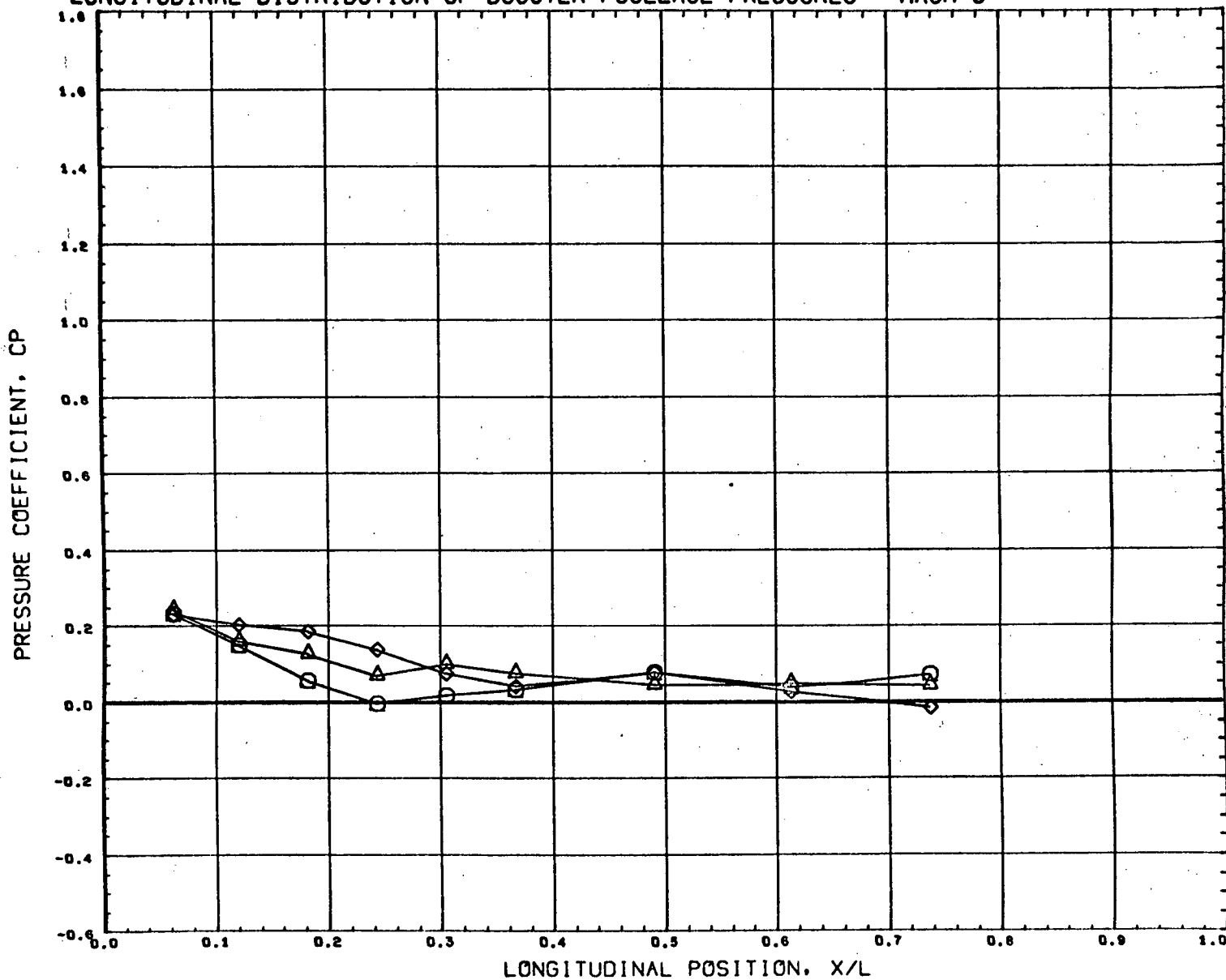
REFERENCE FILE

AEDC VA1163 MDAC BOOSTER (BODY)

•AT8324•

PAGE 130

LONGITUDINAL DISTRIBUTION OF BOOSTER FUSELAGE PRESSURES - MACH 3



SYMBOL	DELTA X	THETA	DELTA Z
○	0.143	45.000	0.120
△	0.103		
◇	0.226		

PARAMETRIC VALUES			
BETA	0.000	ALPHAB	5.020
MACH	3.000	ALPHA1	0.000
ORBPOW	0.000	BSTPOW	0.000

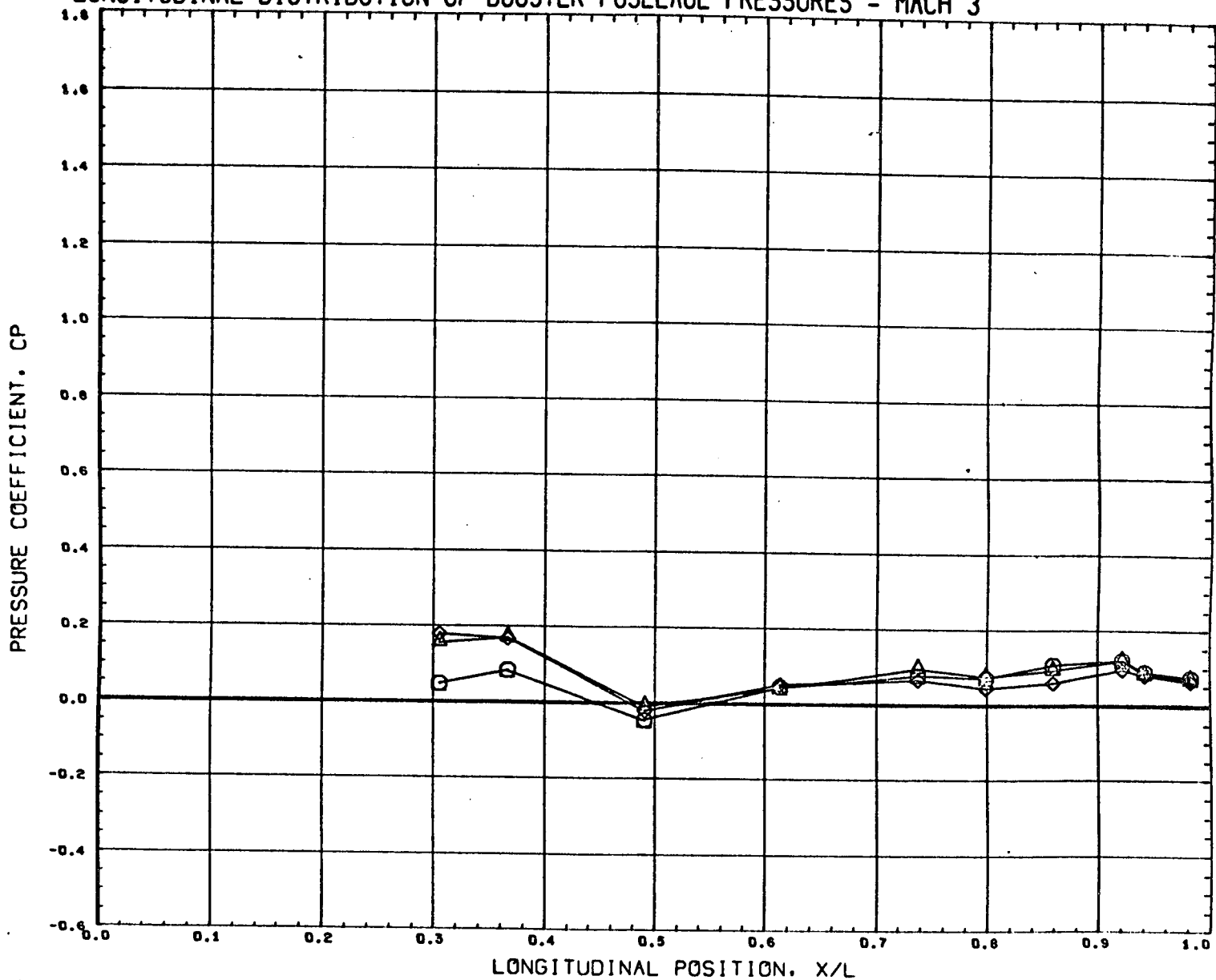
REFERENCE FILE

AEDC VA1163 MDAC BOOSTER (BODY)

•AT8324•

PAGE 131

LONGITUDINAL DISTRIBUTION OF BOOSTER FUSELAGE PRESSURES - MACH 3



SYMBOL	DELTA X	THETA	DELTA Z
○	0.143	90.000	0.120
△	0.103		
◇	0.226		

PARAMETRIC VALUES			
BETA	0.000	ALPHA B	5.020
MACH	3.000	ALPHA I	0.000
ORBPOW	0.000	BSTPOW	0.000

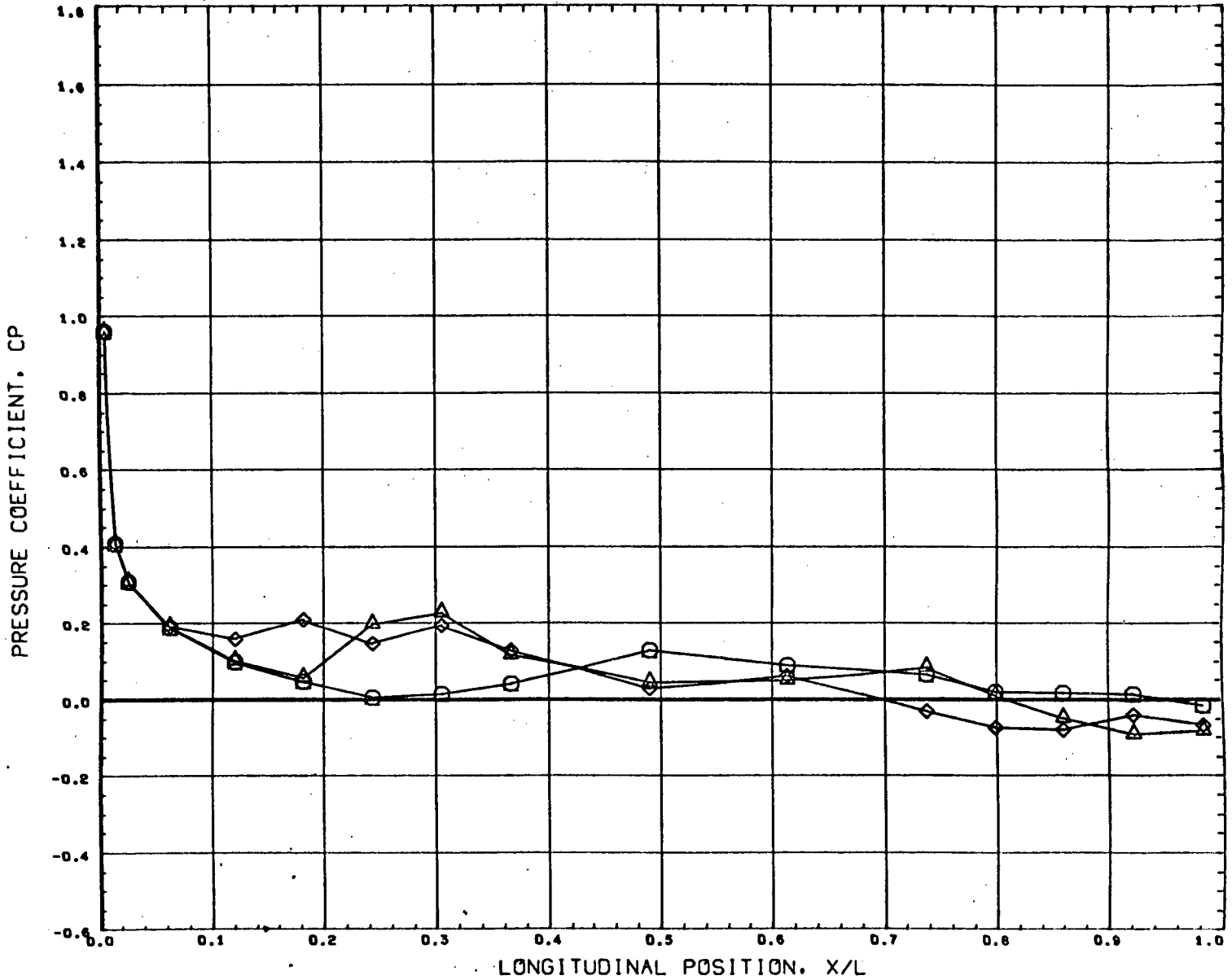
REFERENCE FILE

AEDC VA1163 MDAC BOOSTER (BODY)

•AT8324•

PAGE 132

LONGITUDINAL DISTRIBUTION OF BOOSTER FUSELAGE PRESSURES - MACH 3

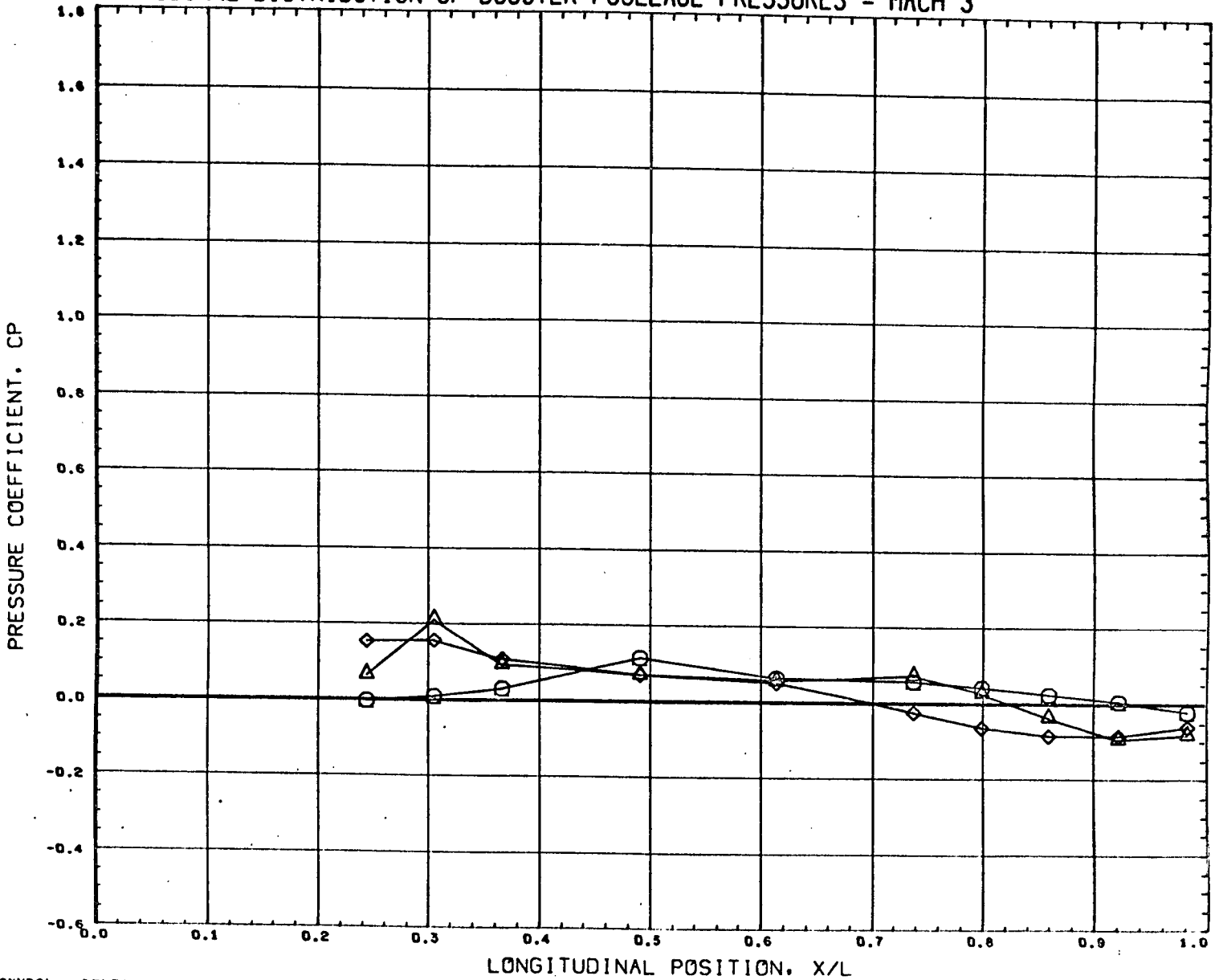


SYMBOL	DELTA X	THETA	DELTA Z
○	0.143	0.000	0.151
△	0.103		
◇	0.227		

PARAMETRIC VALUES			
BETA	0.000	ALPHAB	9.020
MACH	3.000	ALPHA1	0.000
ORBPOW	0.000	BSTPOW	0.000

REFERENCE FILE

LONGITUDINAL DISTRIBUTION OF BOOSTER FUSELAGE PRESSURES - MACH 3



SYMBOL	DELTA X	THETA	DELTA Z
○	0.143	24.000	0.151
△	0.103		
◇	0.227		

PARAMETRIC VALUES			
BETA	0.000	ALPHAB	5.020
MACH	3.000	ALPHA1	0.000
ORBPOW	0.000	BSTPOW	0.000

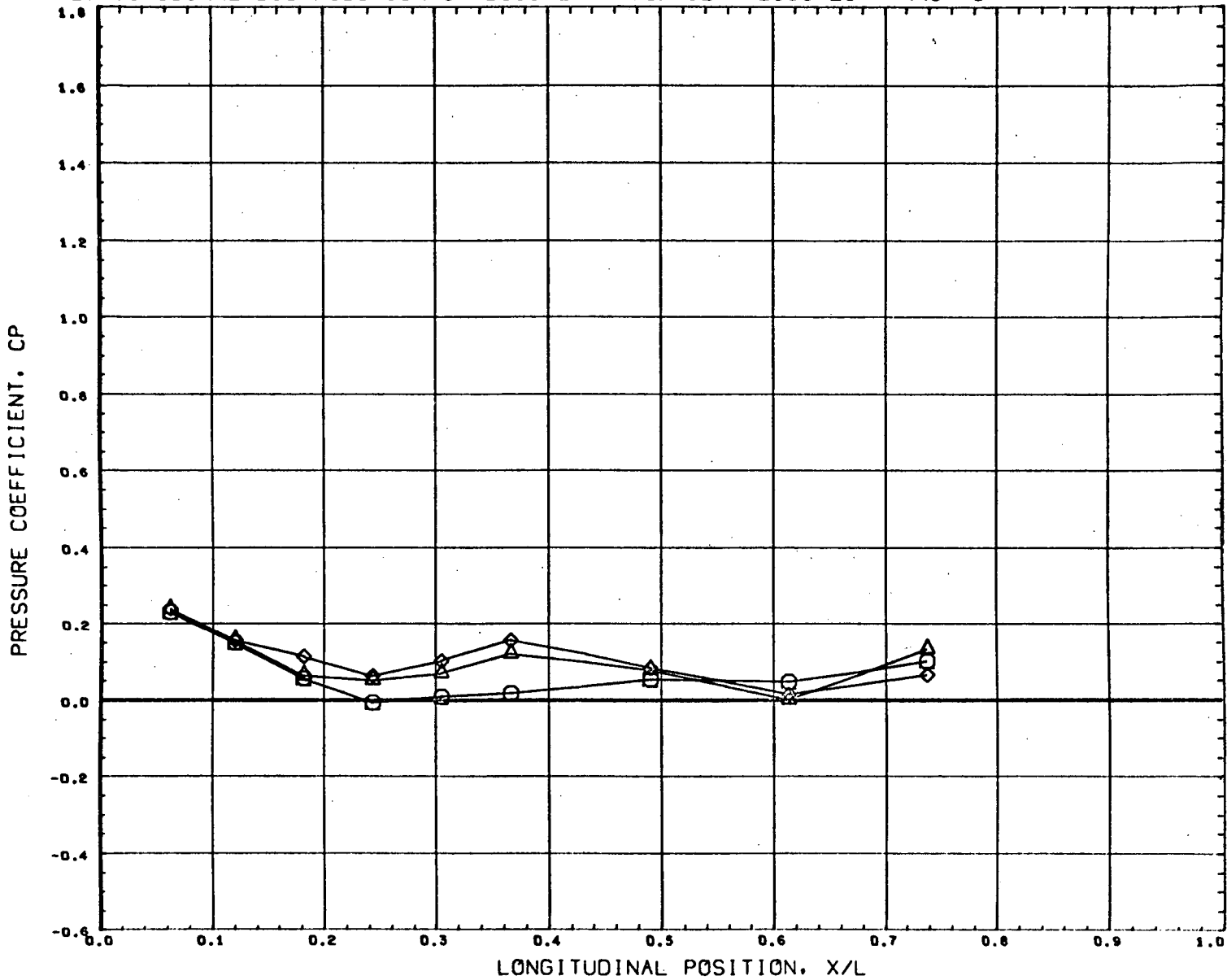
REFERENCE FILE

AEDC VA1163 MDAC BOOSTER (BODY)

•AT8324•

PAGE 134

LONGITUDINAL DISTRIBUTION OF BOOSTER FUSELAGE PRESSURES - MACH 3



SYMBOL	DELTA X	THETA	DELTA Z
○	0.143	45.000	0.151
△	0.103		
◇	0.227		

PARAMETRIC VALUES			
BETA	0.000	ALPHA B	5.020
MACH	3.000	ALPHA I	0.000
ORBPOW	0.000	BSTPOW	0.000

REFERENCE FILE

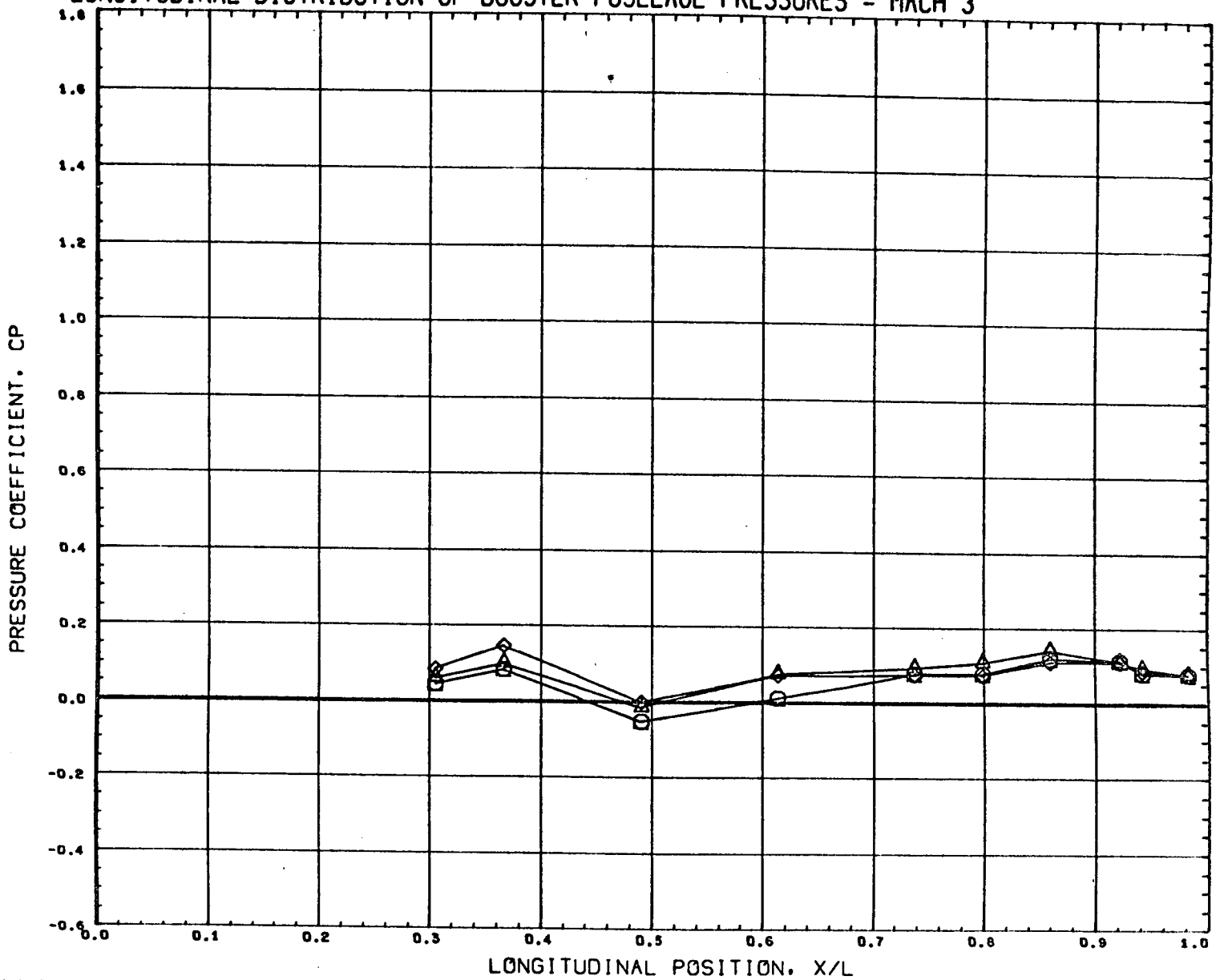
AEDC VA1163 MDAC BOOSTER (BODY)

•AT8324•

PAGE 135

4/12

LONGITUDINAL DISTRIBUTION OF BOOSTER FUSELAGE PRESSURES - MACH 3



SYMBOL	DELTA X	THETA	DELTA Z
○	0.143	90.000	0.151
△	0.103		
◇	0.227		

PARAMETRIC VALUES			
BETA	0.000	ALPHAB	5.020
MACH	3.000	ALPHA I	0.000
ORBPOW	0.000	BSTPOW	0.000

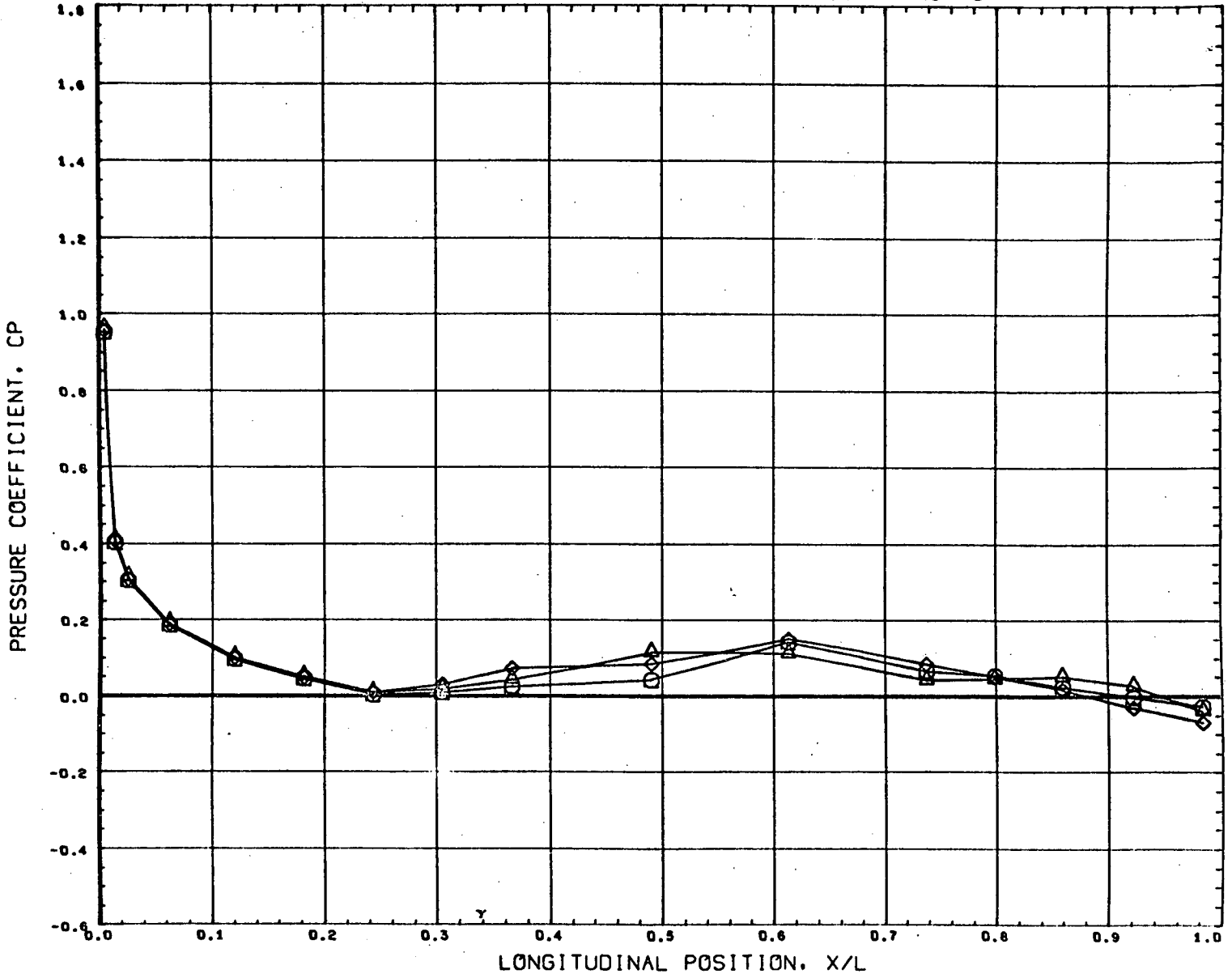
REFERENCE FILE

AEDC VA1163 MDAC BOOSTER (BODY)

•AT8324•

PAGE 136

LONGITUDINAL DISTRIBUTION OF BOOSTER FUSELAGE PRESSURES - MACH 3

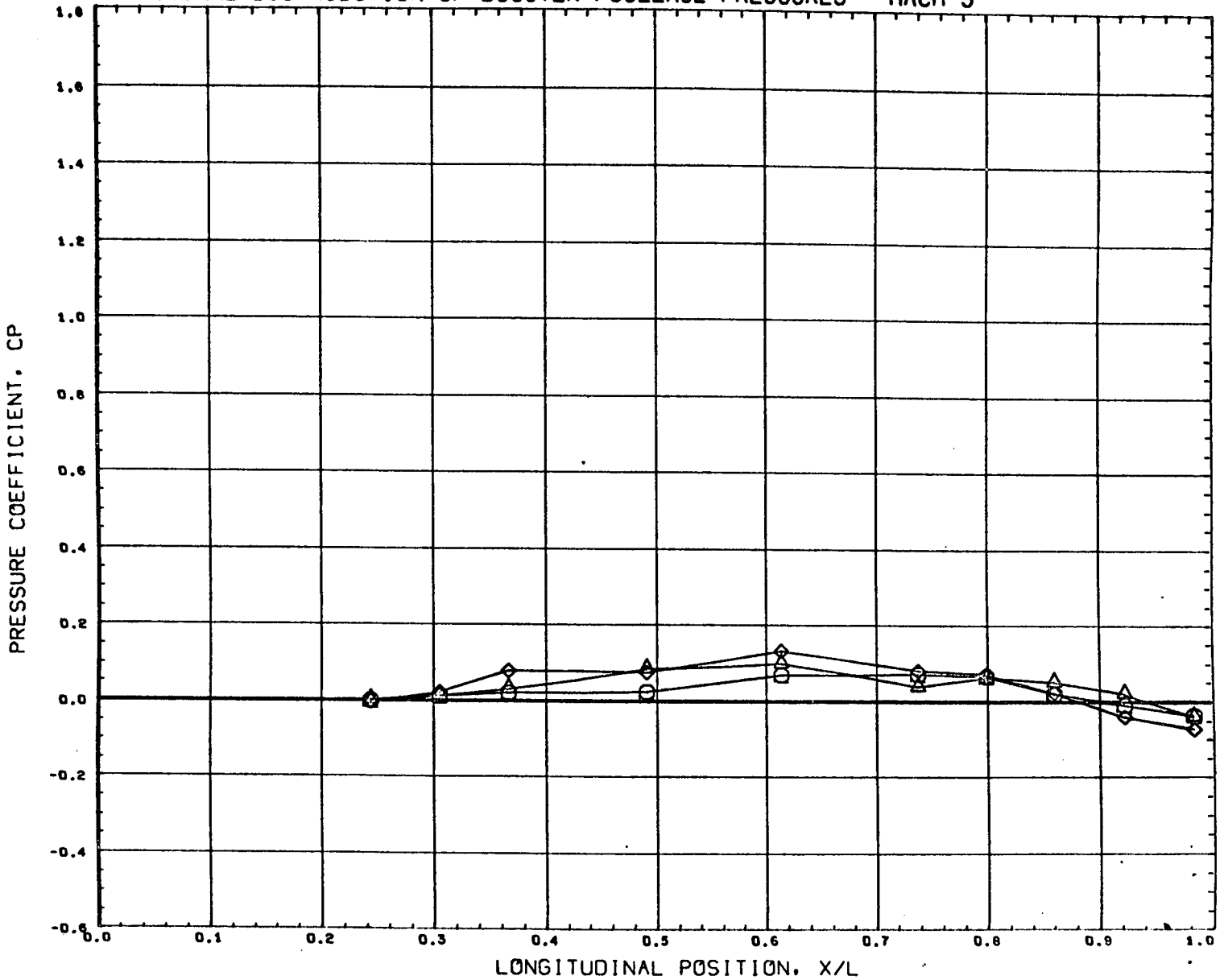


SYMBOL	DELTA X	THETA	DELTA Z
○	0.143	0.000	0.228
△	0.103		
◇	0.228		

PARAMETRIC VALUES			
BETA	0.000	ALPHA _B	5.020
MACH	3.000	ALPHA ₁	0.000
ORBPOW	0.000	BSTPOW	0.000

REFERENCE FILE

LONGITUDINAL DISTRIBUTION OF BOOSTER FUSELAGE PRESSURES - MACH 3



SYMBOL	DELTA X	THETA	DELTA Z		PARAMETRIC VALUES
○	0.143	24.000	0.228		BETA 0.000
△	0.103				MACH 3.000
◇	0.228				ORBPOW 0.000
					ALPHAB 5.020
					ALPHA1 0.000
					BSTPOW 0.000

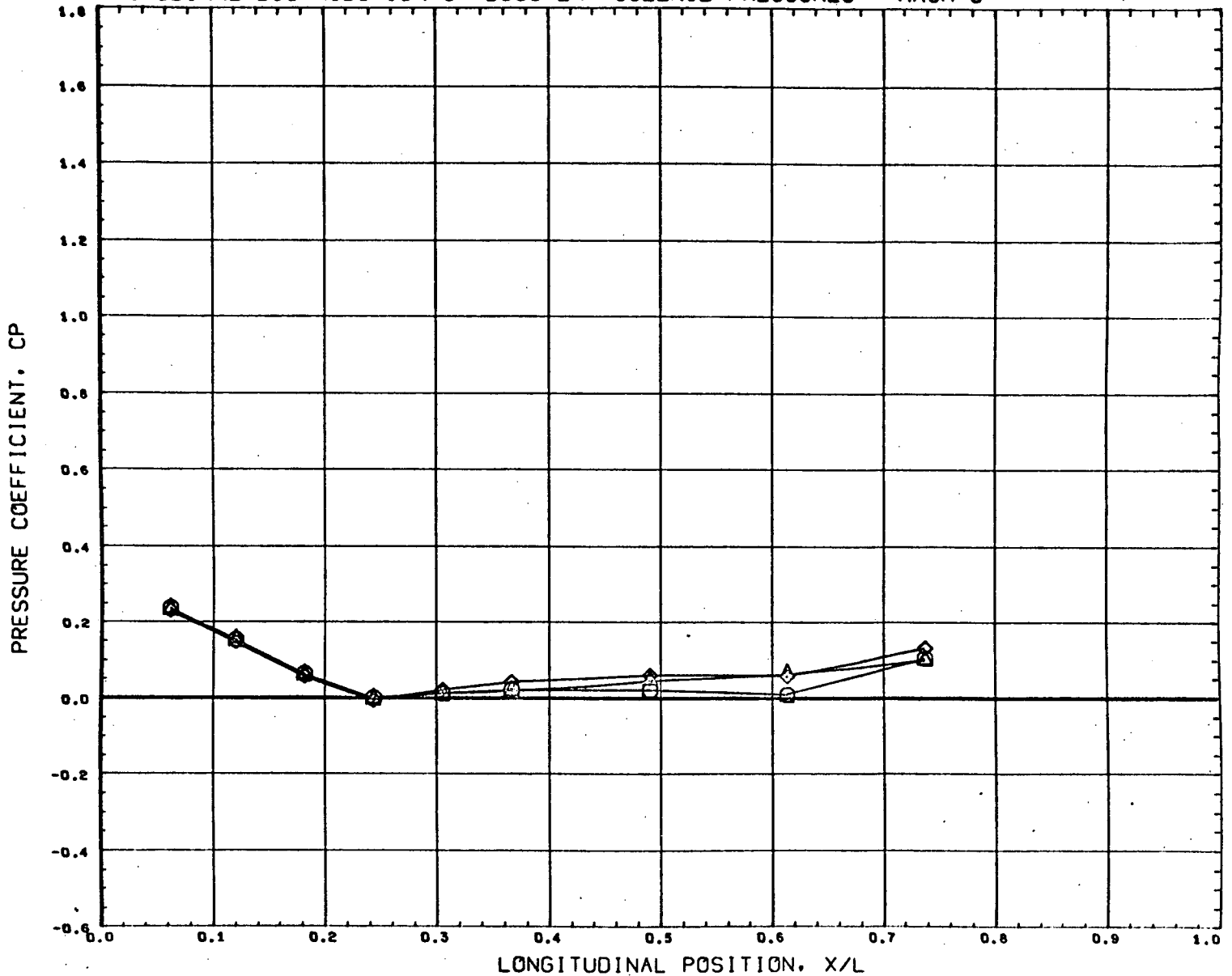
REFERENCE FILE

AEDC VA1163 MDAC BOOSTER (BODY)

•AT8324•

PAGE 138

LONGITUDINAL DISTRIBUTION OF BOOSTER FUSELAGE PRESSURES - MACH 3

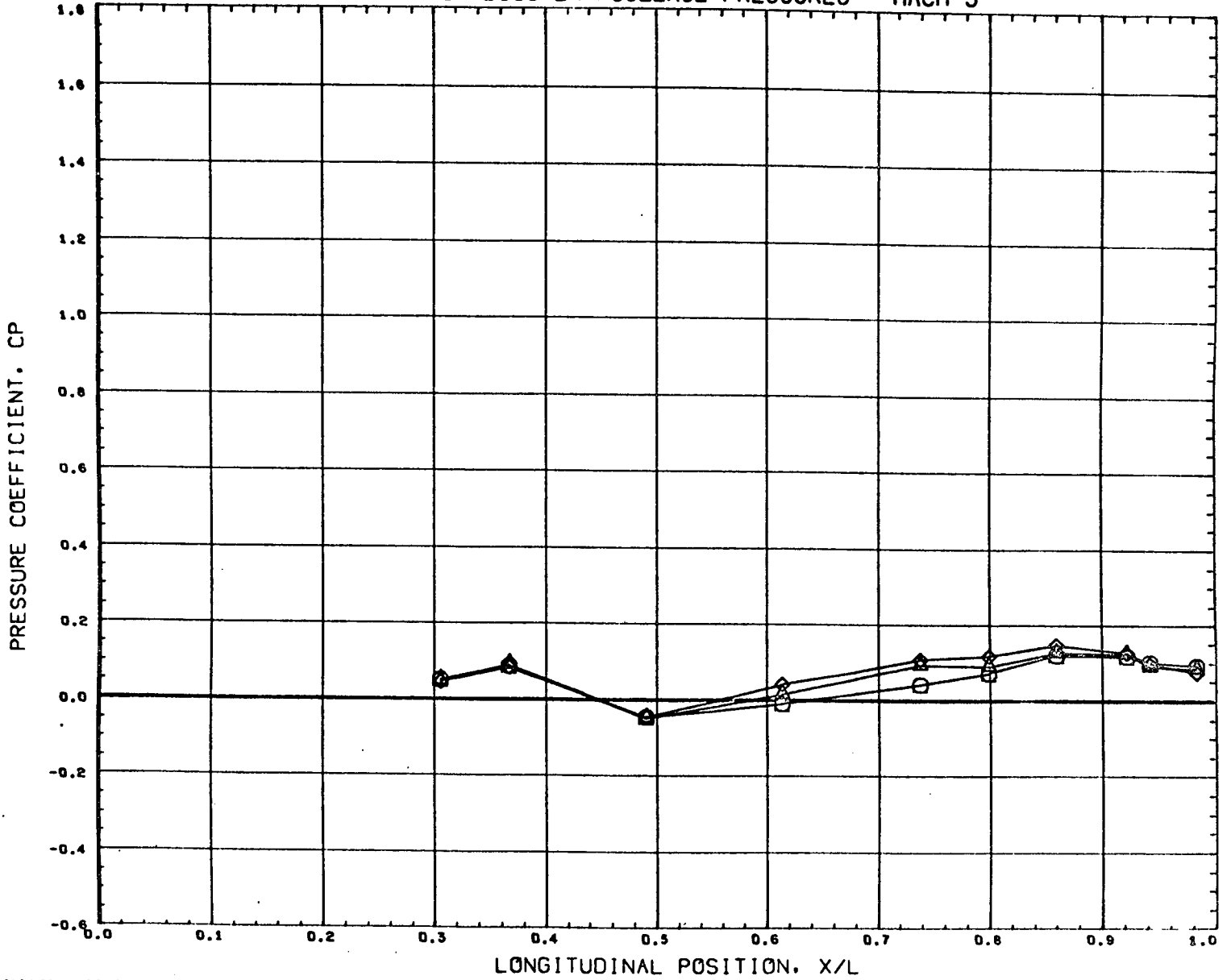


SYMBOL	DELTA X	THETA	DELTA Z
○	0.143	45.000	0.228
△	0.103		
◇	0.228		

PARAMETRIC VALUES			
BETA	0.000	ALPHA B	5.020
MACH	3.000	ALPHA I	0.000
ORBPOW	0.000	BSTPOW	0.000

REFERENCE FILE

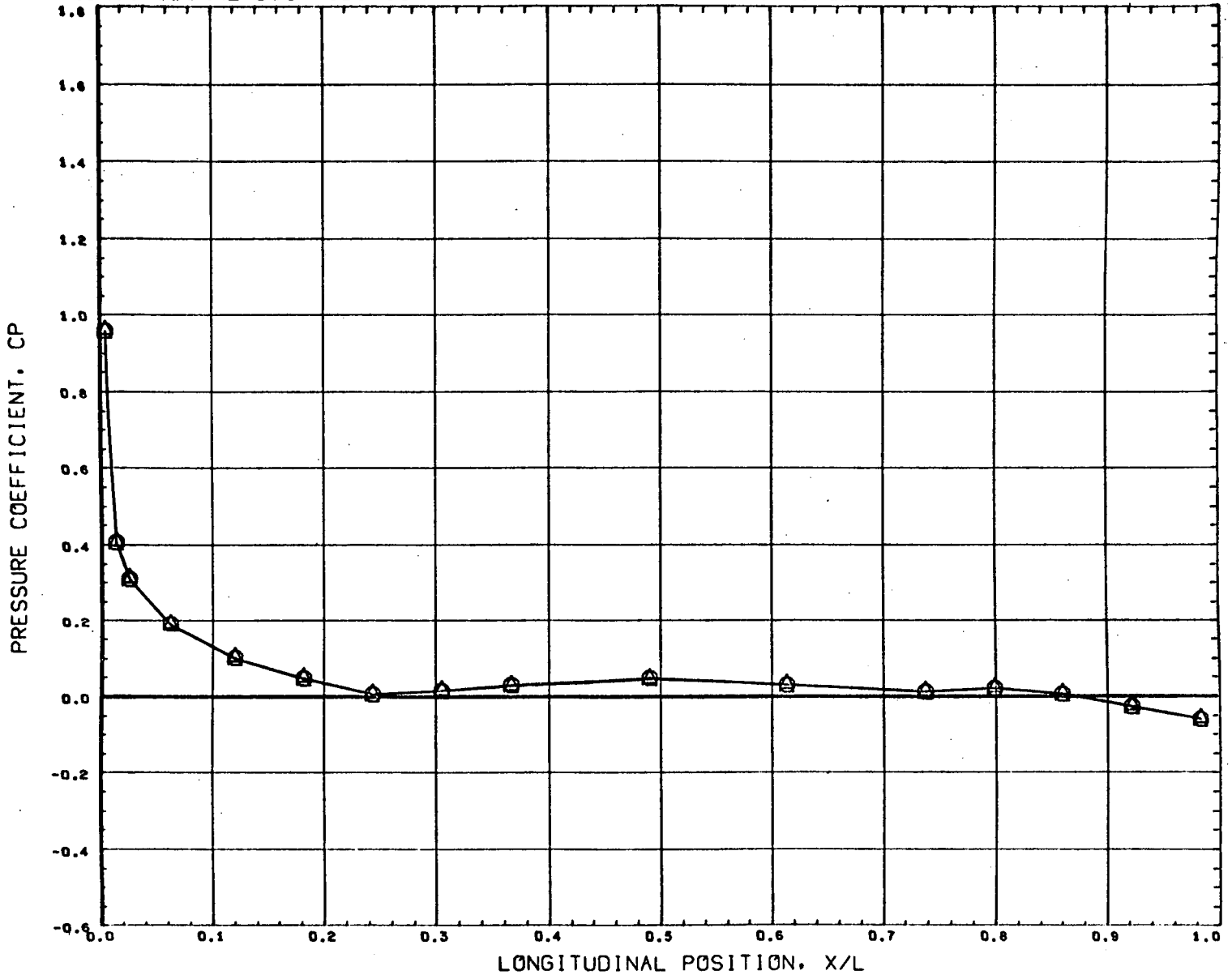
LONGITUDINAL DISTRIBUTION OF BOOSTER FUSELAGE PRESSURES - MACH 3



SYMBOL	DELTA X	THETA	DELTA Z		PARAMETRIC VALUES
○	0.143	90.000	0.228		BETA 0.000 ALPHAB 5.020
△	0.103				MACH 3.000 ALPHAI 0.000
◇	0.228				ORBPOW 0.000 BSTPOW 0.000

REFERENCE FILE

LONGITUDINAL DISTRIBUTION OF BOOSTER FUSELAGE PRESSURES - MACH 3



SYMBOL	DELTA X	THETA	DELTA Z
○	0.390	0.000	0.908
△	0.511		

PARAMETRIC VALUES			
BETA	0.000	ALPHAB	3.026
MACH	3.000	ALPHA I	0.000
ORBPOW	0.000	BSTPOW	0.000

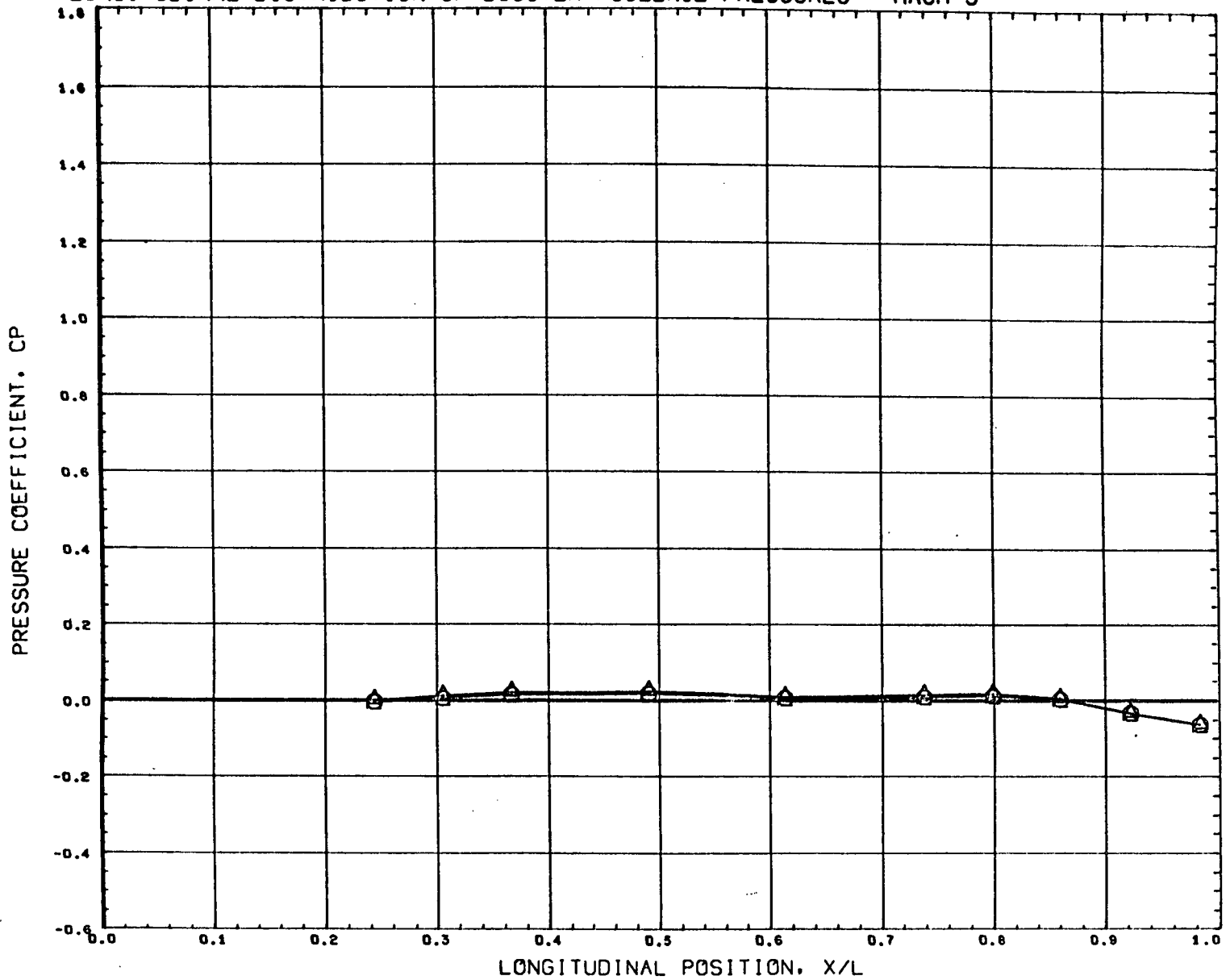
REFERENCE FILE

AEDC VA1163 MDAC BOOSTER (BODY)

•AT8324•

PAGE 141

LONGITUDINAL DISTRIBUTION OF BOOSTER FUSELAGE PRESSURES - MACH 3



SYMBOL	DELTA X	THETA	DELTA Z
○	0.390	24.000	0.908
△	0.511		

PARAMETRIC VALUES			
BETA	0.000	ALPHAB	5.020
MACH	3.000	ALPHA I	0.000
ORBPCW	0.000	BSTPCW	0.000

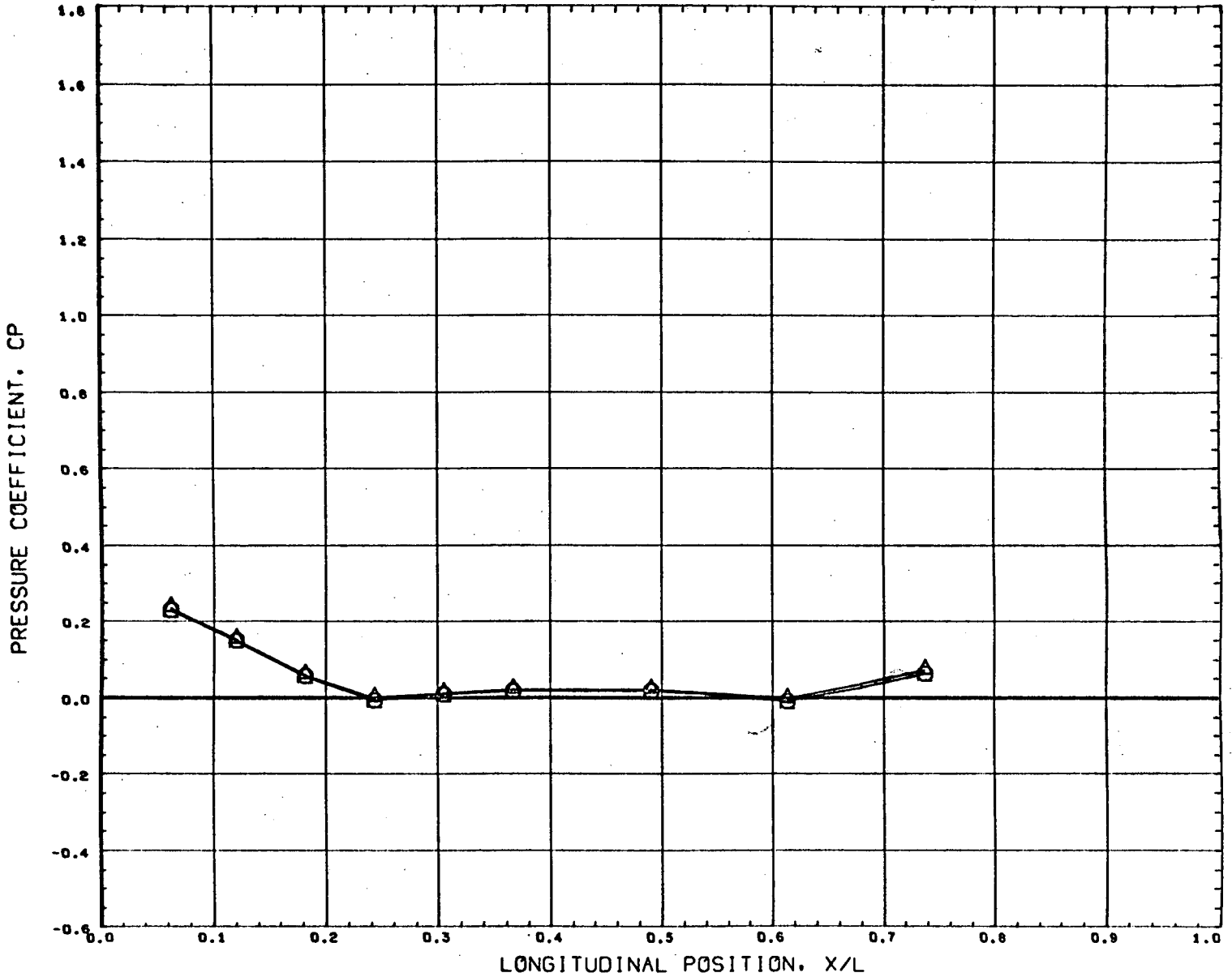
REFERENCE FILE

AEDC VA1163 MDAC BOOSTER (BODY)

•AT8324•

PAGE 142

LONGITUDINAL DISTRIBUTION OF BOOSTER FUSELAGE PRESSURES - MACH 3



SYMBOL	DELTA X	THETA	DELTA Z
○	0.390	45.000	0.908
△	0.511		

PARAMETRIC VALUES			
BETA	0.000	ALPHAB	5.020
MACH	3.000	ALPHA1	0.000
ORBPOW	0.000	BSTPOW	0.000

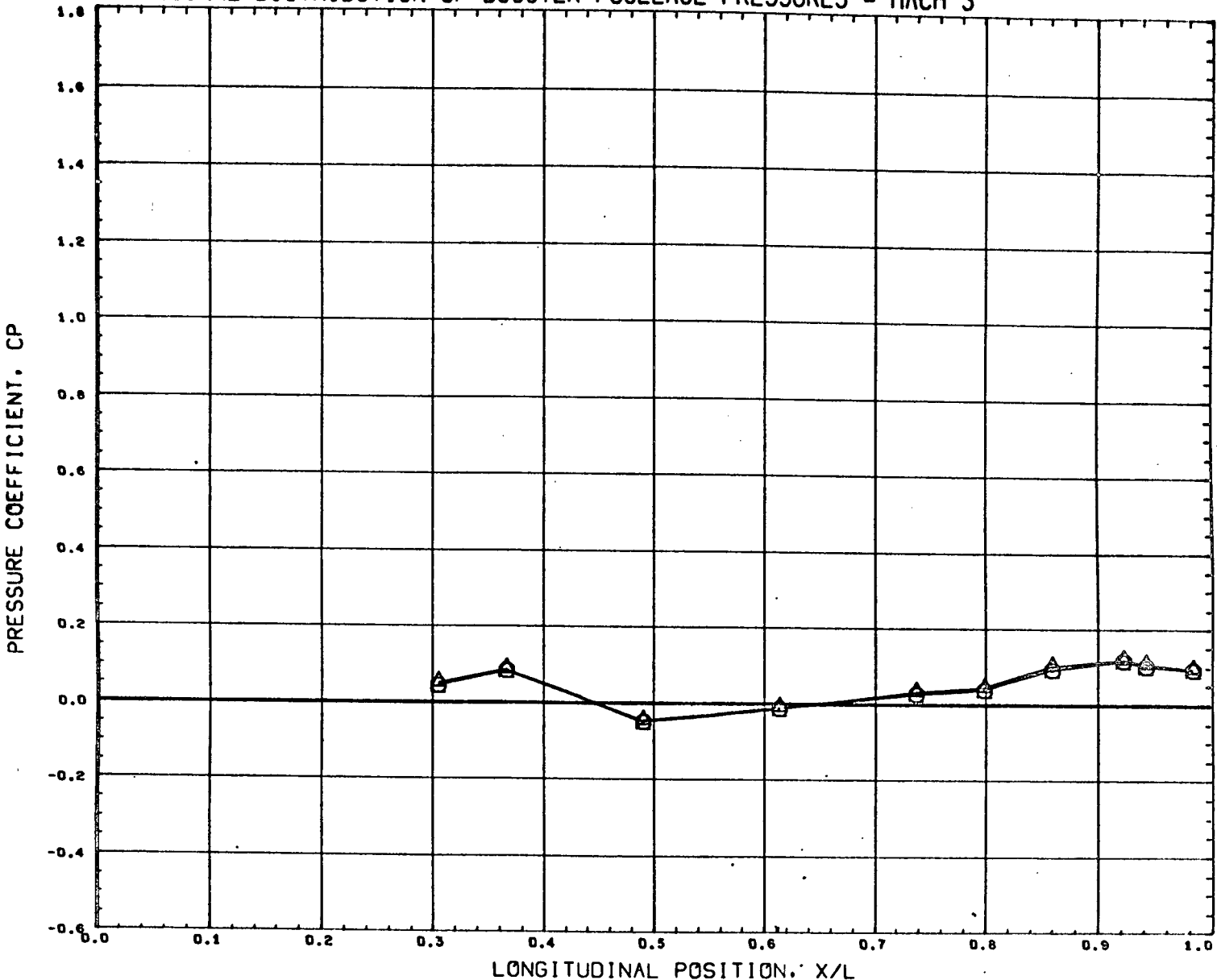
REFERENCE FILE

AEDC VA1163 MDAC BOOSTER (BODY)

•AT8324•

PAGE 143

LONGITUDINAL DISTRIBUTION OF BOOSTER FUSELAGE PRESSURES - MACH 3



SYMBOL	DELTA X	THETA	DELTA Z
○	0.390	90.000	0.908
△	0.511		

PARAMETRIC VALUES			
BETA	0.000	ALPHAB	5.020
MACH	3.000	ALPHA1	0.000
ORBPOW	0.000	BSTPOW	0.000

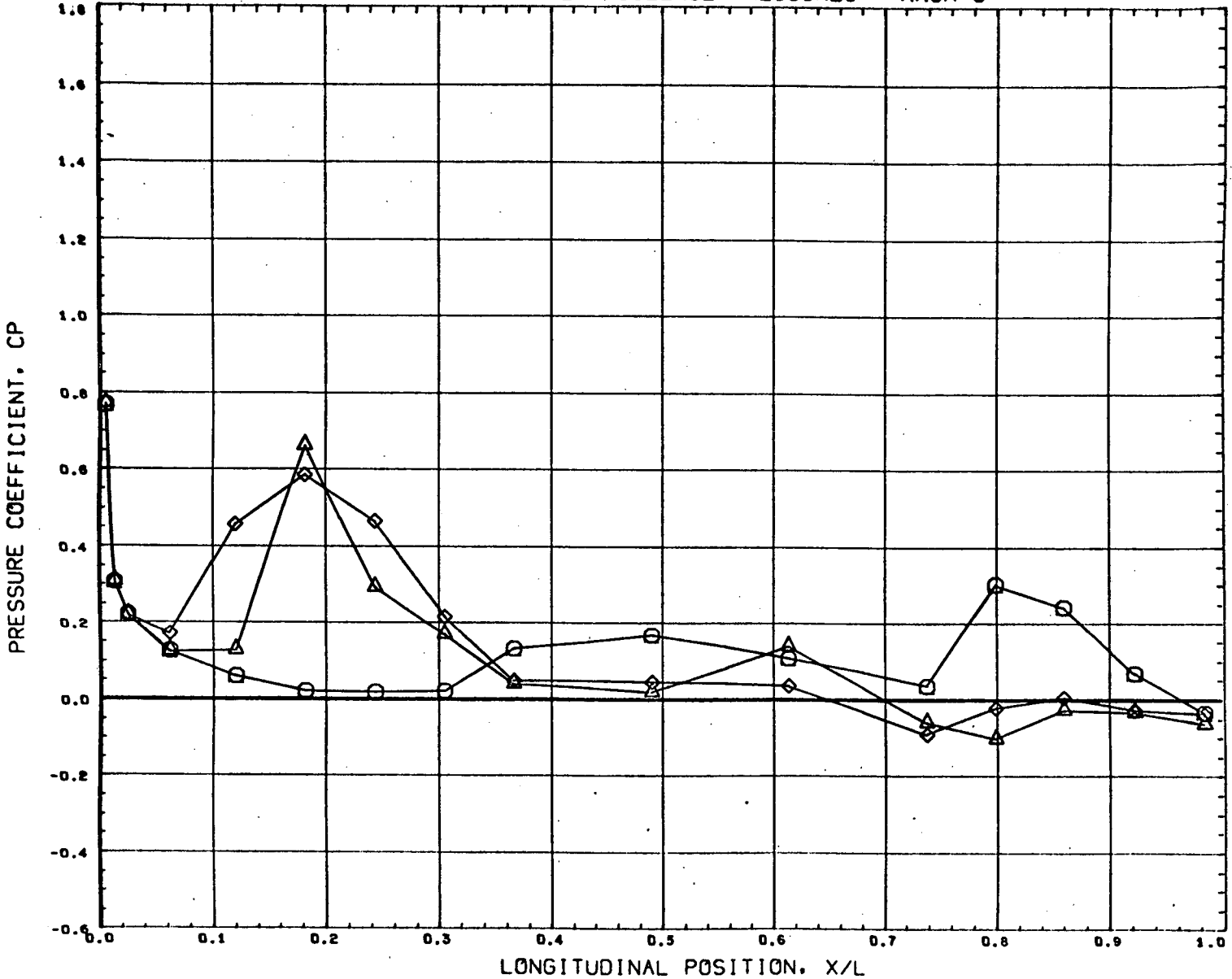
REFERENCE FILE

AEDC VA1163 MDAC BOOSTER (BODY)

•AT8324•

PAGE 144

LONGITUDINAL DISTRIBUTION OF BOOSTER FUSELAGE PRESSURES - MACH 3



SYMBOL	DELTA X	THETA	DELTA Z
○	0.143	0.000	0.120
△	0.101		
◇	0.226		

PARAMETRIC VALUES			
BETA	0.000	ALPHAB	10.004
MACH	3.000	ALPHA1	0.000
ORBPOW	0.000	BSTPOW	0.000

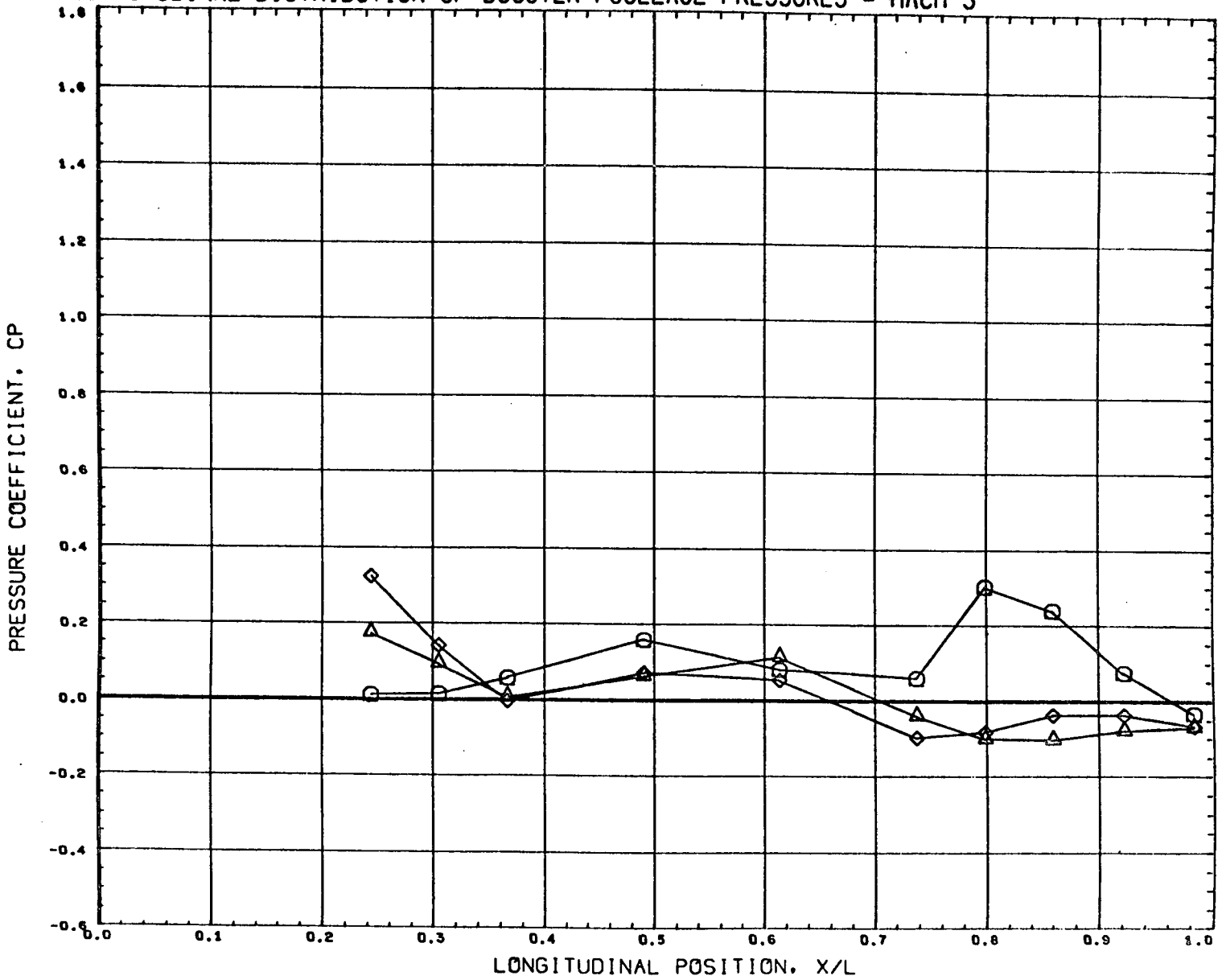
REFERENCE FILE

AEDC VA1163 MDAC BOOSTER (BODY)

•AT8325•

PAGE 145

LONGITUDINAL DISTRIBUTION OF BOOSTER FUSELAGE PRESSURES - MACH 3



SYMBOL	DELTA X	THETA	DELTA Z
○	0.143	24.000	0.120
△	0.101		
◇	0.226		

PARAMETRIC VALUES			
BETA	0.000	ALPHAB	10.004
MACH	3.000	ALPHA1	0.000
ORBPOW	0.000	BSTPOW	0.000

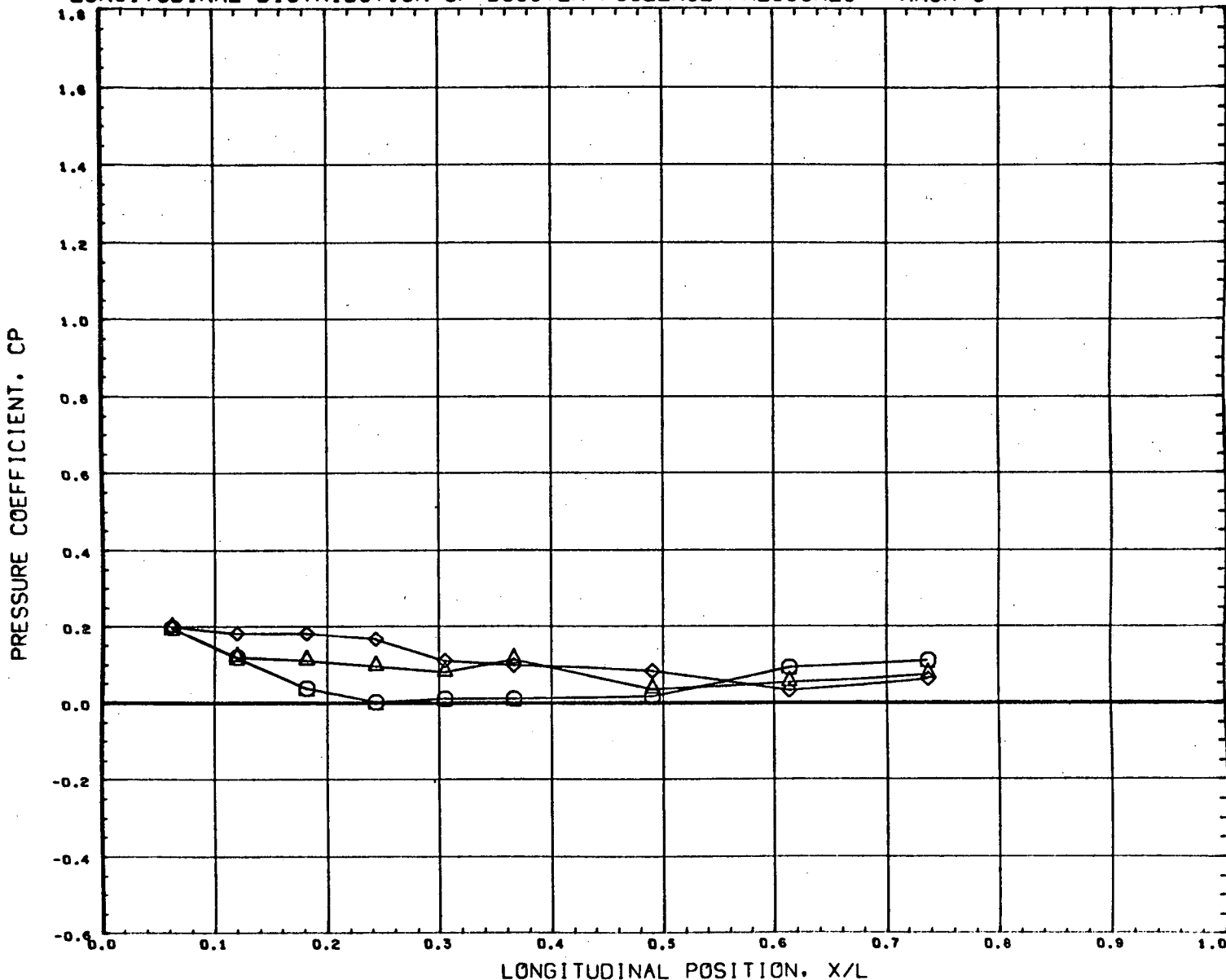
REFERENCE FILE

AEDC VA1163 MDAC BOOSTER (BODY)

•AT8325•

PAGE 146

LONGITUDINAL DISTRIBUTION OF BOOSTER FUSELAGE PRESSURES - MACH 3

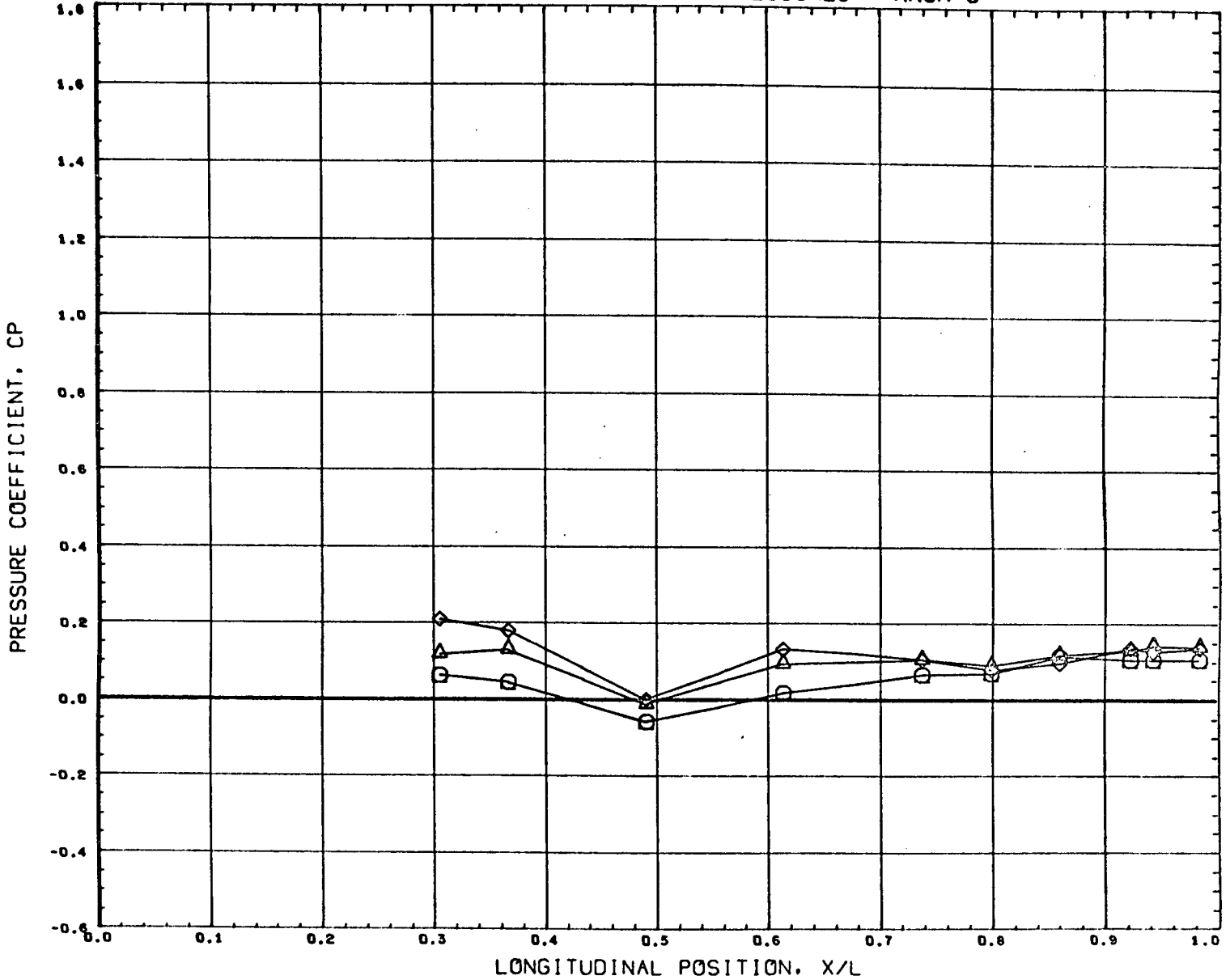


SYMBOL	DELTA X	THETA	DELTA Z
○	0.143	45.000	0.120
△	0.101		
◇	0.226		

PARAMETRIC VALUES			
BETA	0.000	ALPHAB	10.004
MACH	3.000	ALPHA1	0.000
ORBPOW	0.000	BSTPOW	0.000

REFERENCE FILE

LONGITUDINAL DISTRIBUTION OF BOOSTER FUSELAGE PRESSURES - MACH 3



SYMBOL	DELTA X	THETA	DELTA Z
○	0.143	90.000	0.120
△	0.101		
◇	0.226		

PARAMETRIC VALUES			
BETA	0.000	ALPHA B	10.004
MACH	3.000	ALPHA I	0.000
ORBPOW	0.000	BSTPOW	0.000

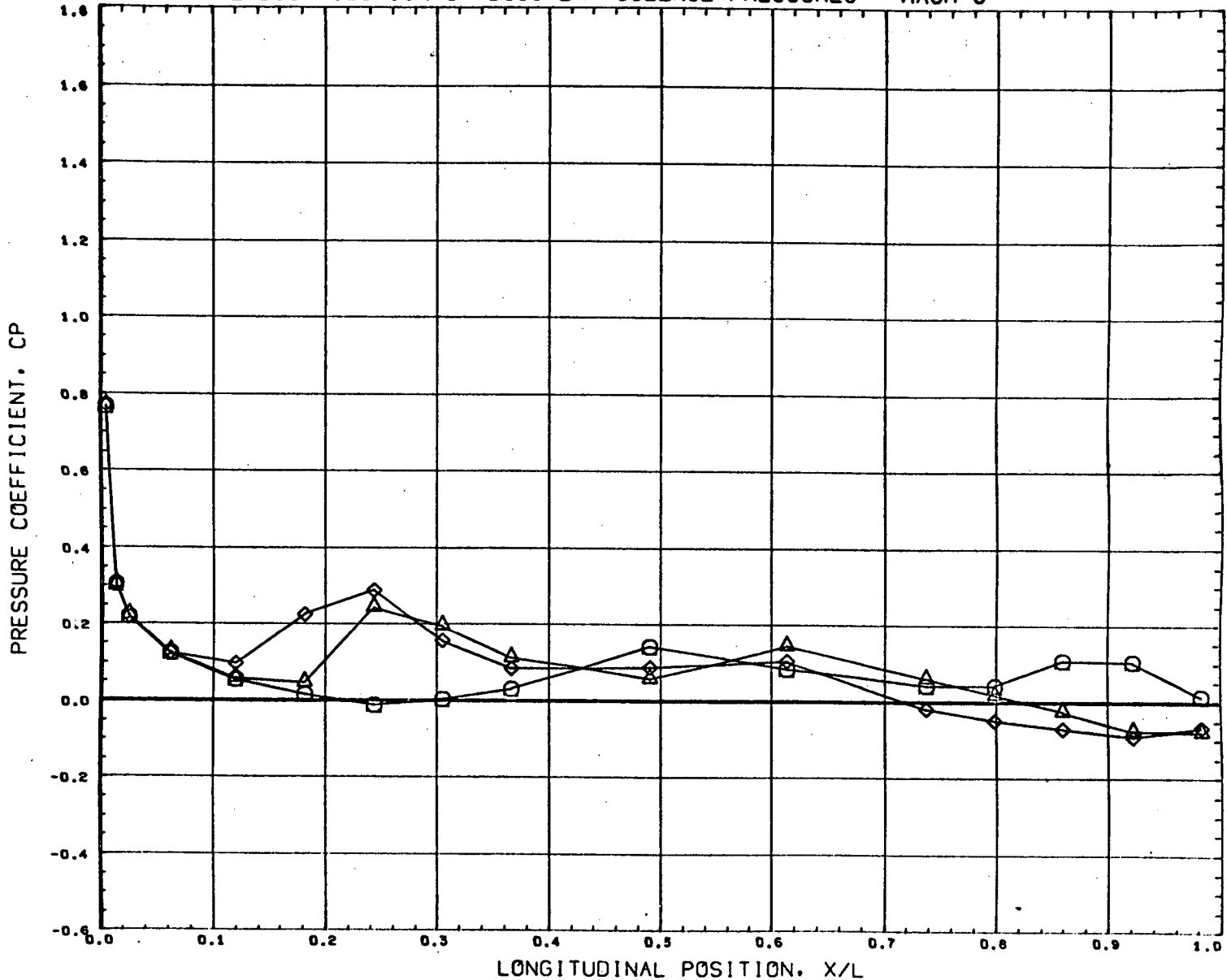
REFERENCE FILE

AEDC VA1163 MDAC BOOSTER (BODY)

•AT8325•

PAGE 148

LONGITUDINAL DISTRIBUTION OF BOOSTER FUSELAGE PRESSURES - MACH 3



SYMBOL	DELTA X	THETA	DELTA Z
○	0.143	0.000	0.151
△	0.103		
◇	0.226		

PARAMETRIC VALUES			
BETA	0.000	ALPHAB	10.004
MACH	3.000	ALPHA I	0.000
ORBPOW	0.000	BSTPOW	0.000

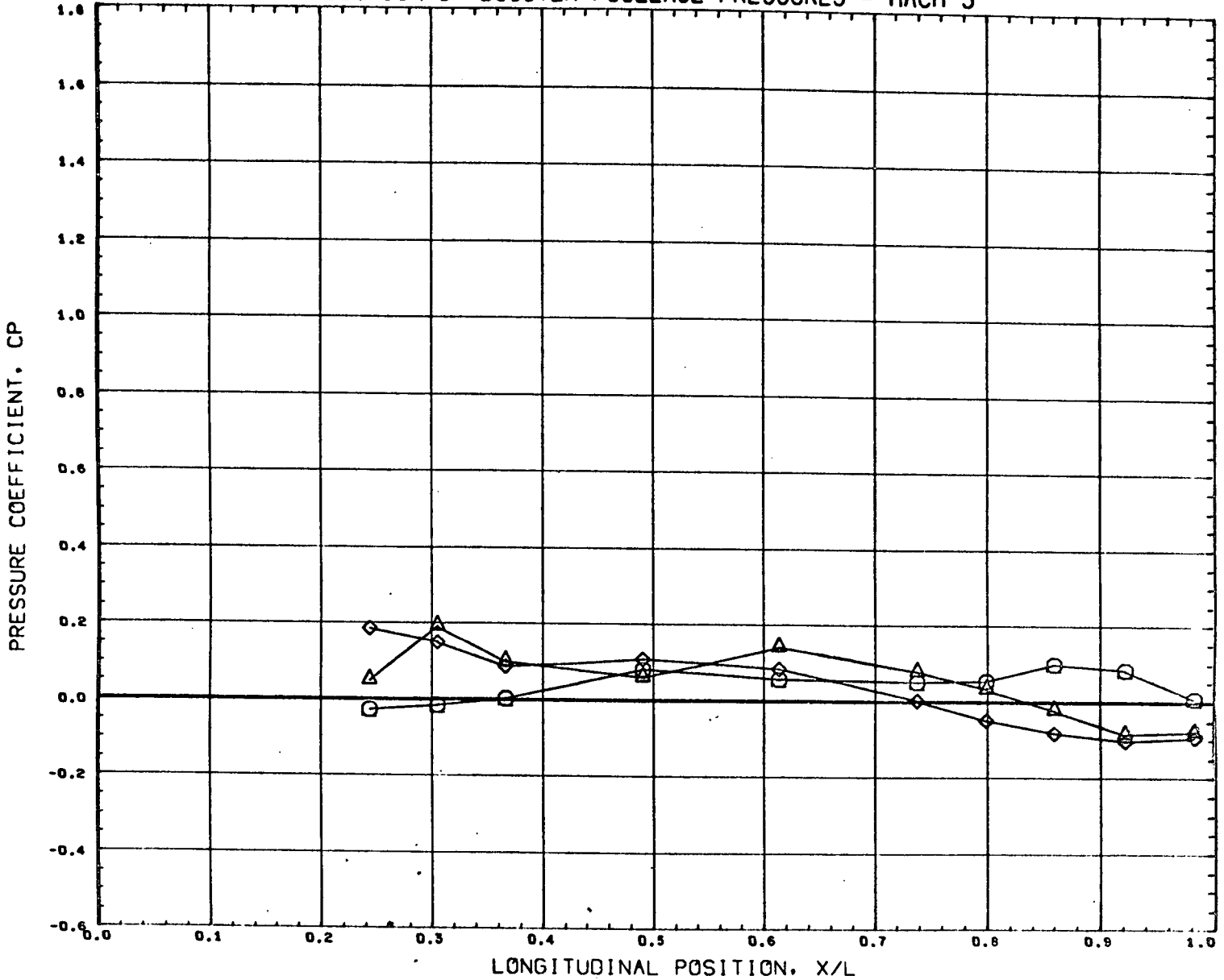
REFERENCE FILE

AEDC VA1163 MDAC BOOSTER (BODY)

•AT8325•

PAGE 149

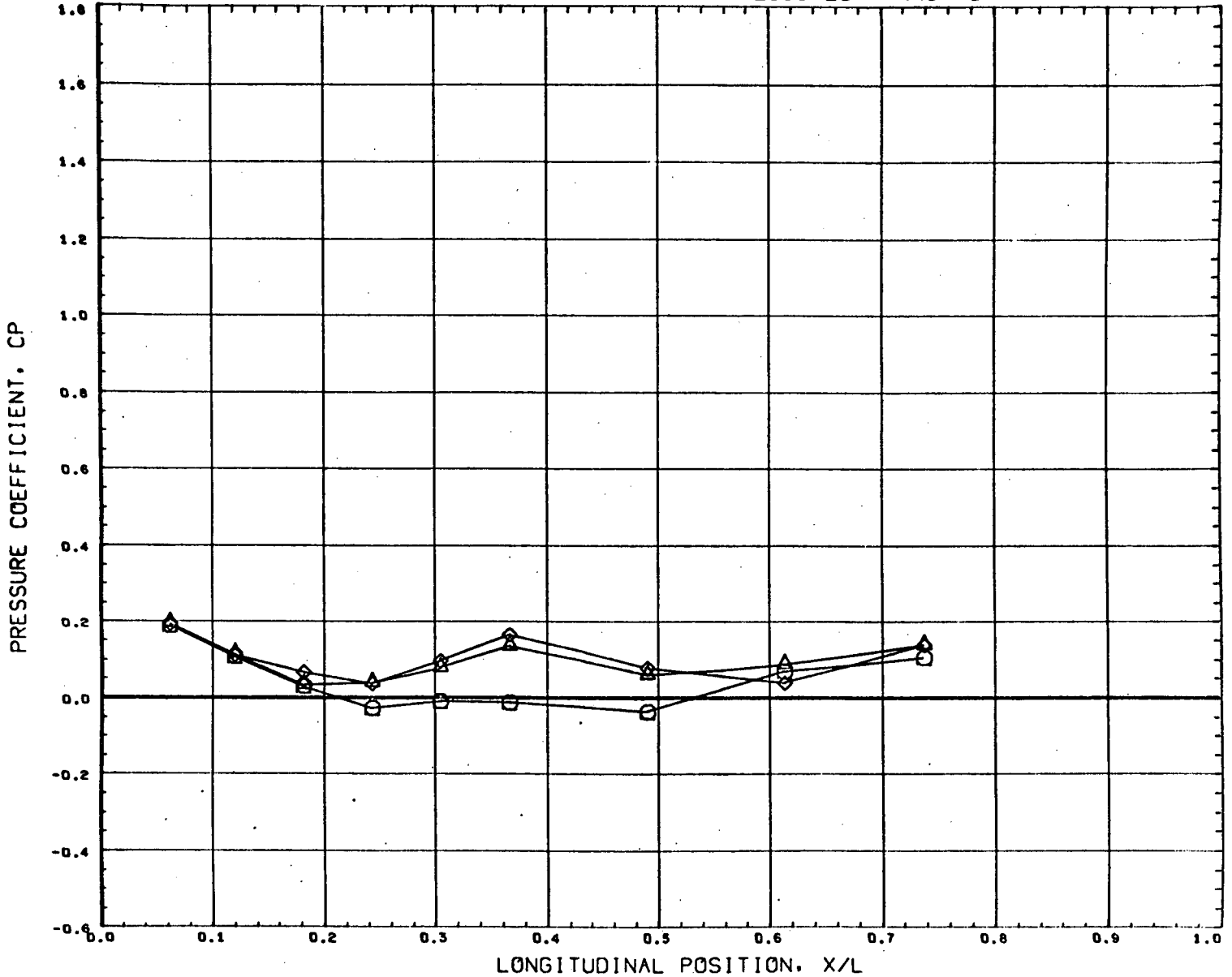
LONGITUDINAL DISTRIBUTION OF BOOSTER FUSELAGE PRESSURES - MACH 3



<table border="0"> <tr><td>SYMBOL</td><td>DELTA X</td><td>THETA</td><td>DELTA Z</td></tr> <tr><td>○</td><td>0.143</td><td>24.000</td><td>0.151</td></tr> <tr><td>△</td><td>0.103</td><td></td><td></td></tr> <tr><td>◇</td><td>0.226</td><td></td><td></td></tr> </table>	SYMBOL	DELTA X	THETA	DELTA Z	○	0.143	24.000	0.151	△	0.103			◇	0.226				<table border="0"> <tr><td colspan="4">PARAMETRIC VALUES</td></tr> <tr><td>BETA</td><td>0.000</td><td>ALPHAB</td><td>10.004</td></tr> <tr><td>MACH</td><td>3.000</td><td>ALPHA1</td><td>0.000</td></tr> <tr><td>ORBPOW</td><td>0.000</td><td>BSTPOW</td><td>0.000</td></tr> </table>	PARAMETRIC VALUES				BETA	0.000	ALPHAB	10.004	MACH	3.000	ALPHA1	0.000	ORBPOW	0.000	BSTPOW	0.000
SYMBOL	DELTA X	THETA	DELTA Z																															
○	0.143	24.000	0.151																															
△	0.103																																	
◇	0.226																																	
PARAMETRIC VALUES																																		
BETA	0.000	ALPHAB	10.004																															
MACH	3.000	ALPHA1	0.000																															
ORBPOW	0.000	BSTPOW	0.000																															

REFERENCE FILE

LONGITUDINAL DISTRIBUTION OF BOOSTER FUSELAGE PRESSURES - MACH 3



SYMBOL	DELTA X	THETA	DELTA Z
○	0.143	45.000	0.151
△	0.103		
◇	0.226		

PARAMETRIC VALUES			
BETA	0.000	ALPHAB	10.004
MACH	3.000	ALPHA I	0.000
ORBPOW	0.000	BSTPOW	0.000

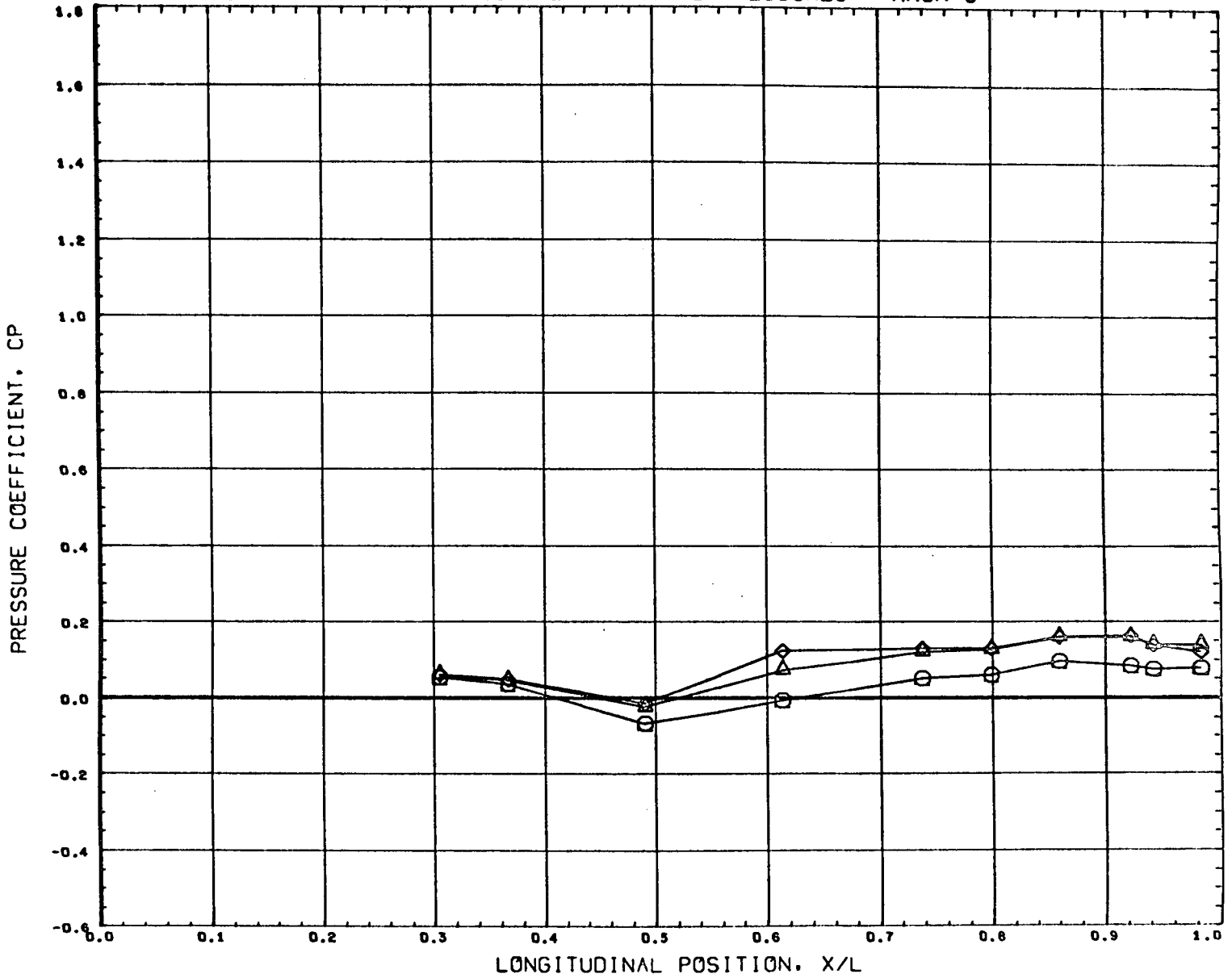
REFERENCE FILE

AEDC VA1163 MDAC BOOSTER (BODY)

•AT8325•

PAGE 151

LONGITUDINAL DISTRIBUTION OF BOOSTER FUSELAGE PRESSURES - MACH 3

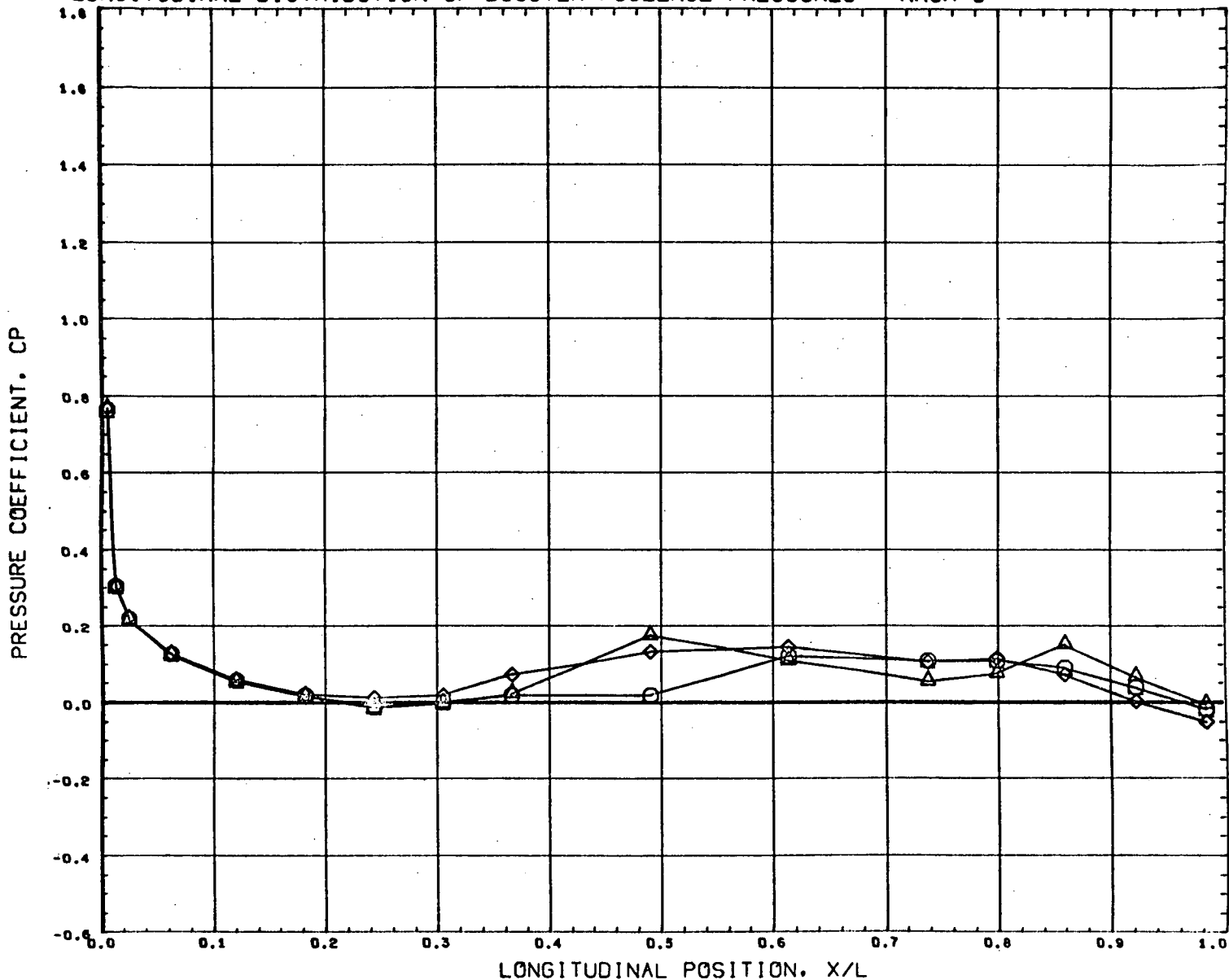


SYMBOL	DELTA X	THETA	DELTA Z
○	0.143	90.000	0.151
△	0.103		
◇	0.226		

PARAMETRIC VALUES			
BETA	0.000	ALPHA B	10.004
MACH	3.000	ALPHA I	0.000
ORBPOW	0.000	BSTPOW	0.000

REFERENCE FILE

LONGITUDINAL DISTRIBUTION OF BOOSTER FUSELAGE PRESSURES - MACH 3



SYMBOL	DELTA X	THETA	DELTA Z
○	0.144	0.000	0.228
△	0.103		
◇	0.226		

PARAMETRIC VALUES			
BETA	0.000	ALPHAB	10.004
MACH	3.000	ALPHA I	0.000
ORBPOW	0.000	BSTPOW	0.000

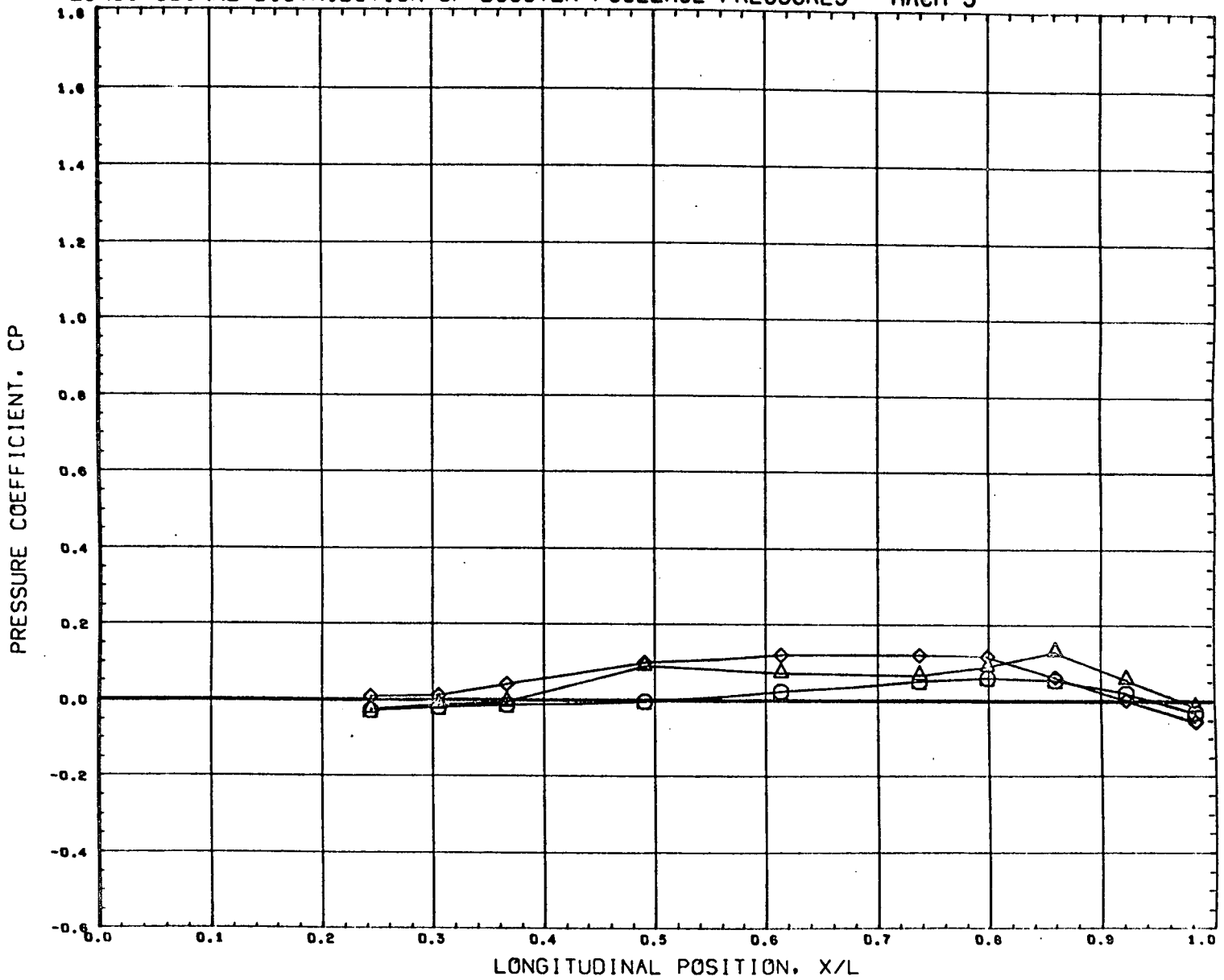
REFERENCE FILE

AEDC VA1163 MDAC BOOSTER (BODY)

•AT8325•

PAGE 153

LONGITUDINAL DISTRIBUTION OF BOOSTER FUSELAGE PRESSURES - MACH 3



SYMBOL	DELTA X	THETA	DELTA Z
○	0.144	24.000	0.228
△	0.103		
◇	0.226		

PARAMETRIC VALUES			
BETA	0.000	ALPHAB	10.004
MACH	3.000	ALPHA1	0.000
ORBPOW	0.000	BSTPOW	0.000

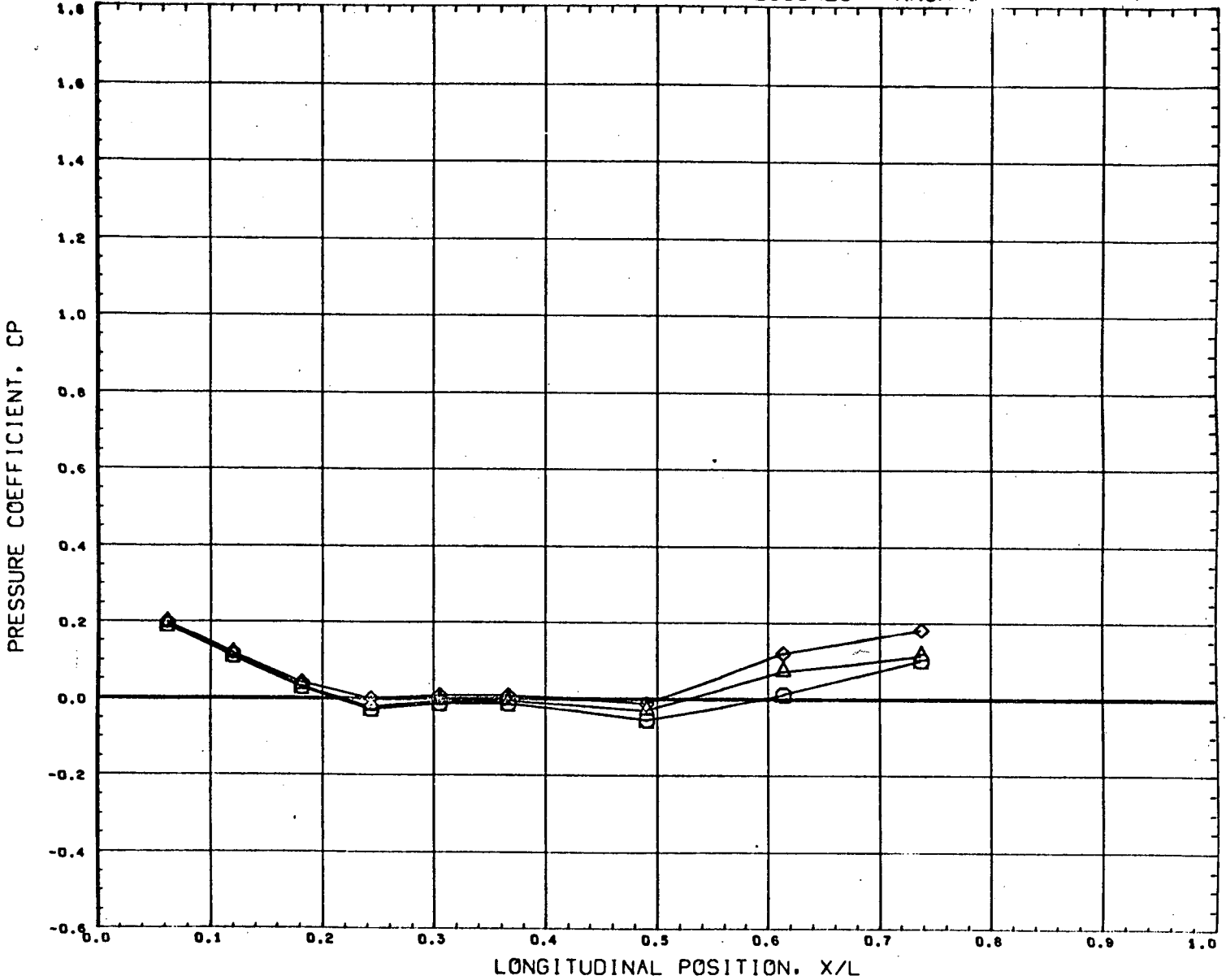
REFERENCE FILE

AEDC VA1163 MDAC BOOSTER (BODY)

•AT8325•

PAGE 154

LONGITUDINAL DISTRIBUTION OF BOOSTER FUSELAGE PRESSURES - MACH 3



SYMBOL	DELTAX	THETA	DELTAZ
○	0.144	45.000	0.228
△	0.103		
◇	0.226		

PARAMETRIC VALUES			
BETA	0.000	ALPHAB	10.004
MACH	3.000	ALPHA1	0.000
ORBPOW	0.000	BSTPOW	0.000

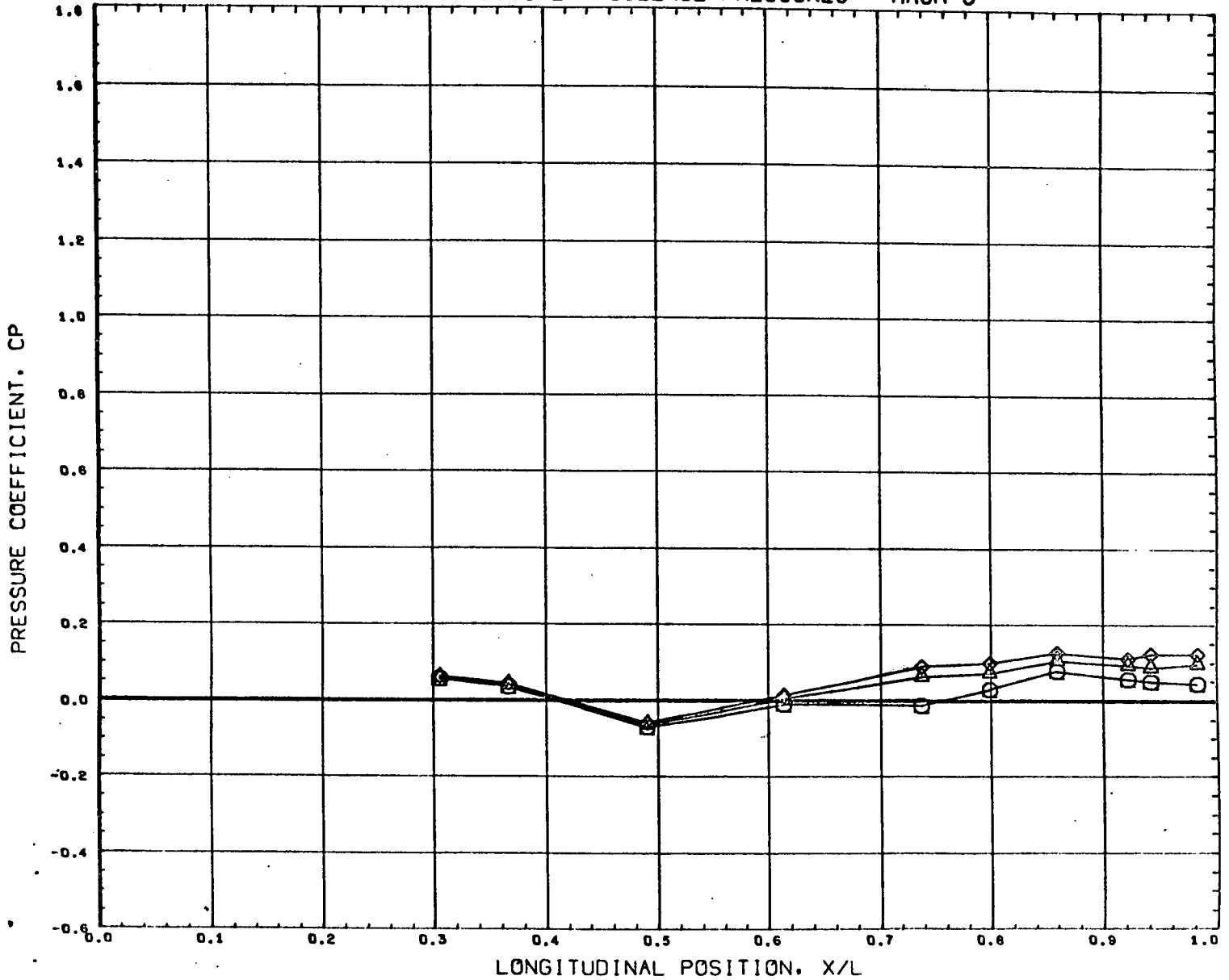
REFERENCE FILE

AEDC VA1163 MDAC BOOSTER (BODY)

•AT8325•

PAGE 155

LONGITUDINAL DISTRIBUTION OF BOOSTER FUSELAGE PRESSURES - MACH 3



SYMBOL	DELTA X	THETA	DELTA Z
○	0.144	90.000	0.228
△	0.103		
◇	0.226		

PARAMETRIC VALUES			
BETA	0.000	ALPHAB	10.004
MACH	3.000	ALPHA1	0.000
ORBPOW	0.000	BSTPOW	0.000

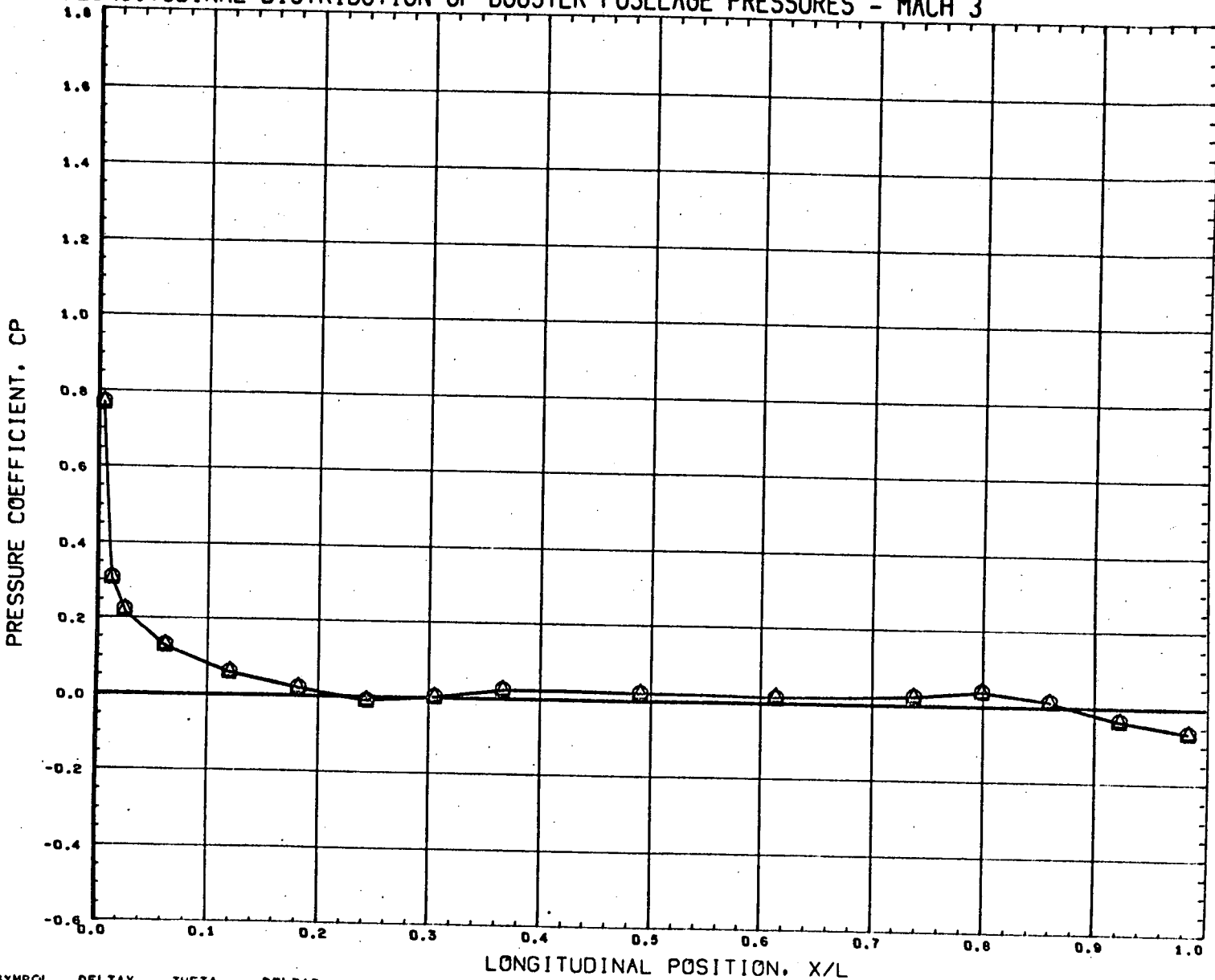
REFERENCE FILE

AEDC VA1163 MDAC BOOSTER (BODY)

•AT8325•

PAGE 156

LONGITUDINAL DISTRIBUTION OF BOOSTER FUSELAGE PRESSURES - MACH 3



SYMBOL	DELTA X	THETA	DELTA Z
○	0.390	0.000	0.908
△	0.481		

PARAMETRIC VALUES			
BETA	0.000	ALPHAB	10.004
MACH	3.000	ALPHA1	0.000
ORBPOW	0.000	BSTPOW	0.000

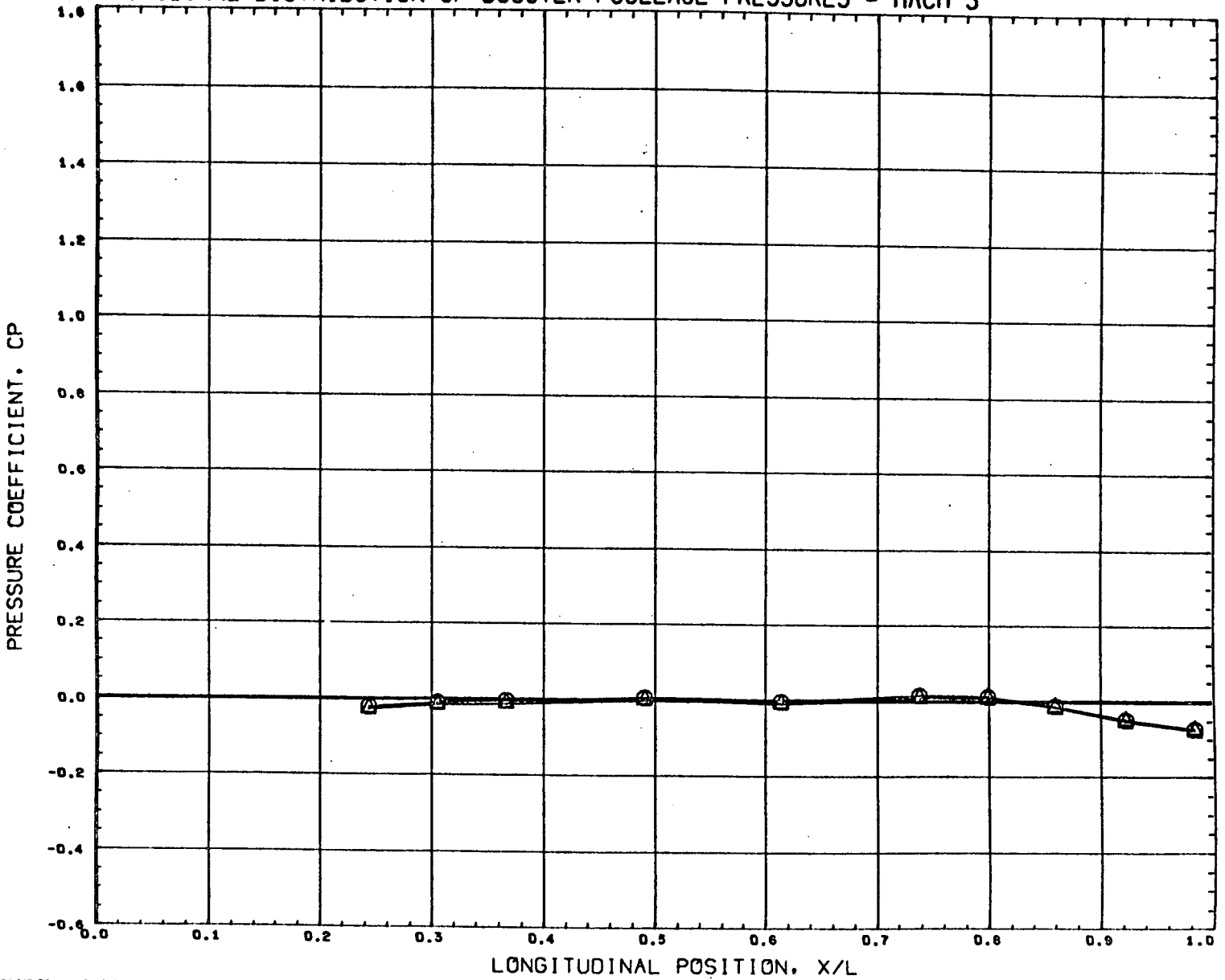
REFERENCE FILE

AEDC VA1163 MDAC BOOSTER (BODY)

•AT8325•

PAGE 157

LONGITUDINAL DISTRIBUTION OF BOOSTER FUSELAGE PRESSURES - MACH 3



SYMBOL	DELTA X	THETA	DELTA Z
○	0.390	24.000	0.908
△	0.481		

PARAMETRIC VALUES			
BETA	0.000	ALPHA B	10.004
MACH	3.000	ALPHA I	0.000
ORBPOW	0.000	BSTPOW	0.000

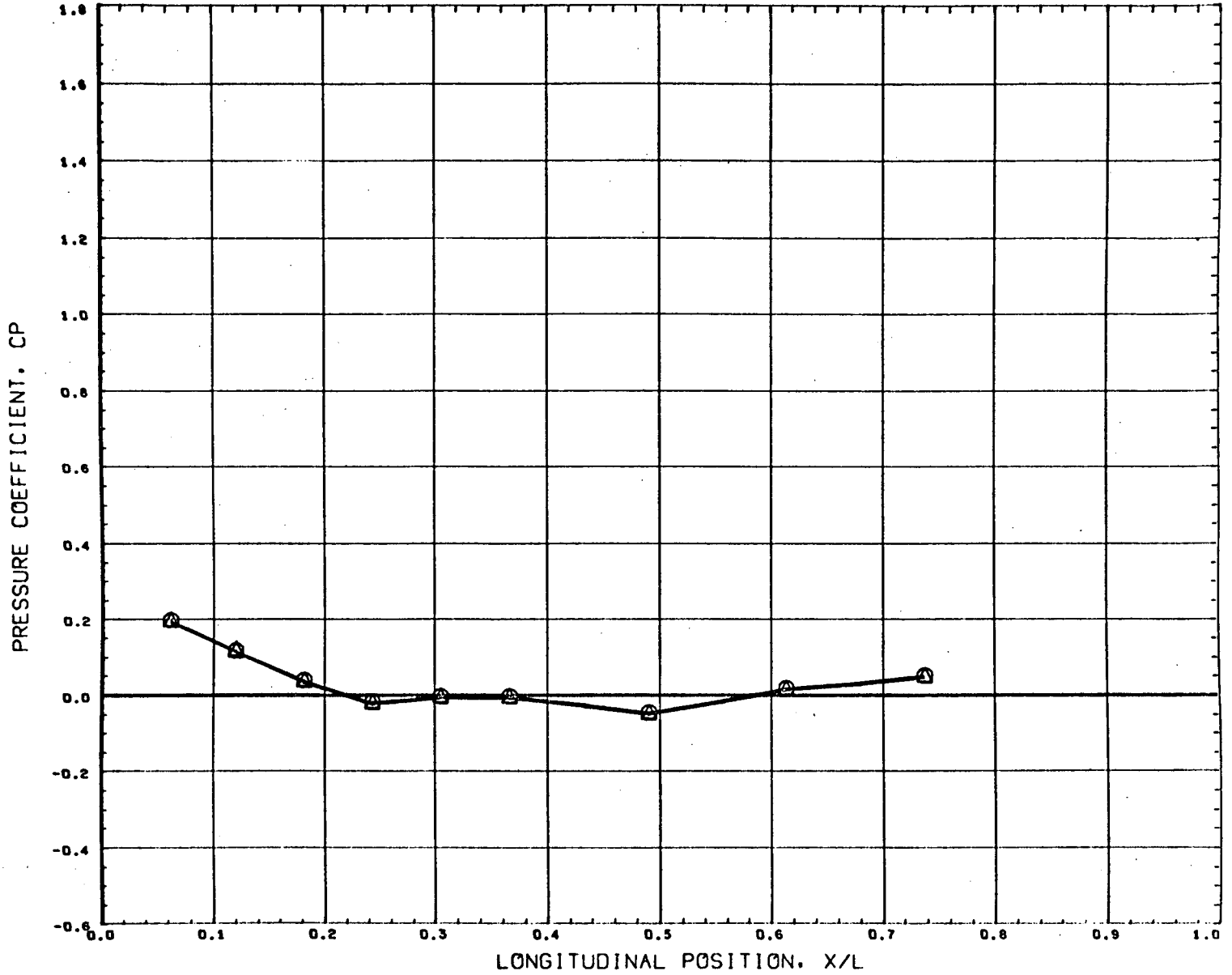
REFERENCE FILE

AEDC VA1163 MDAC BOOSTER (BODY)

•AT8325•

PAGE 158

LONGITUDINAL DISTRIBUTION OF BOOSTER FUSELAGE PRESSURES - MACH 3



SYMBOL	DELTA X	THETA	DELTA Z
○	0.390	45.000	0.908
△	0.481		

PARAMETRIC VALUES			
BETA	0.000	ALPHAB	10.004
MACH	3.000	ALPHA I	0.000
ORBPOW	0.000	BSTPOW	0.000

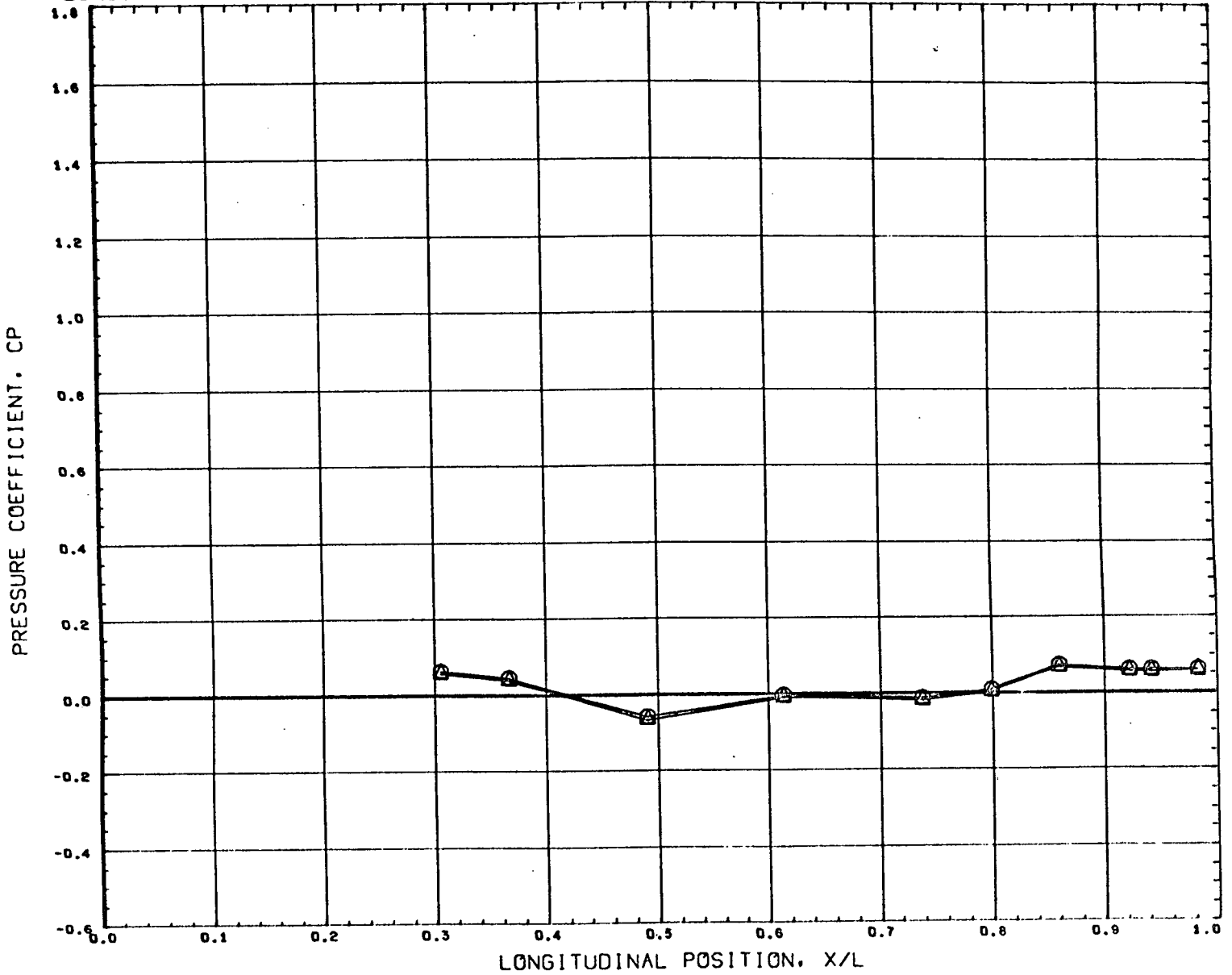
REFERENCE FILE

AEDC VA1163 MDAC BOOSTER (BODY)

•AT8325•

PAGE 159

LONGITUDINAL DISTRIBUTION OF BOOSTER FUSELAGE PRESSURES - MACH 3



SYMBOL	DELTA X	THETA	DELTA Z
○	0.390	90.000	0.908
△	0.481		

PARAMETRIC VALUES			
BETA	0.000	ALPHAB	10.004
MACH	3.000	ALPHA I	0.000
ORBPOW	0.000	BSTPCW	0.000

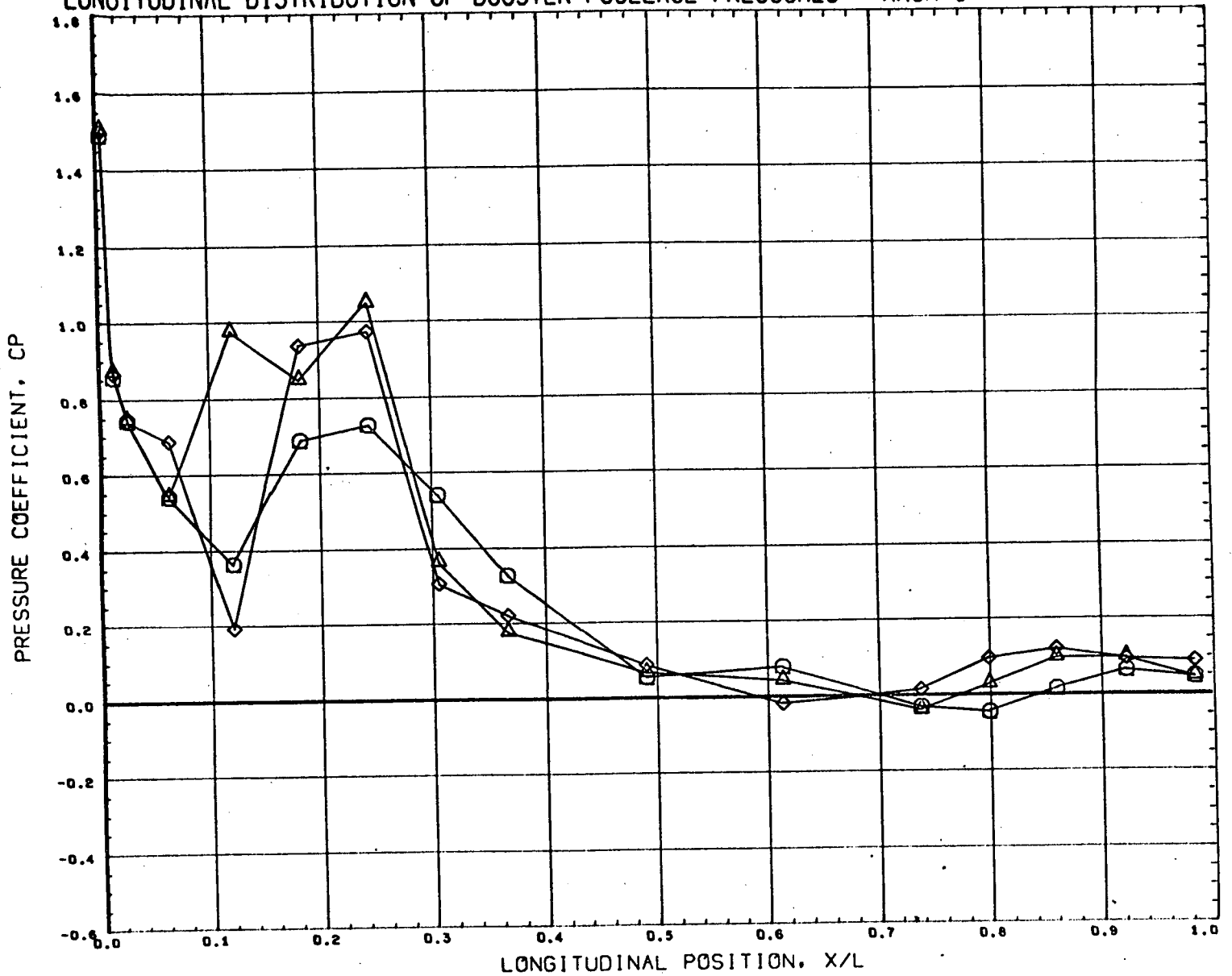
REFERENCE FILE

AEDC VA1163 MDAC BOOSTER (BODY)

•AT8325•

PAGE 160

LONGITUDINAL DISTRIBUTION OF BOOSTER FUSELAGE PRESSURES - MACH 3



SYMBOL	DELTA X	THETA	DELTA Z
○	0.040	0.000	0.105
△	0.103		
◇	0.166		

PARAMETRIC VALUES			
BETA	0.000	ALPHA B	9.980
MACH	3.000	ALPHA I	0.000
ORBPOW	0.000	BSTPOW	0.000

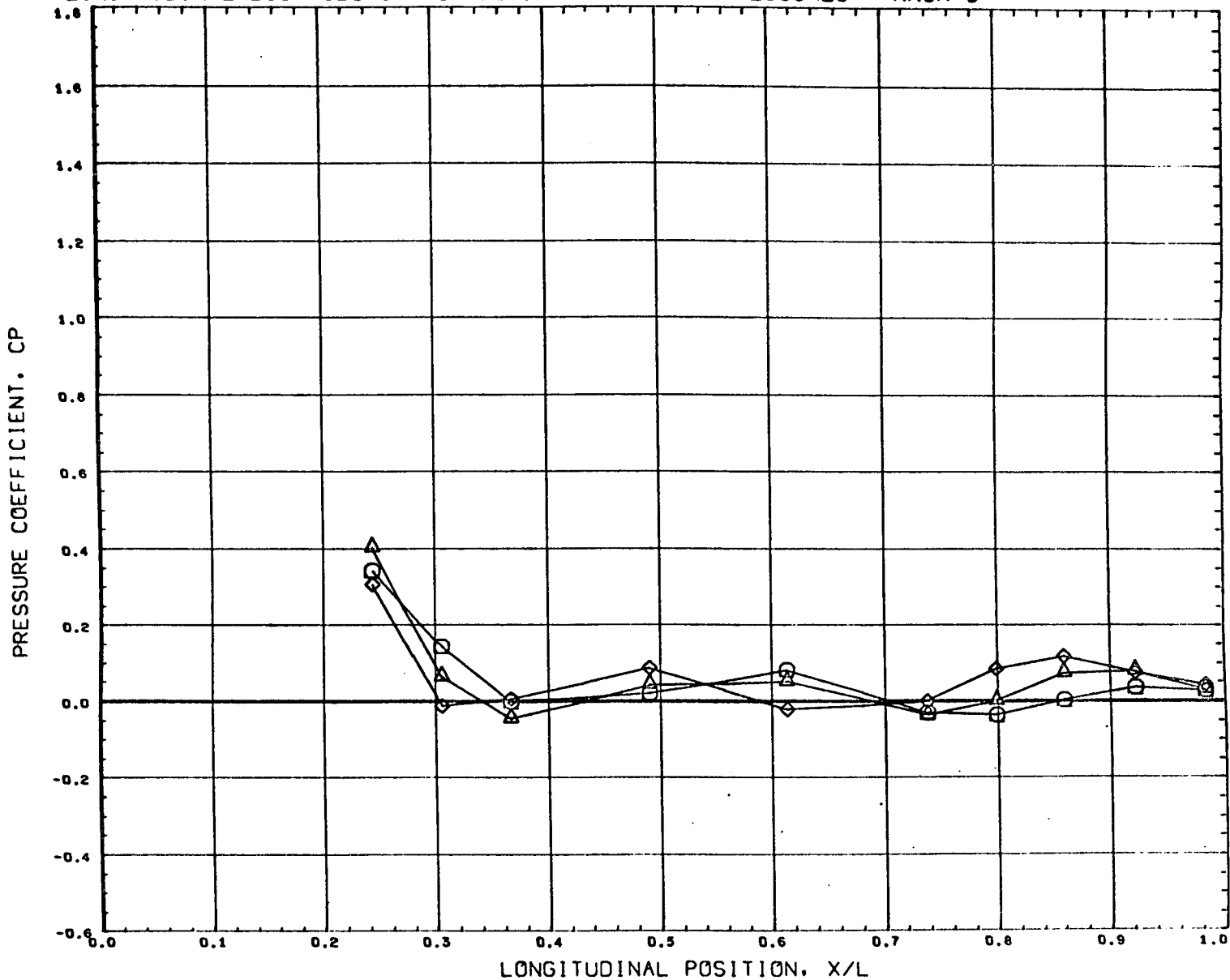
REFERENCE FILE

AEDC VA1163 MDAC BOOSTER (BODY)

•AT8331•

PAGE 161

LONGITUDINAL DISTRIBUTION OF BOOSTER FUSELAGE PRESSURES - MACH 3



SYMBOL	DELTA X	THETA	DELTA Z
○	0.040	24.000	0.105
△	0.103		
◇	0.166		

PARAMETRIC VALUES			
BETA	0.000	ALPHA _B	9.980
MACH	3.000	ALPHA _I	0.000
ORBPOW	0.000	BSTPOW	0.000

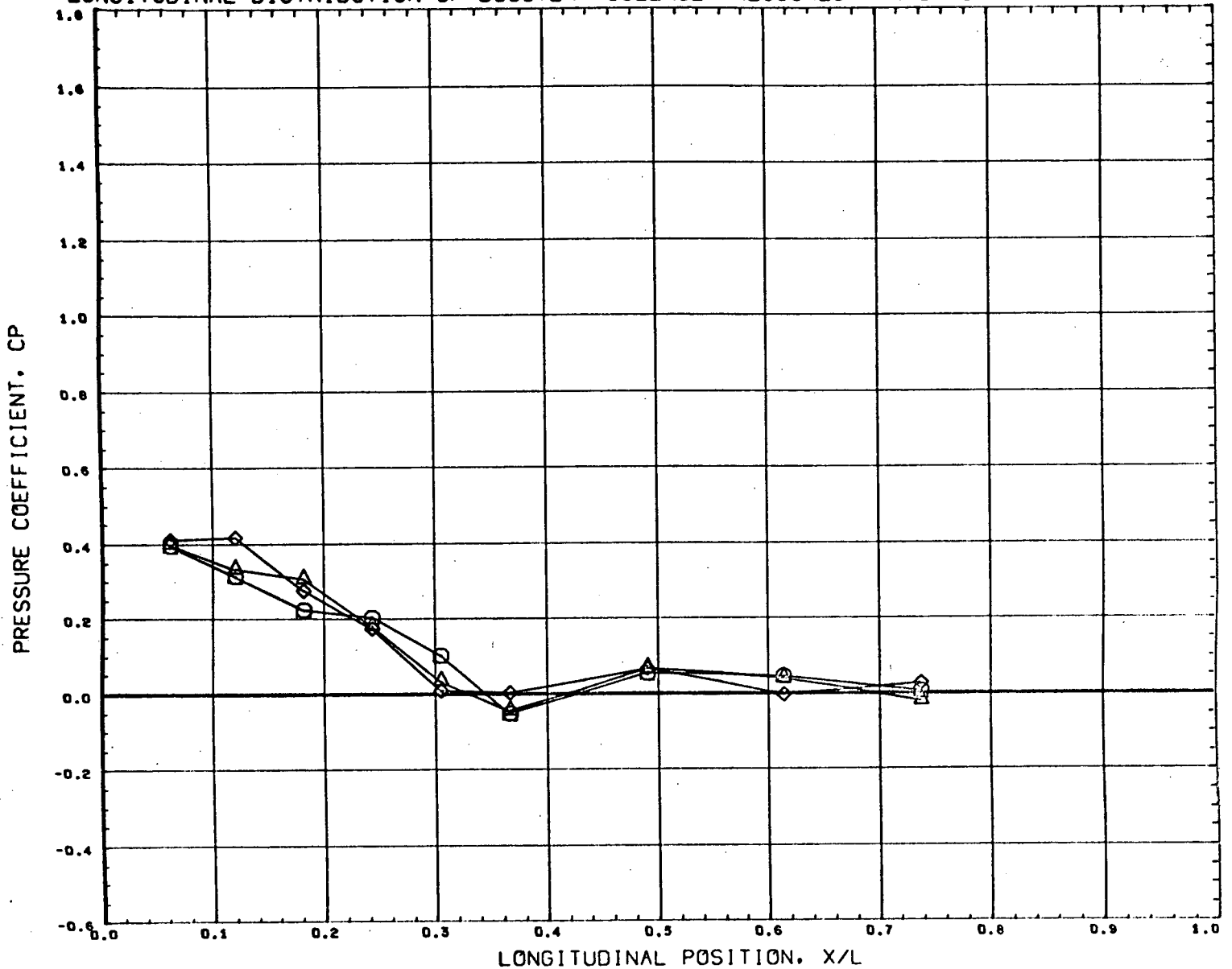
REFERENCE FILE

AEDC VA1163 MOAC BOOSTER (BODY)

•AT8331•

PAGE 162

LONGITUDINAL DISTRIBUTION OF BOOSTER FUSELAGE PRESSURES - MACH 3



SYMBOL	DELTA X	THETA	DELTA Z
○	0.040	45.000	0.105
△	0.103		
◇	0.166		

PARAMETRIC VALUES			
BETA	0.000	ALPHAB	9.980
MACH	3.000	ALPHA I	0.000
ORBPOW	0.000	BSTPOW	0.000

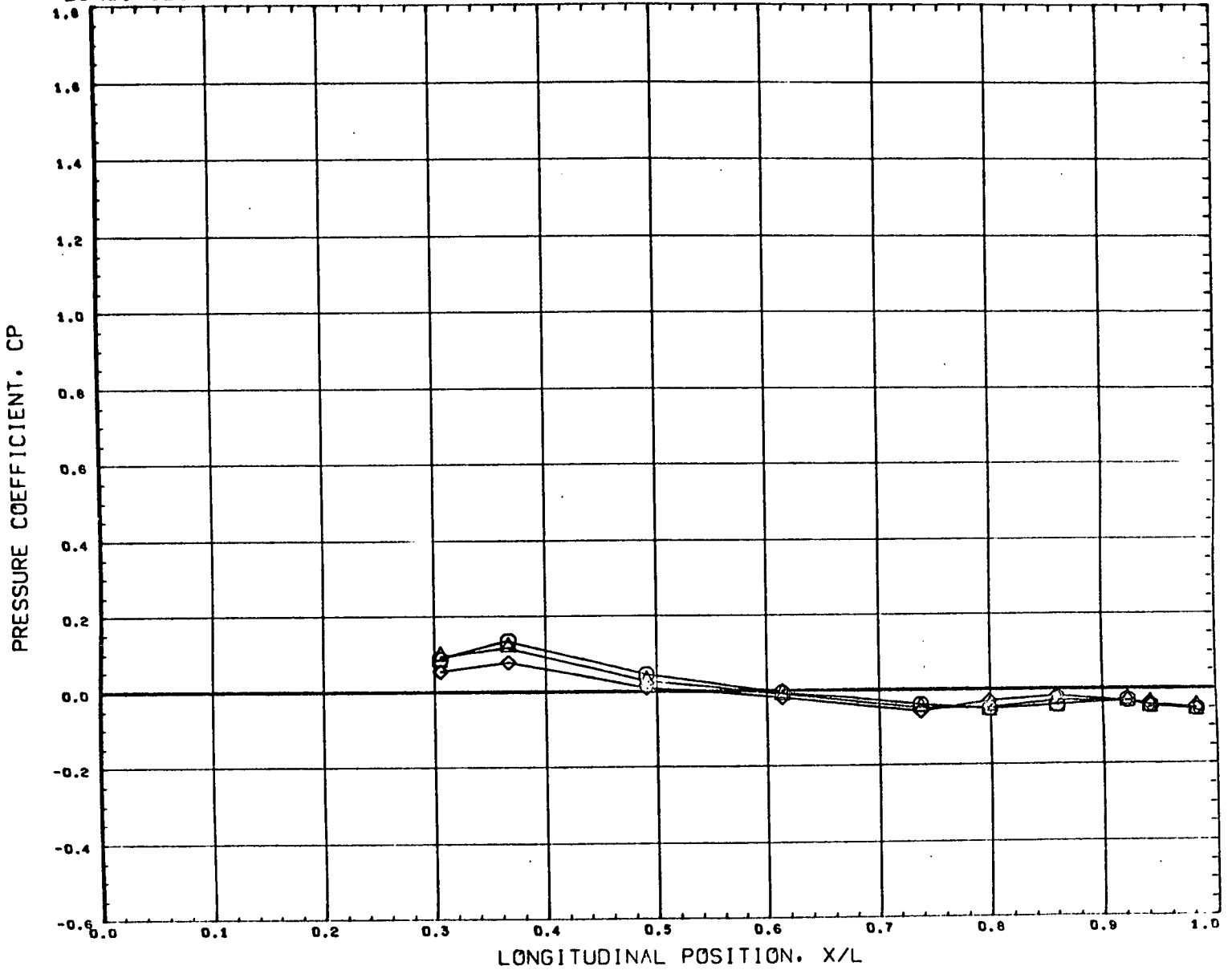
REFERENCE FILE

AEDC VA1163 MDAC BOOSTER (BODY)

•AT8331•

PAGE 163

LONGITUDINAL DISTRIBUTION OF BOOSTER FUSELAGE PRESSURES - MACH 3



SYMBOL	DELTA X	THETA	DELTA Z
○	0.040	90.000	0.103
△	0.103		
◇	0.166		

PARAMETRIC VALUES			
BETA	0.000	ALPHAD	- 9.980
MACH	3.000	ALPHA1	0.000
ORBPOW	0.000	BSTPOW	0.000

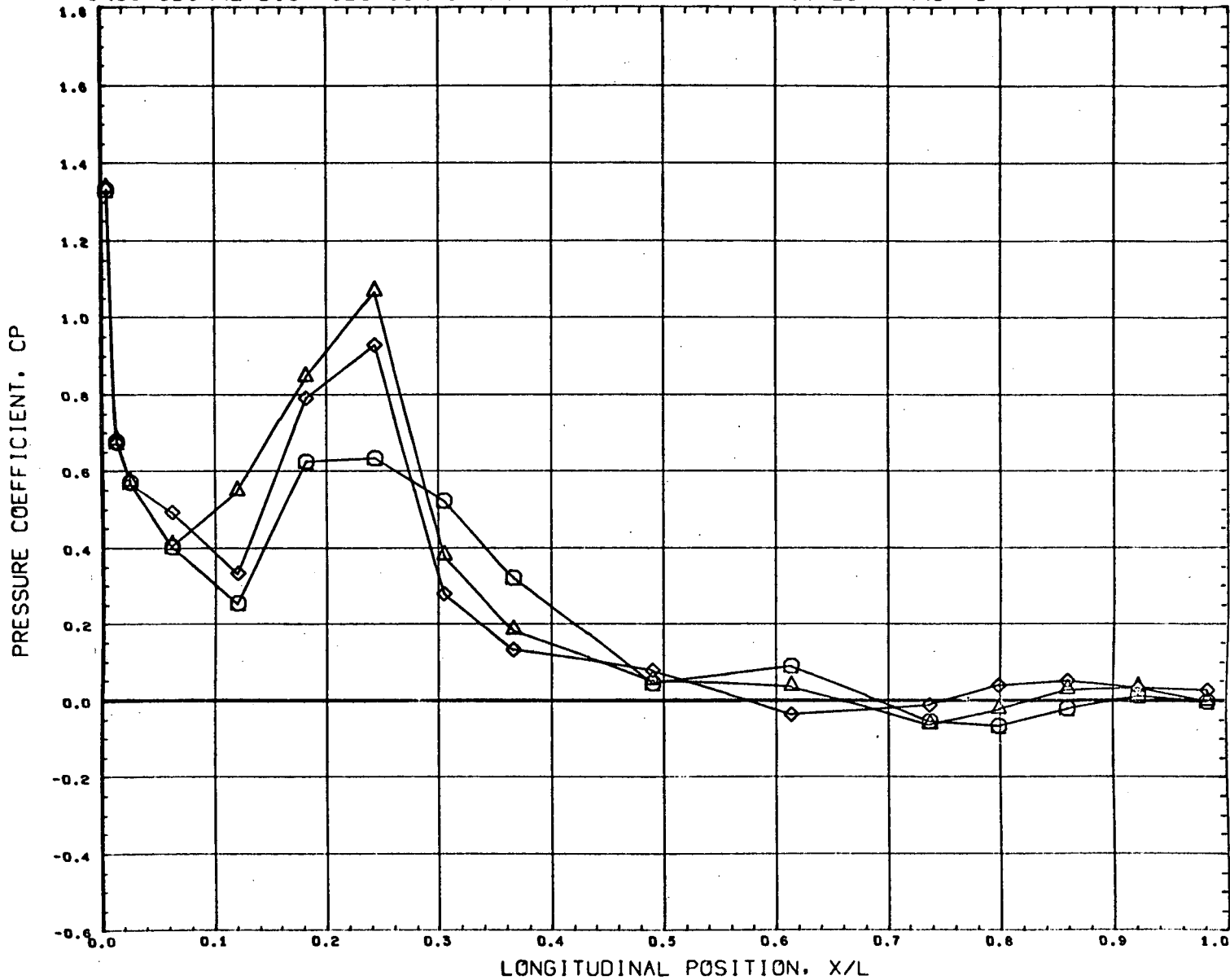
REFERENCE FILE

AEDC VA1163 MDAC BOOSTER (BODY)

•AT8331•

PAGE 164

LONGITUDINAL DISTRIBUTION OF BOOSTER FUSELAGE PRESSURES - MACH 3

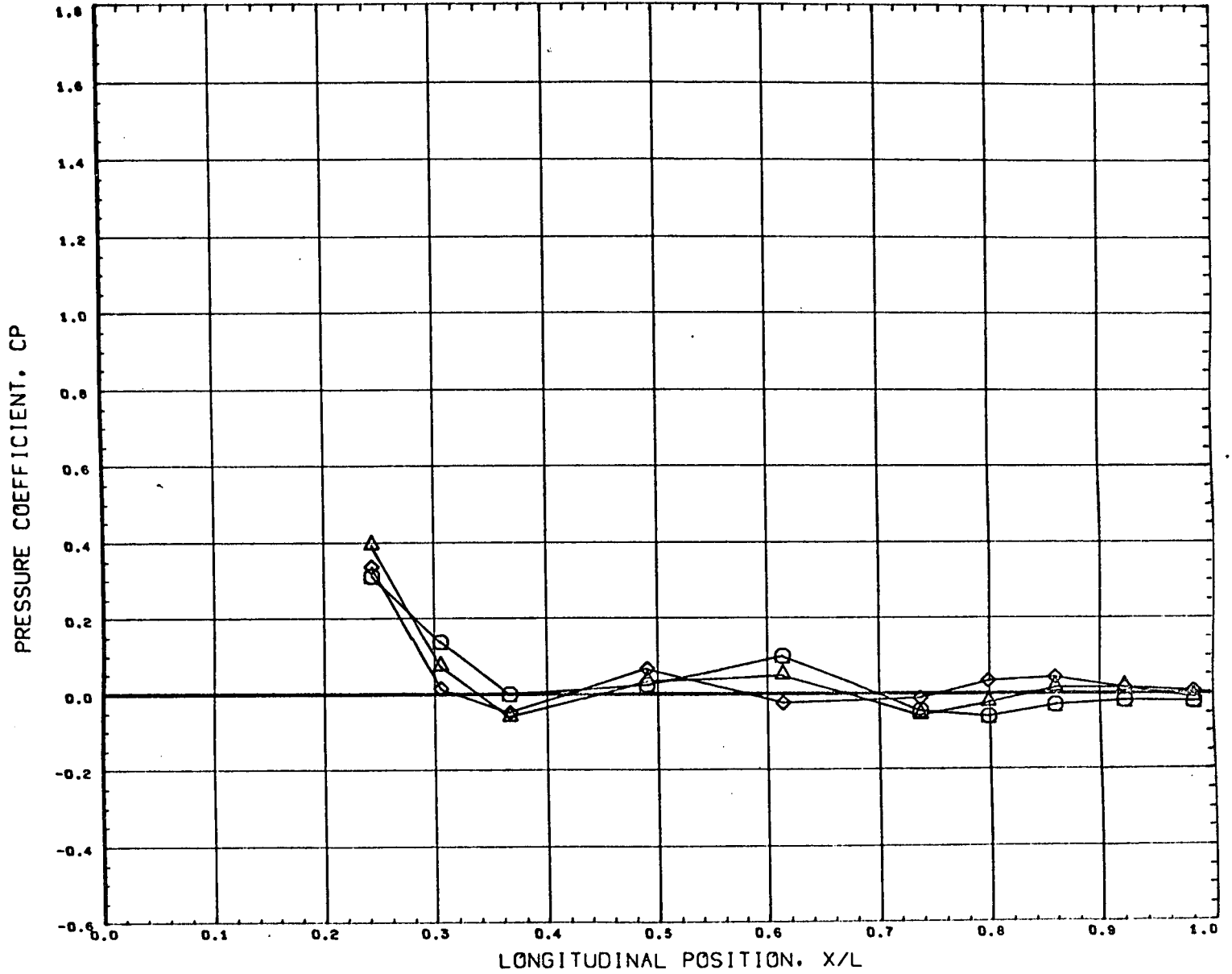


SYMBOL	DELTA X	THETA	DELTA Z
○	0.038	0.000	0.105
△	0.101		
◇	0.161		

PARAMETRIC VALUES			
BETA	0.000	ALPHAB	4.950
MACH	3.000	ALPHAI	0.000
ORBPOW	0.000	BSTPOW	0.000

REFERENCE FILE

LONGITUDINAL DISTRIBUTION OF BOOSTER FUSELAGE PRESSURES - MACH 3



SYMBOL	DELTA X	THETA	DELTA Z
○	0.038	24.000	0.105
△	0.101		
◇	0.161		

PARAMETRIC VALUES			
BETA	0.000	ALPHAB	- 4.950
MACH	3.000	ALPHA1	0.000
ORBPOW	0.000	BSTPOW	0.000

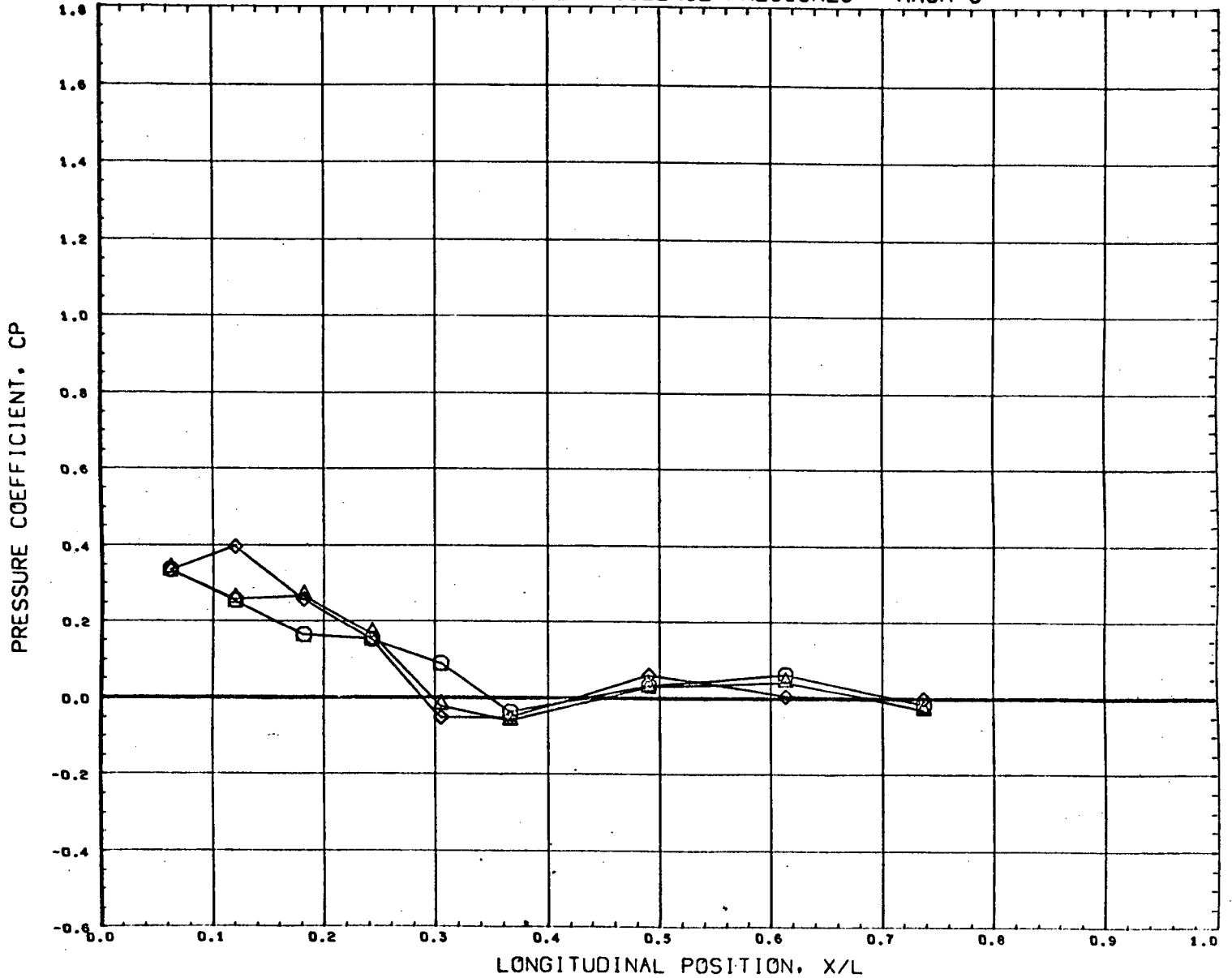
REFERENCE FILE

AEDC VA1163 MDAC BOOSTER (BODY)

•AT8332•

PAGE 166

LONGITUDINAL DISTRIBUTION OF BOOSTER FUSELAGE PRESSURES - MACH 3



SYMBOL	DELTA X	THETA	DELTA Z
○	0.038	45.000	0.105
△	0.101		
◇	0.161		

PARAMETRIC VALUES			
BETA	0.000	ALPHAB	- 4.950
MACH	3.000	ALPHA1	0.000
ORBPOW	0.000	BSTPOW	0.000

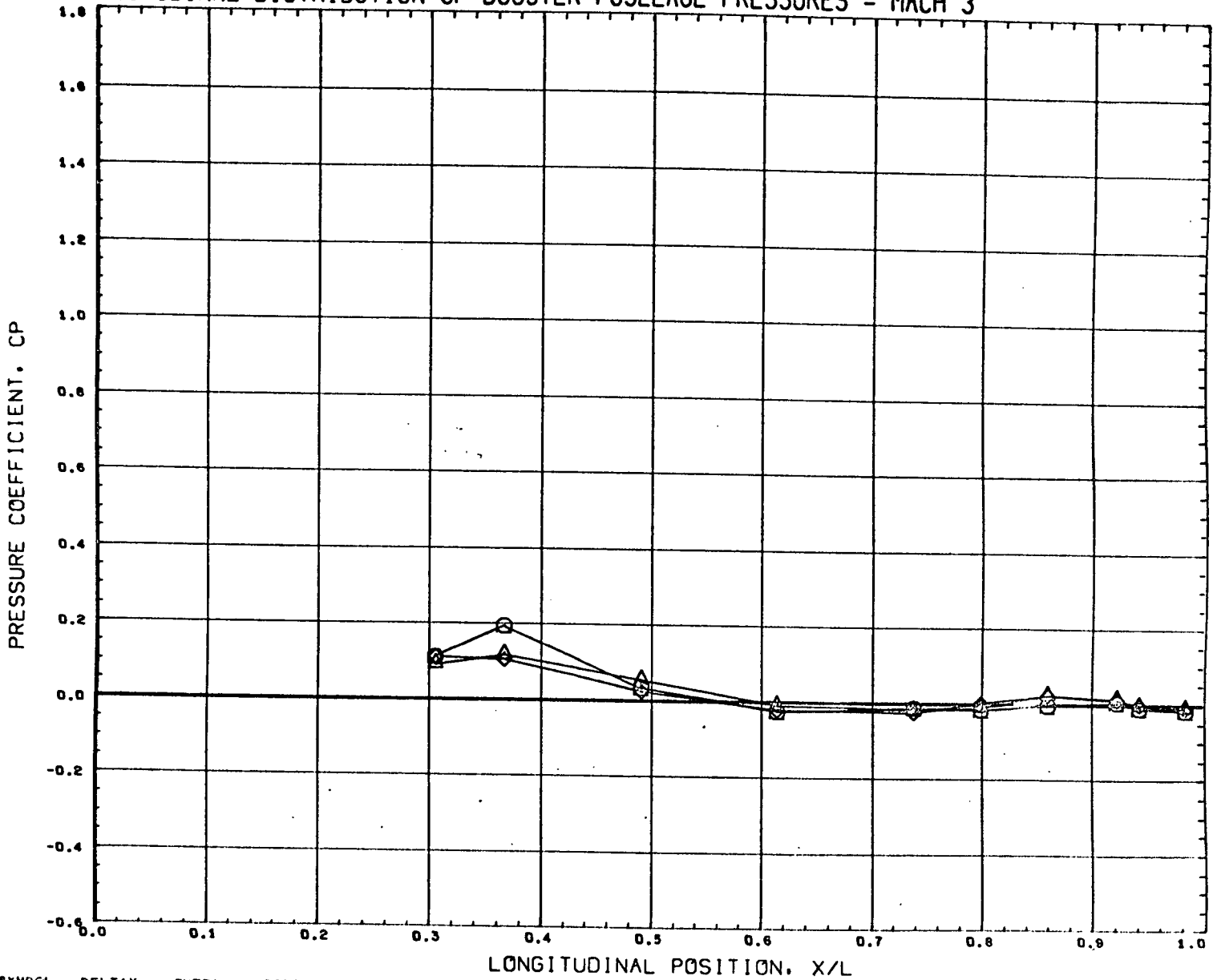
REFERENCE FILE

AEDC VA1163 MDAC BOOSTER (BODY)

•AT8332•

PAGE 167

LONGITUDINAL DISTRIBUTION OF BOOSTER FUSELAGE PRESSURES - MACH 3



SYMBOL	DELTA X	THETA	DELTA Z
○	0.036	90.000	0.105
△	0.101		
◇	0.161		

PARAMETRIC VALUES			
BETA	0.000	ALPHA	4.950
MACH	3.000	ALPHA1	0.000
ORBPOW	0.000	BSTPOW	0.000

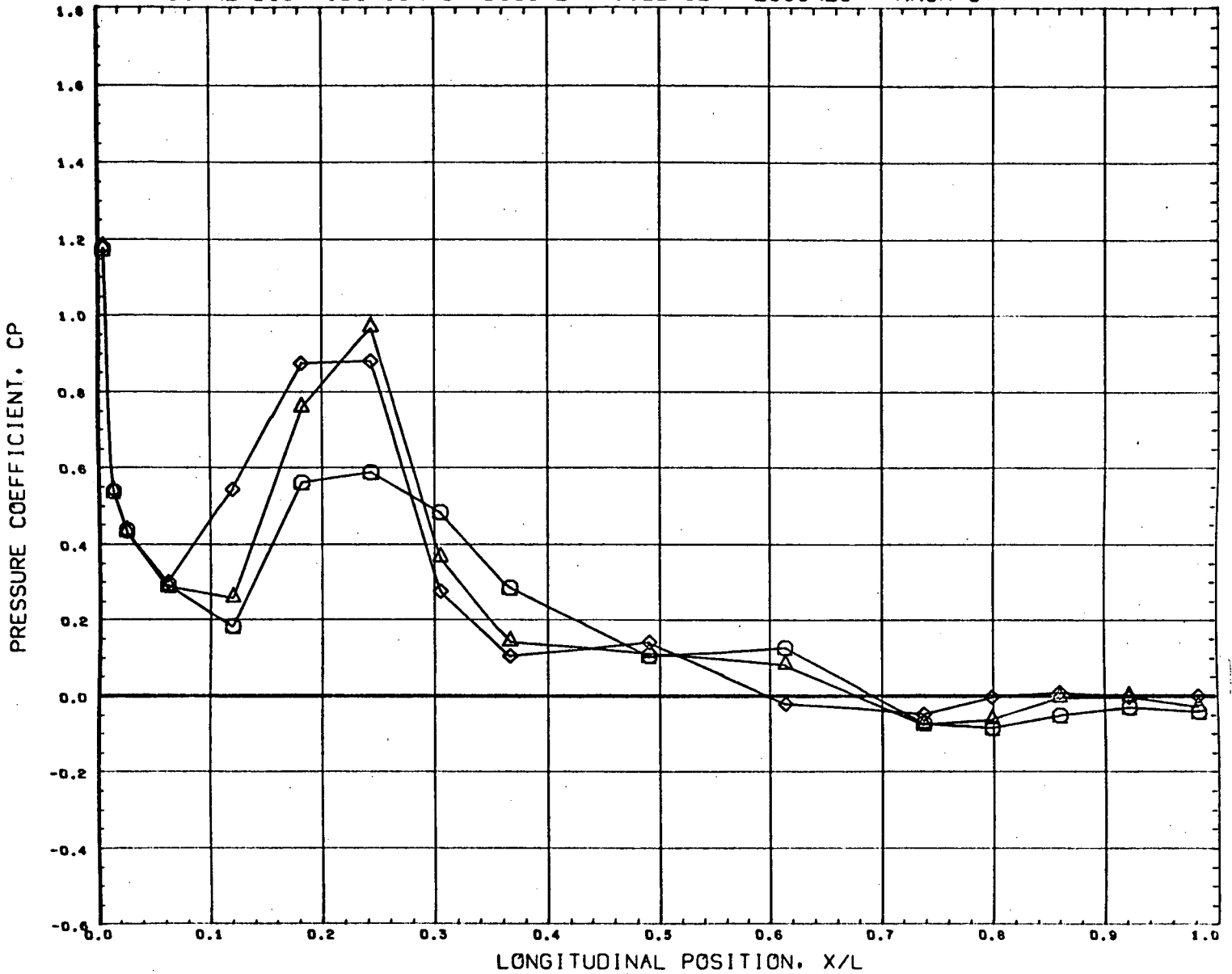
REFERENCE FILE

AEDC VA1163 MDAC BOOSTER (BODY)

•AT8332•

PAGE 168

LONGITUDINAL DISTRIBUTION OF BOOSTER FUSELAGE PRESSURES - MACH 3



SYMBOL	DELTA X	THETA	DELTA Z
○	0.040	0.000	0.105
△	0.104		
◇	0.167		

PARAMETRIC VALUES			
BETA	0.000	ALPHAB	0.003
MACH	3.000	ALPHA I	0.000
ORBPOW	0.000	BSTPOW	0.000

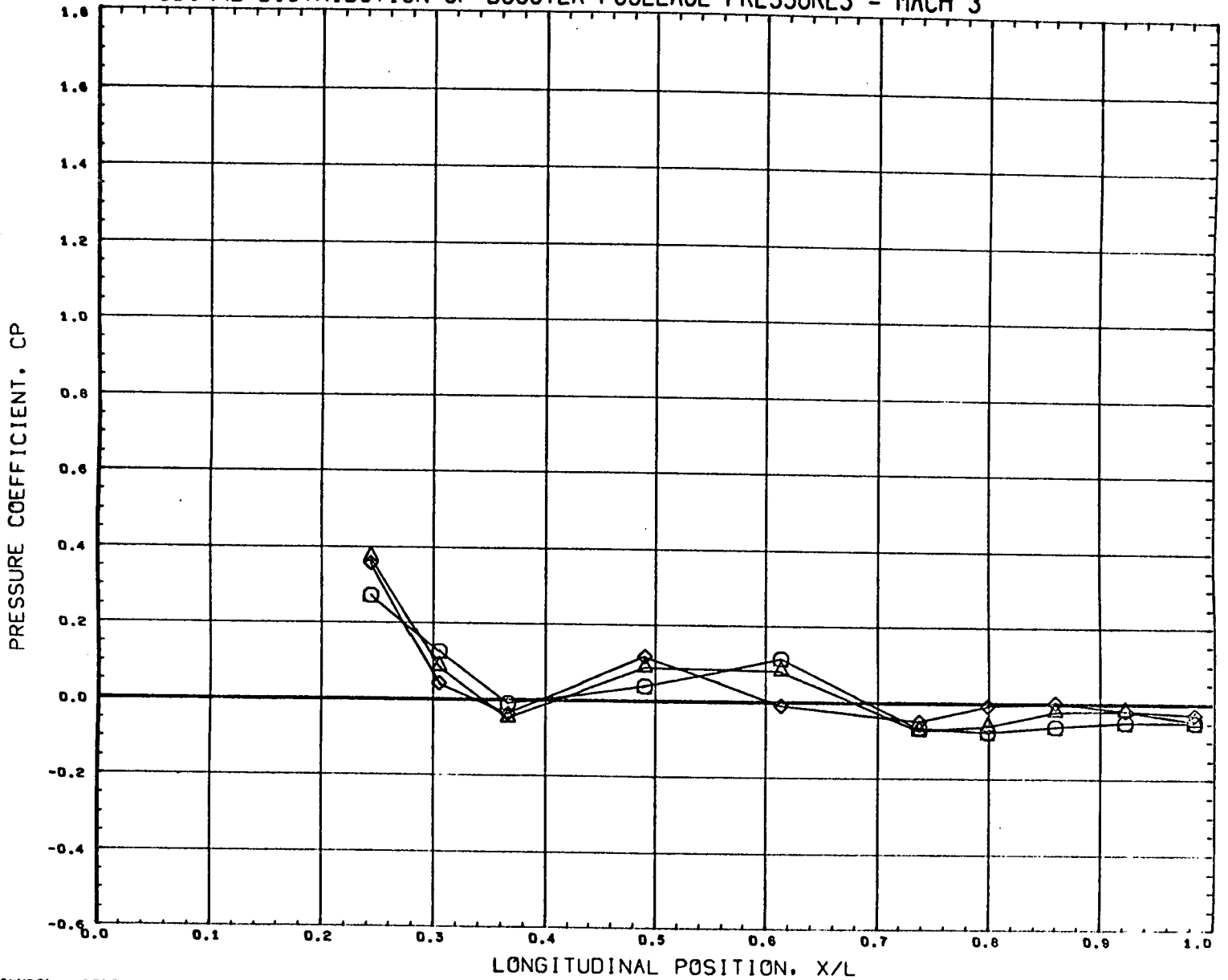
REFERENCE FILE

AEDC VA1163 MDAC BOOSTER (BODY)

•AT8333•

PAGE 169

LONGITUDINAL DISTRIBUTION OF BOOSTER FUSELAGE PRESSURES - MACH 3



SYMBOL	DELTA X	THETA	DELTA Z
○	0.040	24.000	0.105
△	0.104		
◇	0.167		

PARAMETRIC VALUES			
BETA	0.000	ALPHAB	0.003
MACH	3.000	ALPHA1	0.000
ORBPOW	0.000	BSTPOW	0.000

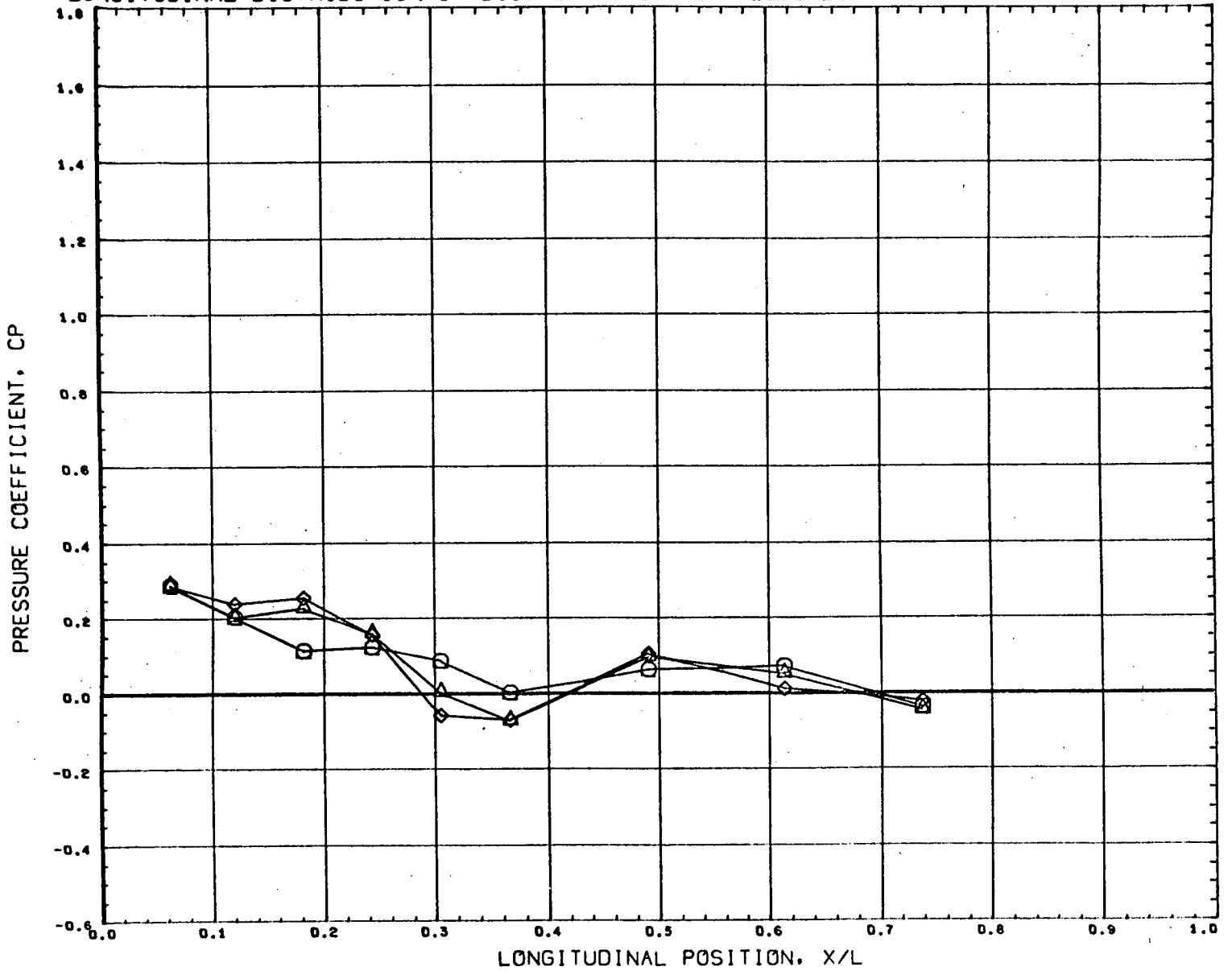
REFERENCE FILE

AEDC VA1163 MDAC BOOSTER (BODY)

•AT8333•

PAGE 170

LONGITUDINAL DISTRIBUTION OF BOOSTER FUSELAGE PRESSURES - MACH 3



SYMBOL	DELTA X	THETA	DELTA Z
○	0.040	45.000	0.105
△	0.104		
◇	0.167		

PARAMETRIC VALUES			
BETA	0.000	ALPHA B	0.003
MACH	3.000	ALPHA I	0.000
ORBPOW	0.000	BSTPOW	0.000

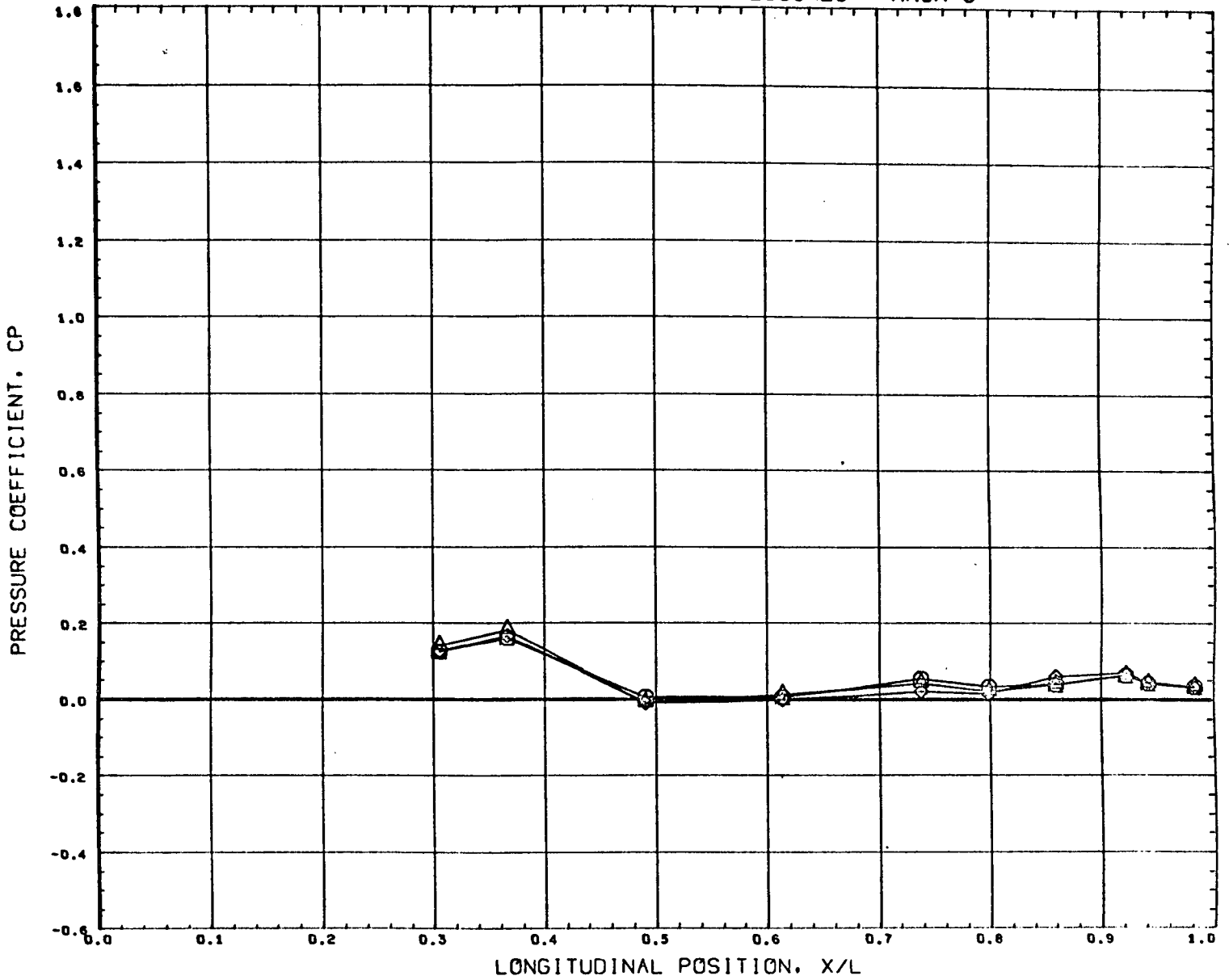
REFERENCE FILE

AEDC VA1163 MDAC BOOSTER (BODY)

•AT8333•

PAGE 171

LONGITUDINAL DISTRIBUTION OF BOOSTER FUSELAGE PRESSURES - MACH 3



SYMBOL	DELTA X	THETA	DELTA Z
○	0.040	90.000	0.105
△	0.104		
◇	0.167		

PARAMETRIC VALUES			
BETA	0.000	ALPHAD	0.003
MACH	3.000	ALPHA I	0.006
ORBPOW	0.000	BSTPOW	0.000

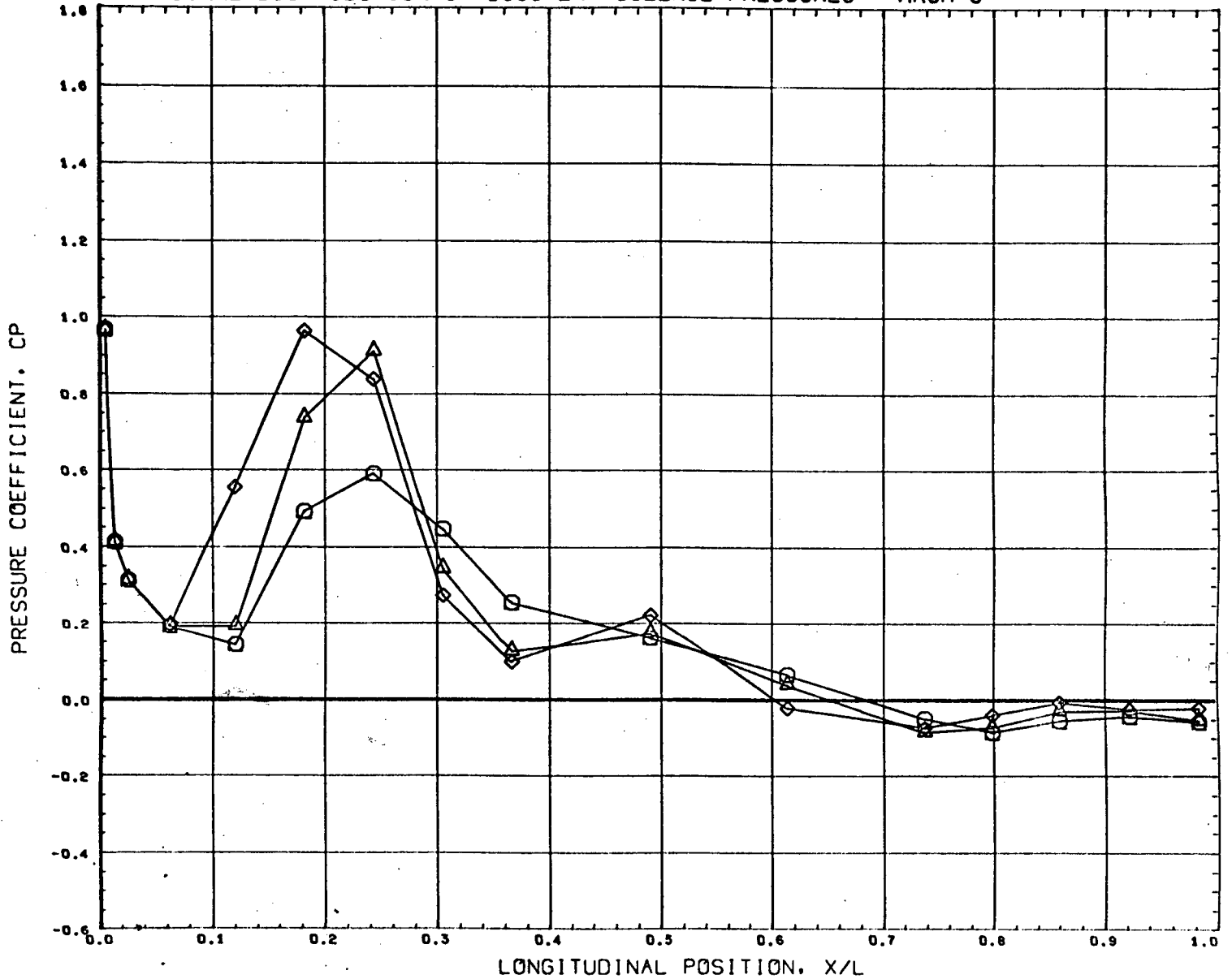
REFERENCE FILE

AEDC VA1163 MDAC BOOSTER (BODY)

•AT8333•

PAGE 172

LONGITUDINAL DISTRIBUTION OF BOOSTER FUSELAGE PRESSURES - MACH 3

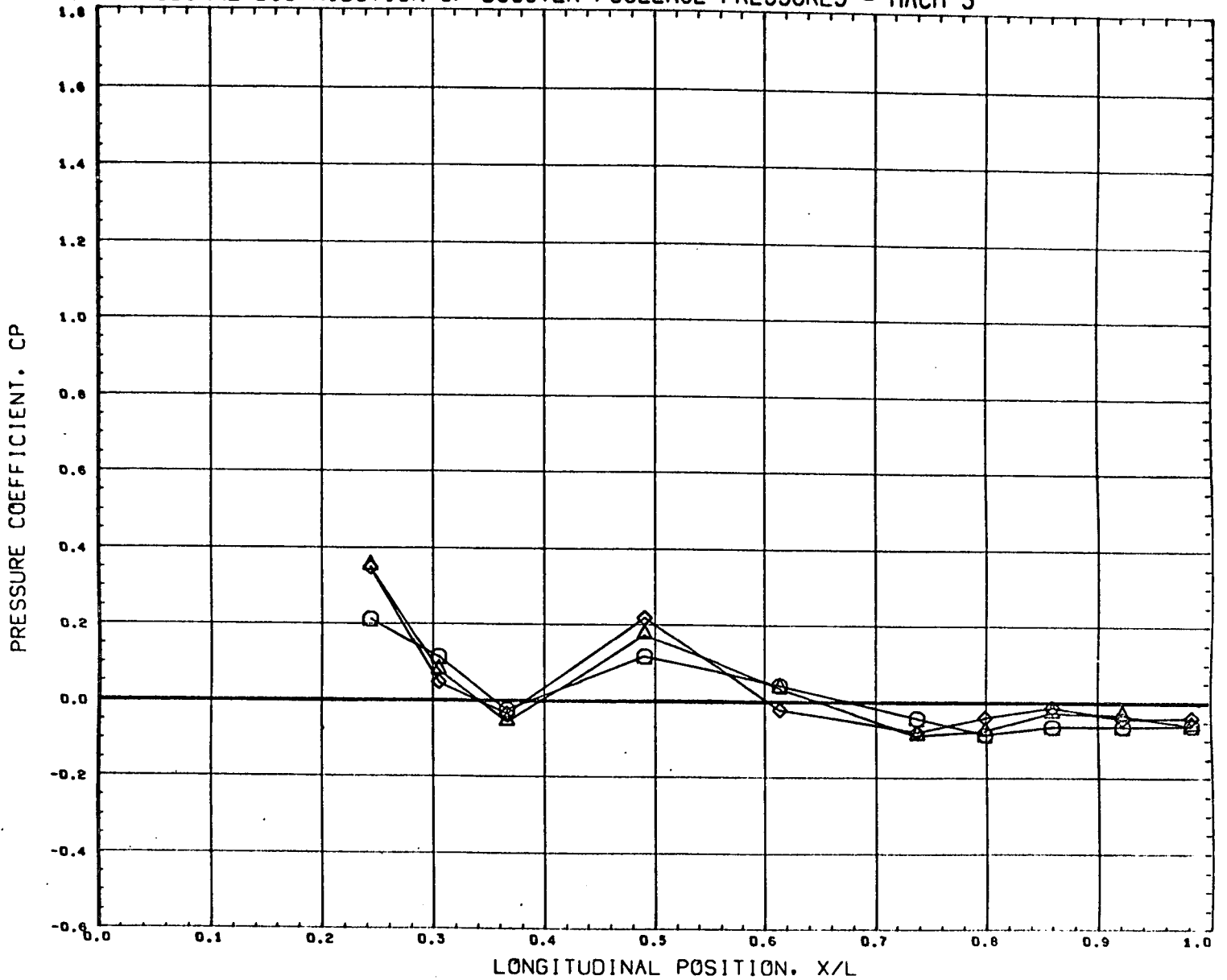


SYMBOL	DELTA X	THETA	DELTA Z
○	0.038	0.000	0.105
△	0.099		
◇	0.162		

PARAMETRIC VALUES			
BETA	0.000	ALPHAB	5.040
MACH	3.000	ALPHA1	0.000
ORBPOW	0.000	BSTPOW	0.000

REFERENCE FILE

LONGITUDINAL DISTRIBUTION OF BOOSTER FUSELAGE PRESSURES - MACH 3



SYMBOL	DELTA X	THETA	DELTA Z	PARAMETRIC VALUES			
○	0.038	24.000	0.105	BETA	0.000	ALPHAB	5.040
△	0.099			MACH	3.000	ALPHA I	0.000
◇	0.162			ORBPOW	0.000	BSTPOW	0.000

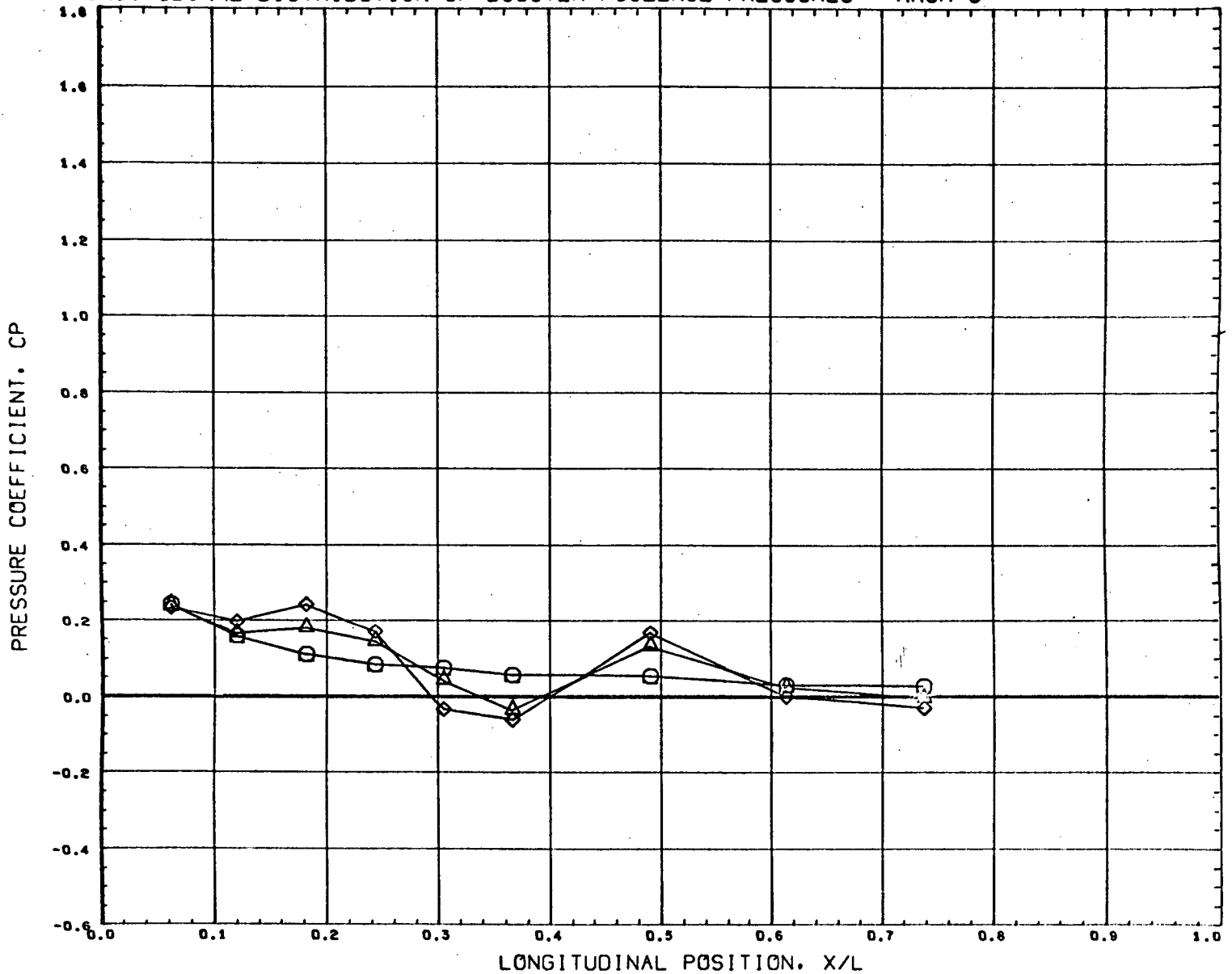
REFERENCE FILE

AEDC VA1163 MDAC BOOSTER (BODY)

•AT8334•

PAGE 174

LONGITUDINAL DISTRIBUTION OF BOOSTER FUSELAGE PRESSURES - MACH 3



SYMBOL	DELTA X	THETA	DELTA Z	PARAMETRIC VALUES			
○	0.038	45.000	0.105	BETA	0.000	ALPHAB	5.040
△	0.099			MACH	3.000	ALPHA1	0.000
◇	0.162			ORBPOW	0.000	BSTPOW	0.000

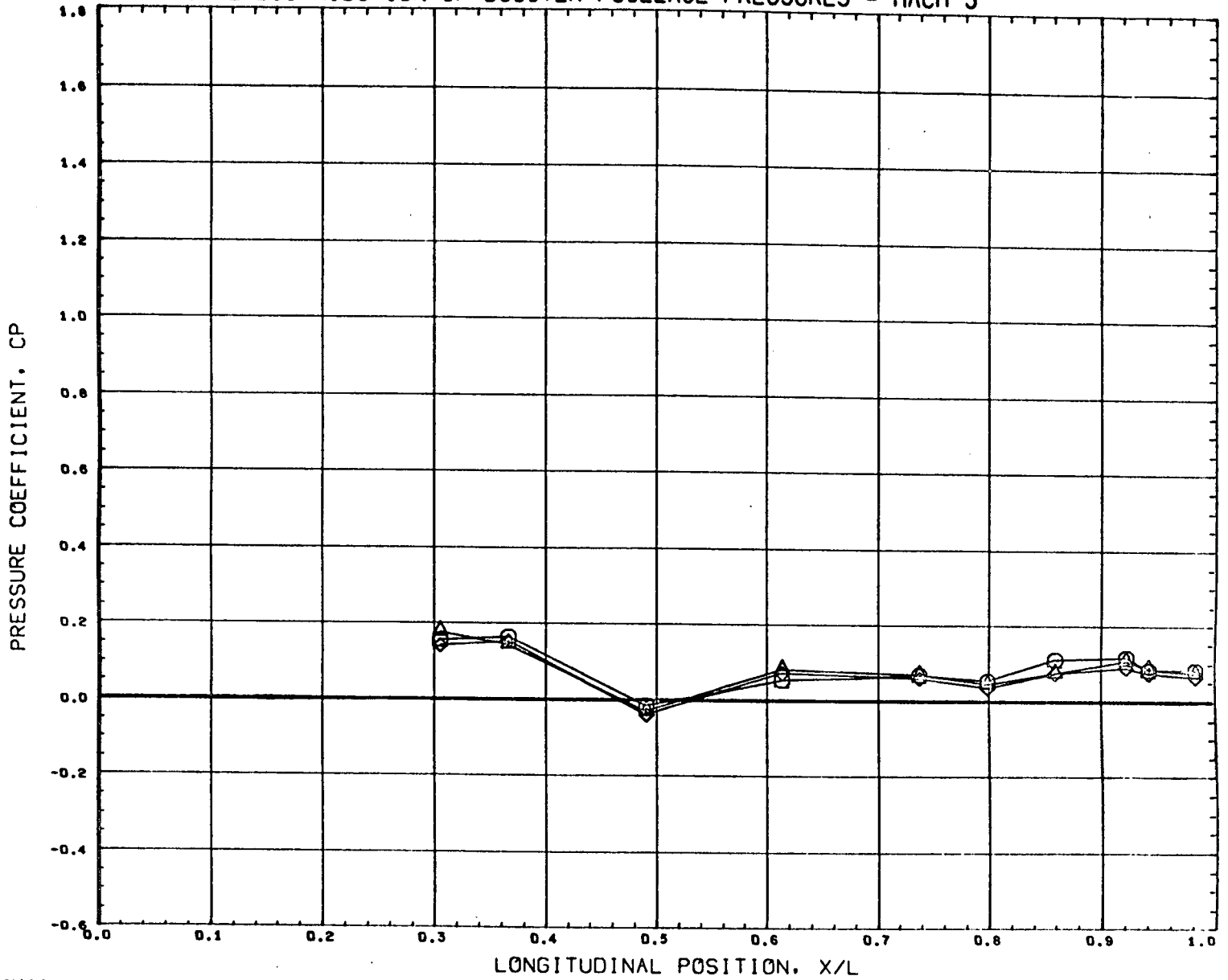
REFERENCE FILE

AEDC VA1163 MDAC BOOSTER (BODY)

•AT8334•

PAGE 175

LONGITUDINAL DISTRIBUTION OF BOOSTER FUSELAGE PRESSURES - MACH 3



SYMBOL	DELTA X	THETA	DELTA Z
○	0.038	90.000	0.105
△	0.099		
◇	0.162		

PARAMETRIC VALUES			
BETA	0.000	ALPHAB	5.040
MACH	3.000	ALPHAI	0.000
ORBPOW	0.000	BSTPOW	0.000

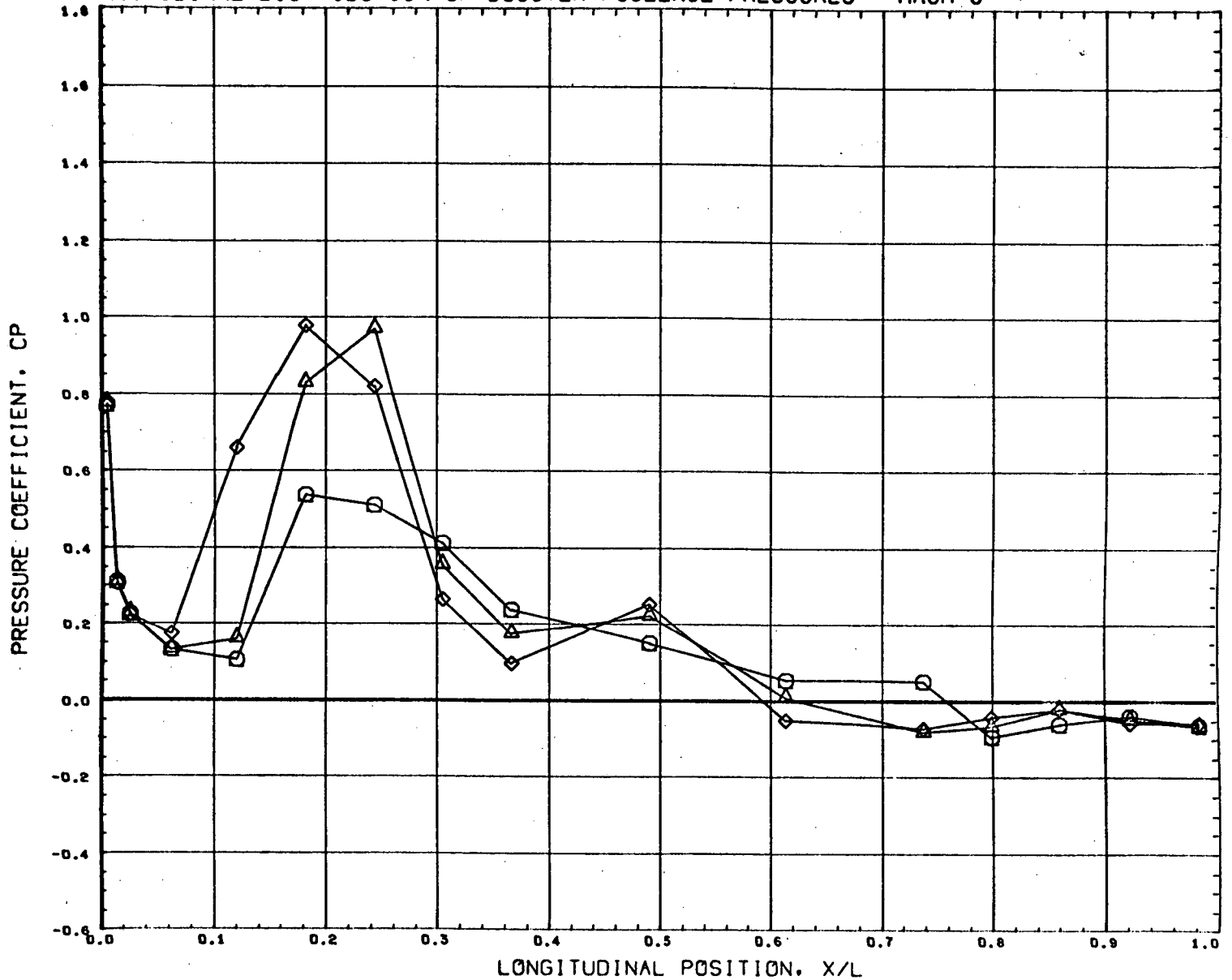
REFERENCE FILE

AEDC VA1163 MDAC BOOSTER (BODY)

•AT8334•

PAGE 176

LONGITUDINAL DISTRIBUTION OF BOOSTER FUSELAGE PRESSURES - MACH 3



SYMBOL	DELTA X	THETA	DELTA Z
○	0.042	0.000	0.105
△	0.104		
◇	0.169		

PARAMETRIC VALUES			
BETA	0.000	ALPHAB	10.000
MACH	3.000	ALPHA1	0.000
ORBPOW	0.000	BSTPOW	0.000

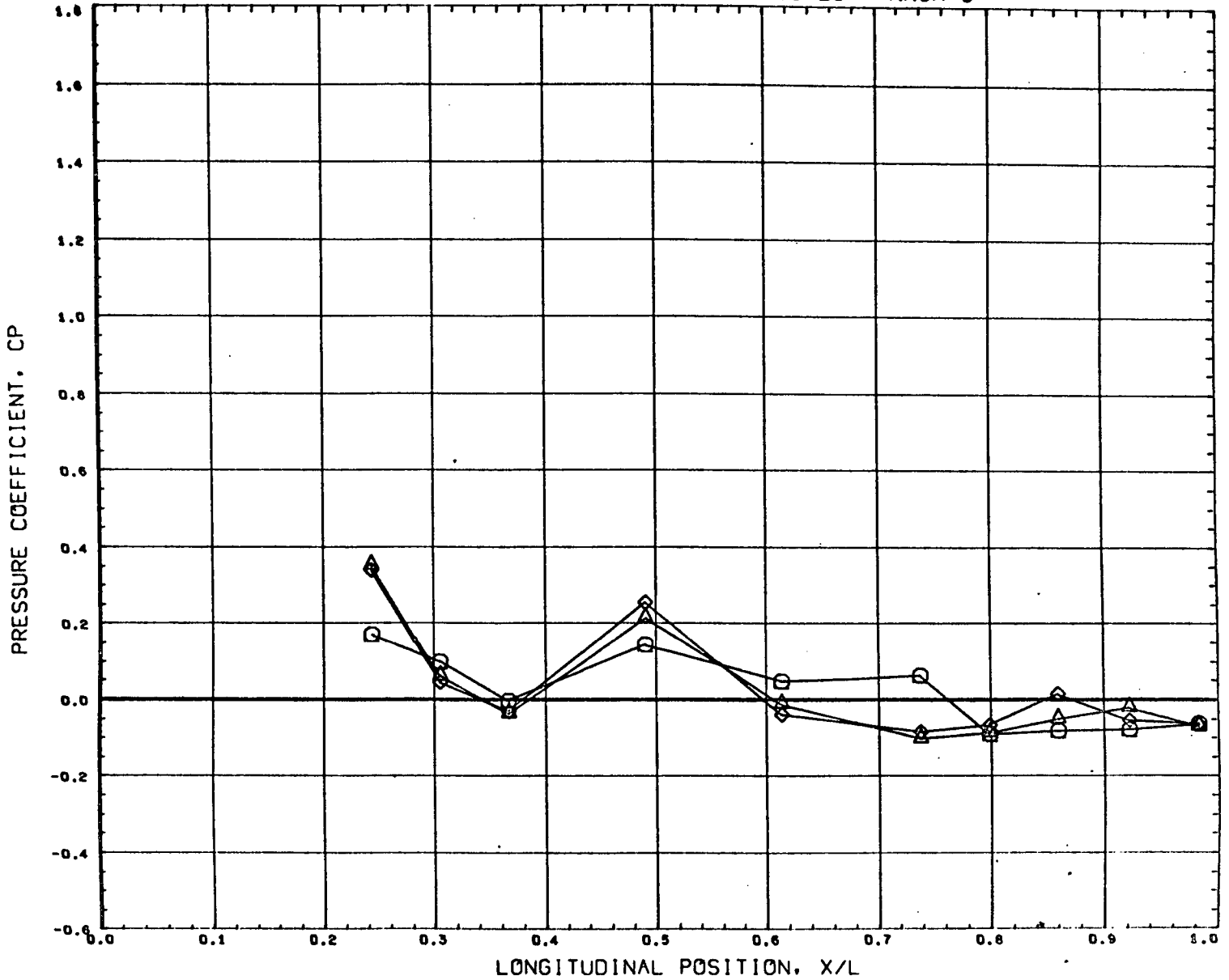
REFERENCE FILE

AEDC VA1163 MDAC BOOSTER (BODY)

•AT8335•

PAGE 177

LONGITUDINAL DISTRIBUTION OF BOOSTER FUSELAGE PRESSURES - MACH 3

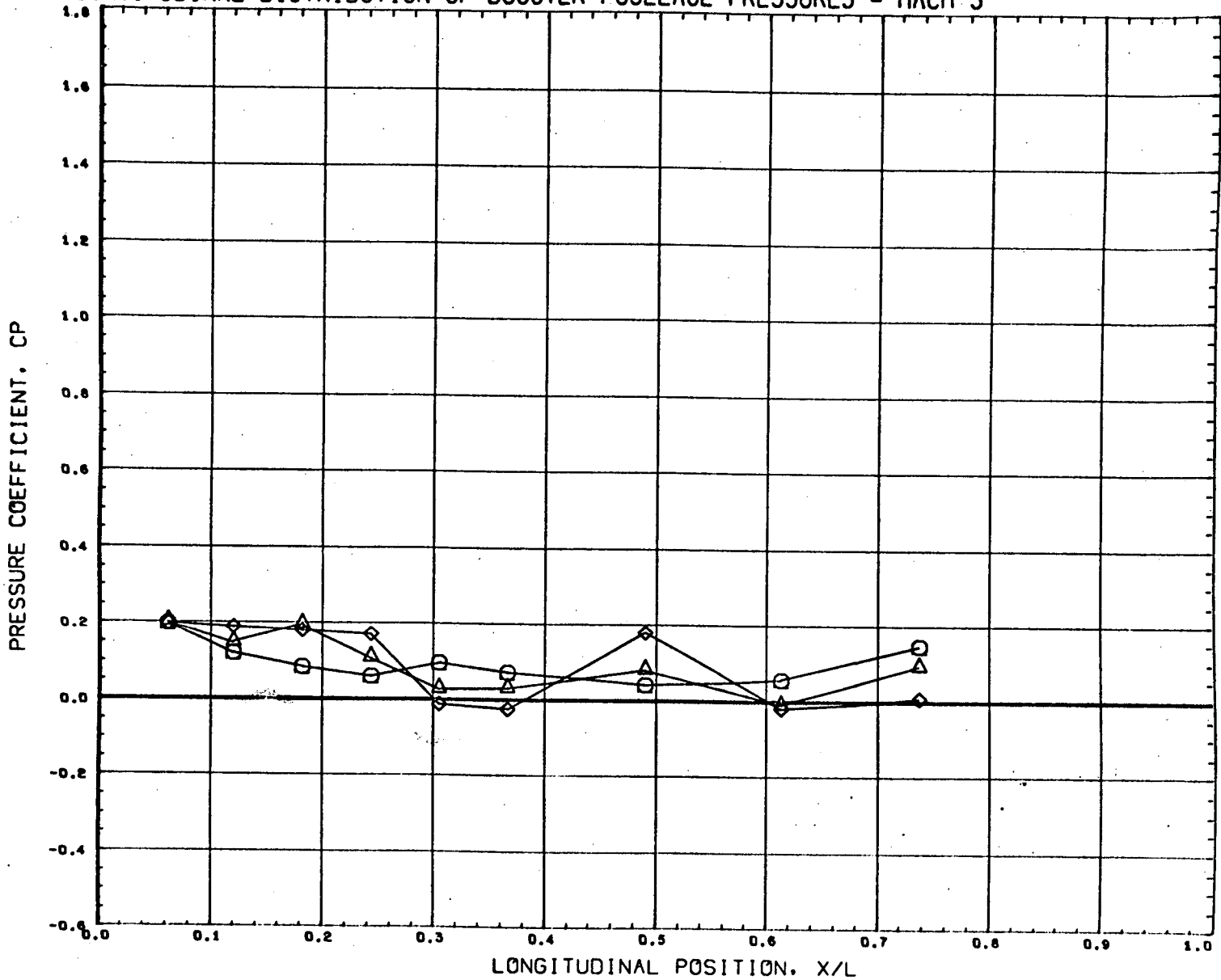


SYMBOL	DELTA X	THETA	DELTA Z
○	0.042	24.000	0.105
△	0.104		
◇	0.165		

PARAMETRIC VALUES			
BETA	0.000	ALPHAB	10.000
MACH	3.000	ALPHA1	0.000
ORBPOW	0.000	BSTPOW	0.000

REFERENCE FILE

LONGITUDINAL DISTRIBUTION OF BOOSTER FUSELAGE PRESSURES - MACH 3



SYMBOL	DELTA X	THETA	DELTA Z
○	0.042	45.000	0.105
△	0.104		
◇	0.165		

PARAMETRIC VALUES			
BETA	0.000	ALPHAB	10.000
MACH	3.000	ALPHA I	0.000
ORBPOW	0.000	BSTPOW	0.000

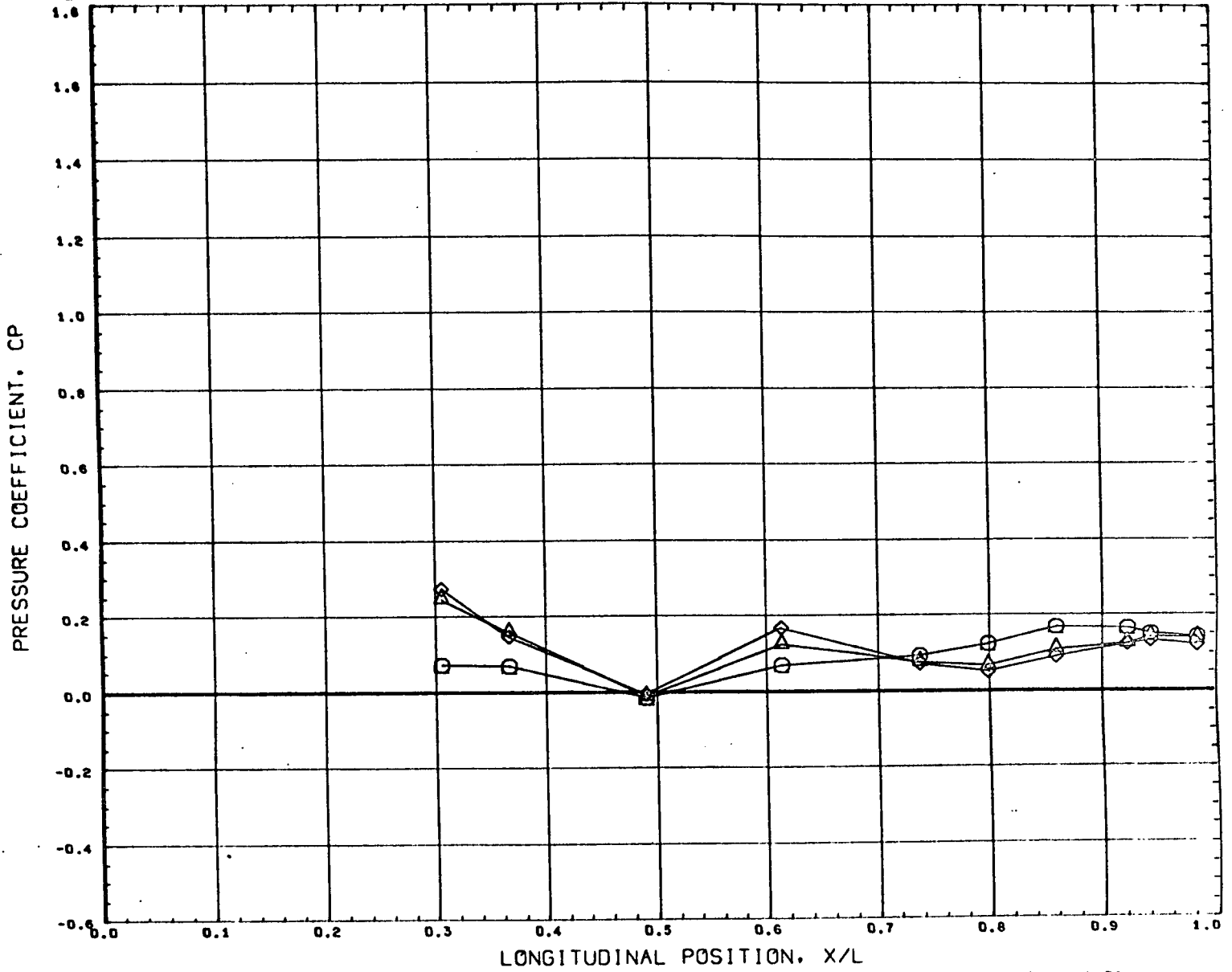
REFERENCE FILE

AEDC VA1163 MDAC BOOSTER (BODY)

•AT8335•

PAGE 179

LONGITUDINAL DISTRIBUTION OF BOOSTER FUSELAGE PRESSURES - MACH 3



SYMBOL	DELTA X	THETA	DELTA Z
○	0.042	90.000	0.105
△	0.104		
◇	0.165		

PARAMETRIC VALUES			
BETA	0.000	ALPHA B	10.000
MACH	3.000	ALPHA I	0.000
ORBPOW	0.000	BSTPOW	0.000

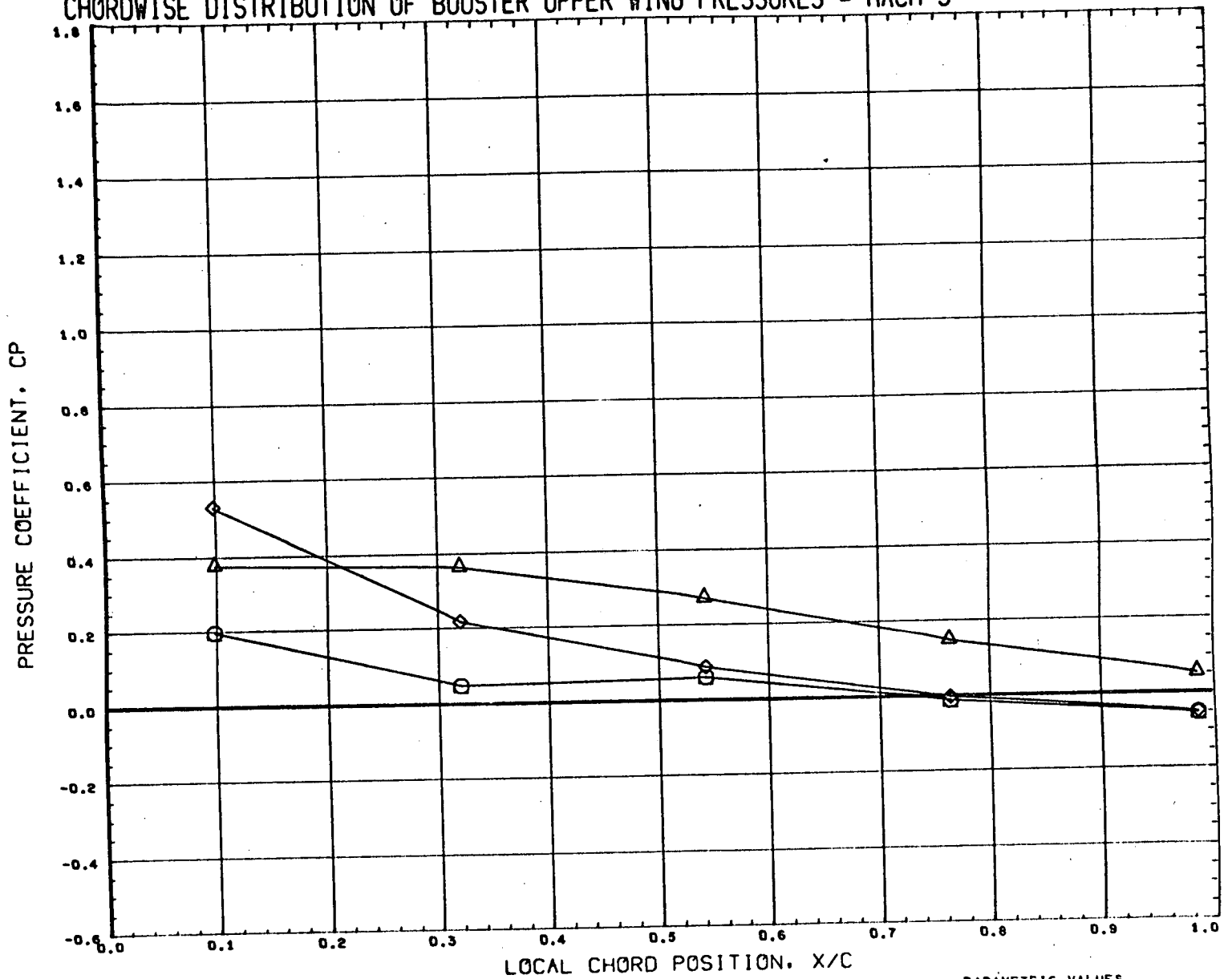
REFERENCE FILE

AEDC VA1163 MDAC BOOSTER (BODY)

•AT8335•

PAGE 180

CHORDWISE DISTRIBUTION OF BOOSTER UPPER WING PRESSURES - MACH 3



SYMBOL	DELTA X	Y/B	DELTA Z
○	0.143	0.221	0.120
△	0.103		
◇	0.228		

PARAMETRIC VALUES			
BETA	0.000	ALPHAB	- 9.979
MACH	3.000	ALPHA1	0.000
ORBPOW	100.000	BSTPOW	50.000

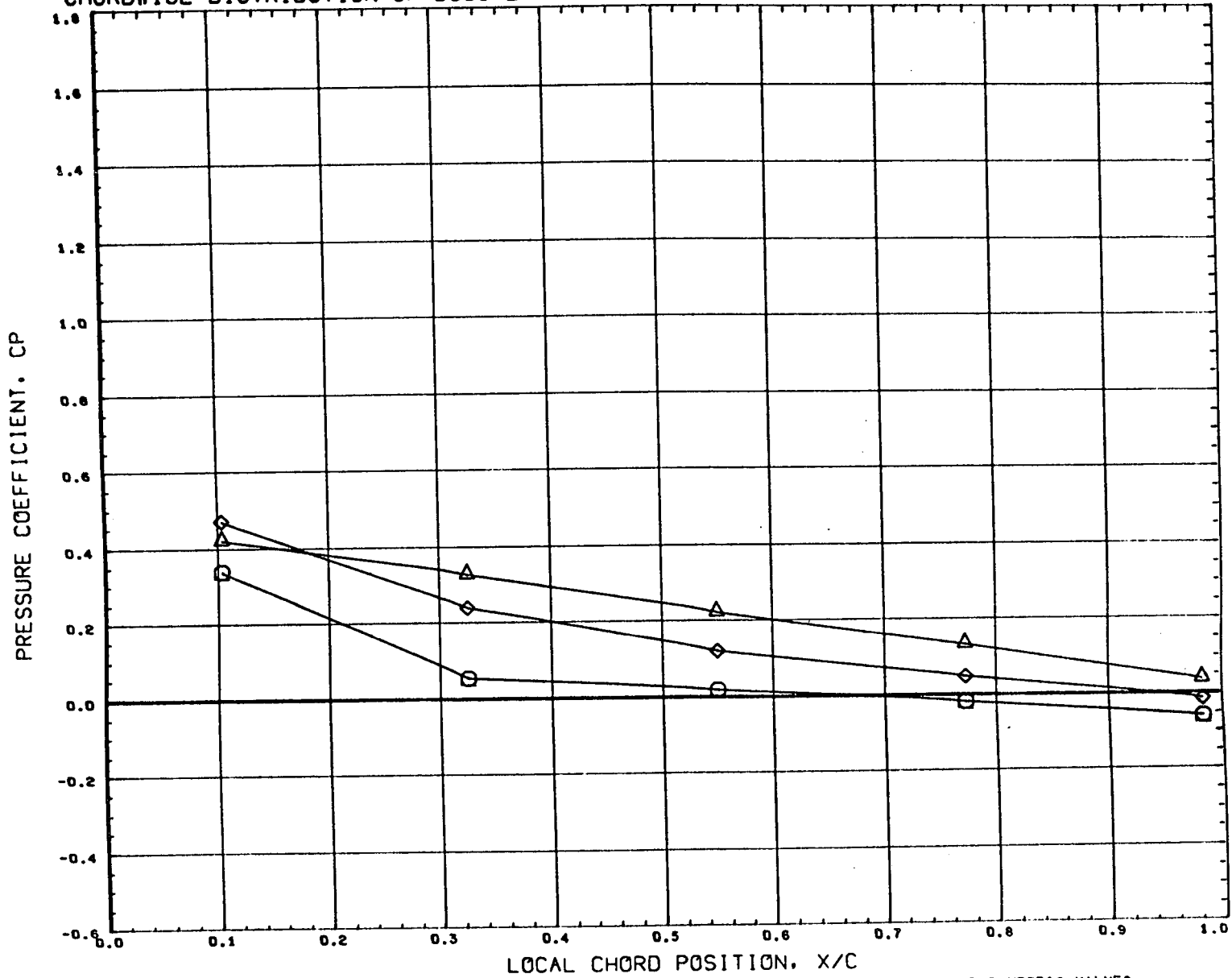
REFERENCE FILE

AEDC VA1163 MDAC BOOSTER (UPPER WING)

•BT8311•

PAGE 181

CHORDWISE DISTRIBUTION OF BOOSTER UPPER WING PRESSURES - MACH 3



SYMBOL	DELTA X	Y/B	DELTA Z
○	0.143	0.359	0.120
△	0.103		
◇	0.228		

PARAMETRIC VALUES		
BETA	0.000	ALPHAB - 9.979
MACH	3.000	ALPHA I 0.000
ORBPOW	100.000	BSTPOW 50.000

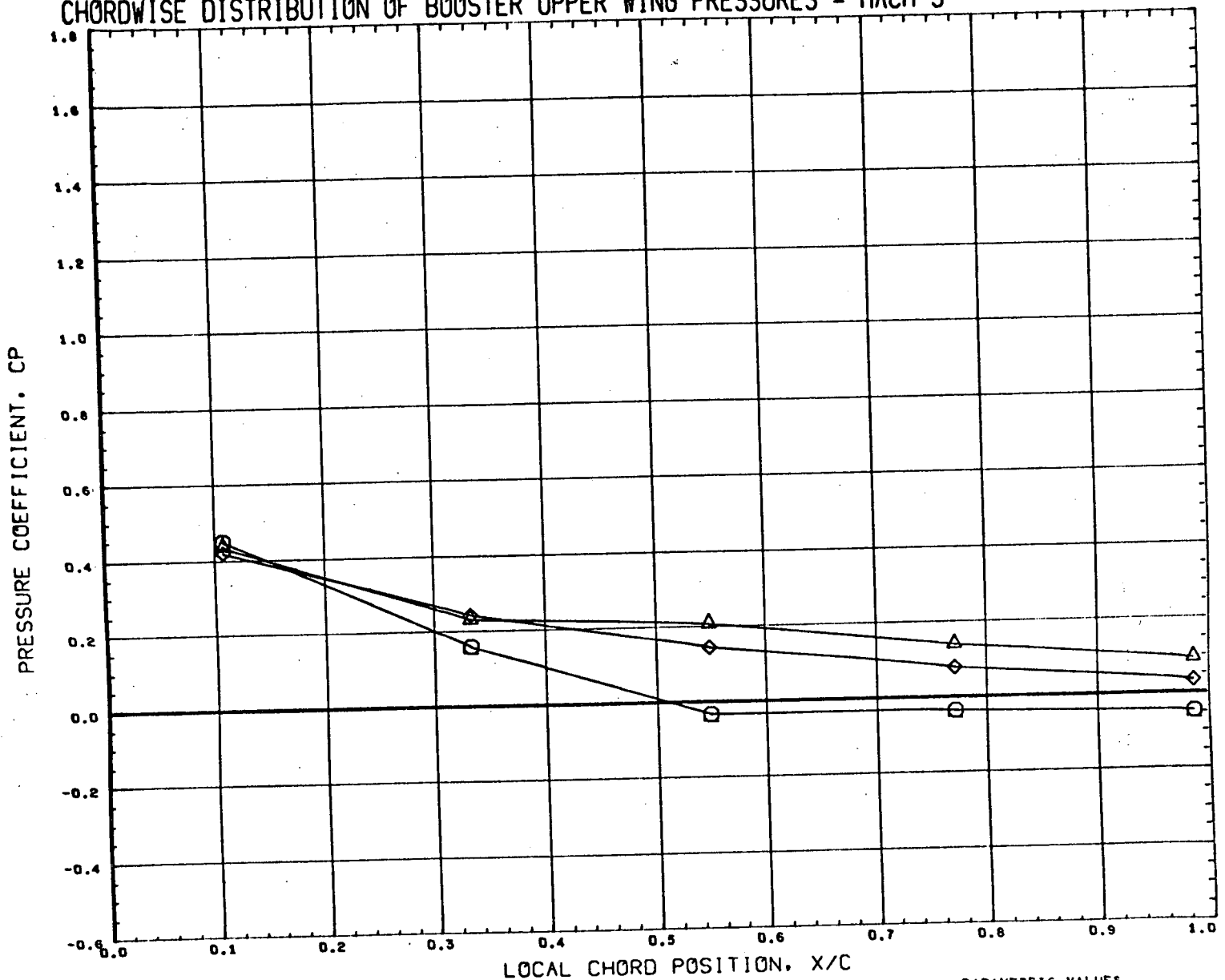
REFERENCE FILE

AEDC VA1163 MDAC BOOSTER (UPPER WING)

•BT8311•

PAGE 182

CHORDWISE DISTRIBUTION OF BOOSTER UPPER WING PRESSURES - MACH 3



SYMBOL	DELTA X	Y/B	DELTA Z
○	0.143	0.497	0.120
△	0.103		
◇	0.228		

PARAMETRIC VALUES			
BETA	0.000	ALPHAB	- 9.979
MACH	3.000	ALPHA1	0.000
ORBPOW	100.000	BSTPOW	50.000

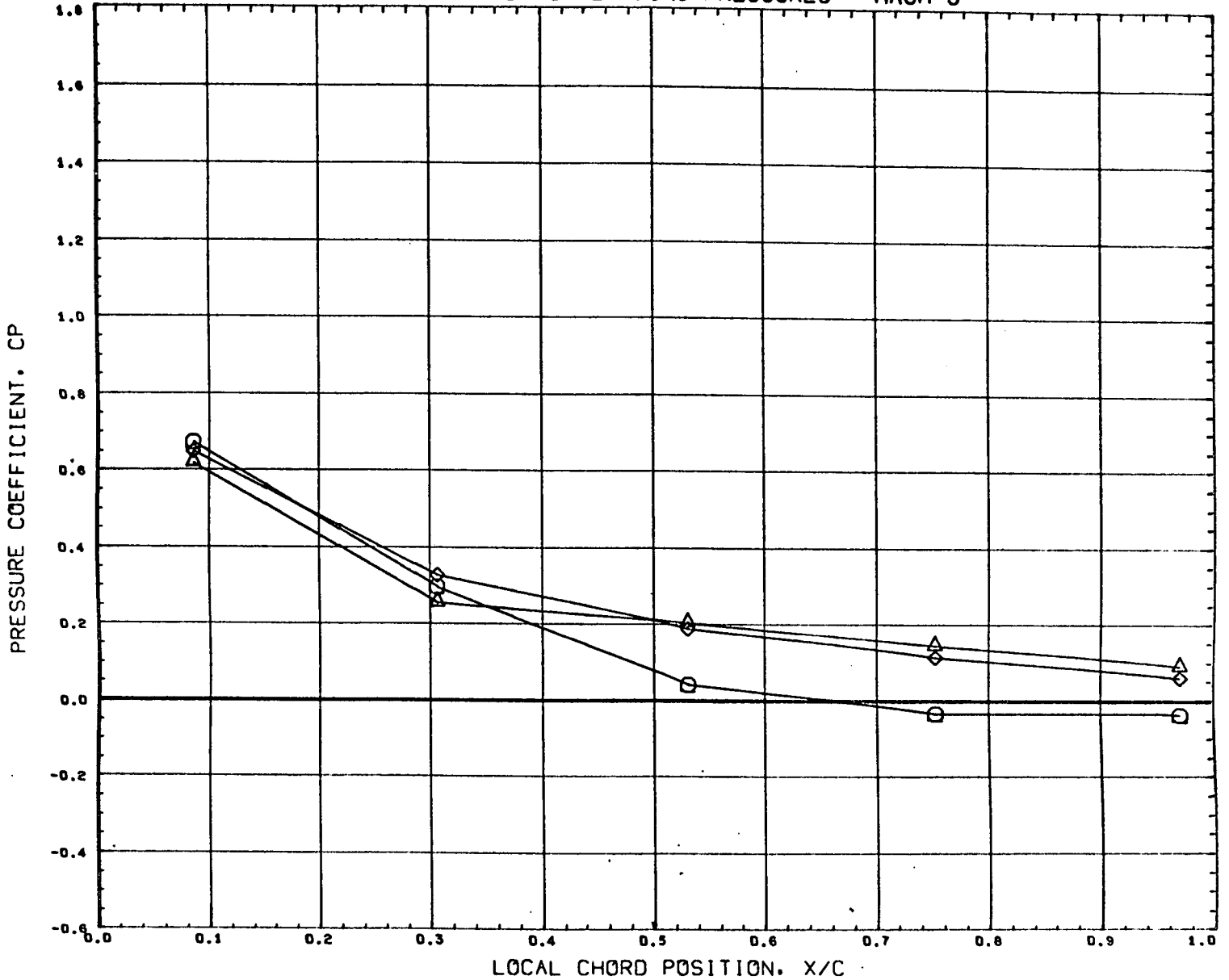
REFERENCE FILE

AEDC VA1163 MDAC BOOSTER (UPPER WING)

•BT8311•

PAGE 183

CHORDWISE DISTRIBUTION OF BOOSTER UPPER WING PRESSURES - MACH 3

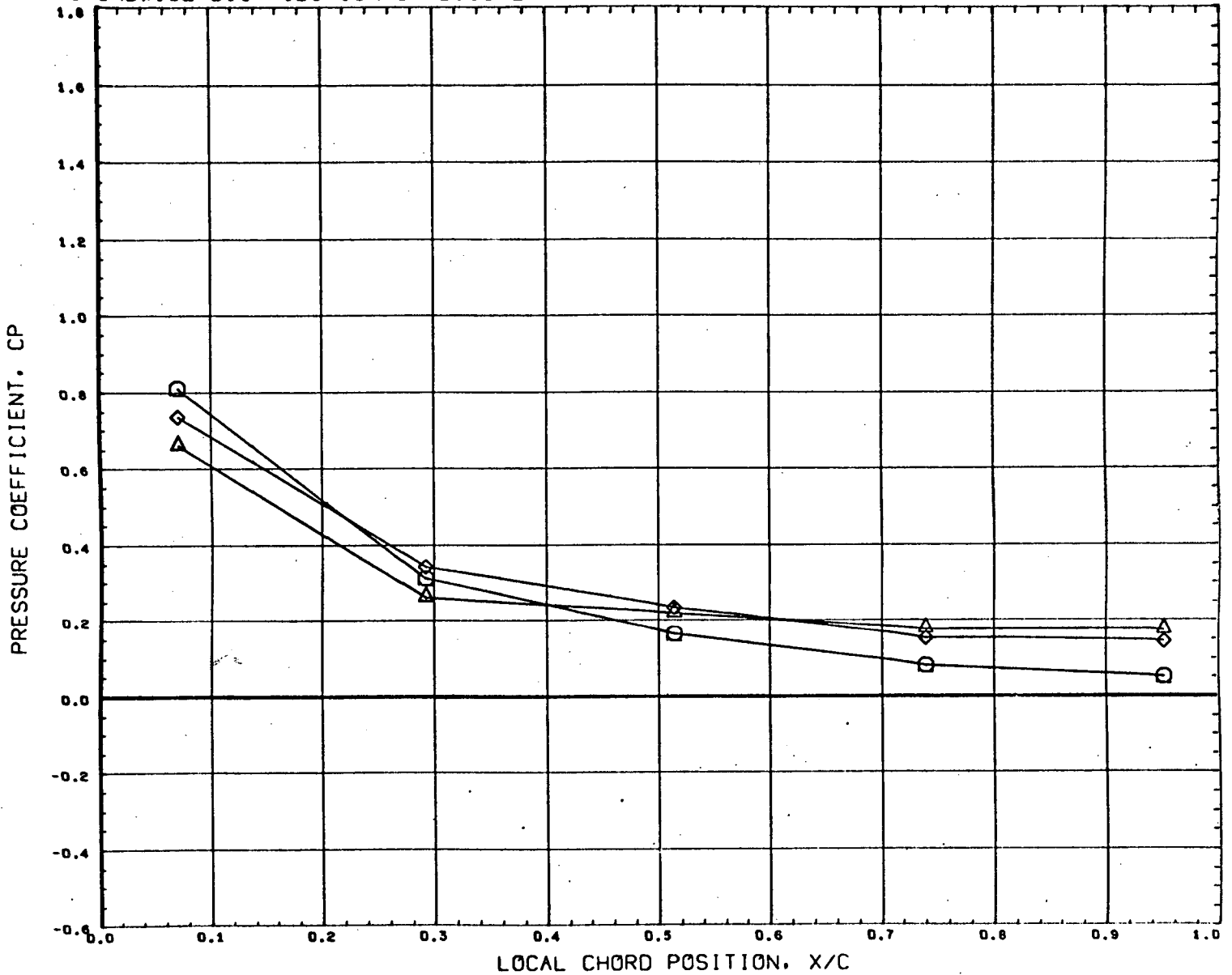


SYMBOL	DELTA X	Y/B	DELTA Z
○	0.143	0.635	0.120
△	0.103		
◇	0.228		

PARAMETRIC VALUES			
BETA	0.000	ALPHAB	- 9.979
MACH	3.000	ALPHA1	0.000
ORBPOW	100.000	BSTPOW	50.000

REFERENCE FILE

CHORDWISE DISTRIBUTION OF BOOSTER UPPER WING PRESSURES - MACH 3

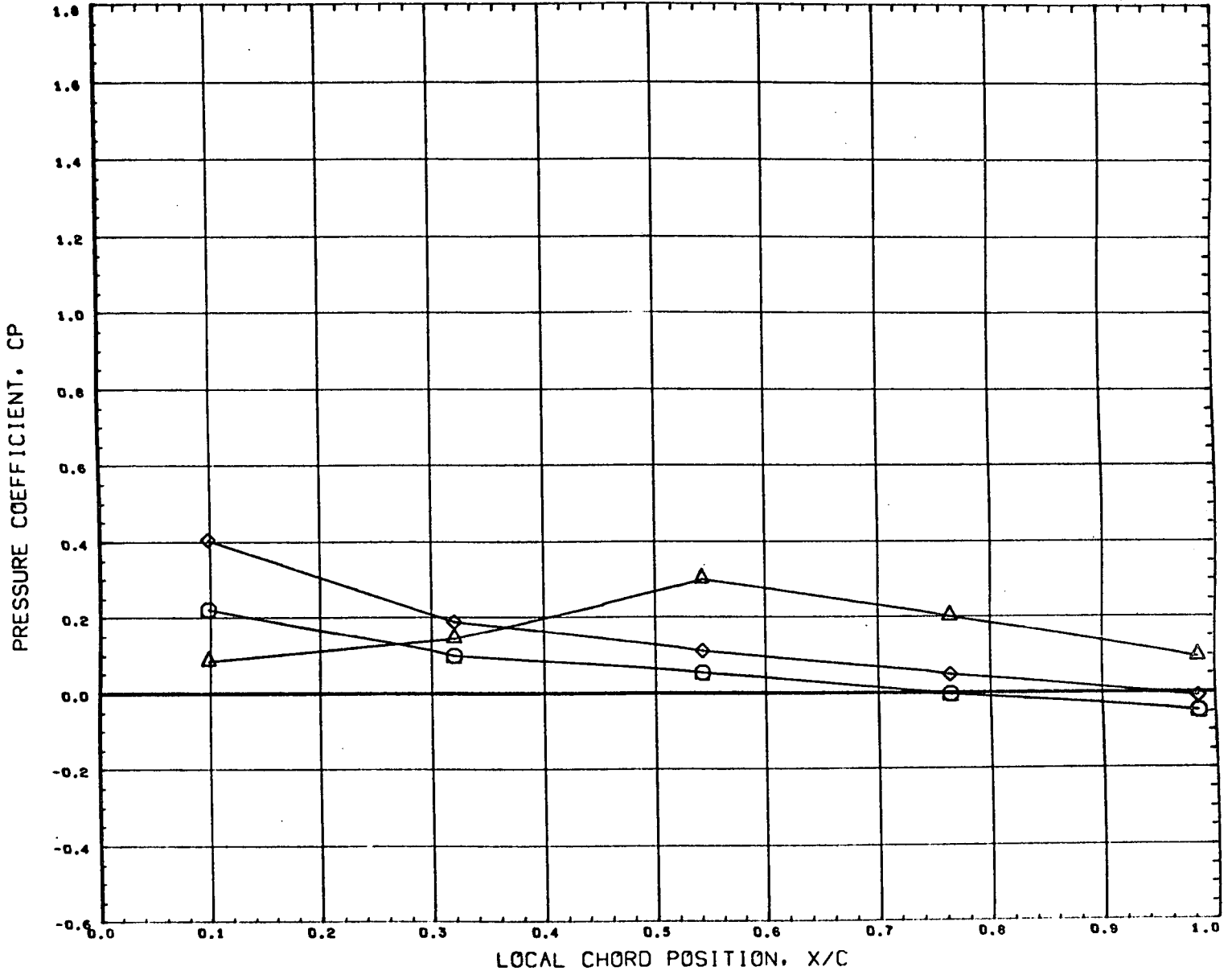


SYMBOL	DELTA X	Y/B	DELTA Z
○	0.143	0.773	0.120
△	0.103		
◇	0.228		

PARAMETRIC VALUES			
BETA	0.000	ALPHAB	9.979
MACH	3.000	ALPHA1	0.000
ORBPOW	100.000	BSTPOW	50.000

REFERENCE FILE

CHORDWISE DISTRIBUTION OF BOOSTER UPPER WING PRESSURES - MACH 3

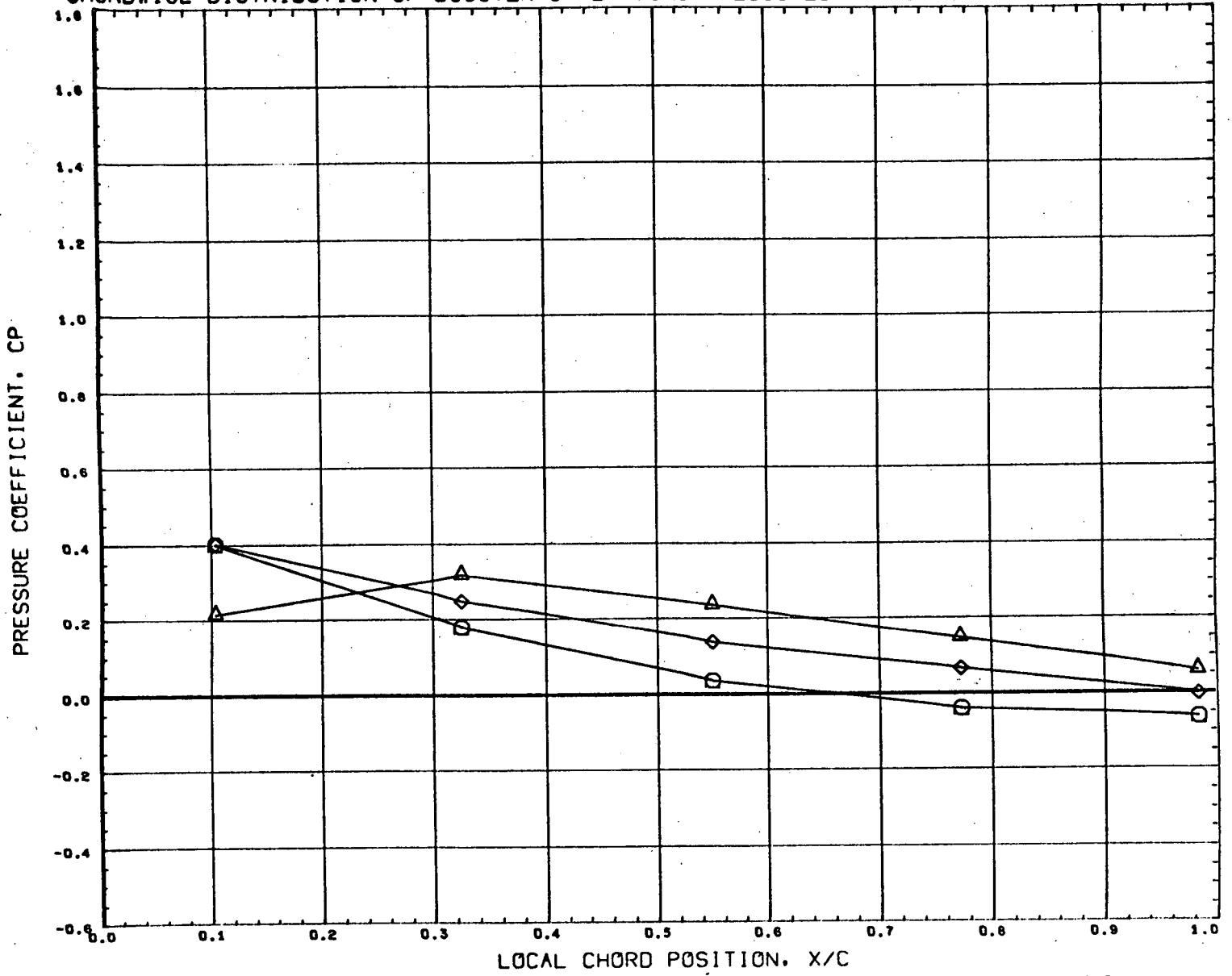


SYMBOL	DELTA X	Y/B	DELTA Z
○	0.143	0.221	0.151
△	0.104		
◇	0.226		

PARAMETRIC VALUES			
BETA	0.000	ALPHAB	- 9.979
MACH	3.000	ALPHA I	0.000
ORBPOW	100.000	BSTPOW	50.000

REFERENCE FILE

CHORDWISE DISTRIBUTION OF BOOSTER UPPER WING PRESSURES - MACH 3

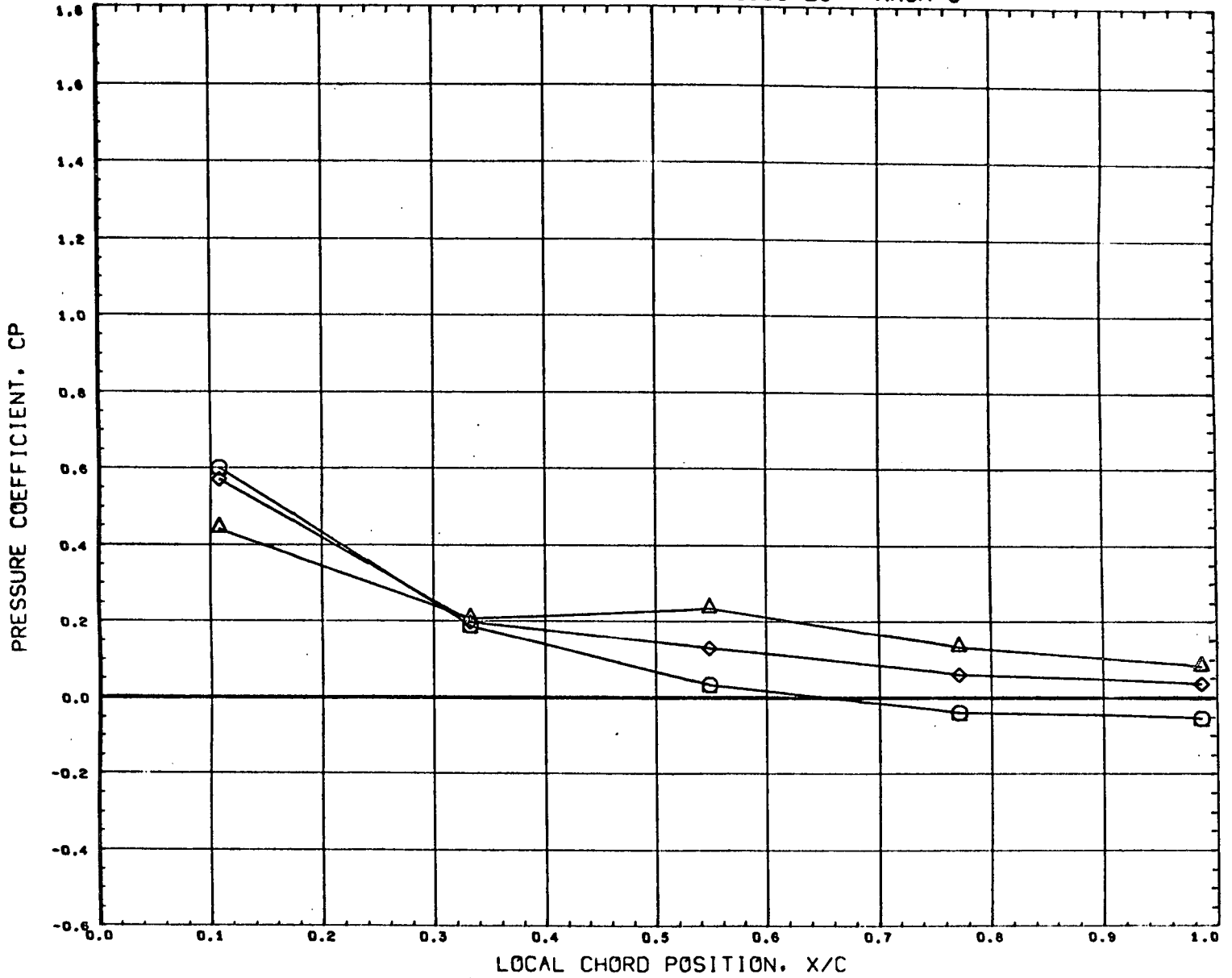


SYMBOL	DELTA X	Y/B	DELTA Z
○	0.143	0.359	0.151
△	0.104		
◇	0.226		

PARAMETRIC VALUES			
BETA	0.000	ALPHAB	- 9.979
MACH	3.000	ALPHA1	0.000
ORBPOW	100.000	BSTPOW	50.000

REFERENCE FILE

CHORDWISE DISTRIBUTION OF BOOSTER UPPER WING PRESSURES - MACH 3



SYMBOL	DELTA X	Y/B	DELTA Z
○	0.143	0.497	0.151
△	0.104		
◇	0.226		

PARAMETRIC VALUES			
BETA	0.000	ALPHA B	- 9.979
MACH	3.000	ALPHA I	0.000
ORBPOW	100.000	ESTPOW	50.000

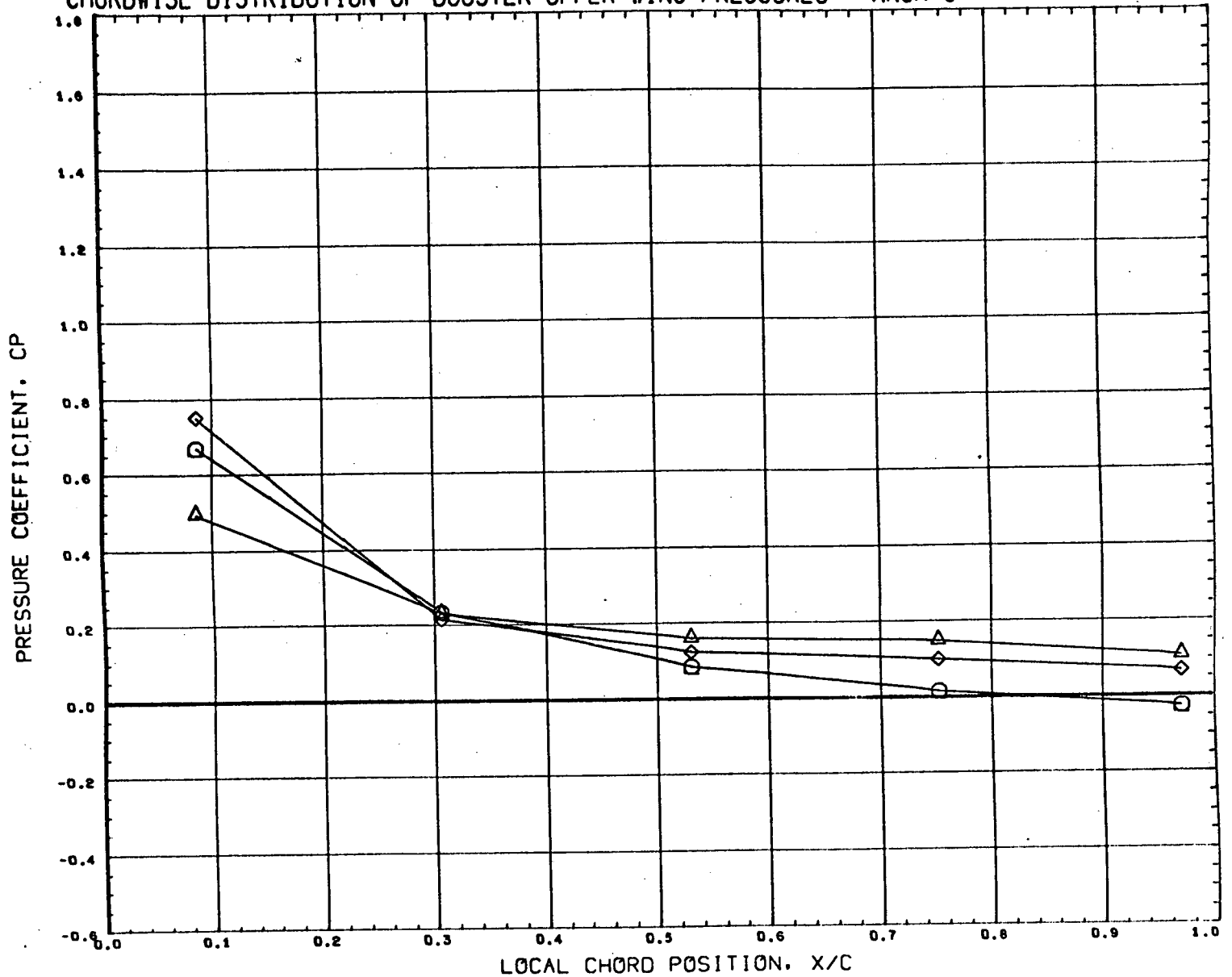
REFERENCE FILE

AEDC VA1163 MDAC BOOSTER (UPPER WING)

•BT8311•

PAGE 188

CHORDWISE DISTRIBUTION OF BOOSTER UPPER WING PRESSURES - MACH 3

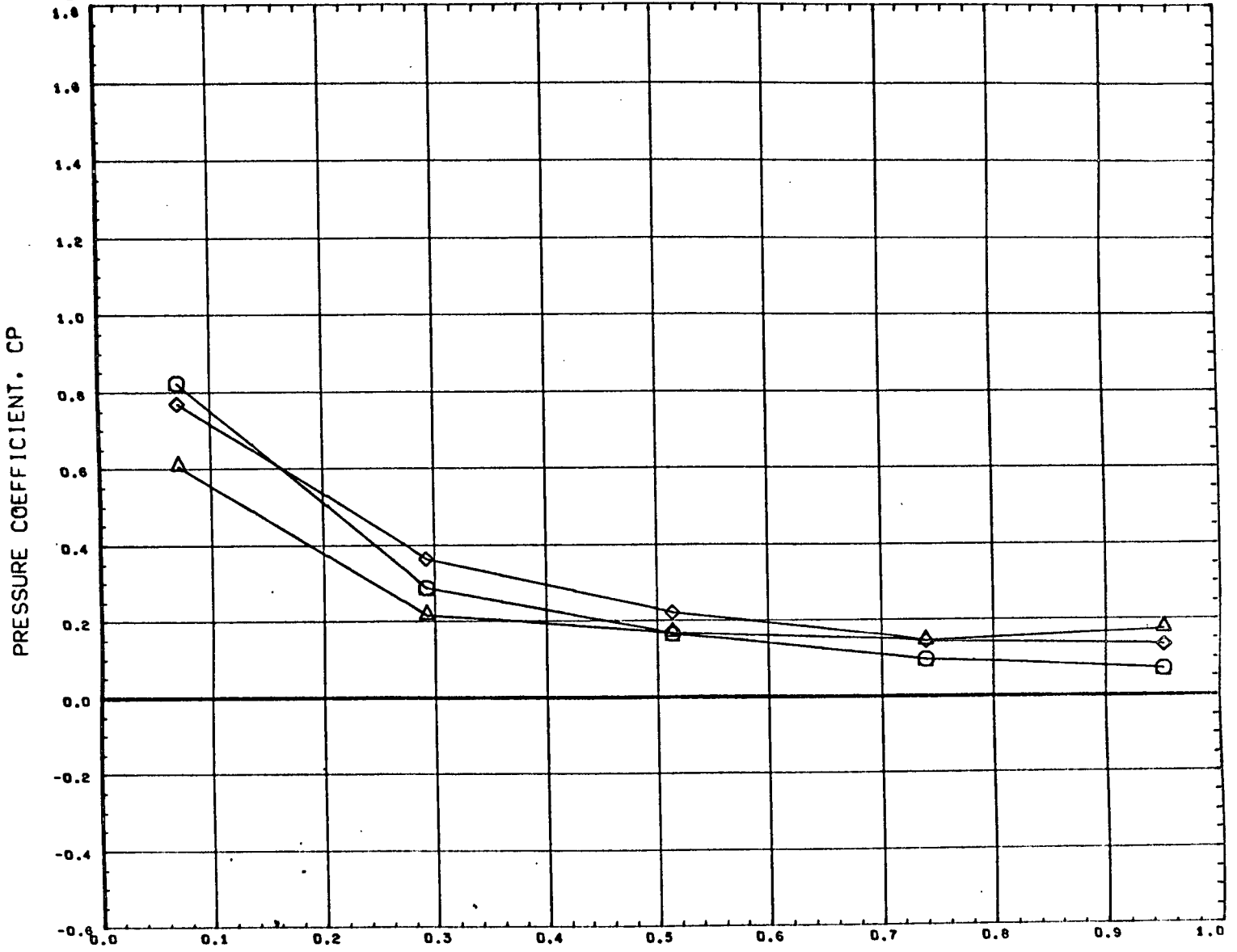


SYMBOL	DELTA X	Y/B	DELTA Z
○	0.143	0.635	0.151
△	0.104		
◇	0.226		

PARAMETRIC VALUES			
BETA	0.000	ALPHAB	- 9.979
MACH	3.000	ALPHA I	0.000
ORBPOW	100.000	BSTPOW	50.000

REFERENCE FILE

CHORDWISE DISTRIBUTION OF BOOSTER UPPER WING PRESSURES - MACH 3

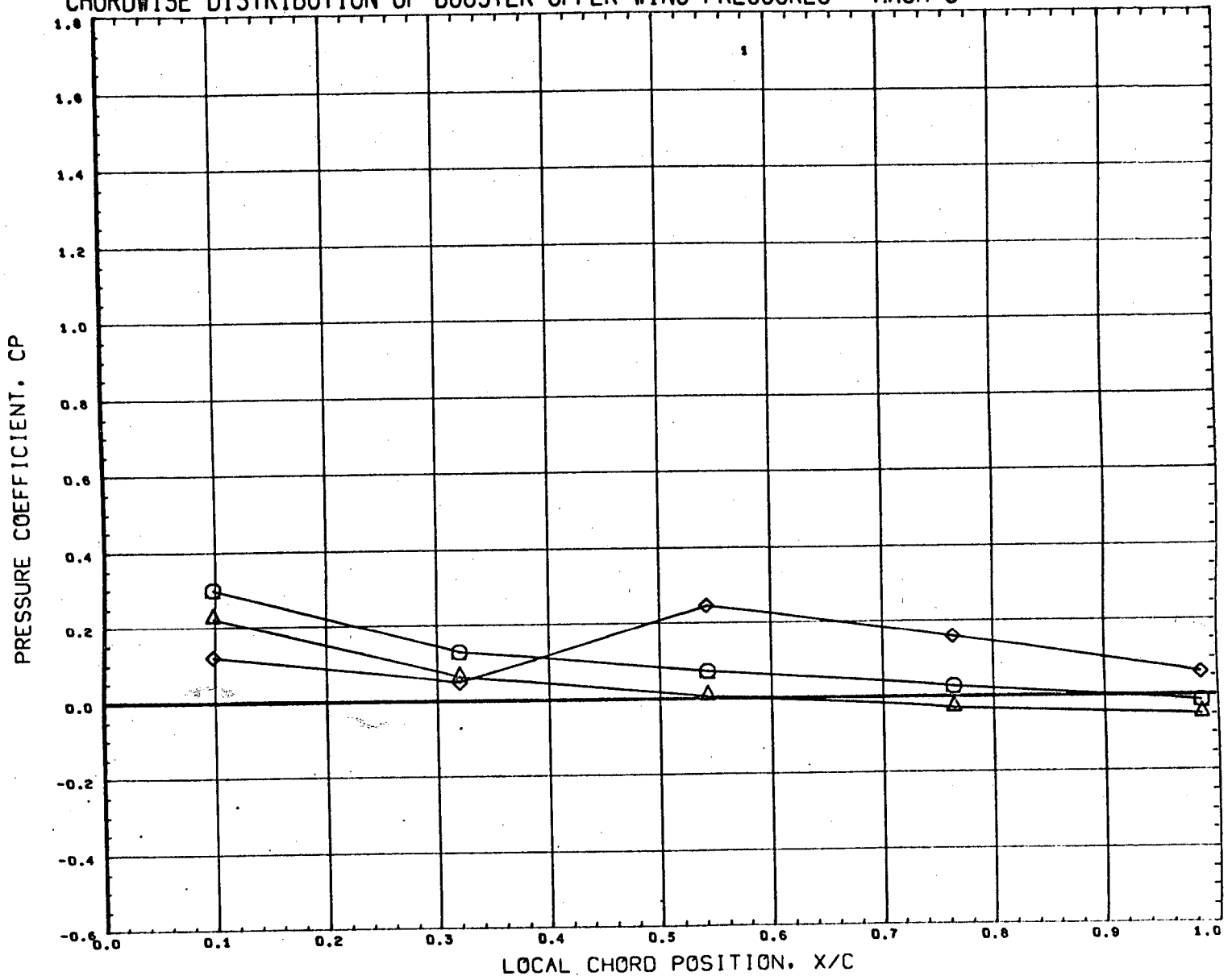


SYMBOL	DELTA X	Y/B	DELTA Z
○	0.143	0.773	0.151
△	0.104		
◇	0.226		

PARAMETRIC VALUES			
BETA	0.000	ALPHAB	- 9.979
MACH	3.000	ALPHA1	0.000
ORBPOW	100.000	BSTPOW	50.000

REFERENCE FILE

CHORDWISE DISTRIBUTION OF BOOSTER UPPER WING PRESSURES - MACH 3



SYMBOL	DELTA X	Y/B	DELTA Z
○	0.143	0.221	0.228
△	0.103		
◇	0.226		

PARAMETRIC VALUES			
BETA	0.000	ALPHAB	- 9.979
MACH	3.000	ALPHA1	0.000
ORBPOW	100.000	BSTPOW	50.000

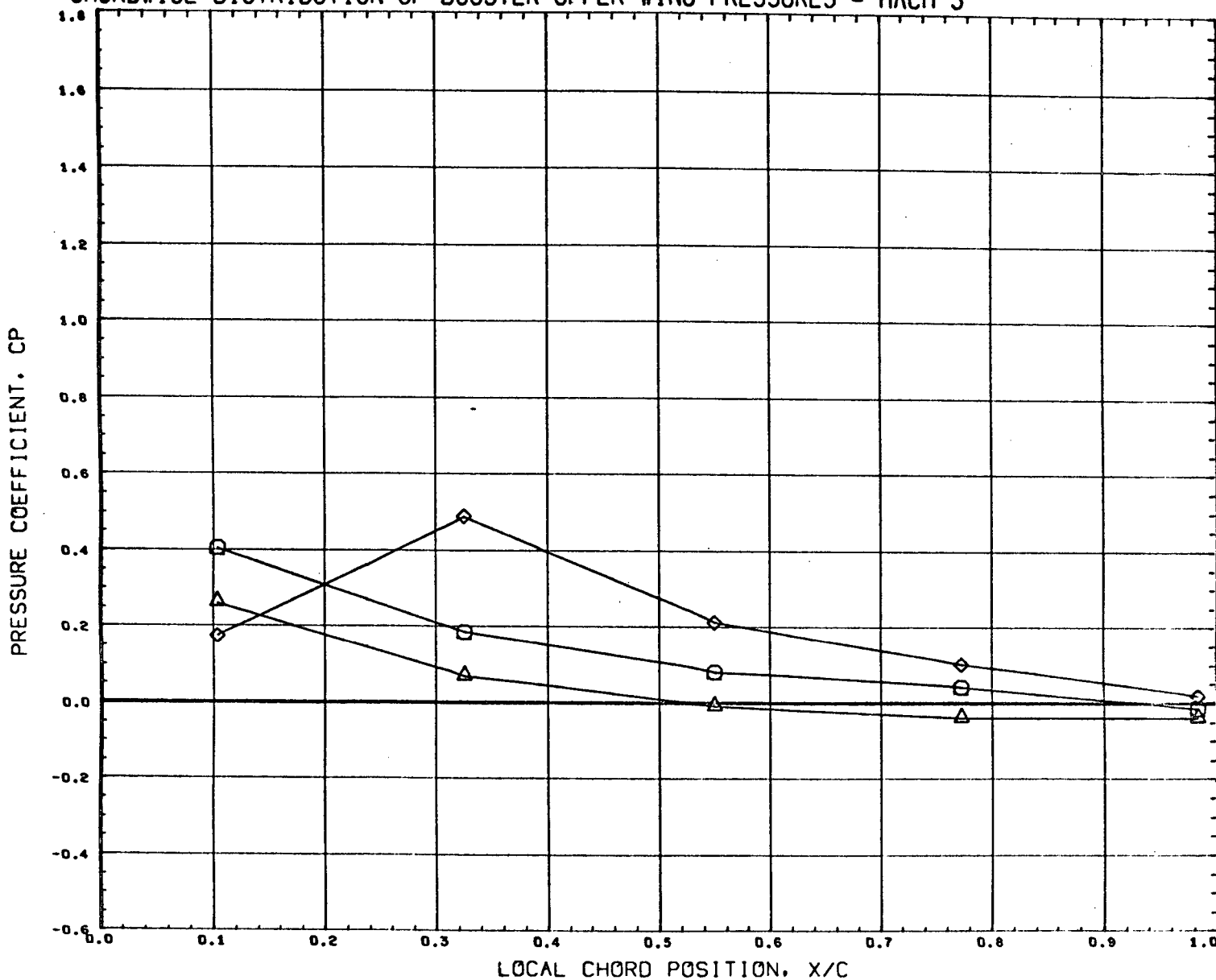
REFERENCE FILE

AEDC VA1163 MDAC BOOSTER (UPPER WING)

•BT8311•

PAGE 191

CHORDWISE DISTRIBUTION OF BOOSTER UPPER WING PRESSURES - MACH 3



SYMBOL	DELTA X	Y/B	DELTA Z
○	0.143	0.359	0.228
△	0.103		
◇	0.226		

PARAMETRIC VALUES			
BETA	0.000	ALPHA B	9.979
MACH	3.000	ALPHA I	0.000
ORBPOW	100.000	BSTPOW	50.000

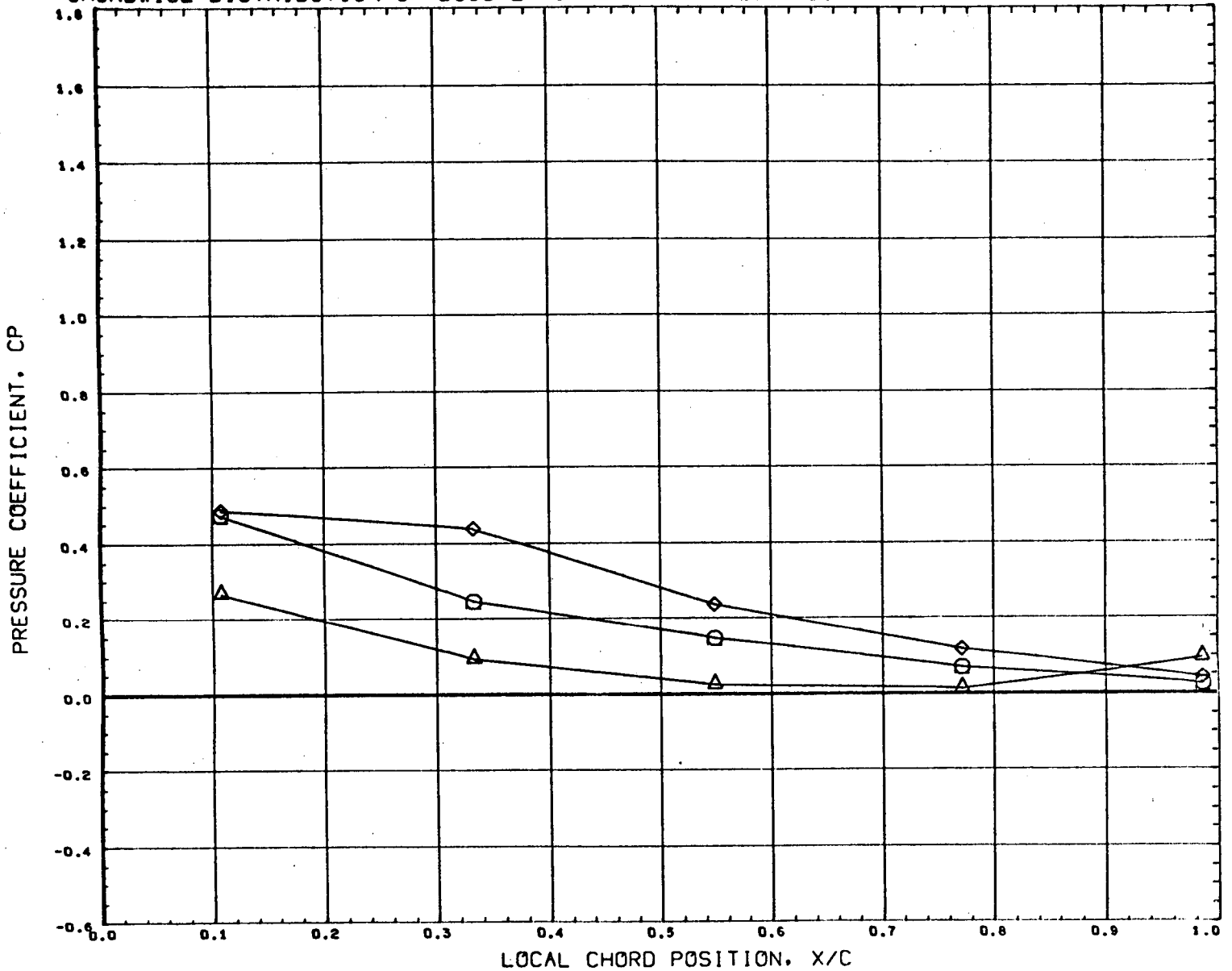
REFERENCE FILE

AEDC VA1163 MDAC BOOSTER (UPPER WING)

•BT8311•

PAGE 192

CHORDWISE DISTRIBUTION OF BOOSTER UPPER WING PRESSURES - MACH 3



SYMBOL	DELTA X	Y/B	DELTA Z
○	0.143	0.497	0.228
△	0.103		
◇	0.226		

PARAMETRIC VALUES			
BETA	0.000	ALPHAB	- 9.979
MACH	3.000	ALPHAI	0.000
ORBPOW	100.000	BSTPOW	50.000

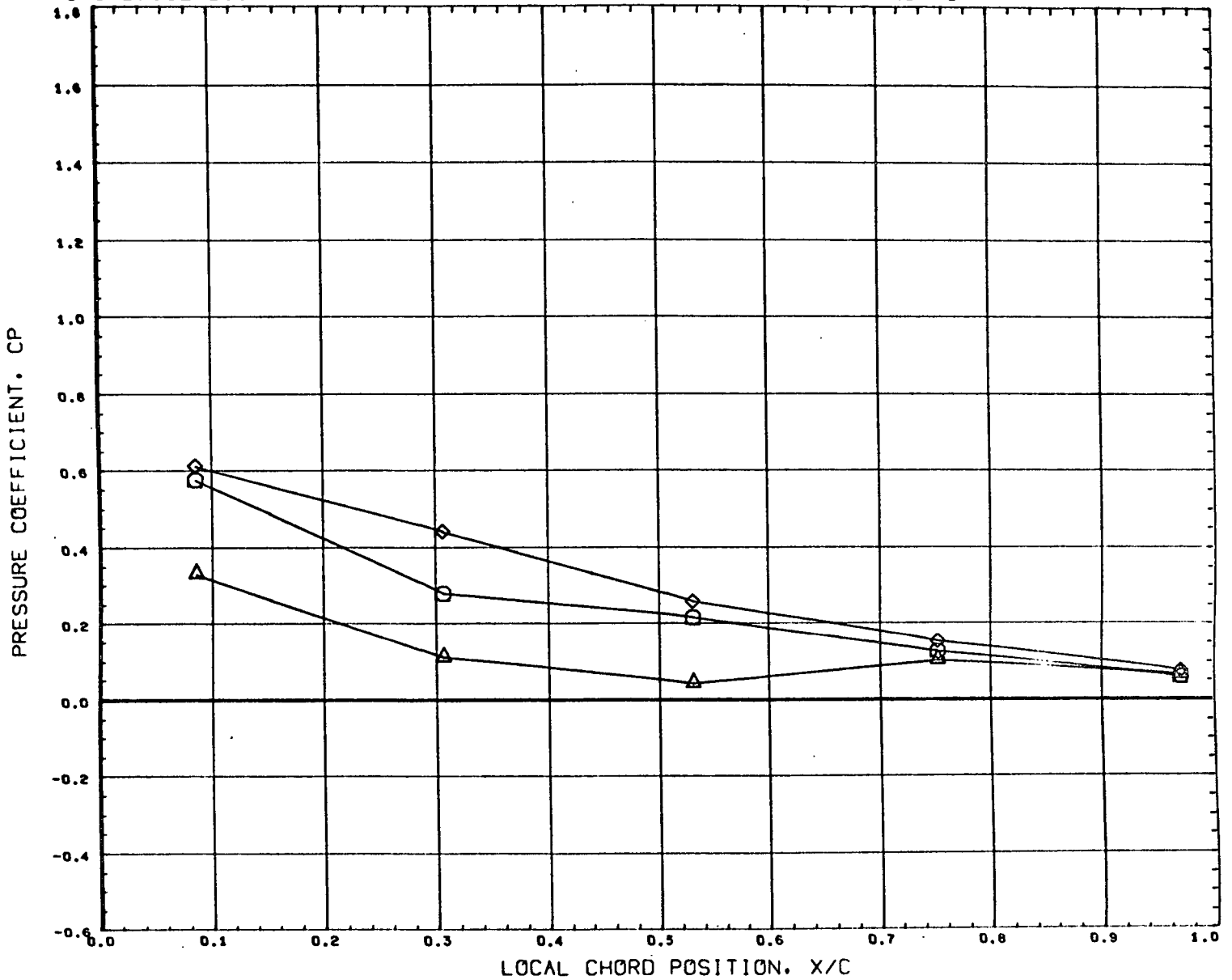
REFERENCE FILE

AEDC VA1163 MDAC BOOSTER (UPPER WING)

•BT8311•

PAGE 193

CHORDWISE DISTRIBUTION OF BOOSTER UPPER WING PRESSURES - MACH 3



SYMBOL	DELTA X	Y/B	DELTA Z
○	0.143	0.635	0.228
△	0.103		
◇	0.226		

PARAMETRIC VALUES			
BETA	0.000	ALPHAB	- 9.979
MACH	3.000	ALPHA I	0.000
ORBPOW	100.000	BSTPOW	50.000

REFERENCE FILE

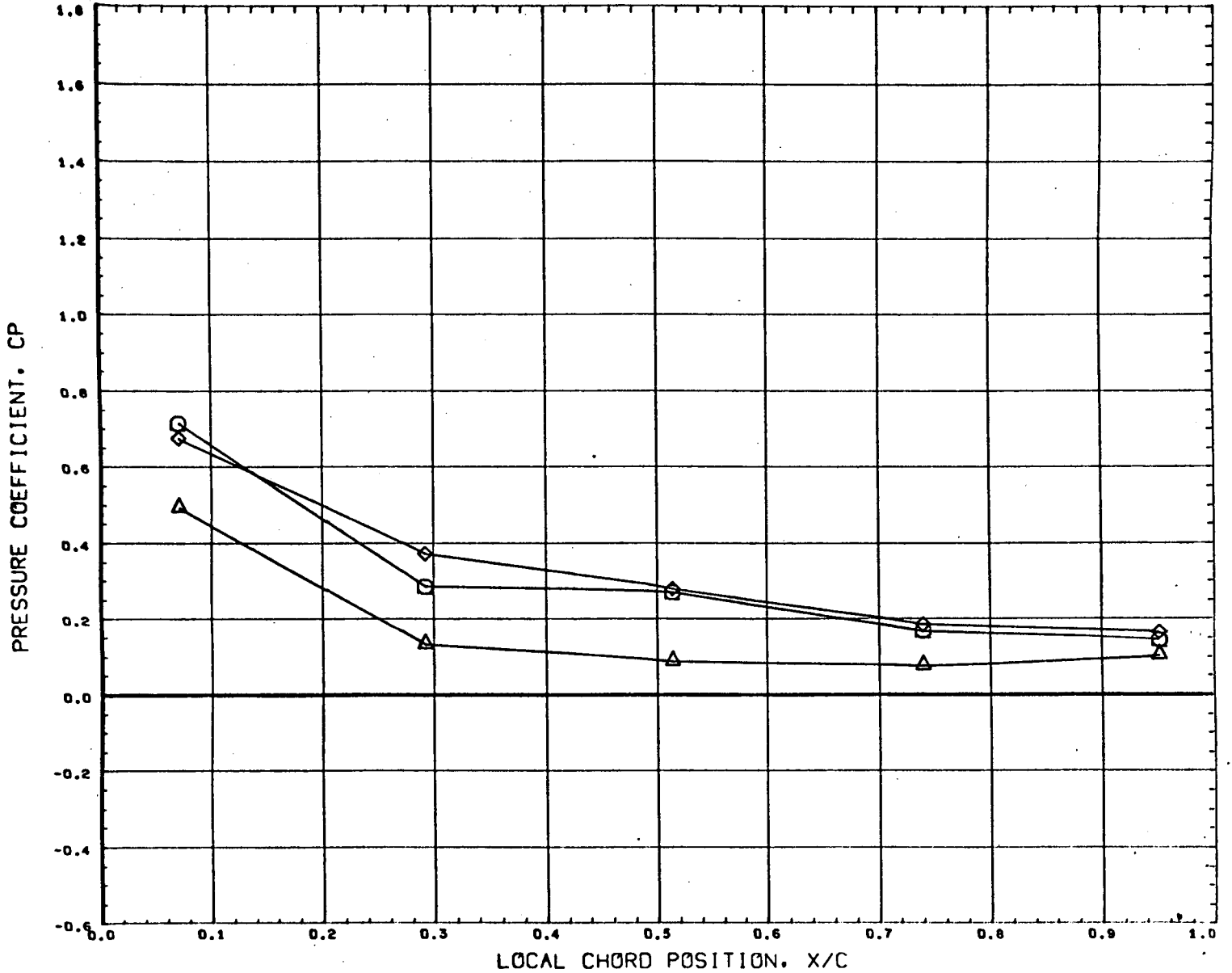
AEDC VA1163 MDAC BOOSTER (UPPER WING)

•BT8311•

PAGE 194

5/12

CHORDWISE DISTRIBUTION OF BOOSTER UPPER WING PRESSURES - MACH 3

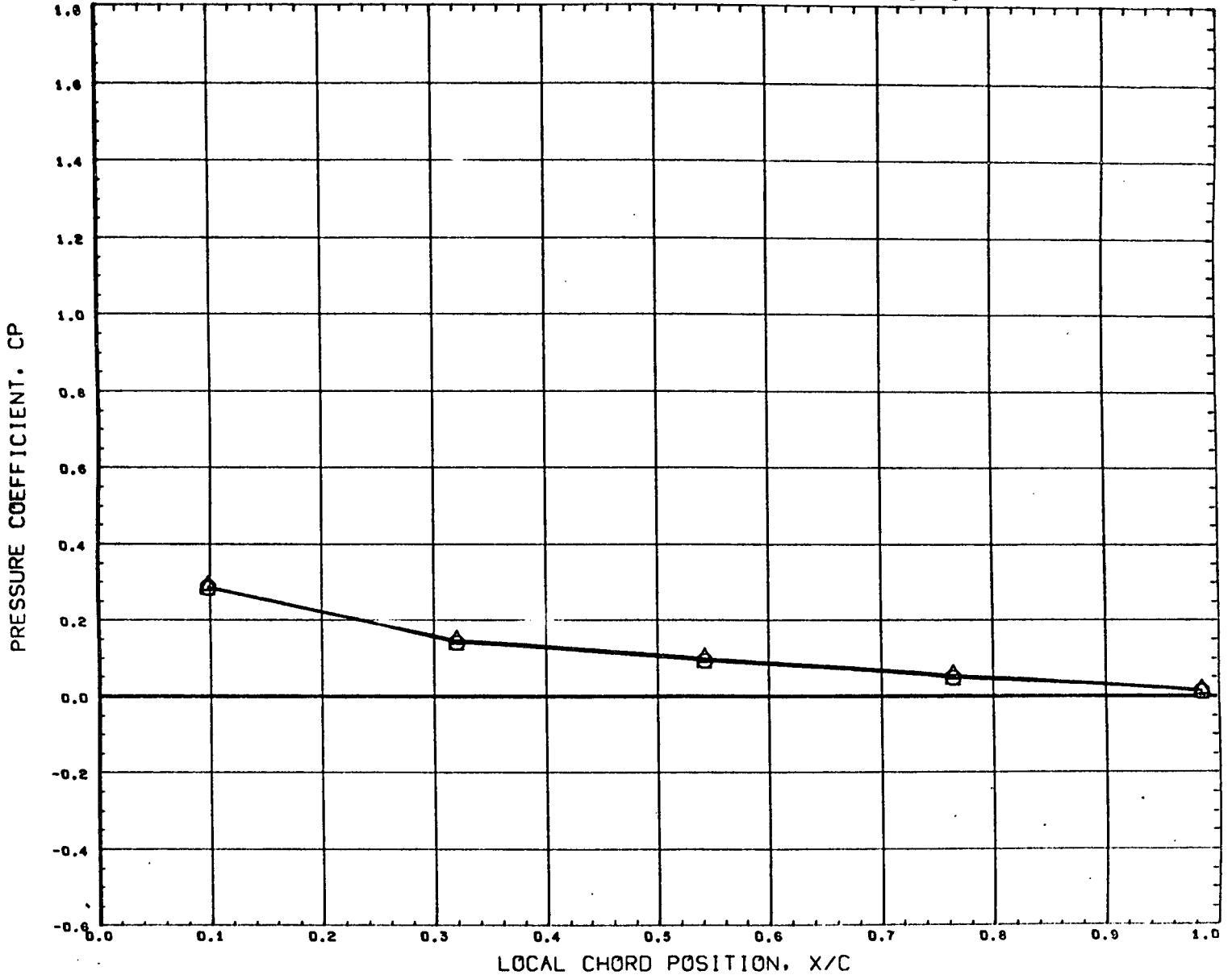


SYMBOL	DELTA X	Y/B	DELTA Z
○	0.143	0.773	0.228
△	0.103		
◇	0.228		

PARAMETRIC VALUES			
BETA	0.000	ALPHAB	- 9.979
MACH	3.000	ALPHA1	0.000
ORBPOW	100.000	BSTPOW	50.000

REFERENCE FILE

CHORDWISE DISTRIBUTION OF BOOSTER UPPER WING PRESSURES - MACH 3



SYMBOL	DELTA X	Y/B	DELTA Z
○	0.390	0.221	0.908
△	0.480		

PARAMETRIC VALUES		
BETA	0.000	ALPHAB - 9.979
MACH	3.000	ALPHA I 0.000
ORBPOW	100.000	BSTPOW 50.000

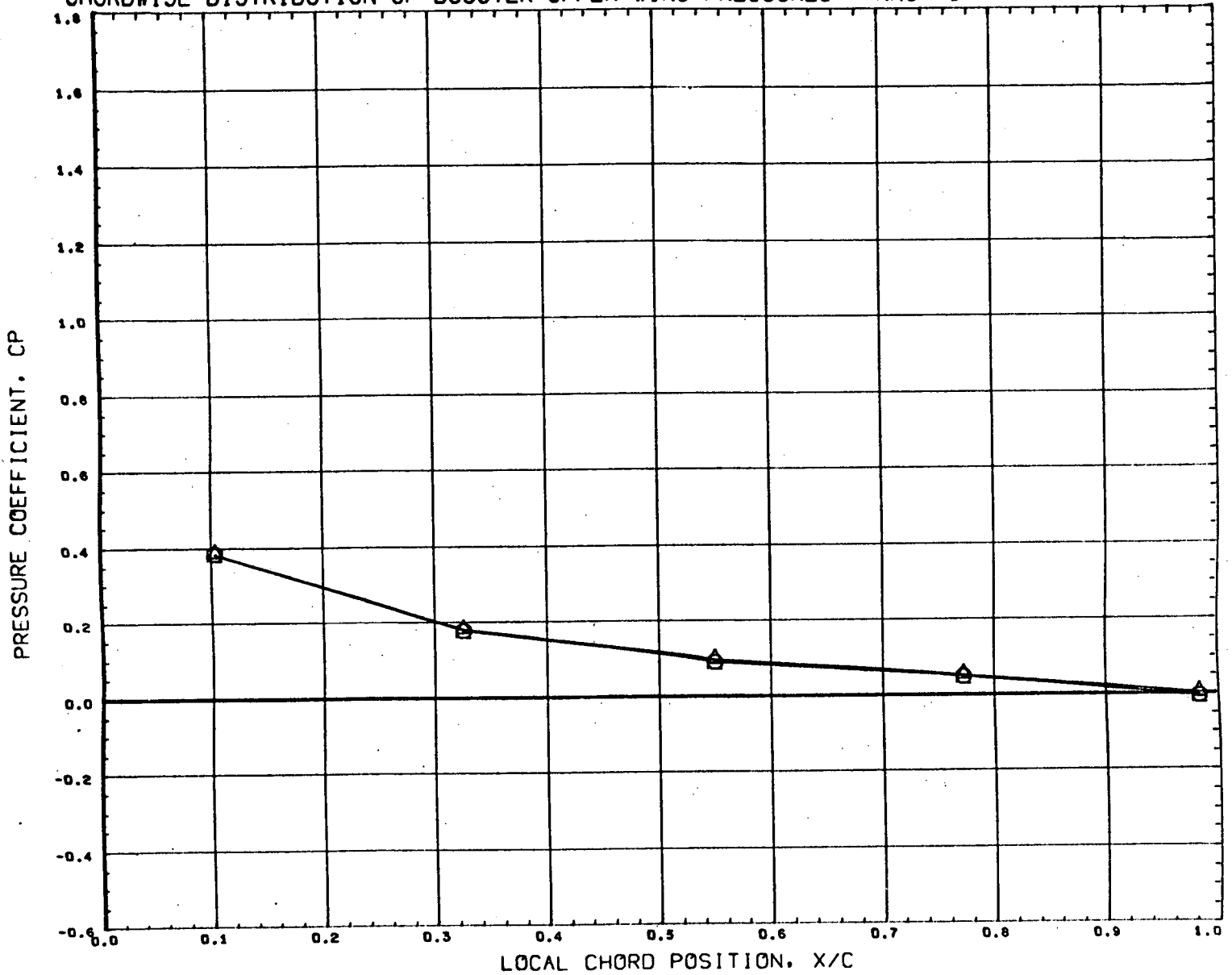
REFERENCE FILE

AEDC VA1163 MDAC BOOSTER (UPPER WING)

•BT8311•

PAGE 196

CHORDWISE DISTRIBUTION OF BOOSTER UPPER WING PRESSURES - MACH 3



SYMBOL	DELTA X	Y/B	DELTA Z
○	0.390	0.359	0.908
△	0.480		

PARAMETRIC VALUES			
BETA	0.000	ALPHAB	9.979
MACH	3.000	ALPHA I	0.000
ORBPOW	100.000	BSTPOW	50.000

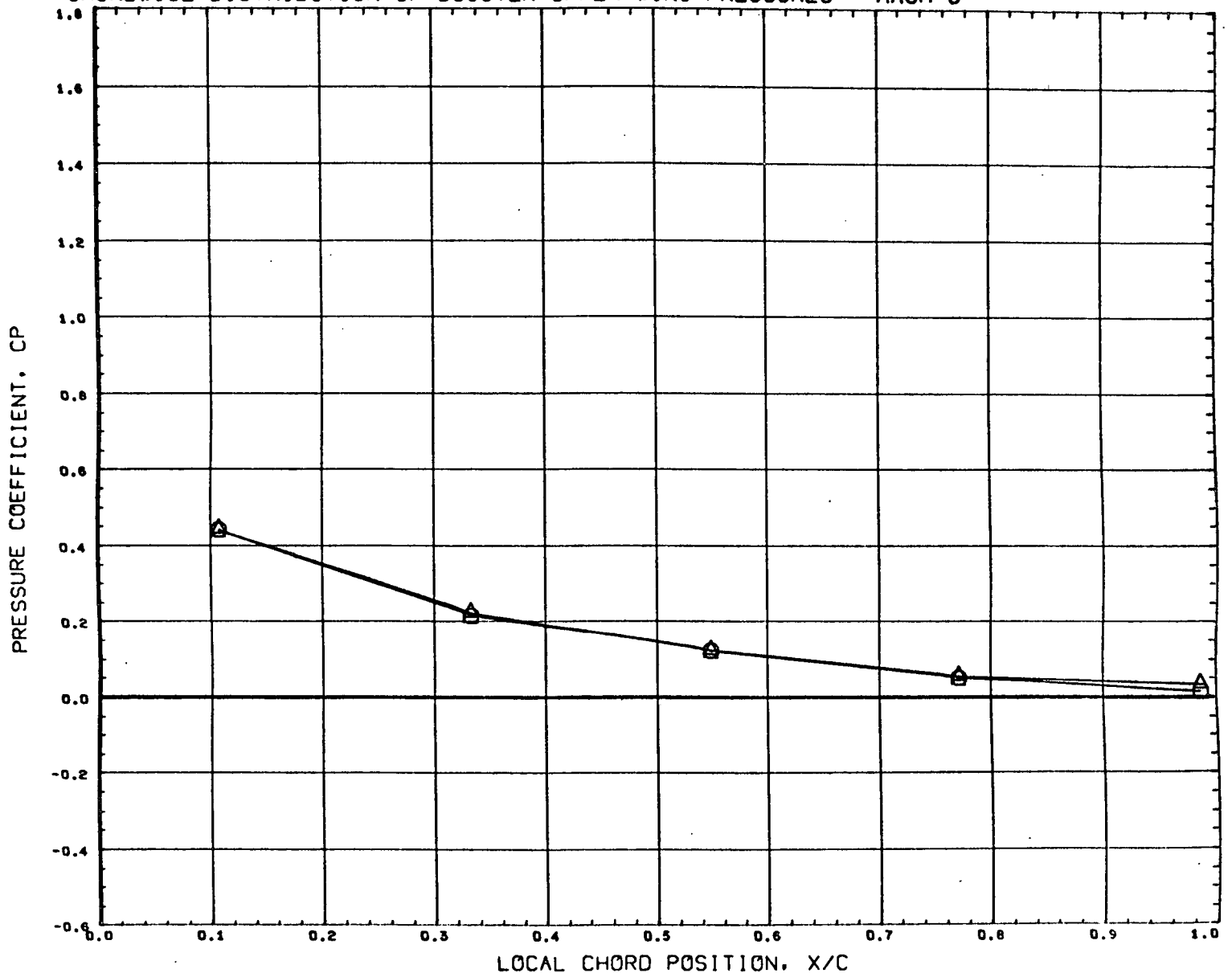
REFERENCE FILE

AEDC VA1163 MDAC BOOSTER (UPPER WING)

•BT8311•

PAGE 197

CHORDWISE DISTRIBUTION OF BOOSTER UPPER WING PRESSURES - MACH 3



SYMBOL	DELTA X	Y/B	DELTA Z
○	0.390	0.497	0.908
△	0.460		

PARAMETRIC VALUES			
BETA	0.000	ALPHAB	- 9.979
MACH	3.000	ALPHA1	0.000
ORBPOW	100.000	BSTPOW	50.000

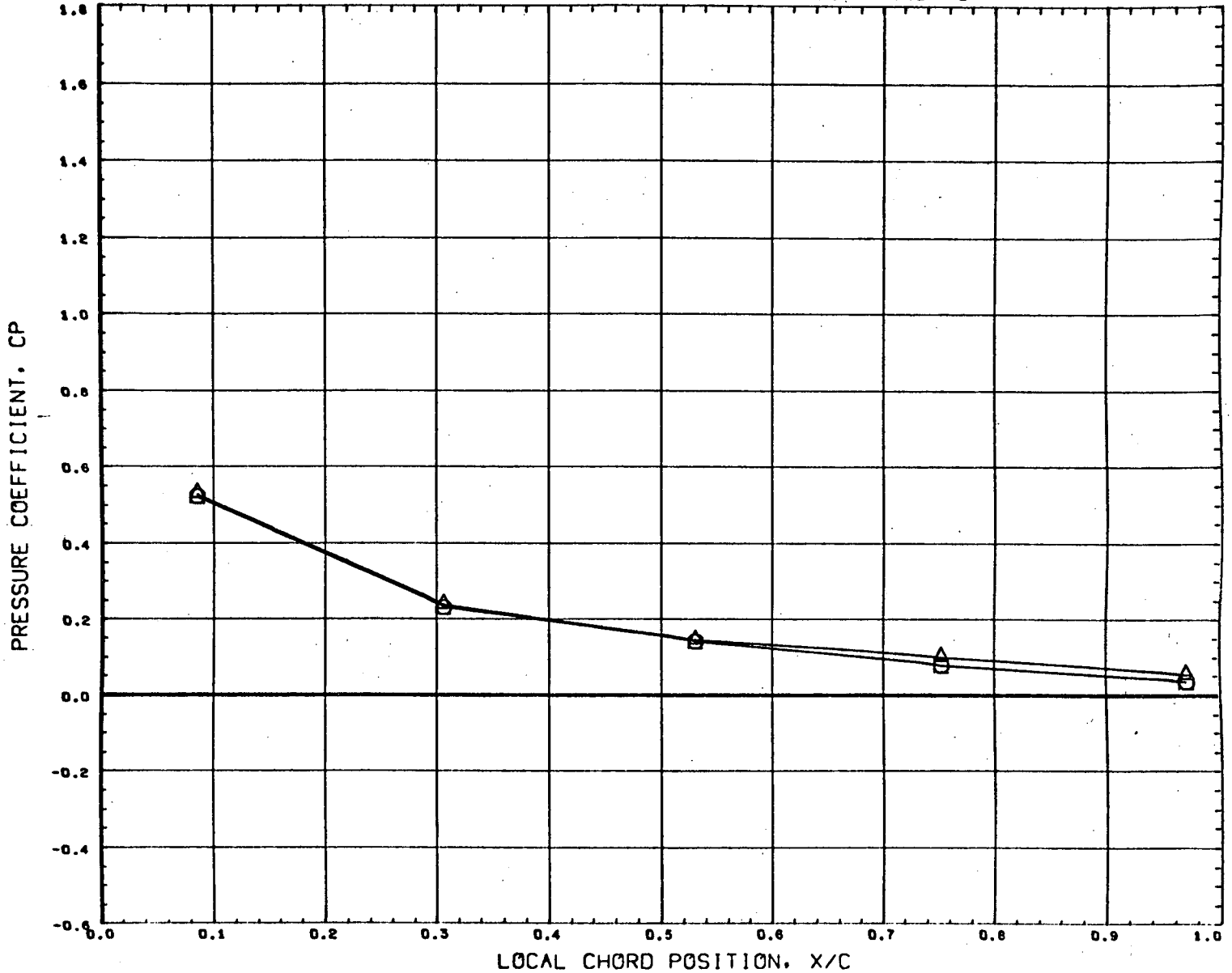
REFERENCE FILE

AEDC VA1163 MDAC BOOSTER (UPPER WING)

•BT8311•

PAGE 198

CHORDWISE DISTRIBUTION OF BOOSTER UPPER WING PRESSURES - MACH 3



SYMBOL	DELTA X	Y/B	DELTA Z
△	0.390	0.635	0.908
○	0.480		

PARAMETRIC VALUES			
BETA	0.000	ALPHAB	- 9.979
MACH	3.000	ALPHAI	0.000
ORBPOW	100.000	BSTPOW	50.000

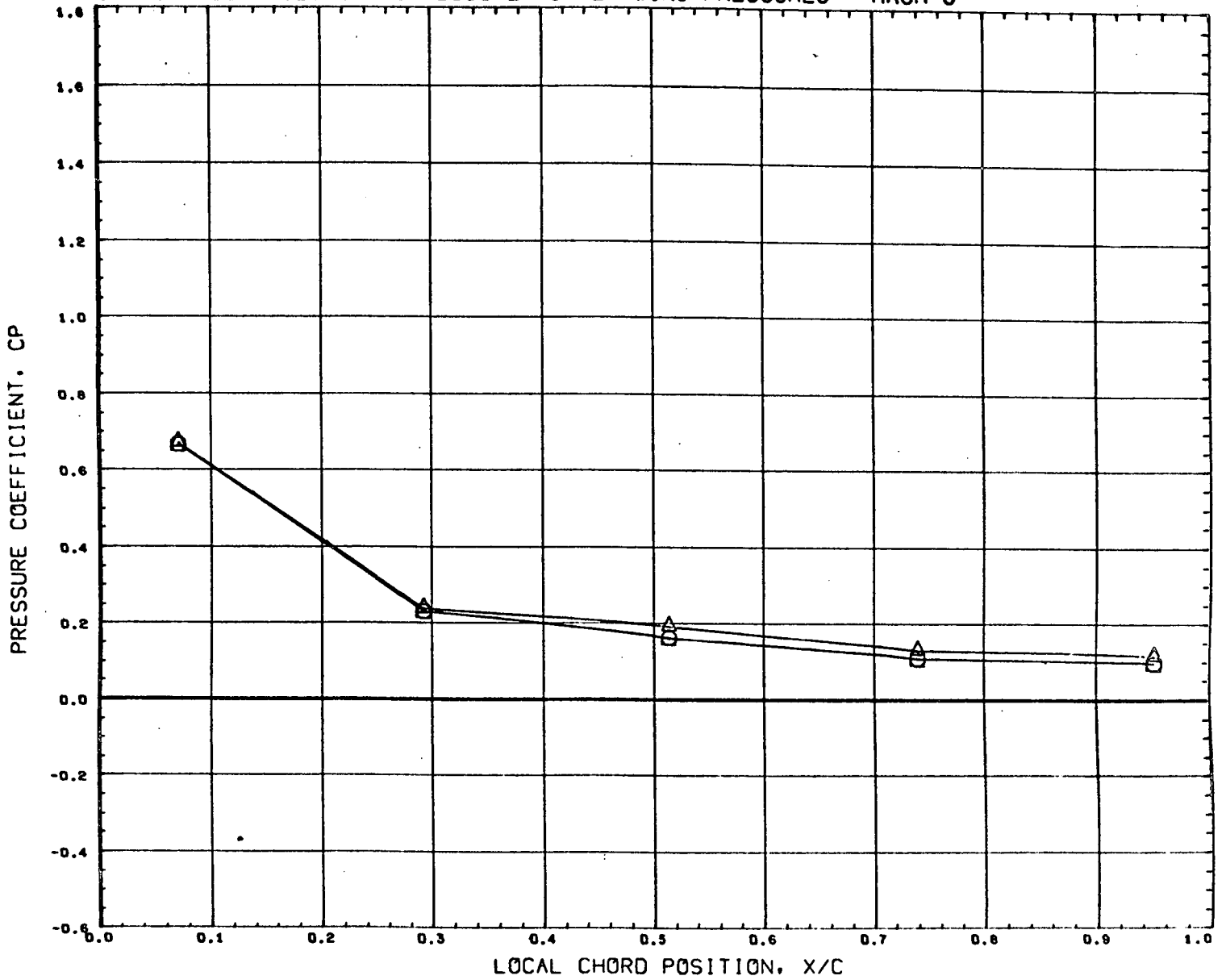
REFERENCE FILE

AEDC VA1163 MDAC BOOSTER (UPPER WING)

•BT8311•

PAGE 199

CHORDWISE DISTRIBUTION OF BOOSTER UPPER WING PRESSURES - MACH 3



SYMBOL	DELTA X	Y/B	DELTA Z
○	0.390	0.773	0.908
△	0.480		

PARAMETRIC VALUES			
BETA	0.000	ALPHAB	9.979
MACH	3.000	ALPHA1	0.000
ORBPOW	100.000	BSTPOW	50.000

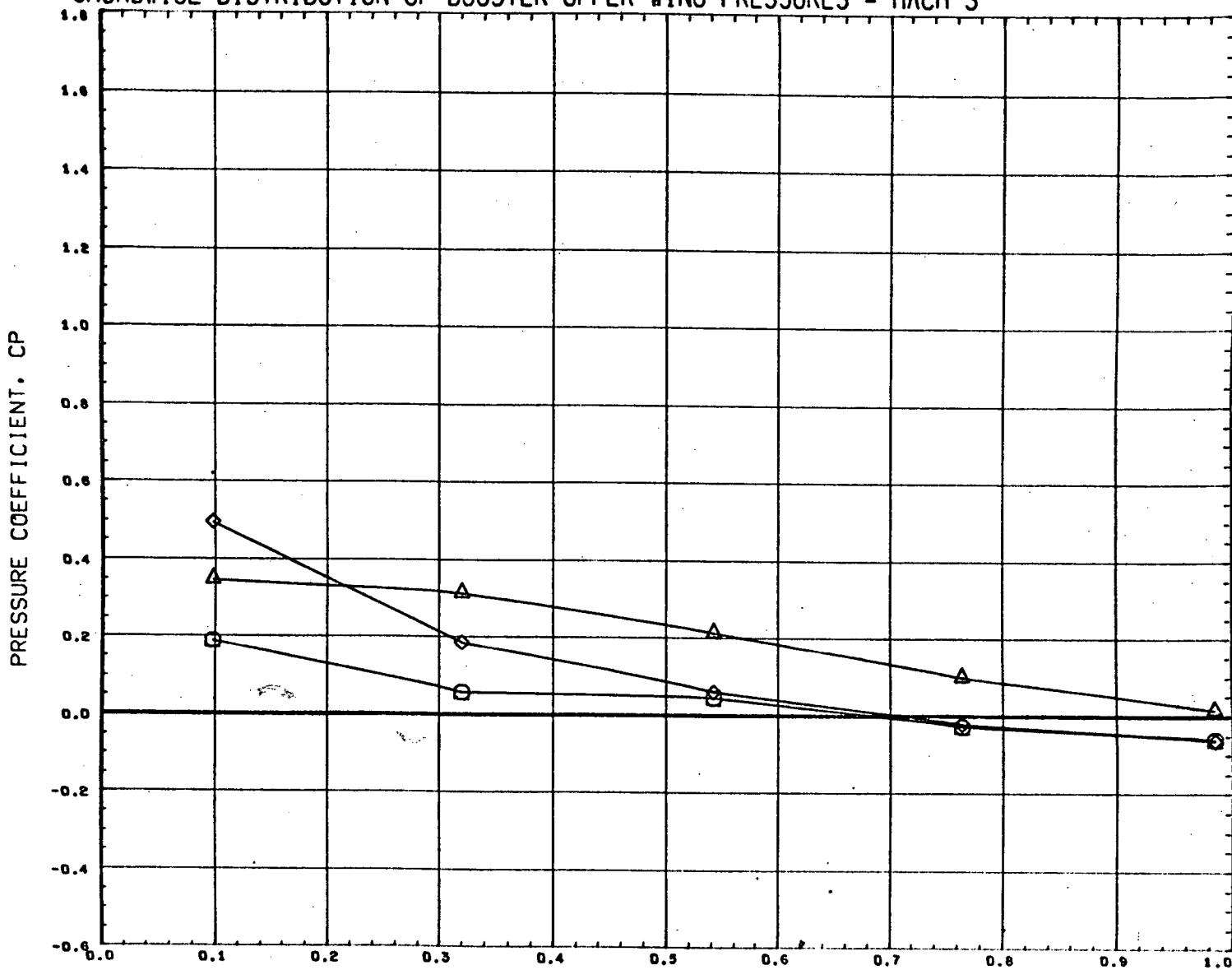
REFERENCE FILE

AEDC VA1163 MDAC BOOSTER (UPPER WING)

•BT8311•

PAGE 200

CHORDWISE DISTRIBUTION OF BOOSTER UPPER WING PRESSURES - MACH 3

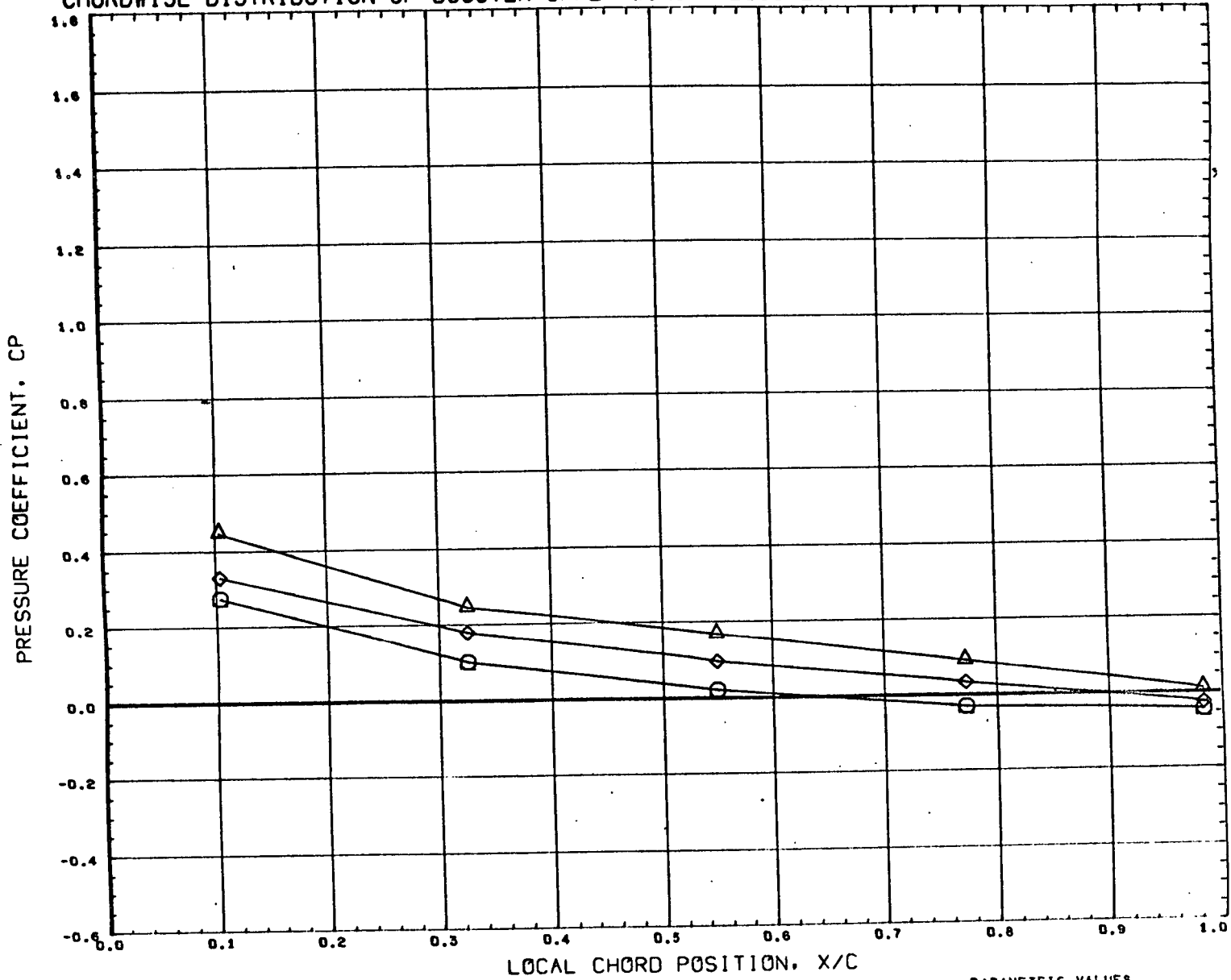


SYMBOL	DELTA X	Y/B	DELTA Z
○	0.143	0.221	0.120
△	0.103		
◇	0.228		

PARAMETRIC VALUES			
BETA	0.000	ALPHAB	4.945
MACH	3.000	ALPHAI	0.000
ORBPOW	100.000	BSTPOW	50.000

REFERENCE FILE

CHORDWISE DISTRIBUTION OF BOOSTER UPPER WING PRESSURES - MACH 3



SYMBOL	DELTA X	Y/B	DELTA Z
○	0.143	0.359	0.120
△	0.103		
◇	0.228		

PARAMETRIC VALUES			
BETA	0.000	ALPHAB	- 4.945
MACH	3.000	ALPHA I	0.000
ORBPOW	100.000	BSTPOW	50.000

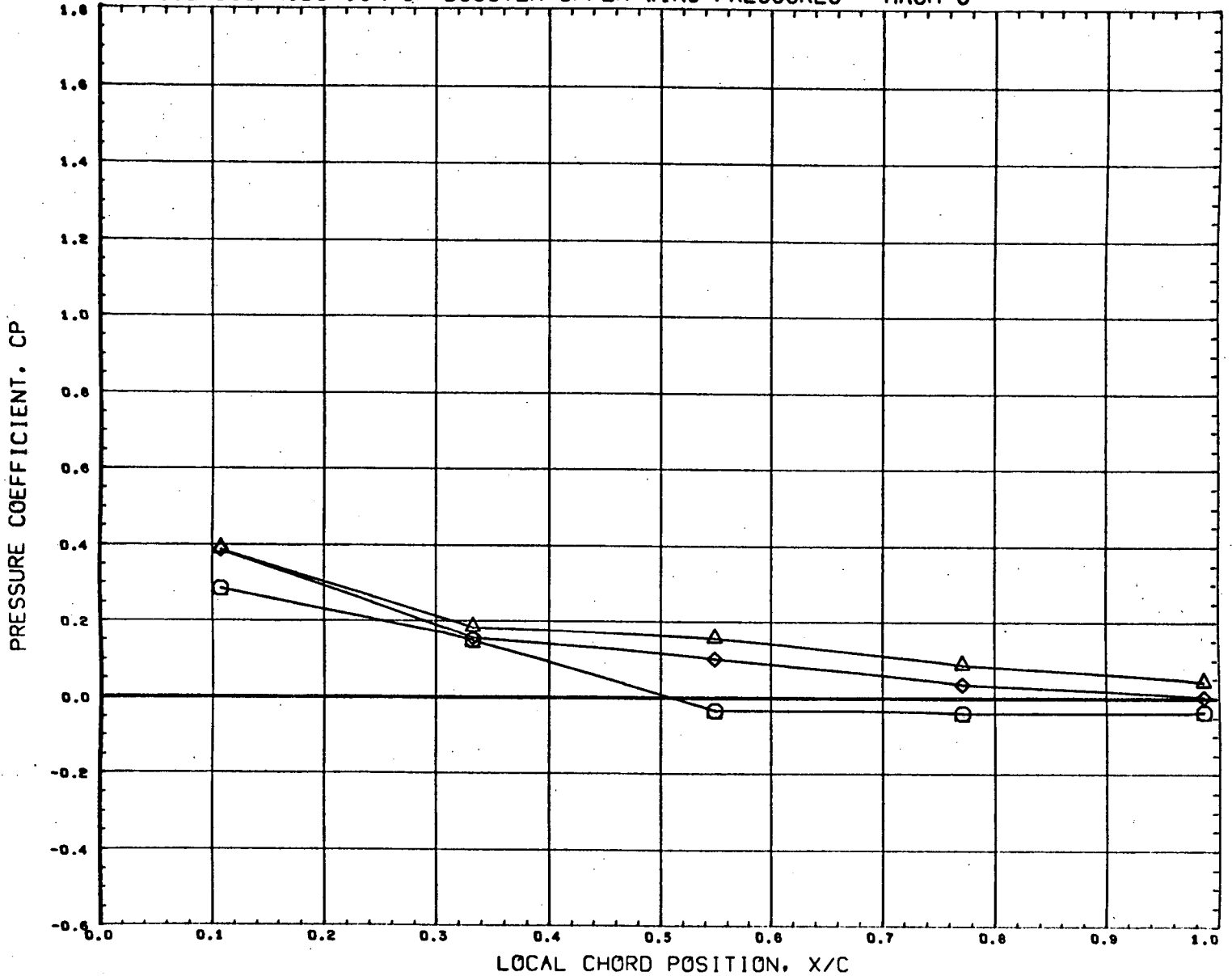
REFERENCE FILE

AEDC VA1163 MDAC BOOSTER (UPPER WING)

•BT8312•

PAGE 202

CHORDWISE DISTRIBUTION OF BOOSTER UPPER WING PRESSURES - MACH 3



SYMBOL	DELTA X	Y/B	DELTA Z
○	0.143	0.497	0.120
△	0.103		
◇	0.226		

PARAMETRIC VALUES			
BETA	0.000	ALPHAB	- 4.945
MACH	3.000	ALPHA I	0.000
ORBPOW	100.000	BSTPOW	50.000

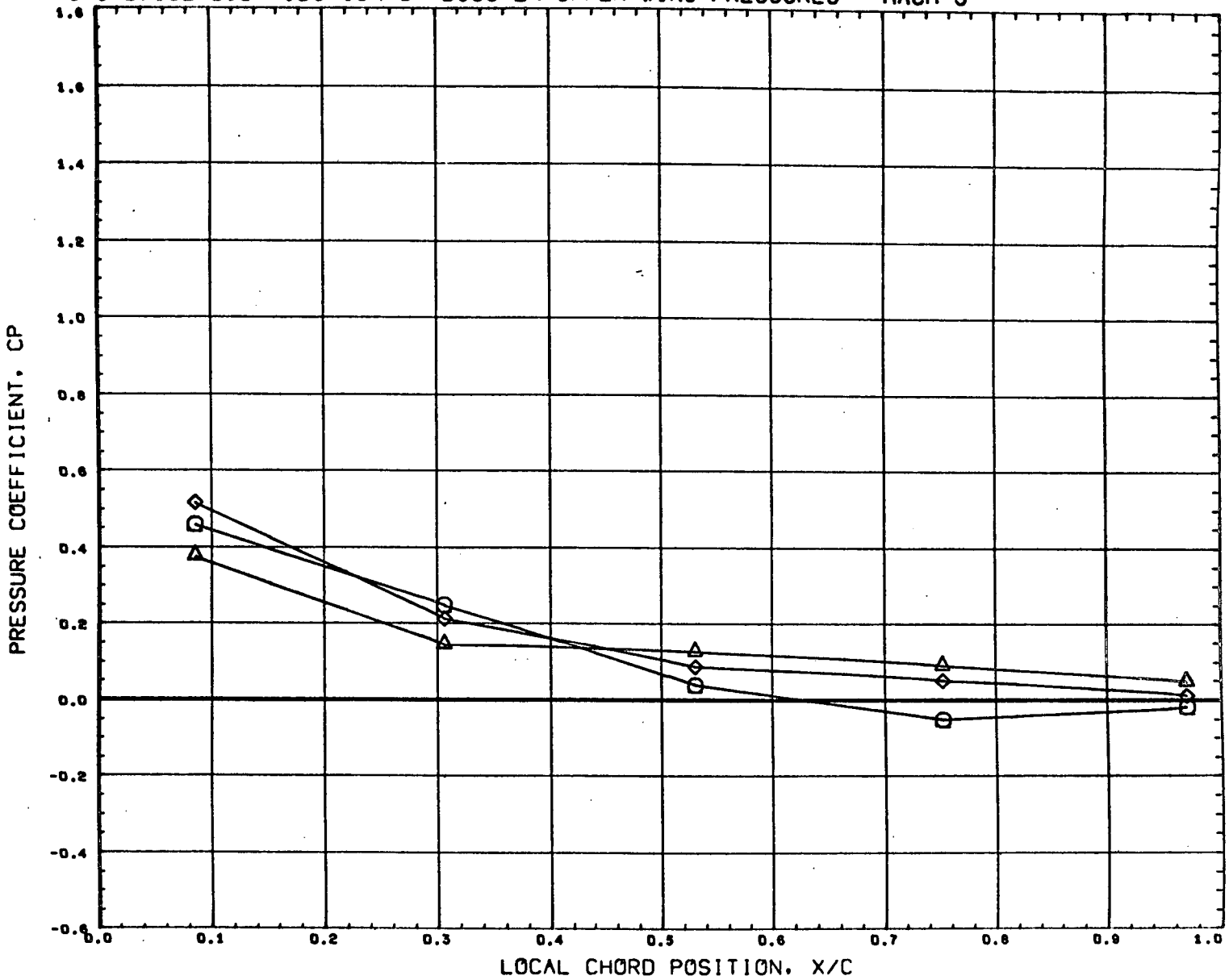
REFERENCE FILE

AEDC VA1163 MDAC BOOSTER (UPPER WING)

•BT8312•

PAGE 203

CHORDWISE DISTRIBUTION OF BOOSTER UPPER WING PRESSURES - MACH 3



SYMBOL	DELTA X	Y/B	DELTA Z
○	0.143	0.635	0.120
△	0.103		
◇	0.228		

PARAMETRIC VALUES		
BETA	0.000	ALPHAB - 4.945
MACH	3.000	ALPHAI 0.000
ORBPOW	100.000	BSTPOW 50.000

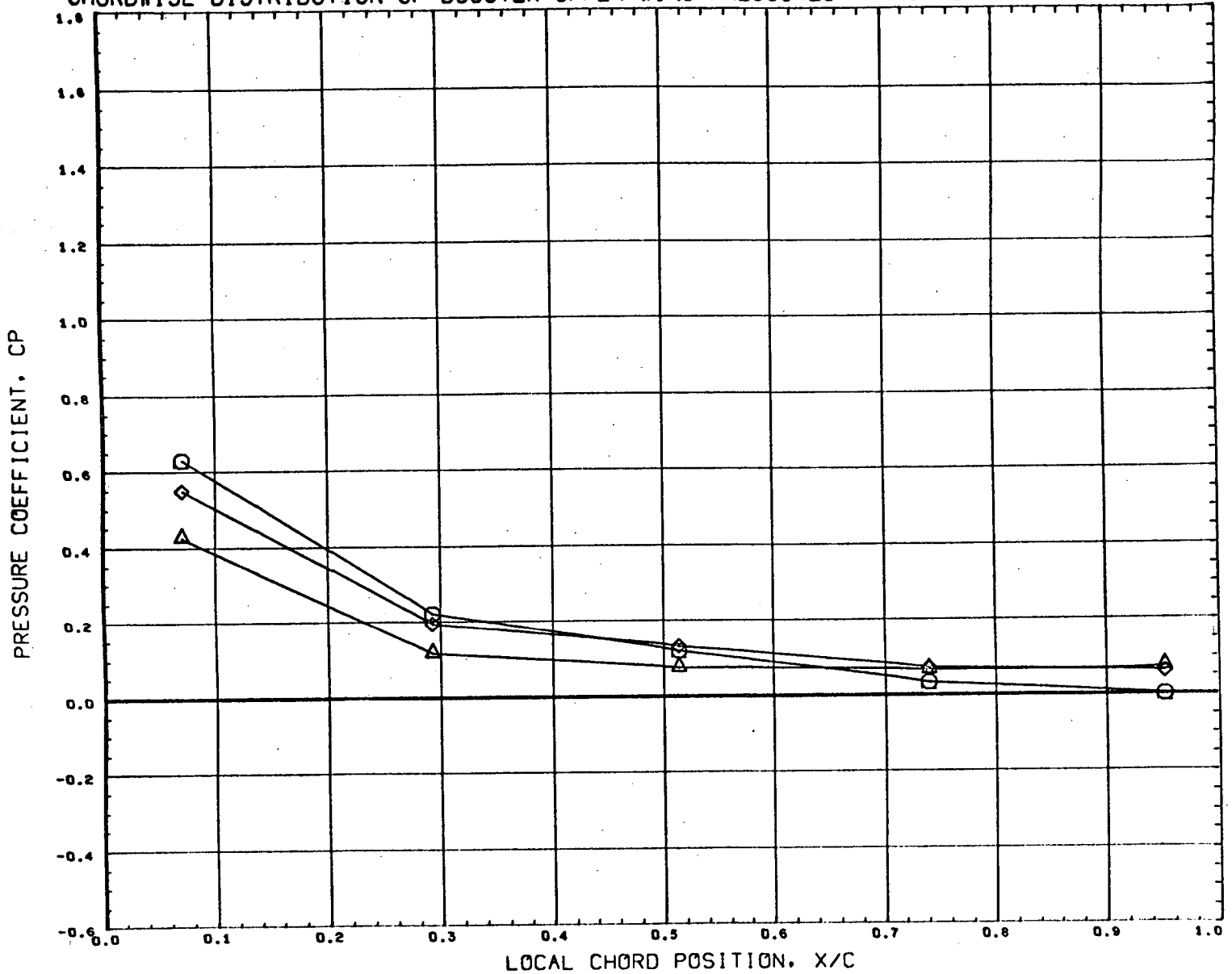
REFERENCE FILE

AEDC VA1163 MDAC BOOSTER (UPPER WING)

•BT8312•

PAGE 204

CHORDWISE DISTRIBUTION OF BOOSTER UPPER WING PRESSURES - MACH 3



SYMBOL	DELTA X	Y/B	DELTA Z
○	0.143	0.773	0.120
△	0.103		
◇	0.228		

PARAMETRIC VALUES			
BETA	0.000	ALPHAB	- 4.945
MACH	3.000	ALPHA I	0.000
ORBPOW	100.000	BSTPOW	50.000

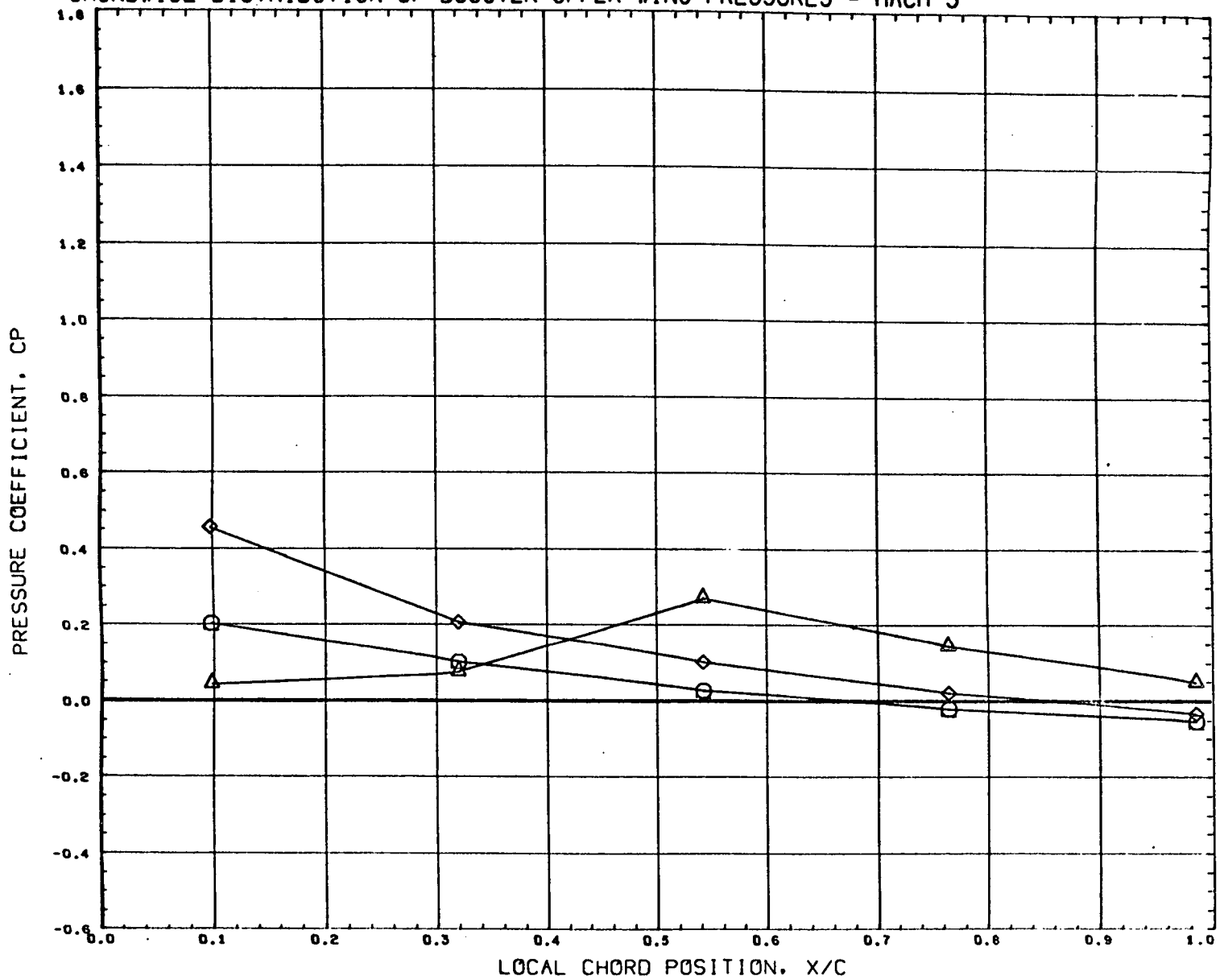
REFERENCE FILE

AEDC VA1163 MDAC BOOSTER (UPPER WING)

•BT8312•

PAGE 205

CHORDWISE DISTRIBUTION OF BOOSTER UPPER WING PRESSURES - MACH 3



SYMBOL	DELTA X	Y/B	DELTA Z
○	0.143	0.221	0.151
△	0.103		
◇	0.227		

PARAMETRIC VALUES			
BETA	0.000	ALPHAB	- 4.945
MACH	3.000	ALPHA I	0.000
ORBPOW	100.000	BSTPOW	50.000

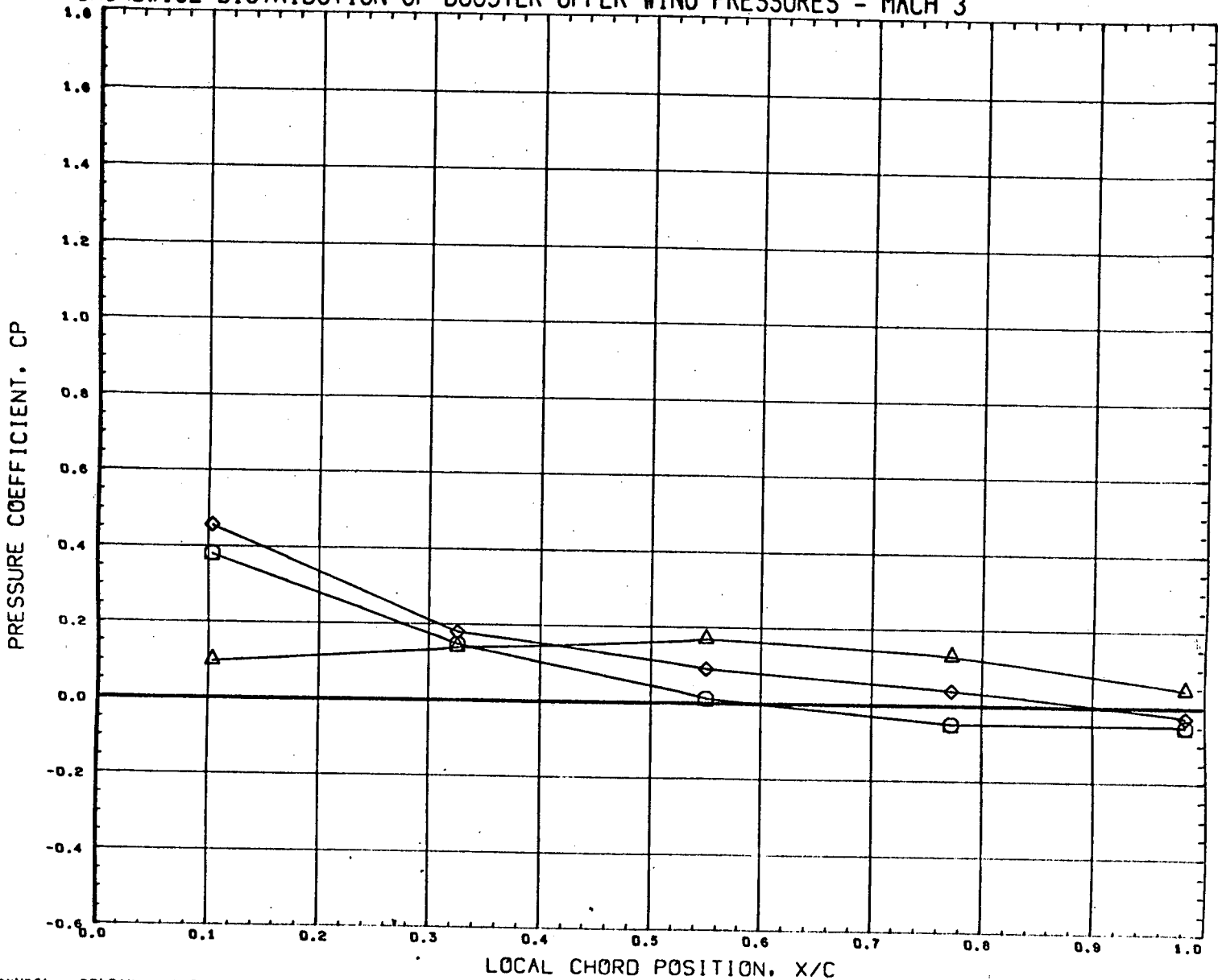
REFERENCE FILE

AEDC VA1163 MDAC BOOSTER (UPPER WING)

•BT8312•

PAGE 206

CHORDWISE DISTRIBUTION OF BOOSTER UPPER WING PRESSURES - MACH 3



SYMBOL	DELTA X	Y/B	DELTA Z
○	0.143	0.359	0.151
△	0.103		
◇	0.227		

PARAMETRIC VALUES			
BETA	0.000	ALPHA D	4.945
MACH	3.000	ALPHA I	0.000
ORBPOW	100.000	BSTPOW	50.000

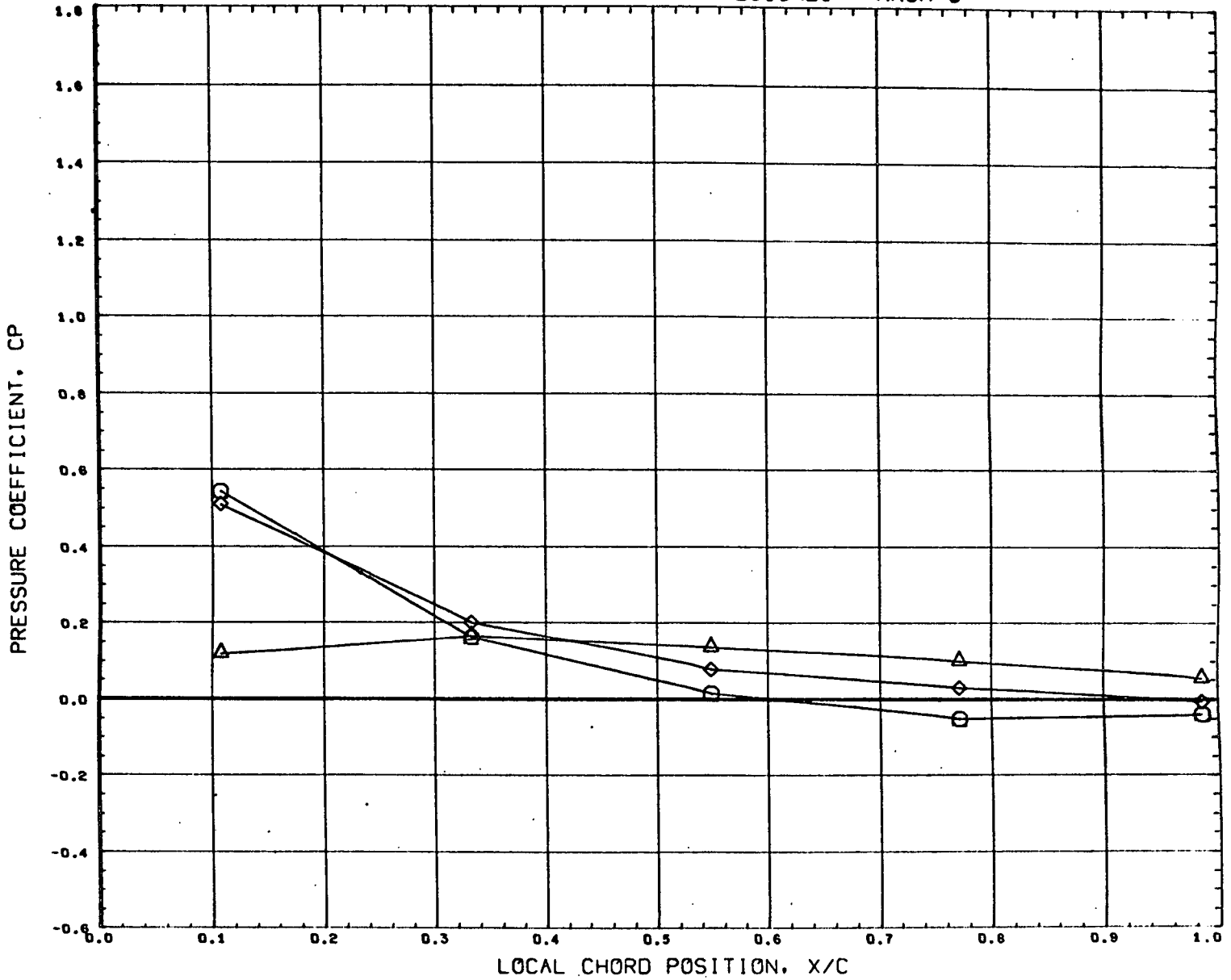
REFERENCE FILE

AEDC VA1163 MDAC BOOSTER (UPPER WING)

•BT8312•

PAGE 207

CHORDWISE DISTRIBUTION OF BOOSTER UPPER WING PRESSURES - MACH 3

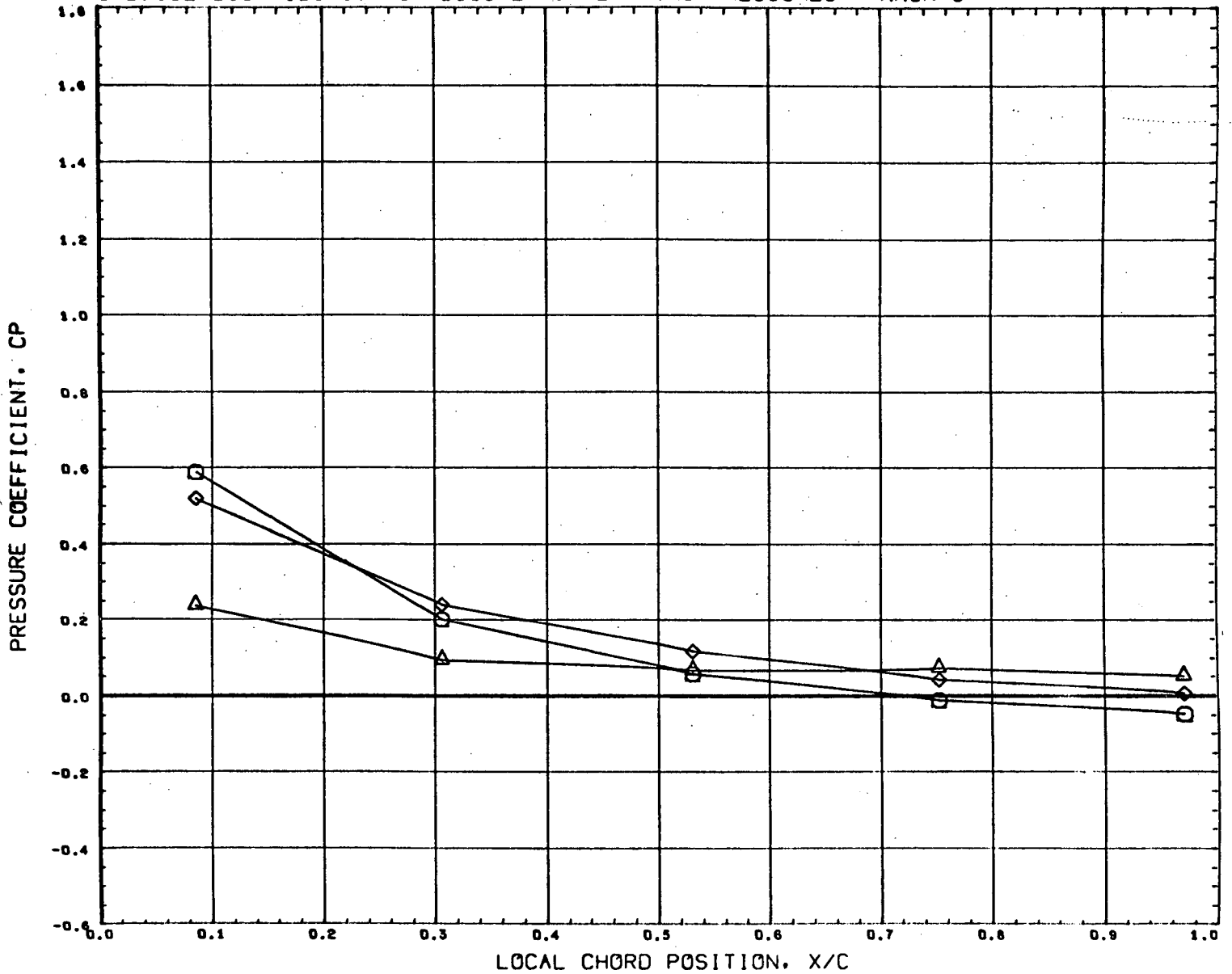


SYMBOL	DELTA X	Y/B	DELTA Z
○	0.143	0.497	0.151
△	0.103		
◇	0.227		

PARAMETRIC VALUES			
BETA	0.000	ALPHA C	- 4.945
MACH	3.000	ALPHA I	0.000
ORBPOW	100.000	BSTPOW	50.000

REFERENCE FILE

CHORDWISE DISTRIBUTION OF BOOSTER UPPER WING PRESSURES - MACH 3

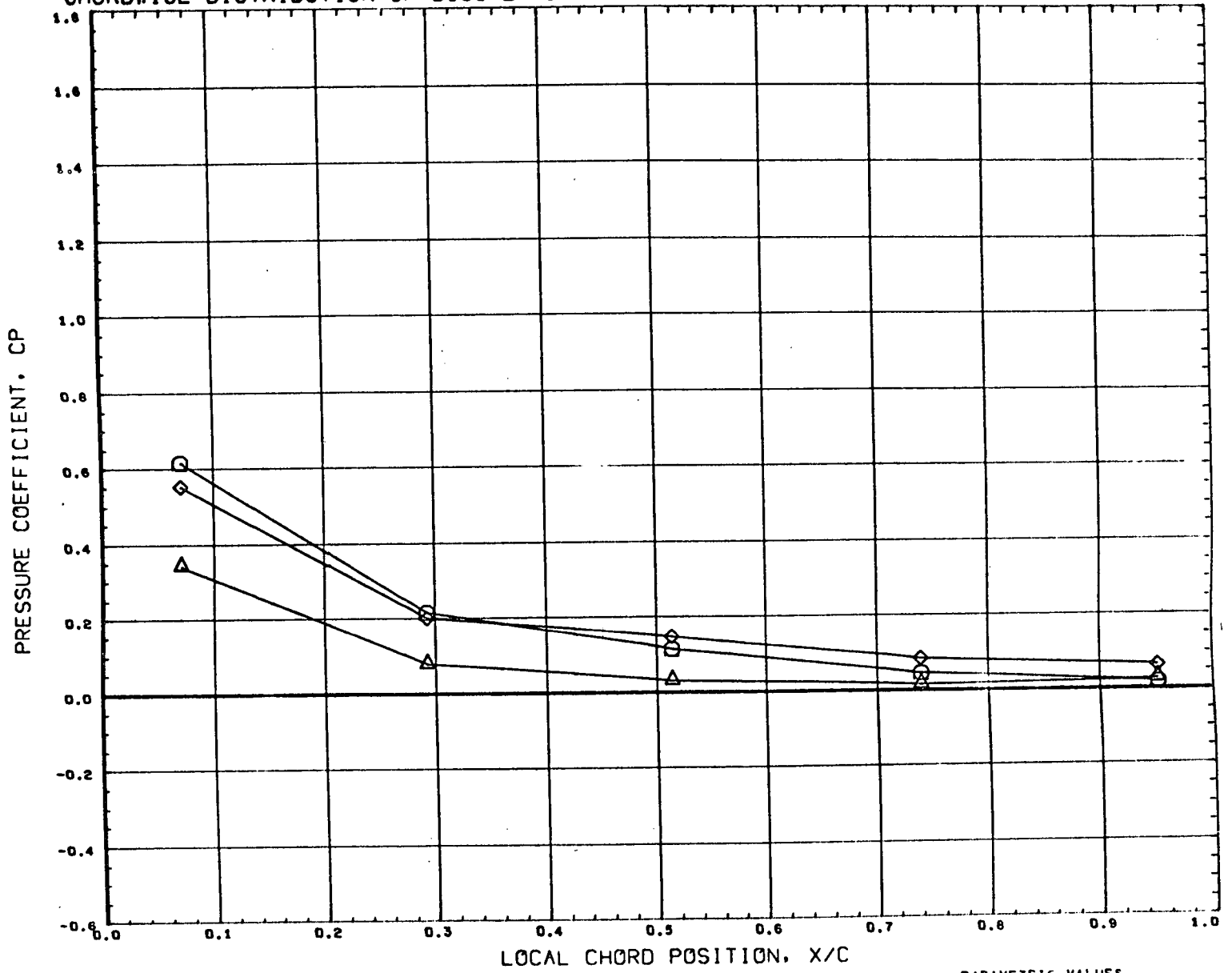


SYMBOL	DELTA X	Y/B	DELTA Z
□	0.143	0.635	0.151
△	0.103		
◇	0.227		

PARAMETRIC VALUES			
BETA	0.000	ALPHAB	- 4.945
MACH	3.000	ALPHA1	0.000
ORBPOW	100.000	BSTPOW	50.000

REFERENCE FILE

CHORDWISE DISTRIBUTION OF BOOSTER UPPER WING PRESSURES - MACH 3



SYMBOL	DELTA X	Y/B	DELTA Z
○	0.143	0.773	0.151
△	0.103		
◇	0.227		

PARAMETRIC VALUES			
BETA	0.000	ALPHAB	- 4.945
MACH	3.000	ALPHA1	0.000
ORBPOW	100.000	BSTPOW	50.000

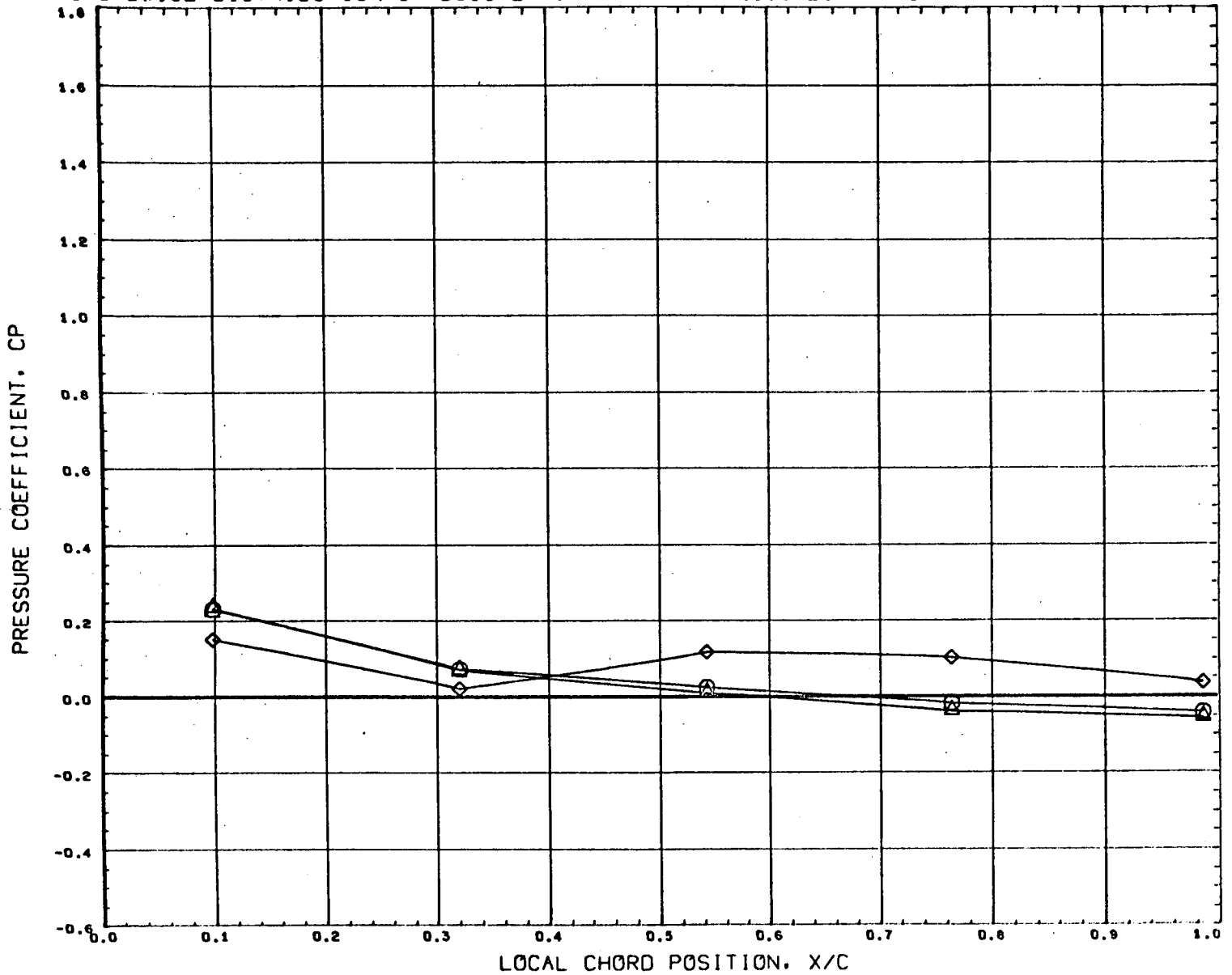
REFERENCE FILE

AEDC VA1163 MDAC BOOSTER (UPPER WING)

•BT8312•

PAGE 210

CHORDWISE DISTRIBUTION OF BOOSTER UPPER WING PRESSURES - MACH 3



SYMBOL	DELTA X	Y/B	DELTA Z
○	0.143	0.221	0.228
△	0.103		
◇	0.226		

PARAMETRIC VALUES			
BETA	0.000	ALPHAB	- 4.945
MACH	3.000	ALPHA1	0.000
ORBPOW	100.000	BSTPOW	50.000

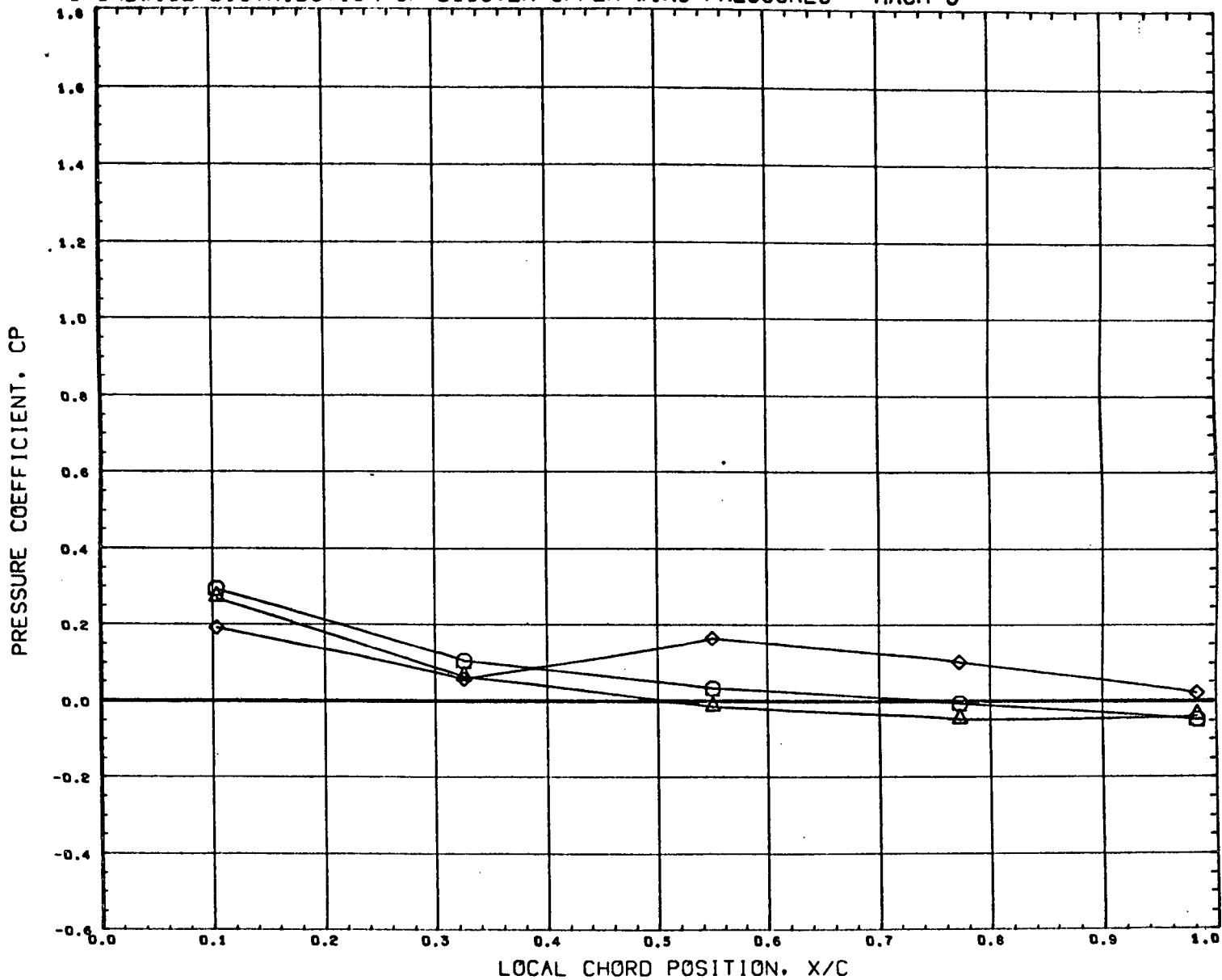
REFERENCE FILE

AEDC VA1163 MDAC BOOSTER (UPPER WING)

•BT8312•

PAGE 211

CHORDWISE DISTRIBUTION OF BOOSTER UPPER WING PRESSURES - MACH 3



SYMBOL	DELTA X	Y/B	DELTA Z
○	0.143	0.359	0.228
△	0.103		
◇	0.226		

PARAMETRIC VALUES			
BETA	0.000	ALPHAB	4.945
MACH	3.000	ALPHA1	0.000
ORBPOW	100.000	BSTPOW	50.000

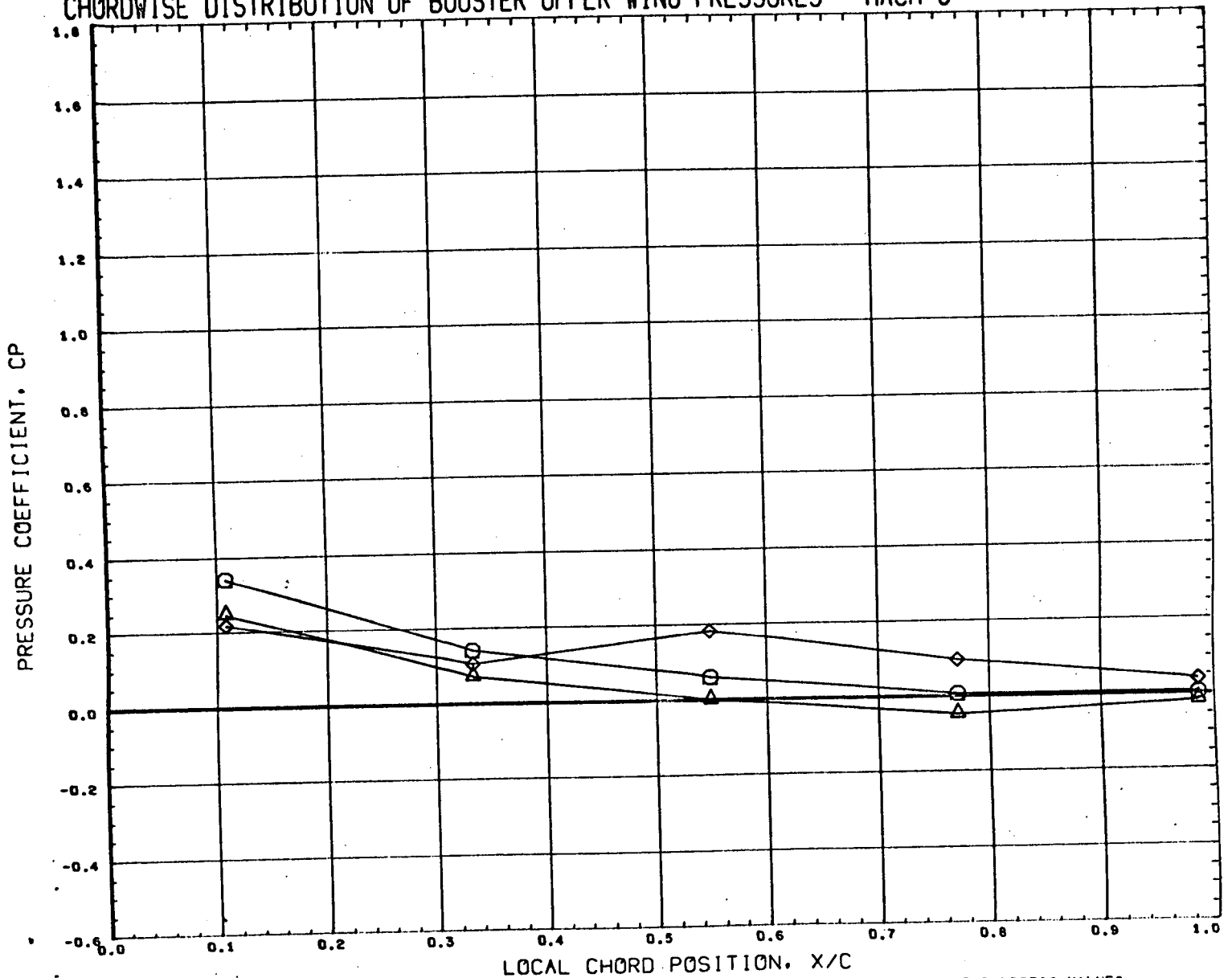
REFERENCE FILE

AEDC VA1163 MDAC BOOSTER (UPPER WING)

•BT8312•

PAGE 212

CHORDWISE DISTRIBUTION OF BOOSTER UPPER WING PRESSURES - MACH 3



SYMBOL	DELTA X	Y/B	DELTA Z
○	0.143	0.497	0.228
△	0.103		
◇	0.228		

PARAMETRIC VALUES			
BETA	0.000	ALPHAB	- 4.945
MACH	3.000	ALPHA I	0.000
ORBPOW	100.000	BSTPOW	50.000

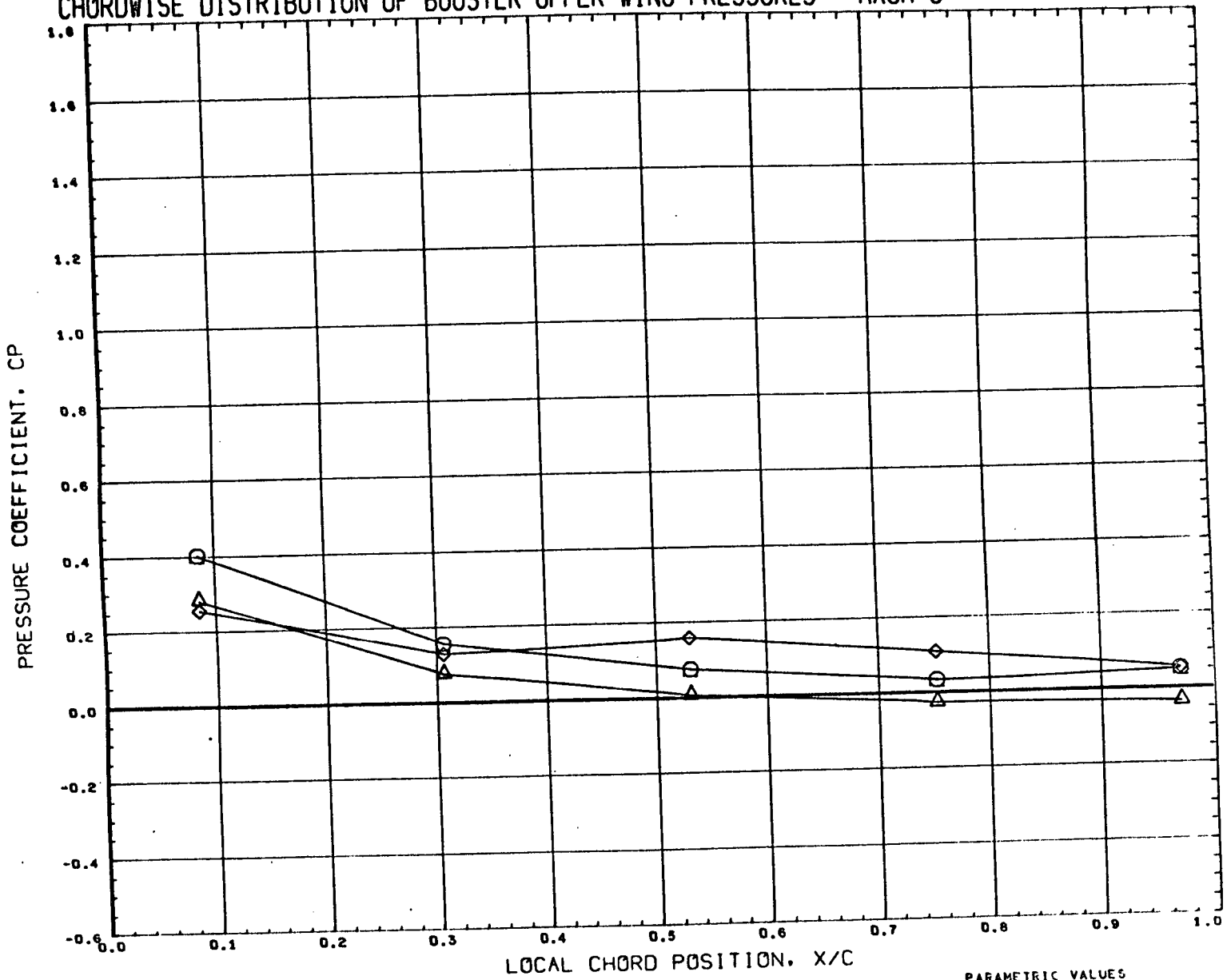
REFERENCE FILE

AEDC VA1163 MDAC BOOSTER (UPPER WING)

•BT8312•

PAGE 213

CHORDWISE DISTRIBUTION OF BOOSTER UPPER WING PRESSURES - MACH 3



SYMBOL	DELTA X	Y/B	DELTA Z
○	0.143	0.635	0.228
△	0.103		
◇	0.226		

PARAMETRIC VALUES			
BETA	0.000	ALPHAB	4.945
MACH	3.000	ALPHA	0.000
ORBPOW	100.000	BSTPOW	50.000

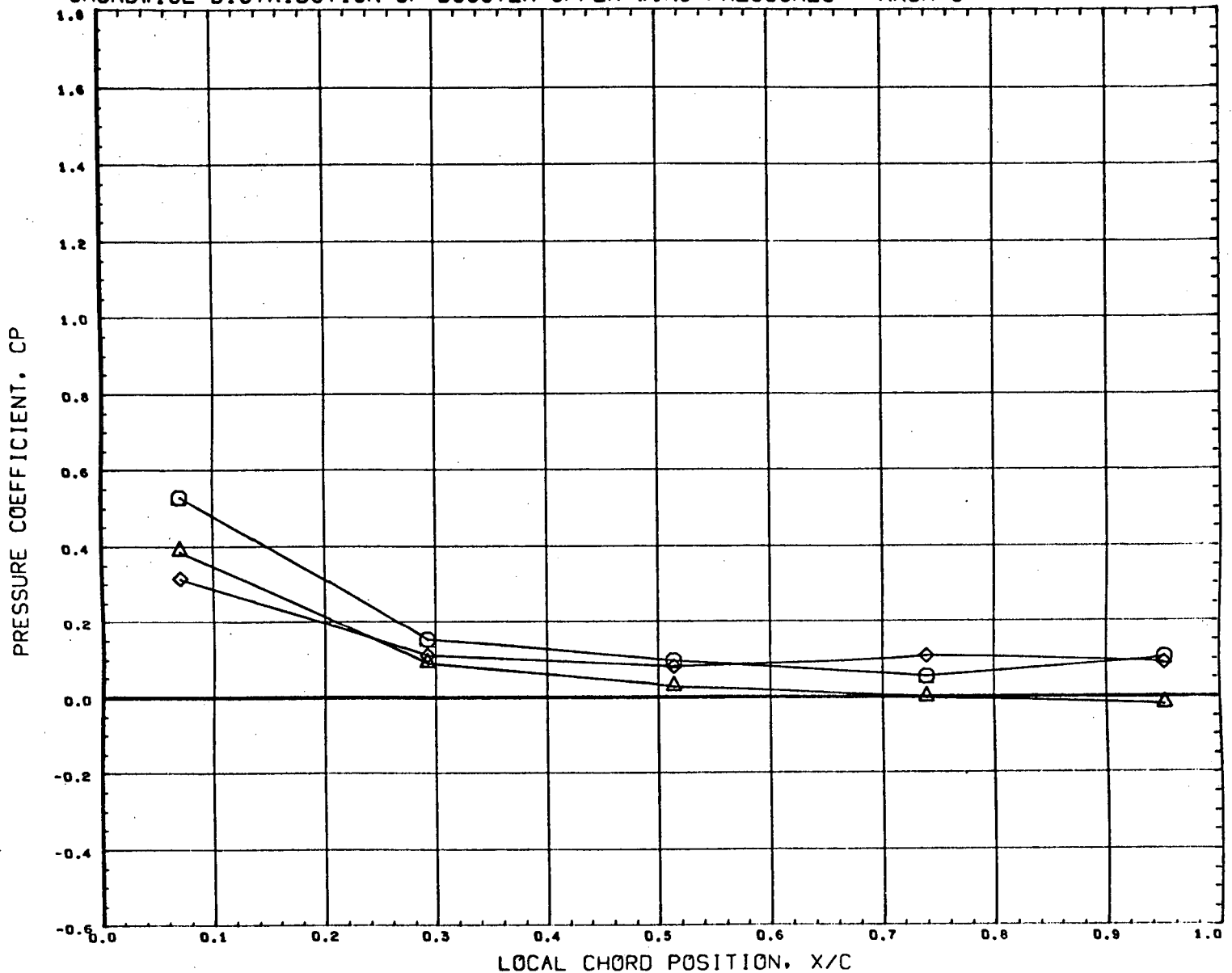
REFERENCE FILE

AEDC VA1163 MDAC BOOSTER (UPPER WING)

•BT8312•

PAGE 214

CHORDWISE DISTRIBUTION OF BOOSTER UPPER WING PRESSURES - MACH 3



SYMBOL	DELTA X	Y/B	DELTA Z
○	0.143	0.773	0.228
△	0.103		
◇	0.226		

PARAMETRIC VALUES			
BETA	0.000	ALPHAD	- 4.945
MACH	3.000	ALPHA1	0.000
ORBPOW	100.000	BSTPOW	50.000

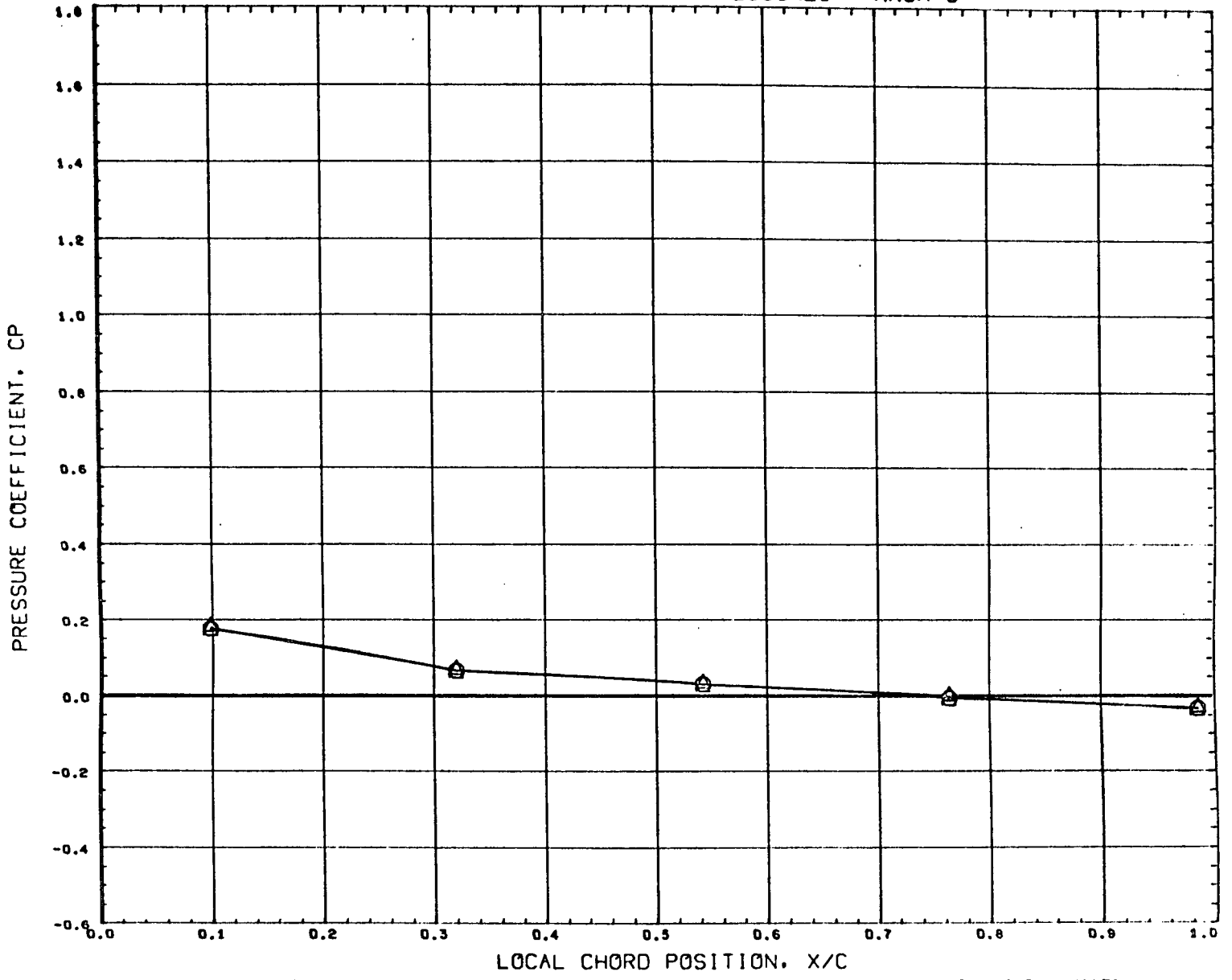
REFERENCE FILE

AEDC VA1163 MDAC BOOSTER (UPPER WING)

•BT8312•

PAGE 215

CHORDWISE DISTRIBUTION OF BOOSTER UPPER WING PRESSURES - MACH 3



SYMBOL	DELTA X	Y/B	DELTA Z
○	0.390	0.221	0.908
△	0.478		

PARAMETRIC VALUES			
BETA	0.000	ALPHA	4.945
MACH	3.000	ALPHA1	0.000
ORBPOW	100.000	BSTPOW	50.000

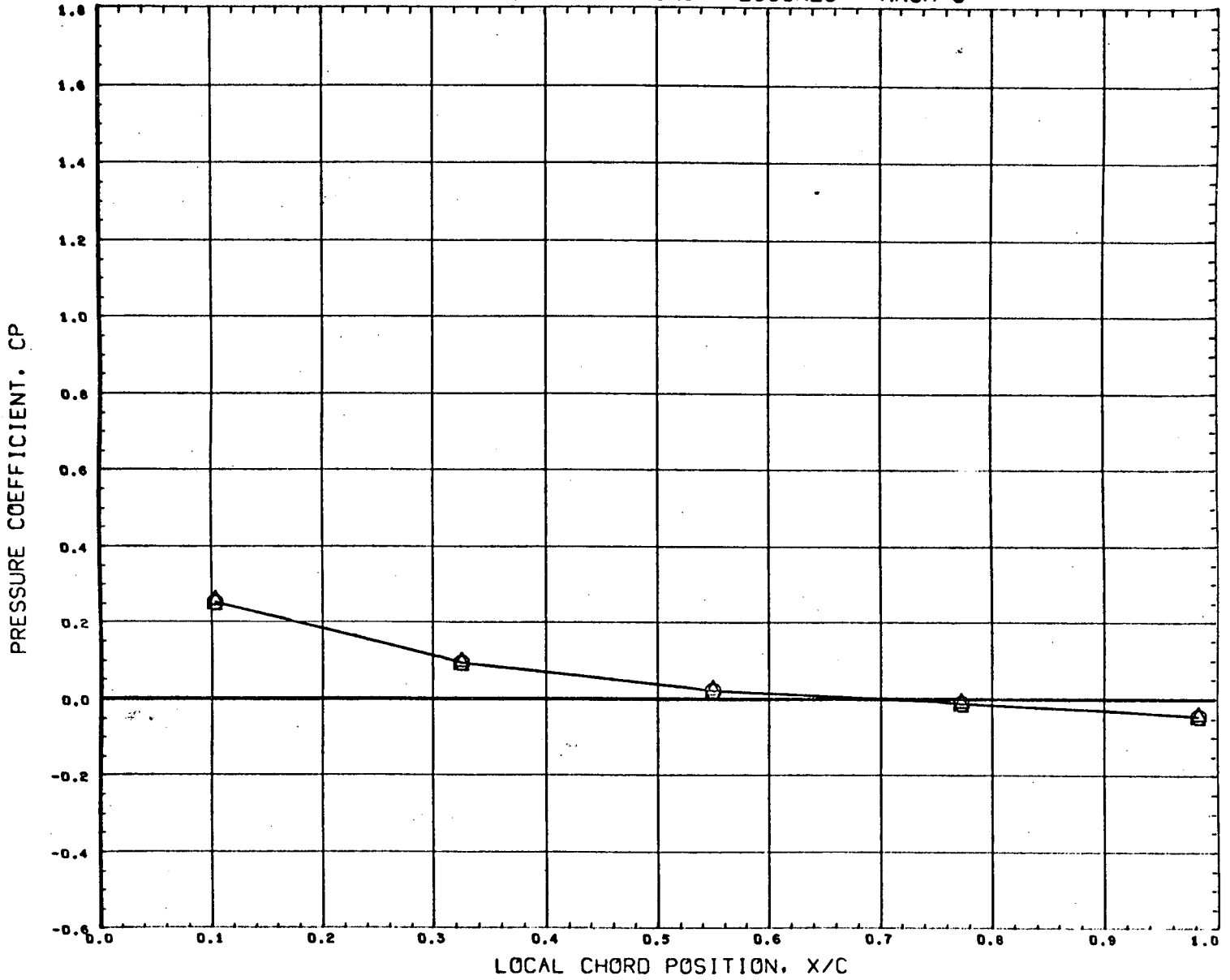
REFERENCE FILE

AEDC VA1163 MDAC BOOSTER (UPPER WING)

•BT8312•

PAGE 216

CHORDWISE DISTRIBUTION OF BOOSTER UPPER WING PRESSURES - MACH 3



SYMBOL	DELTA X	Y/B	DELTA Z
○	0.390	0.359	0.908
△	0.478		

PARAMETRIC VALUES			
BETA	0.000	ALPHAB	4.945
MACH	3.000	ALPHA1	0.000
ORBPOW	100.000	BSTPOW	50.000

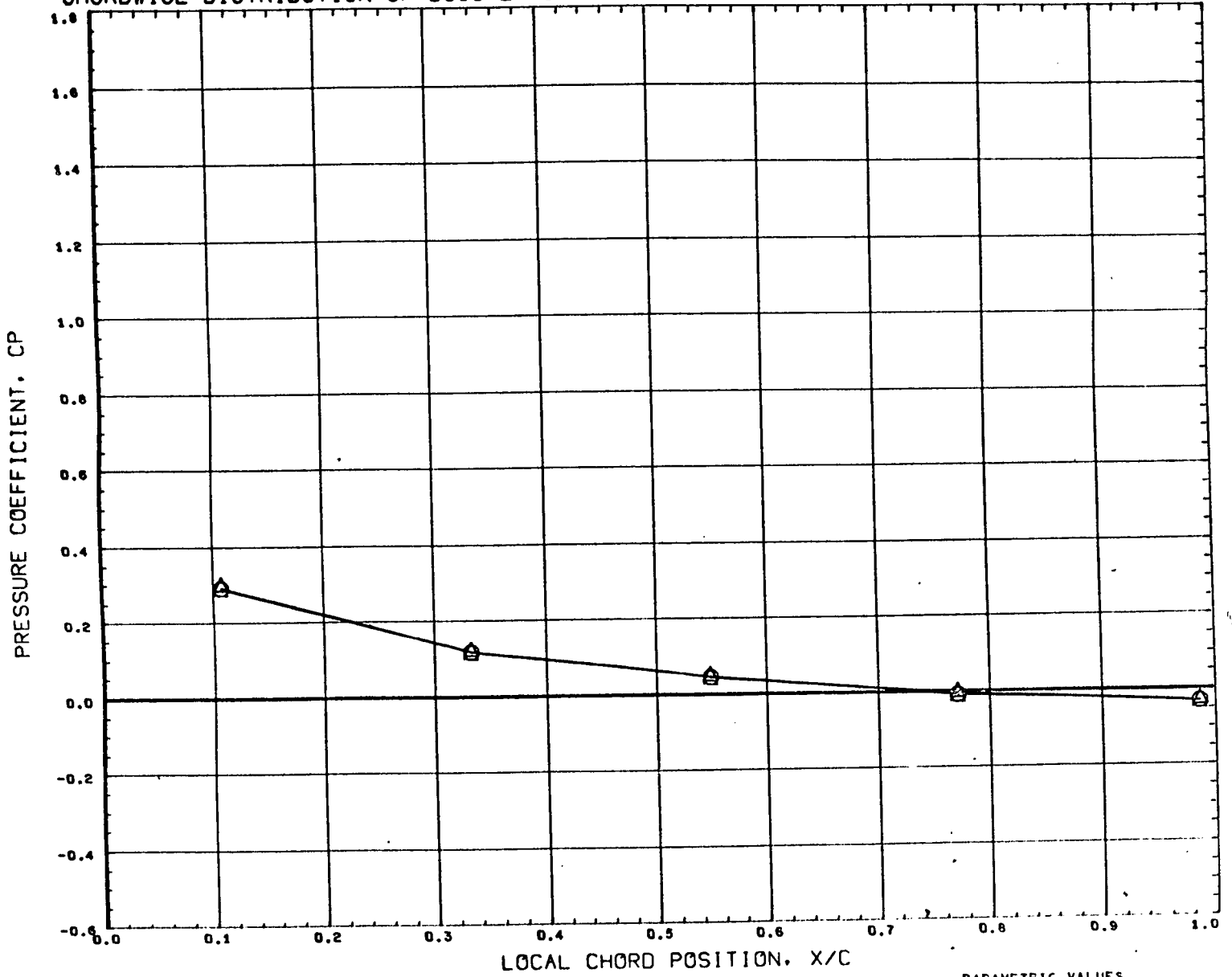
REFERENCE FILE

AEDC VA1163 MDAC BOOSTER (UPPER WING)

•BT8312•

PAGE 217

CHORDWISE DISTRIBUTION OF BOOSTER UPPER WING PRESSURES - MACH 3



SYMBOL	DELTA X	Y/B	DELTA Z
○	0.390	0.497	0.908
△	0.478		

PARAMETRIC VALUES		
BETA	0.000	ALPHAB - 4.945
MACH	3.000	ALPHA1 0.000
ORBPOW	100.000	BSTPOW 50.000

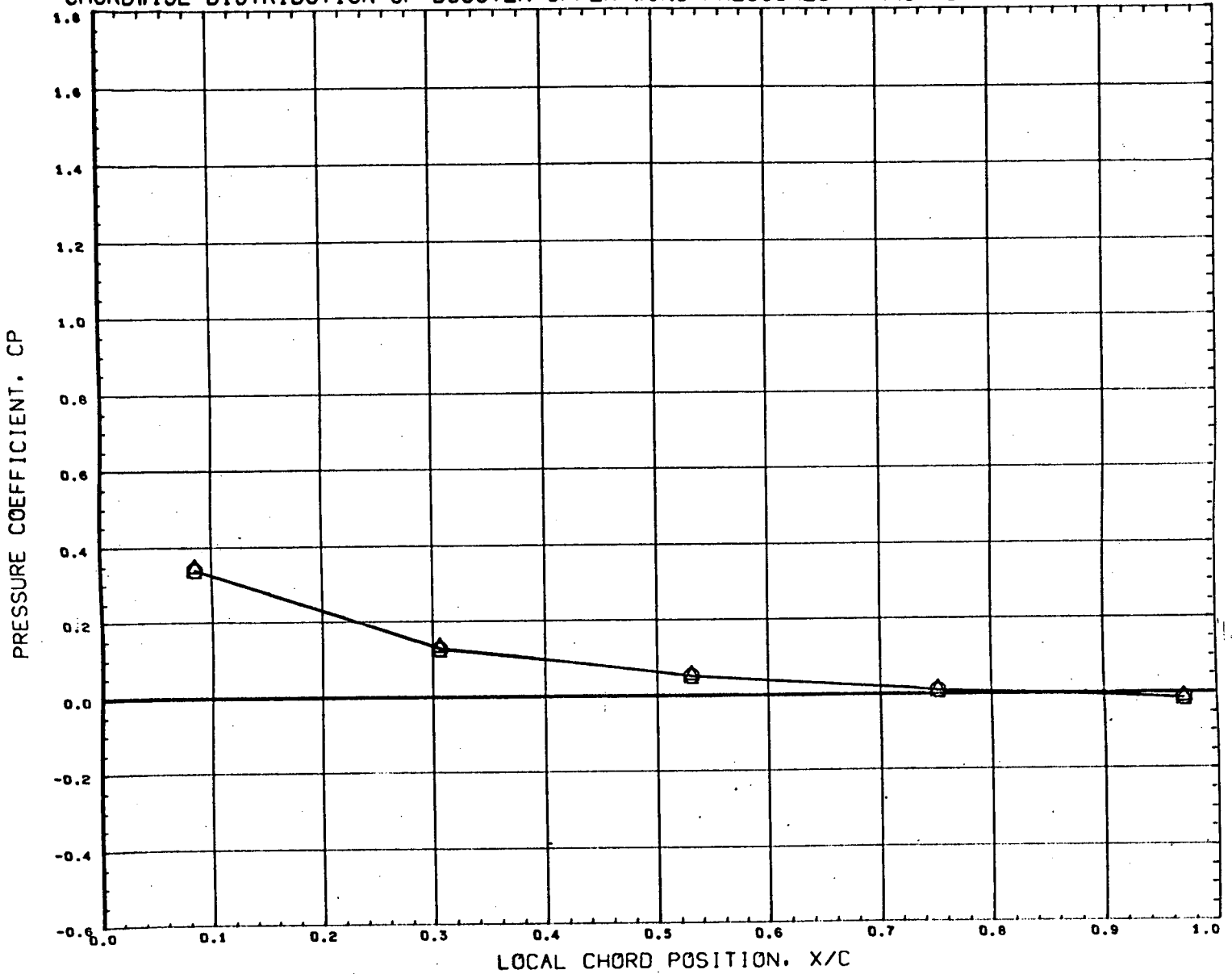
REFERENCE FILE

AEDC VA1163 MDAC BOOSTER (UPPER WING)

•BT8312•

PAGE 218

CHORDWISE DISTRIBUTION OF BOOSTER UPPER WING PRESSURES - MACH 3



SYMBOL	DELTA X	Y/B	DELTA Z
○	0.390	0.635	0.908
△	0.478		

PARAMETRIC VALUES			
BETA	0.000	ALPHAB	- 4.945
MACH	3.000	ALPHA I	0.000
ORBPOW	100.000	BSTPOW	50.000

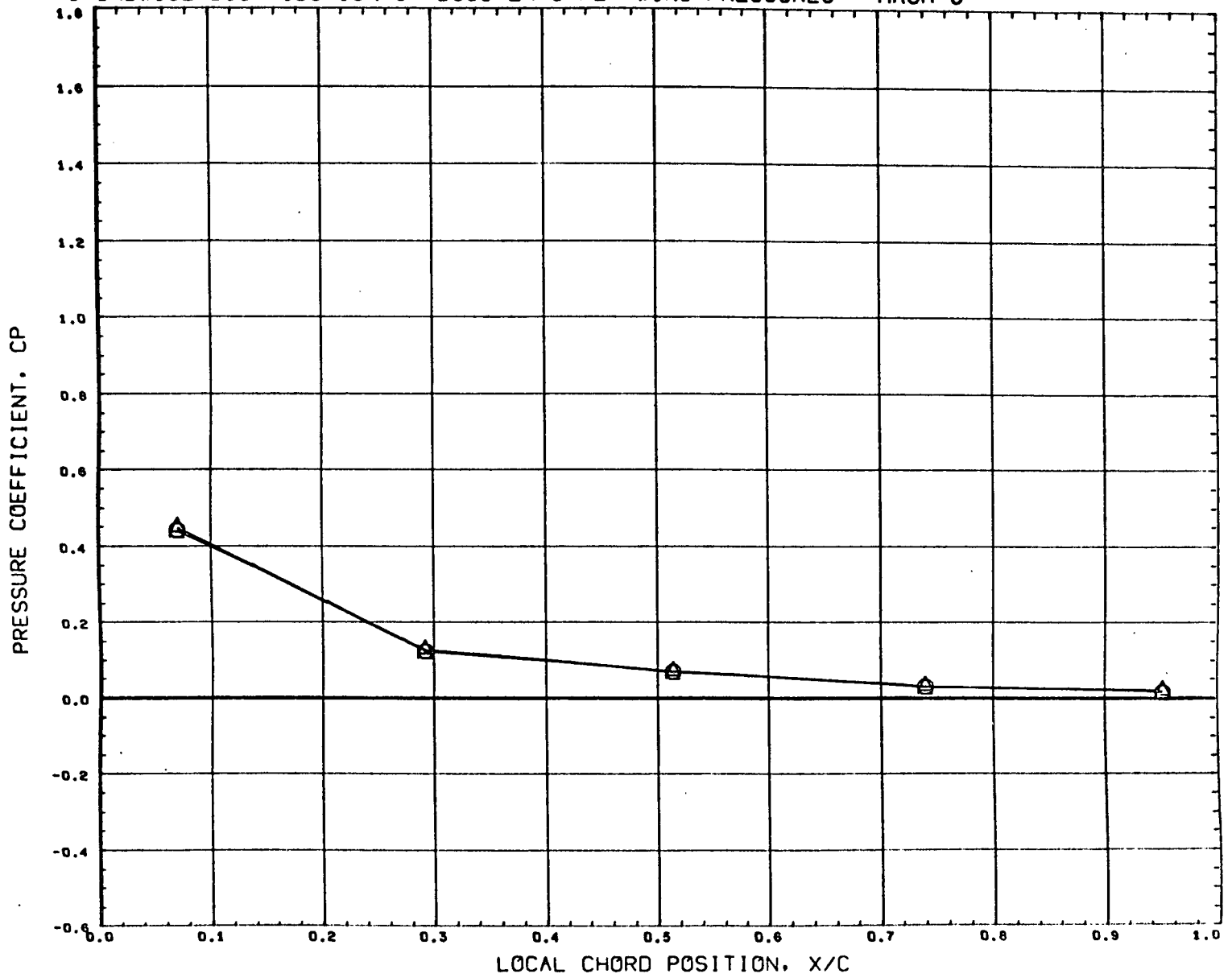
REFERENCE FILE

AEDC VA1163 MDAC BOOSTER (UPPER WING)

•BT8312•

PAGE 219

CHORDWISE DISTRIBUTION OF BOOSTER UPPER WING PRESSURES - MACH 3



SYMBOL	DELTA X	Y/B	DELTA Z
○	0.390	0.773	0.908
△	0.478		

PARAMETRIC VALUES		
BETA	0.000	ALPHA _B - 4.945
MACH	3.000	ALPHA _I 0.000
ORBPOW	100.000	BSTPOW 50.000

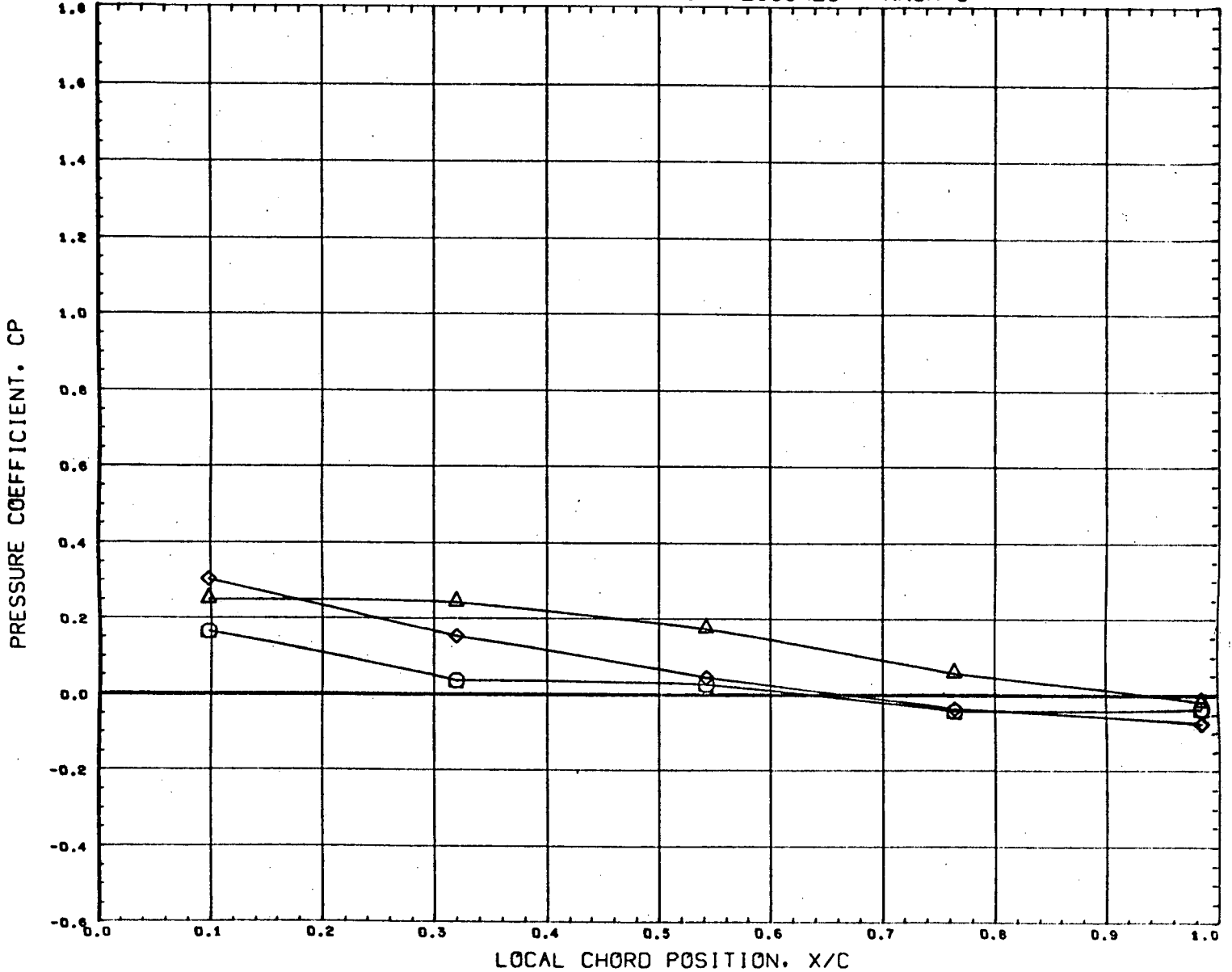
REFERENCE FILE

AEDC VA1163 MDAC BOOSTER (UPPER WING)

•BT8312•

PAGE 220

CHORDWISE DISTRIBUTION OF BOOSTER UPPER WING PRESSURES - MACH 3

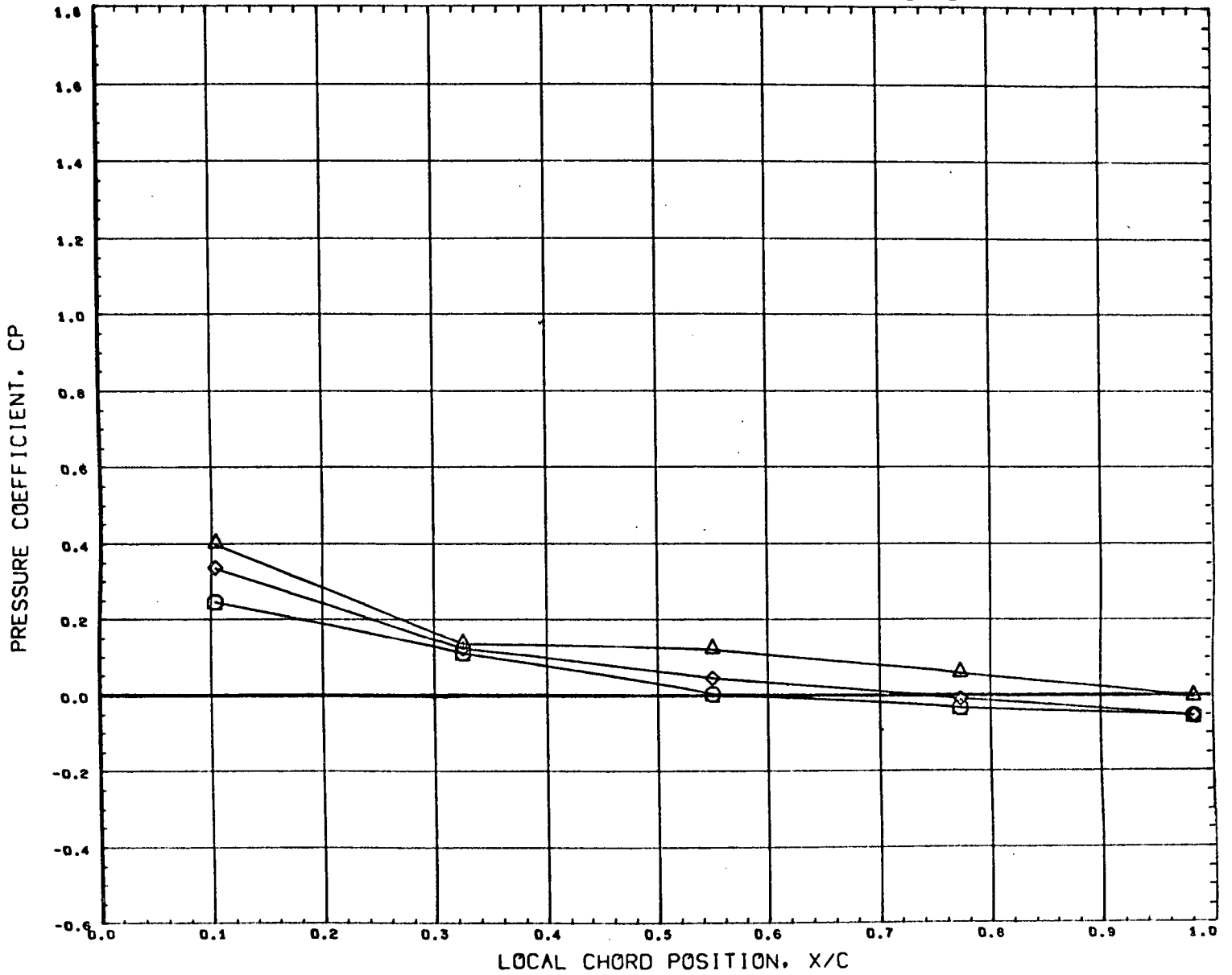


SYMBOL	DELTA X	Y/B	DELTA Z
○	0.143	0.221	0.120
△	0.102		
◇	0.228		

PARAMETRIC VALUES			
BETA	0.000	ALPHA2	0.008
MACH	3.000	ALPHA1	0.000
ORBPOW	100.000	BSTPOW	50.000

REFERENCE FILE

CHORDWISE DISTRIBUTION OF BOOSTER UPPER WING PRESSURES - MACH 3



SYMBOL	DELTA X	Y/B	DELTA Z
○	0.143	0.359	0.120
△	0.102		
◇	0.228		

PARAMETRIC VALUES			
BETA	0.000	ALPHAD	0.008
MACH	3.000	ALPHA I	0.000
ORBPOW	100.000	BSTPOW	50.000

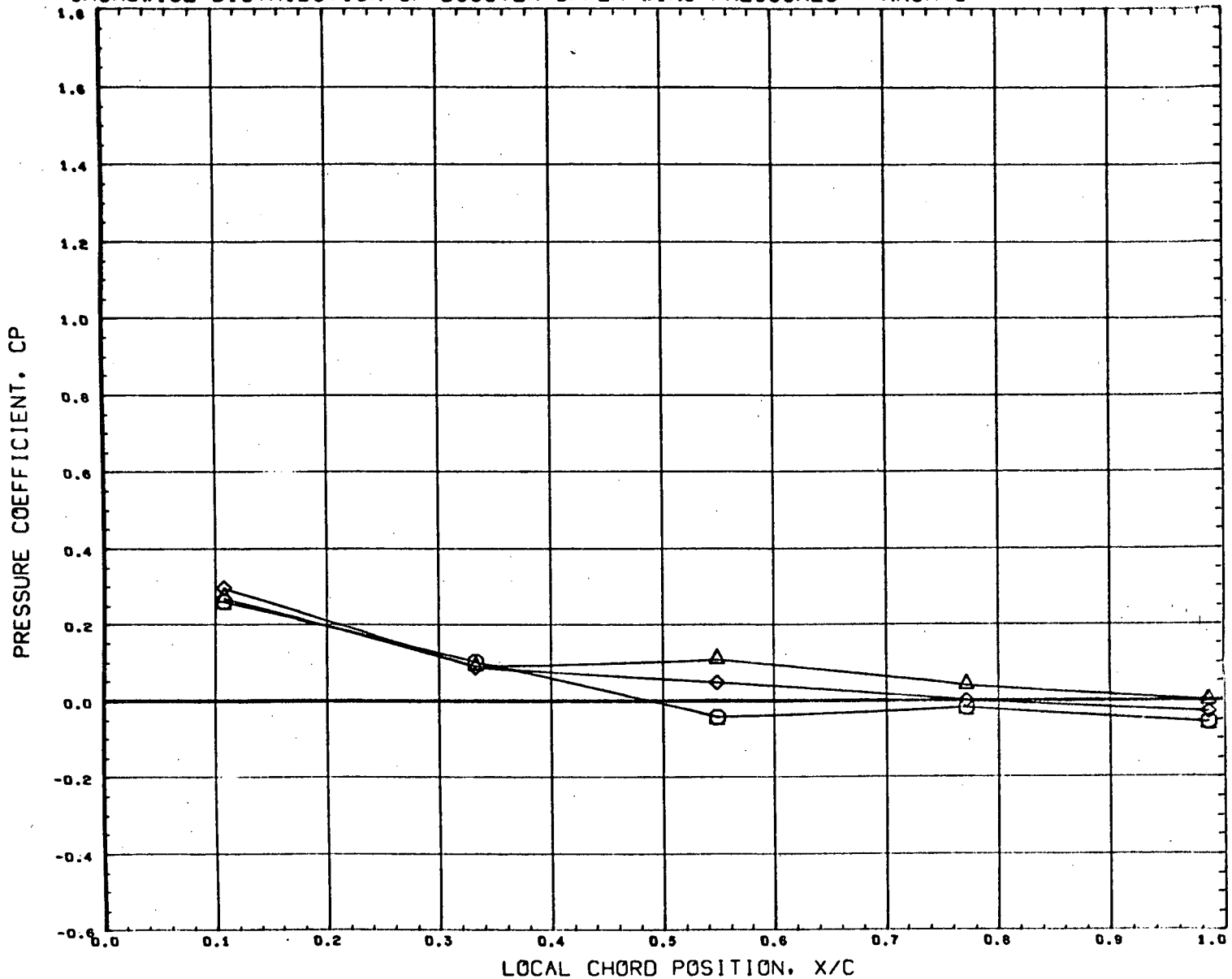
REFERENCE FILE

AEDC VA1163 MDAC BOOSTER (UPPER WING)

•BT8313•

PAGE 222

CHORDWISE DISTRIBUTION OF BOOSTER UPPER WING PRESSURES - MACH 3

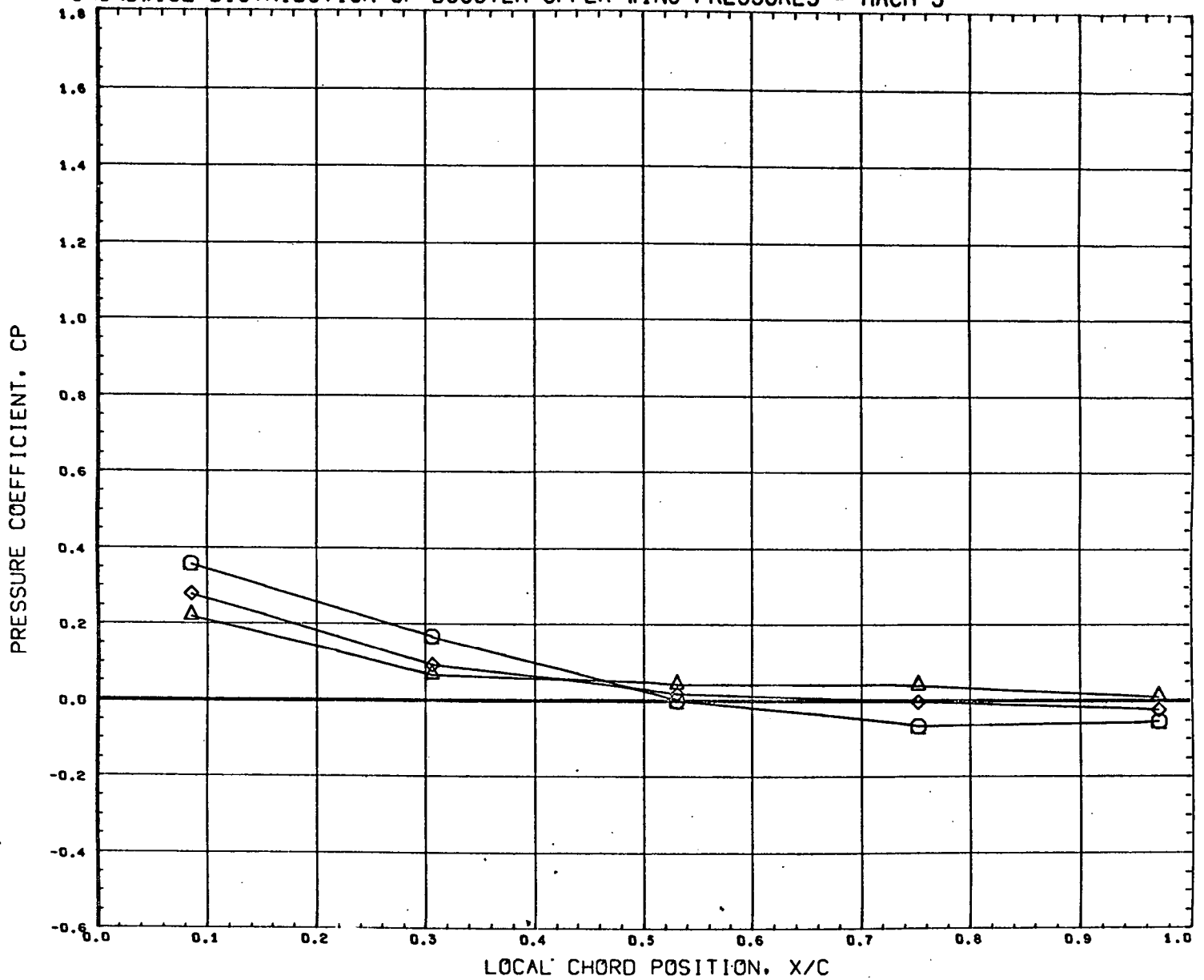


SYMBOL	DELTA X	Y/B	DELTA Z
○	0.143	0.497	0.120
△	0.102		
◇	0.228		

PARAMETRIC VALUES			
BETA	0.000	ALPHA B	0.008
MACH	3.000	ALPHA I	0.000
ORBPOW	100.000	BSTPOW	50.000

REFERENCE FILE

CHORDWISE DISTRIBUTION OF BOOSTER UPPER WING PRESSURES - MACH 3



SYMBOL	DELTA X	Y/B	DELTA Z
○	0.143	0.635	0.120
△	0.102		
◇	0.228		

PARAMETRIC VALUES			
BETA	0.000	ALPHAB	0.008
MACH	3.000	ALPHA I	0.000
ORBPOW	100.000	BSTPOW	50.000

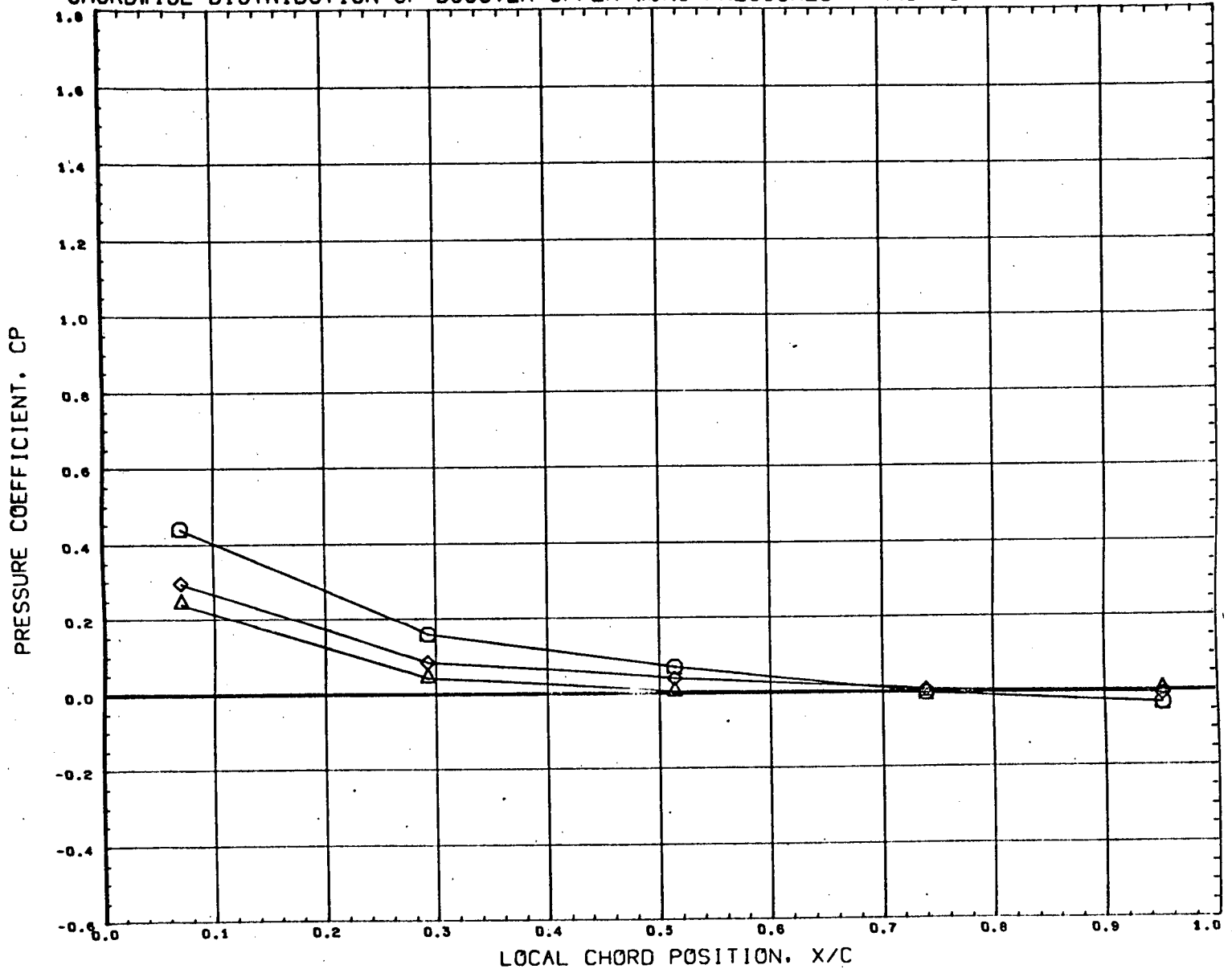
REFERENCE FILE

AEDC VA1163 MDAC BOOSTER (UPPER WING)

•BT8313•

PAGE 224

CHORDWISE DISTRIBUTION OF BOOSTER UPPER WING PRESSURES - MACH 3



SYMBOL	DELTA X	Y/B	DELTA Z
○	0.143	0.773	0.120
◇	0.102		
△	0.228		

PARAMETRIC VALUES			
BETA	0.000	ALPHAB	0.006
MACH	3.000	ALPHA I	0.000
ORBPOW	100.000	BSTPOW	50.000

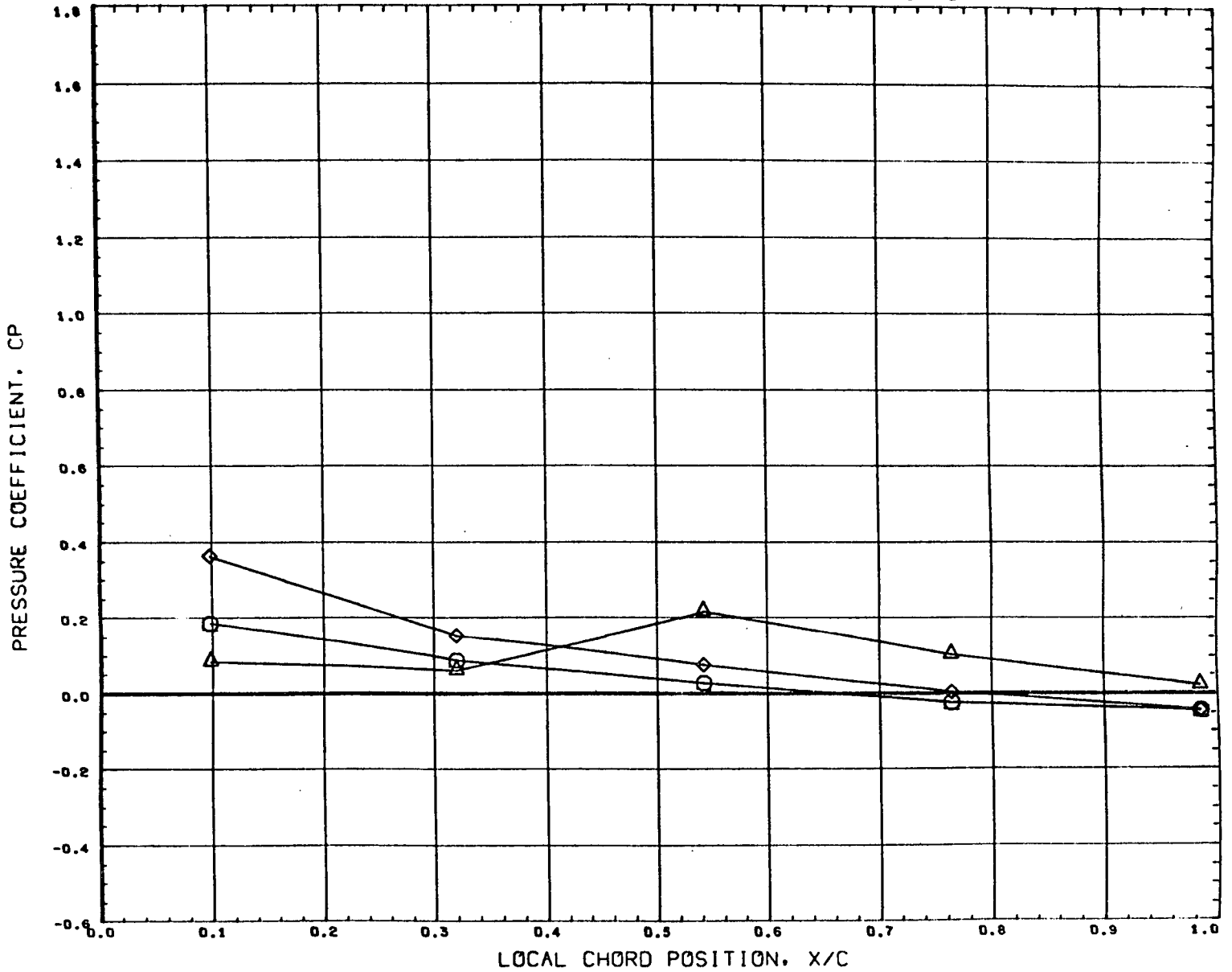
REFERENCE FILE

AEDC VA1163 MOAC BOOSTER (UPPER WING)

•BT8313•

PAGE 225

CHORDWISE DISTRIBUTION OF BOOSTER UPPER WING PRESSURES - MACH 3



SYMBOL	DELTA X	Y/B	DELTA Z
○	0.144	0.221	0.151
△	0.103		
◇	0.225		

PARAMETRIC VALUES			
BETA	0.000	ALPHAB	0.008
MACH	3.000	ALPHA I	0.000
ORBPOM	100.000	BSTPOW	50.000

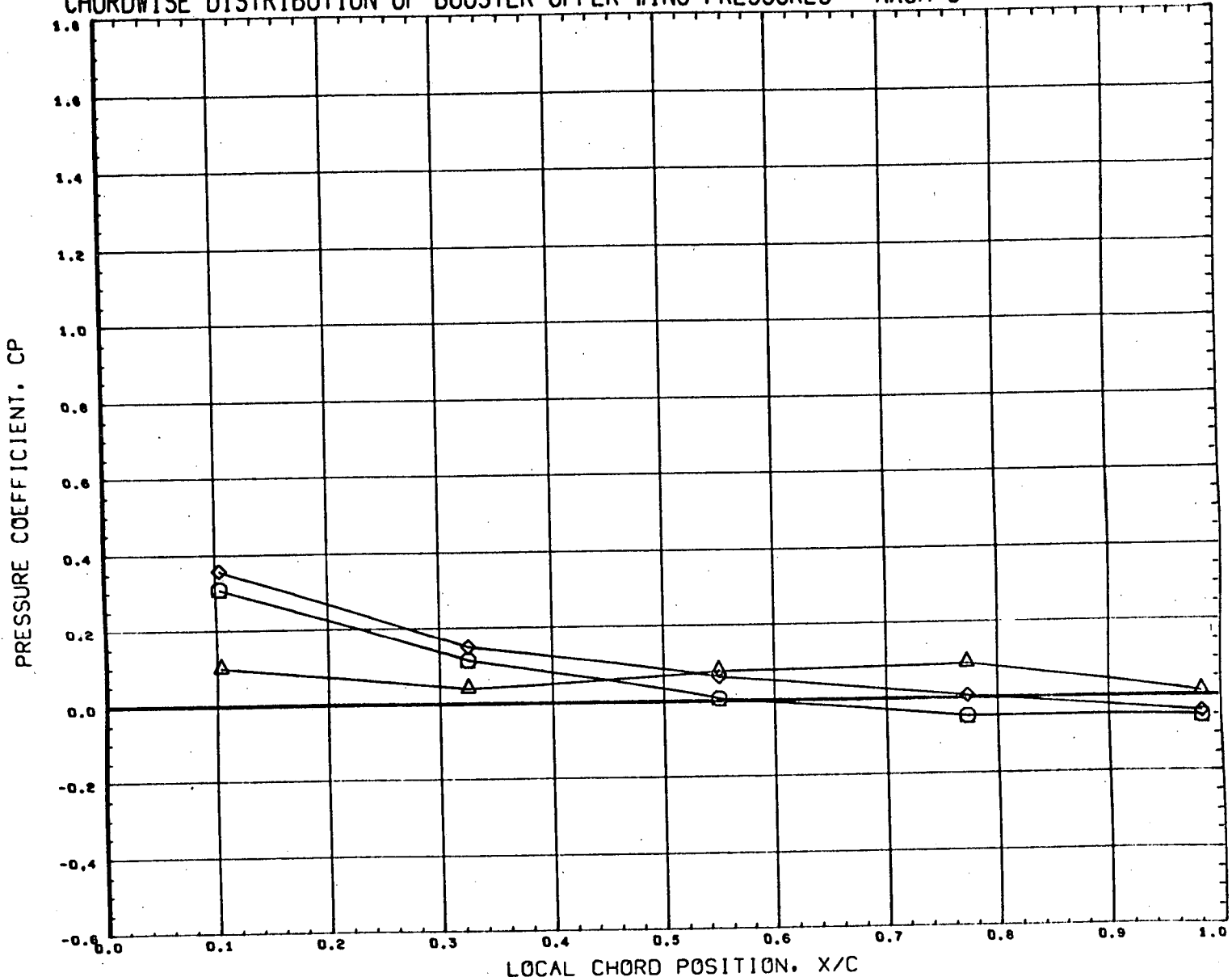
REFERENCE FILE

AEDC VA1163 MDAC BOOSTER (UPPER WING)

•BT8313•

PAGE 226

CHORDWISE DISTRIBUTION OF BOOSTER UPPER WING PRESSURES - MACH 3



SYMBOL	DELTA X	Y/B	DELTA Z
○	0.144	0.359	0.151
△	0.103		
◇	0.225		

PARAMETRIC VALUES			
BETA	0.000	ALPHA B	0.000
MACH	3.000	ALPHA I	0.000
ORBPOW	100.000	BSTPOW	50.000

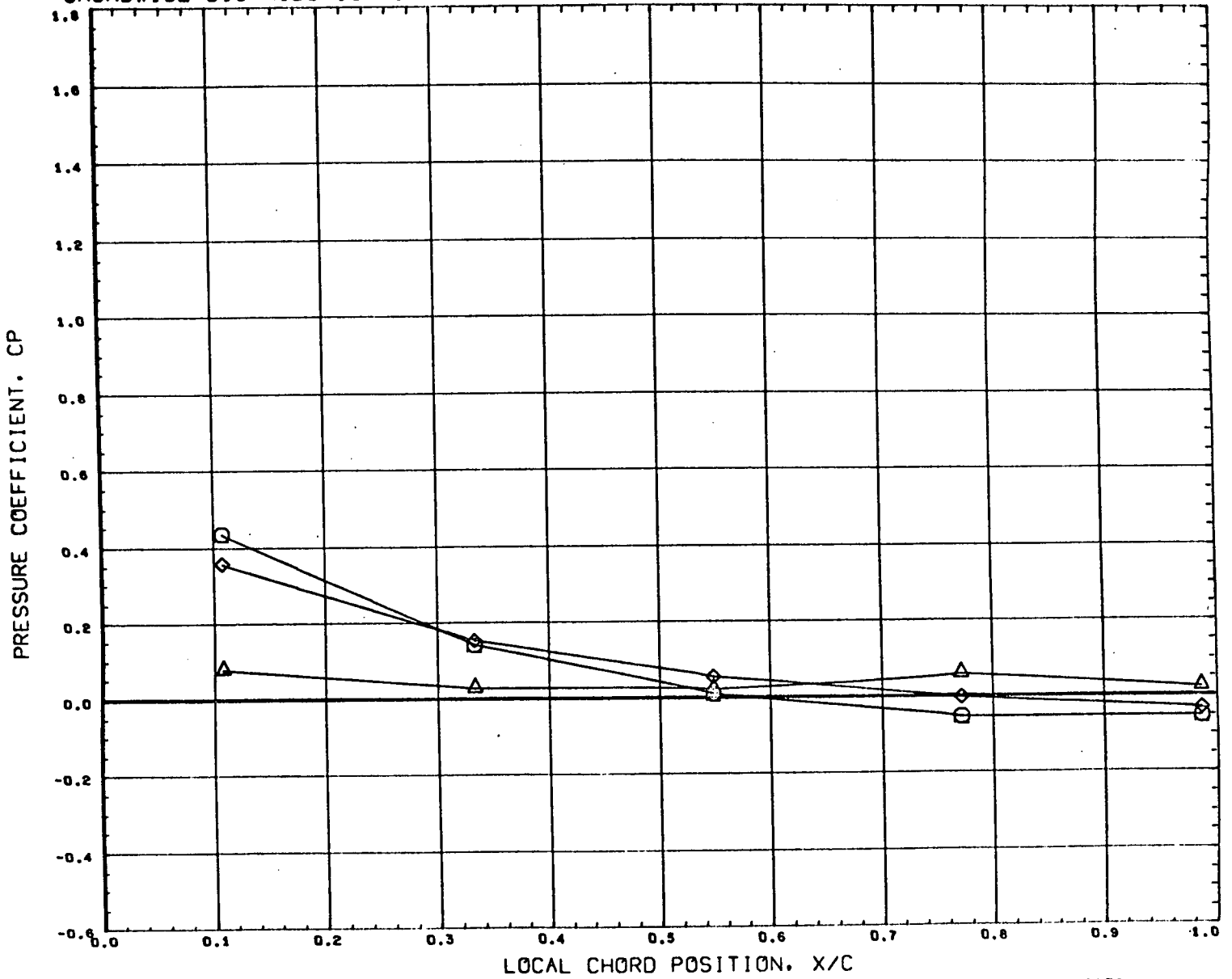
REFERENCE FILE

AEDC VA1163 MDAC BOOSTER (UPPER WING)

•BT8313•

PAGE 227

CHORDWISE DISTRIBUTION OF BOOSTER UPPER WING PRESSURES - MACH 3



SYMBOL	DELTA X	Y/B	DELTA Z
○	0.144	0.497	0.151
△	0.103		
◇	0.225		

PARAMETRIC VALUES			
BETA	0.000	ALPHAB	0.008
MACH	3.000	ALPHA1	0.000
ORBPOW	100.000	BSTPOW	50.000

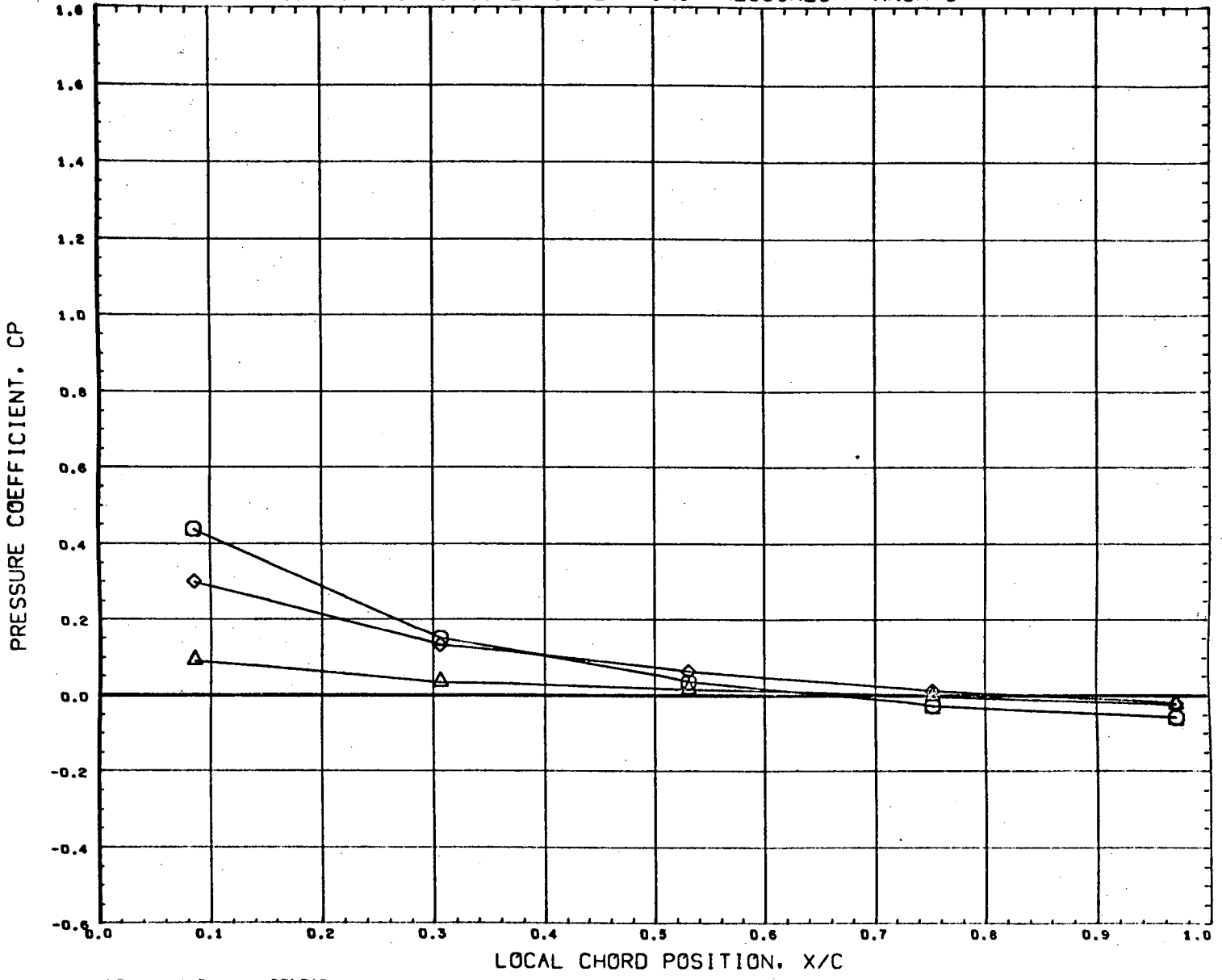
REFERENCE FILE

AEDC VA1163 MDAC BOOSTER (UPPER WING)

•BT8313•

PAGE 228

CHORDWISE DISTRIBUTION OF BOOSTER UPPER WING PRESSURES - MACH 3

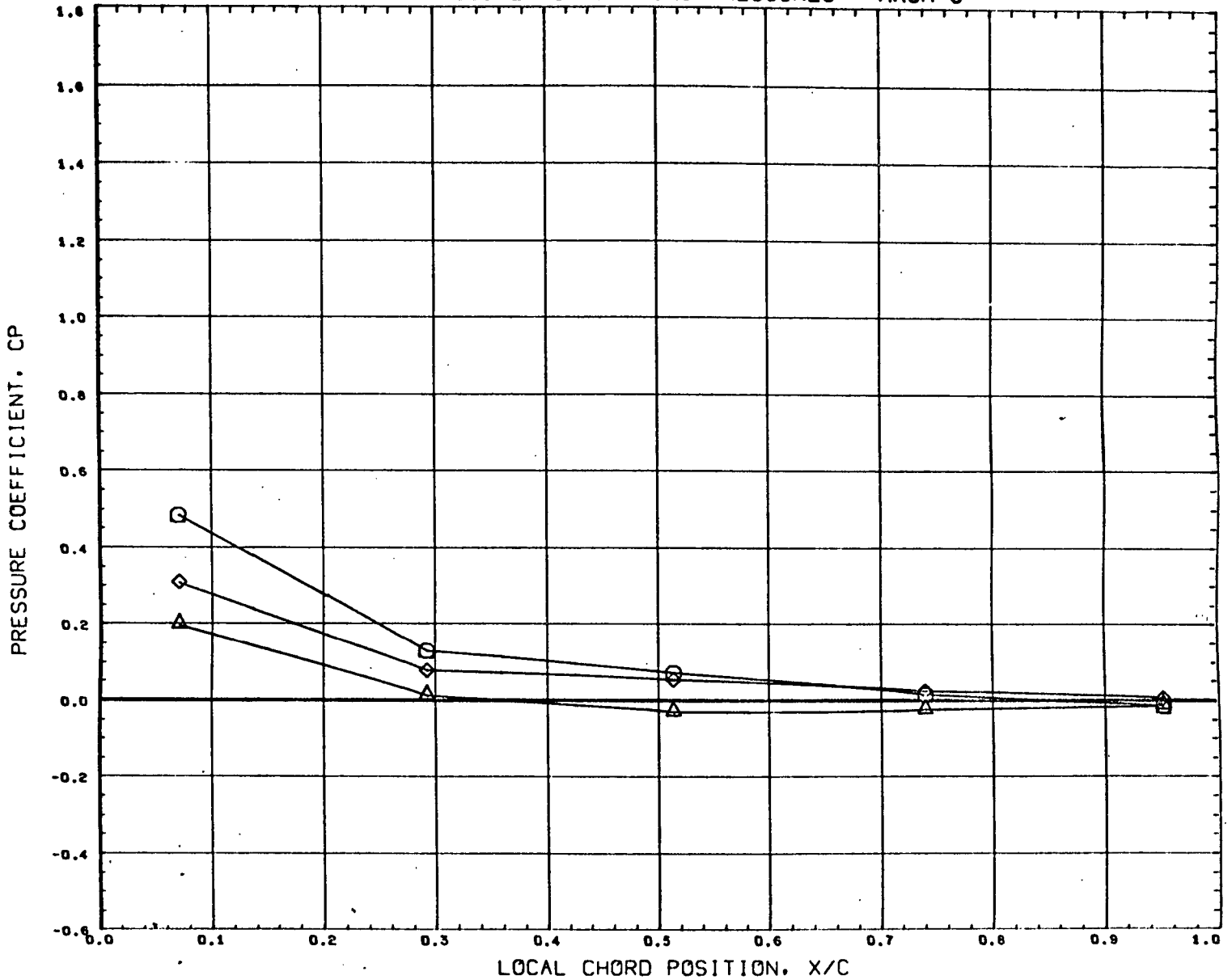


SYMBOL	DELTA X	Y/B	DELTA Z
○	0.144	0.635	0.151
△	0.103		
◇	0.225		

PARAMETRIC VALUES			
BETA	0.000	ALPHAB	0.008
MACH	3.000	ALPHA I	0.000
ORBPOW	100.000	BSTPOW	50.000

REFERENCE FILE

CHORDWISE DISTRIBUTION OF BOOSTER UPPER WING PRESSURES - MACH 3

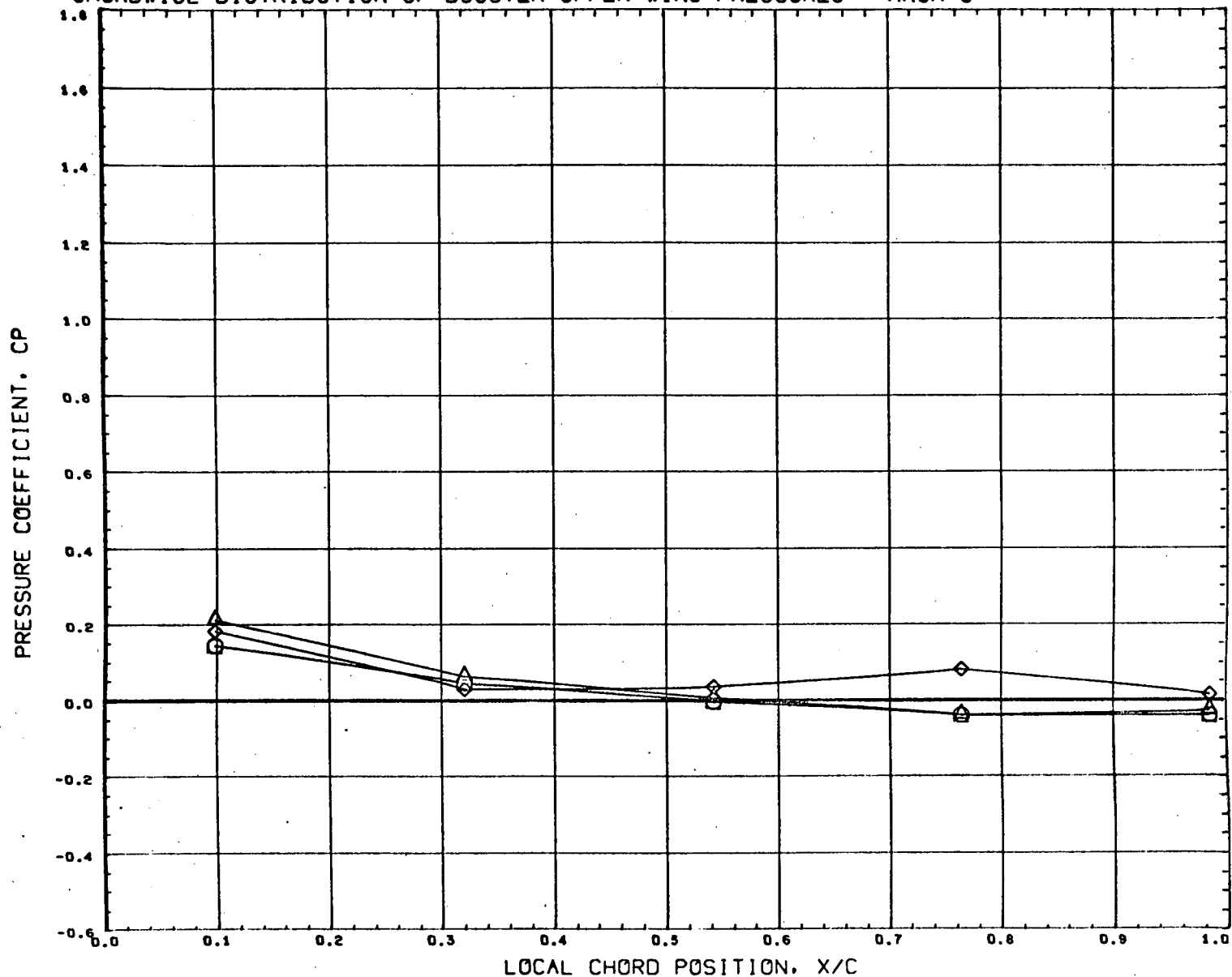


SYMBOL	DELTA X	Y/B	DELTA Z
○	0.144	0.773	0.151
△	0.103		
◇	0.225		

PARAMETRIC VALUES			
BETA	0.000	ALPHAB	0.008
MACH	3.000	ALPHA I	0.000
ORBPOW	100.000	BSTPOW	50.000

REFERENCE FILE

CHORDWISE DISTRIBUTION OF BOOSTER UPPER WING PRESSURES - MACH 3

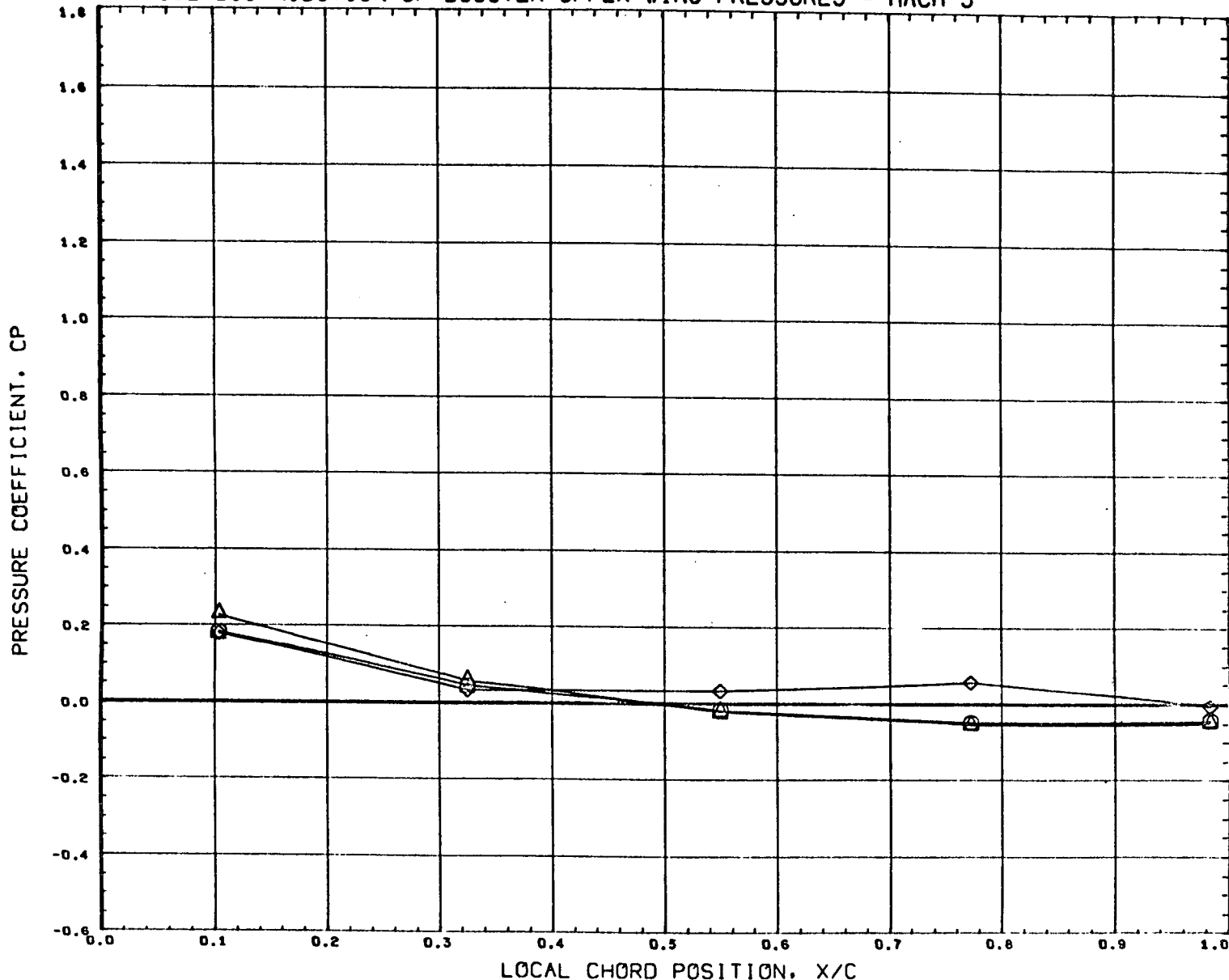


SYMBOL	DELTA X	Y/B	DELTA Z
○	0.144	0.221	0.228
△	0.103		
◇	0.227		

PARAMETRIC VALUES			
BETA	0.000	ALPHA _B	0.008
MACH	3.000	ALPHA _I	0.000
OREPOW	100.000	BSTPOW	50.000

REFERENCE FILE

CHORDWISE DISTRIBUTION OF BOOSTER UPPER WING PRESSURES - MACH 3

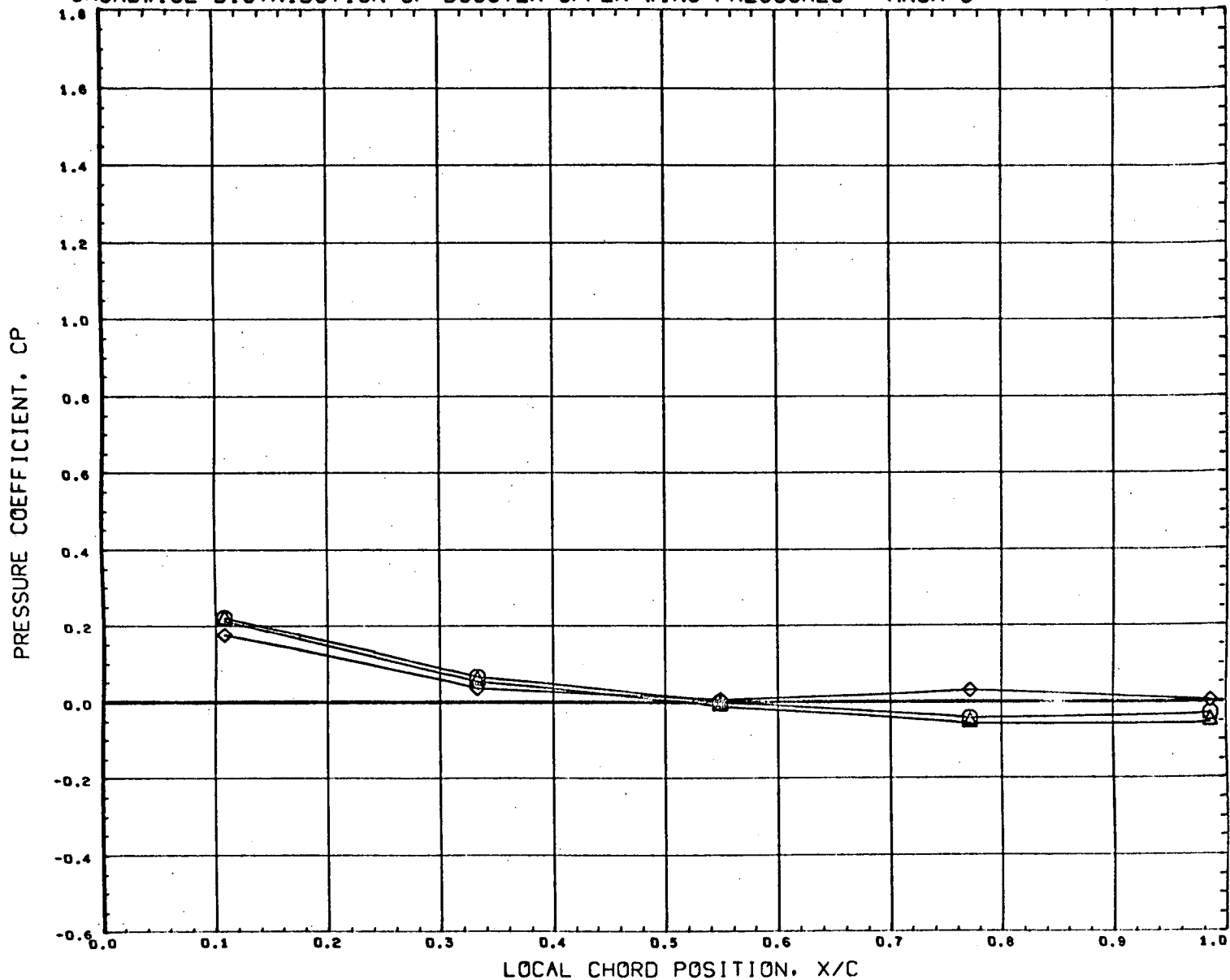


SYMBOL	DELTA X	Y/B	DELTA Z
○	0.144	0.359	0.228
△	0.103		
◇	0.227		

PARAMETRIC VALUES			
BETA	0.000	ALPHAB	0.000
MACH	3.000	ALPHA1	0.000
ORBPOW	100.000	BSTPOW	50.000

REFERENCE FILE

CHORDWISE DISTRIBUTION OF BOOSTER UPPER WING PRESSURES - MACH 3



SYMBOL	DELTA X	Y/B	DELTA Z
○	0.144	0.497	0.228
△	0.103		
◇	0.227		

PARAMETRIC VALUES			
BETA	0.000	ALPHAD	0.008
MACH	3.000	ALPHA1	0.000
ORBPOW	100.000	BSTPOW	50.000

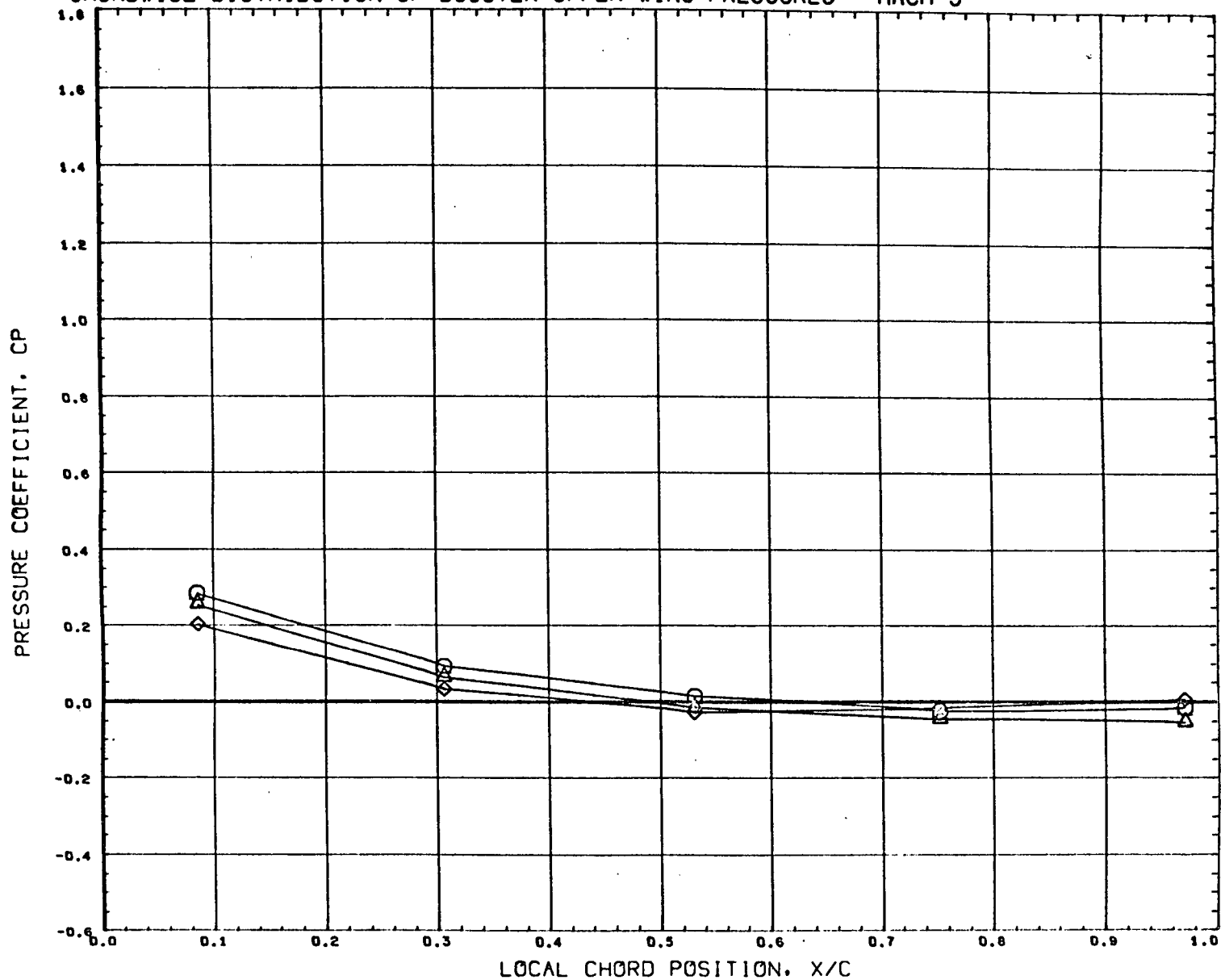
REFERENCE FILE

AEDC VA1163 MDAC BOOSTER (UPPER WING)

•BT8313•

PAGE 233

CHORDWISE DISTRIBUTION OF BOOSTER UPPER WING PRESSURES - MACH 3

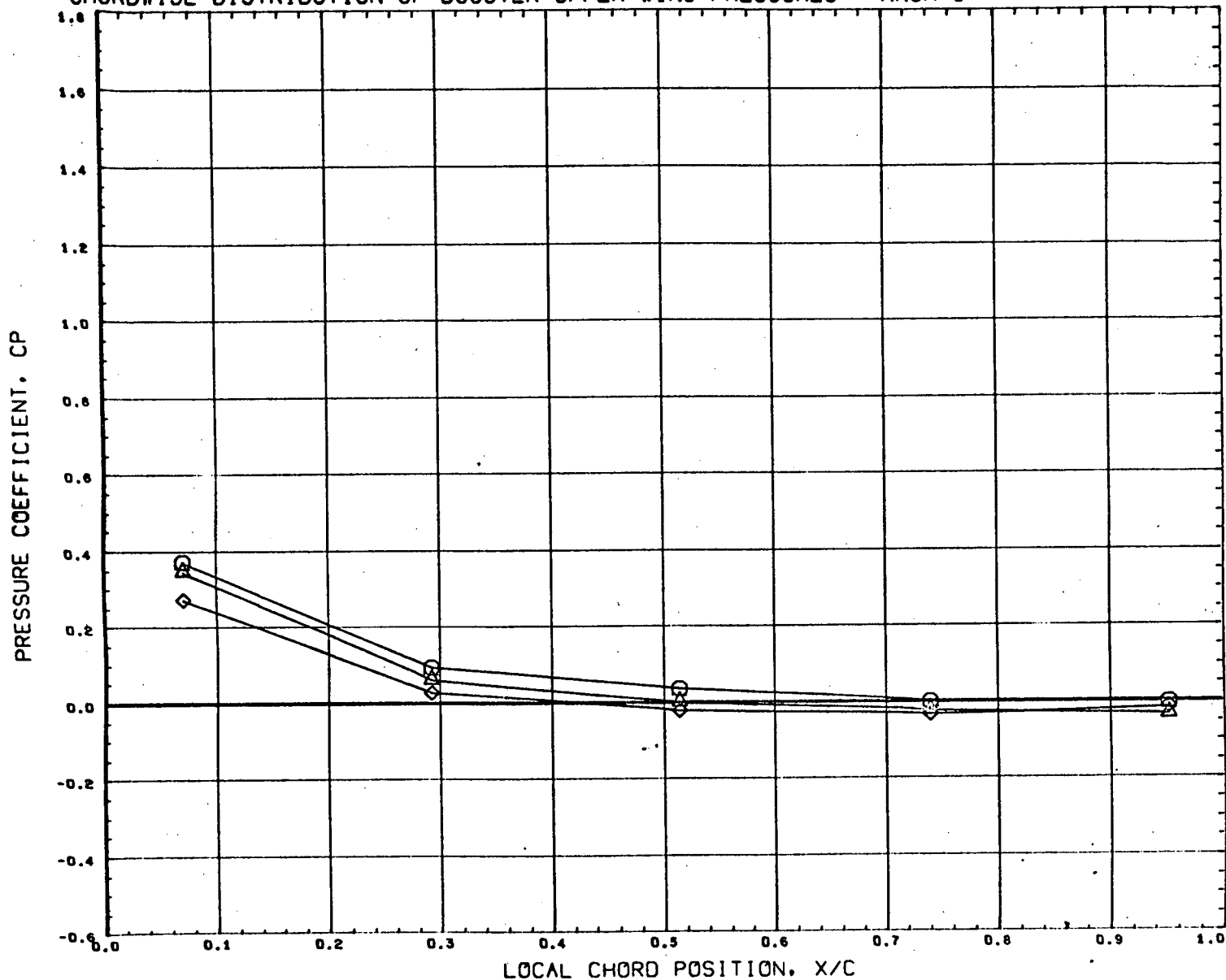


SYMBOL	DELTA X	Y/B	DELTA Z
○	0.144	0.635	0.228
△	0.103		
◇	0.227		

PARAMETRIC VALUES			
BETA	0.000	ALPHAB	0.008
MACH	3.000	ALPHA1	0.000
ORBPOW	100.000	BSTPOW	50.000

REFERENCE FILE

CHORDWISE DISTRIBUTION OF BOOSTER UPPER WING PRESSURES - MACH 3



SYMBOL	DELTA X	Y/B	DELTA Z
○	0.144	0.773	0.228
△	0.103		
◇	0.227		

PARAMETRIC VALUES			
BETA	0.000	ALPHAB	0.008
MACH	3.000	ALPHA I	0.000
ORBPOW	100.000	BSTPOW	50.000

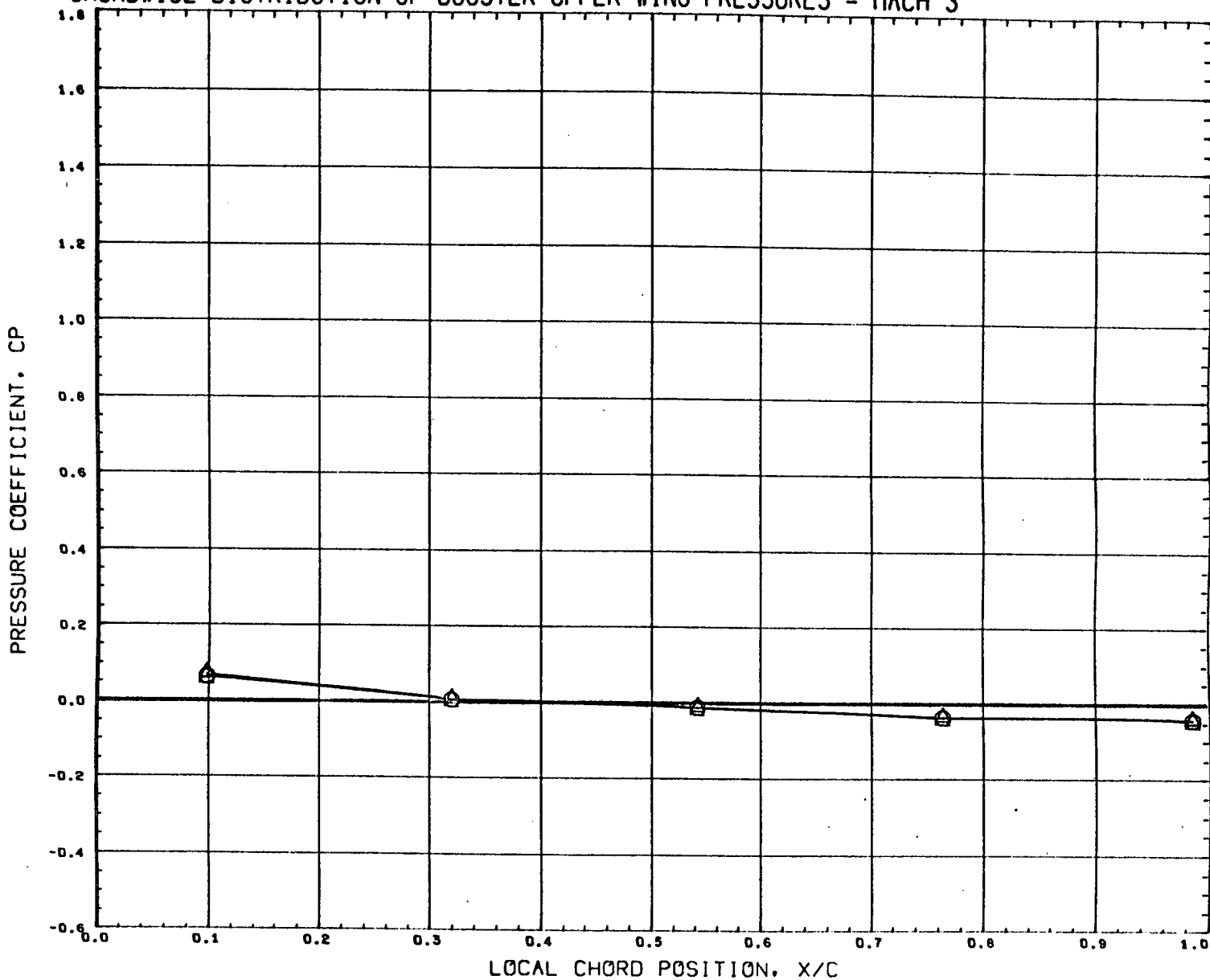
REFERENCE FILE

AEDC VA1163 MDAC BOOSTER (UPPER WING)

•BT8313•

PAGE 235

CHORDWISE DISTRIBUTION OF BOOSTER UPPER WING PRESSURES - MACH 3



SYMBOL	DELTA X	Y/B	DELTA Z
○	0.390	0.221	0.908
△	0.479		

PARAMETRIC VALUES			
BETA	0.000	ALPHAB	0.008
MACH	3.000	ALPHA1	0.000
ORBPOW	100.000	BSTPOW	50.000

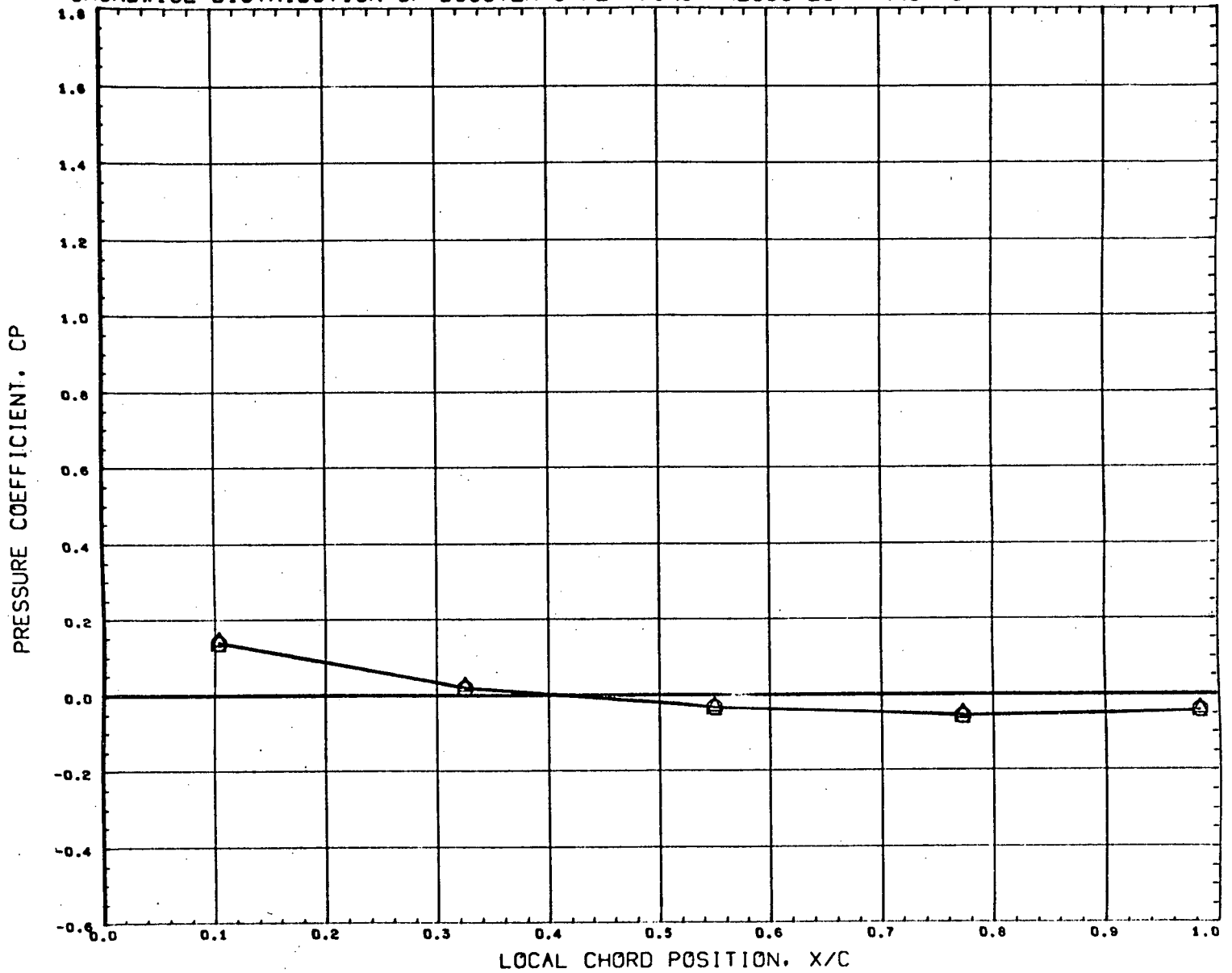
REFERENCE FILE

AEDC VA1163 MDAC BOOSTER (UPPER WING)

•BT8313•

PAGE 236

CHORDWISE DISTRIBUTION OF BOOSTER UPPER WING PRESSURES - MACH 3



SYMBOL	DELTA X	Y/B	DELTA Z
○	0.390	0.359	0.908
△	0.479		

PARAMETRIC VALUES			
BETA	0.000	ALPHAB	0.008
MACH	3.000	ALPHA I	0.000
ORBPOW	100.000	BSTPOW	50.000

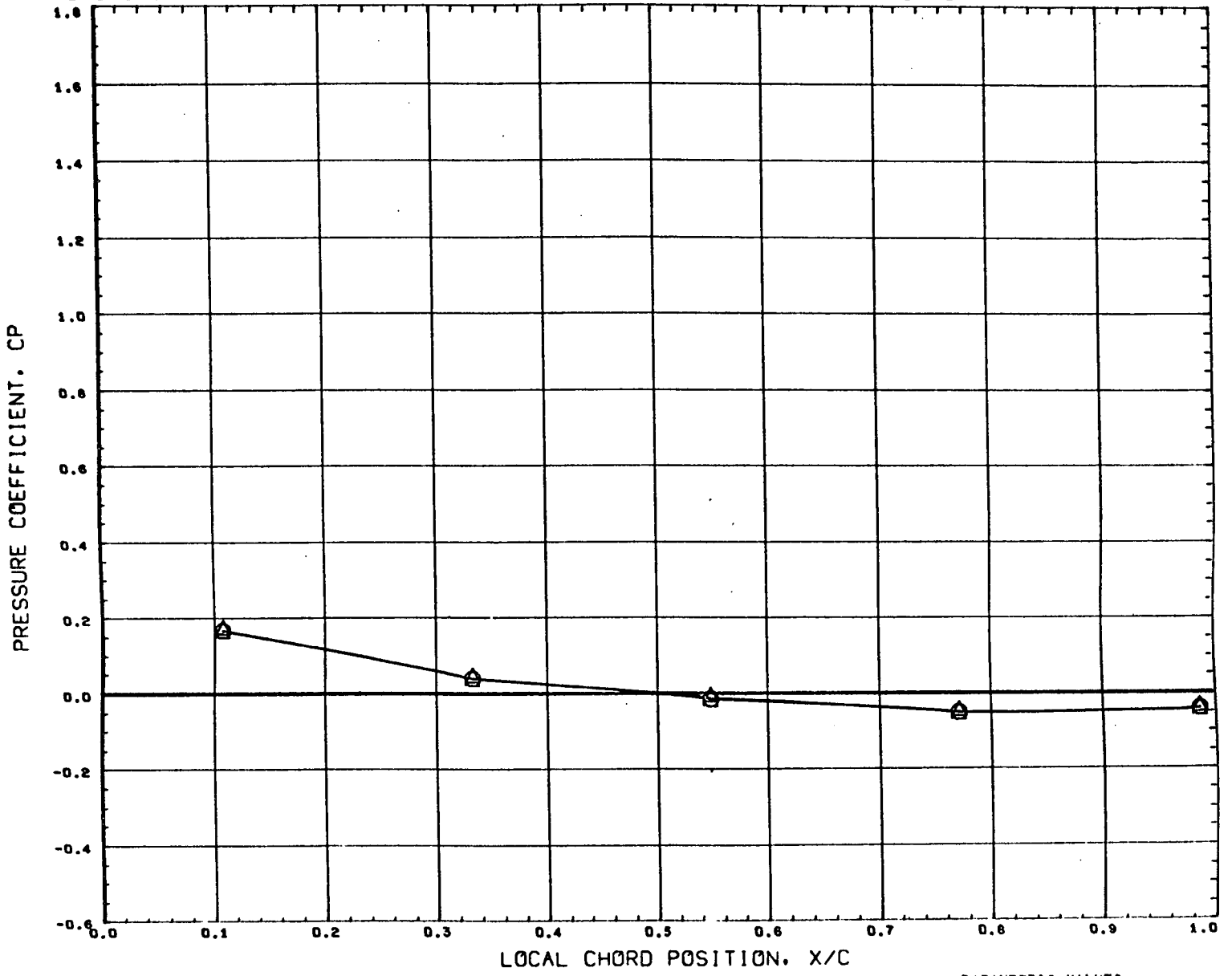
REFERENCE FILE

AEDC VA1163 MDAC BOOSTER (UPPER WING)

•BT8313•

PAGE 237

CHORDWISE DISTRIBUTION OF BOOSTER UPPER WING PRESSURES - MACH 3

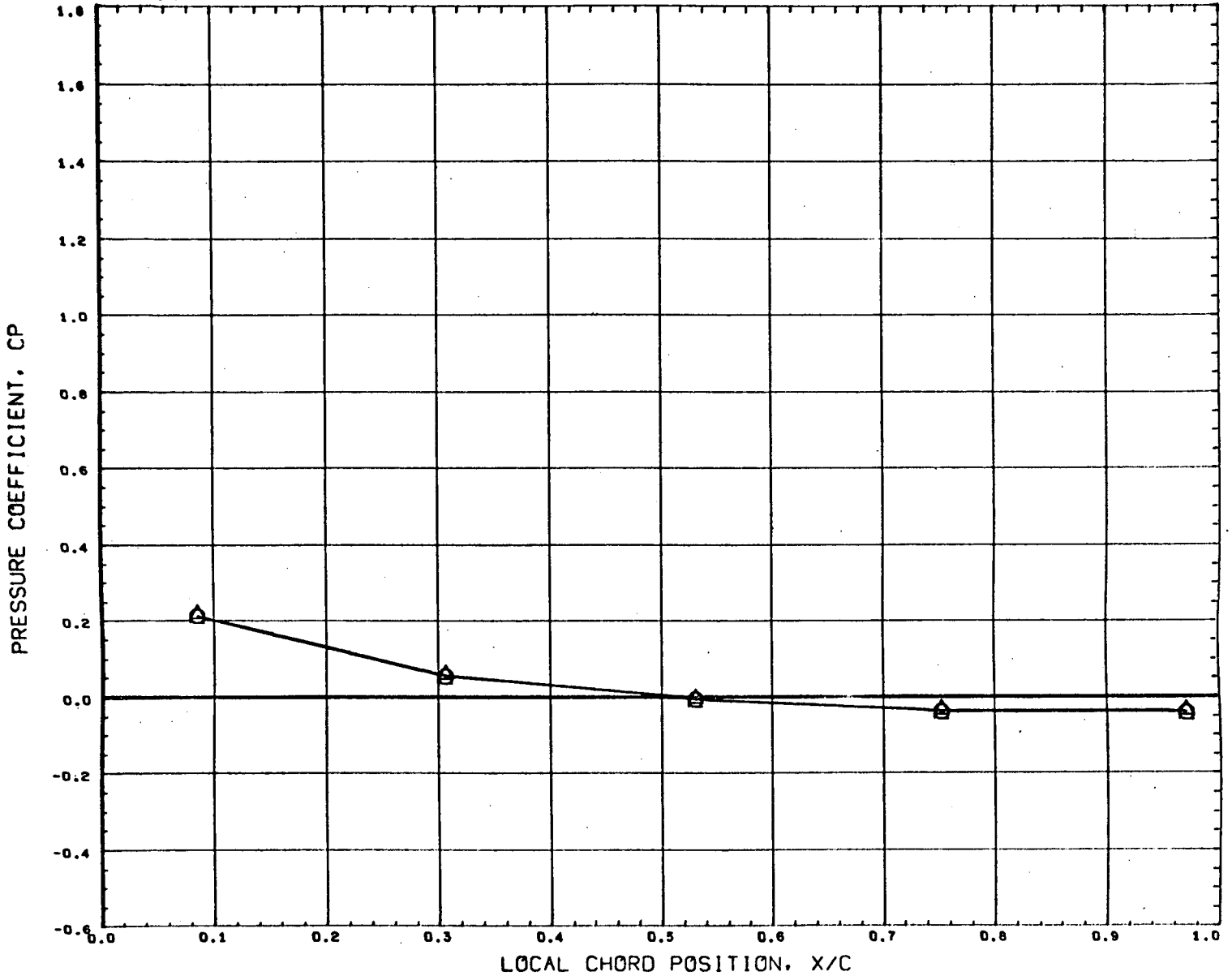


SYMBOL	DELTA X	Y/B	DELTA Z
○	0.390	0.497	0.908
△	0.479		

PARAMETRIC VALUES			
BETA	0.000	ALPHA B	0.008
MACH	3.000	ALPHA I	0.000
ORBPOW	100.000	BSTPOW	50.000

REFERENCE FILE

CHORDWISE DISTRIBUTION OF BOOSTER UPPER WING PRESSURES - MACH 3



SYMBOL	DELTA X	Y/B	DELTA Z
○	0.390	0.635	0.908
△	0.479		

PARAMETRIC VALUES			
BETA	0.000	ALPHAB	0.008
MACH	3.000	ALPHA I	0.000
ORBPOW	100.000	BSTPOW	50.000

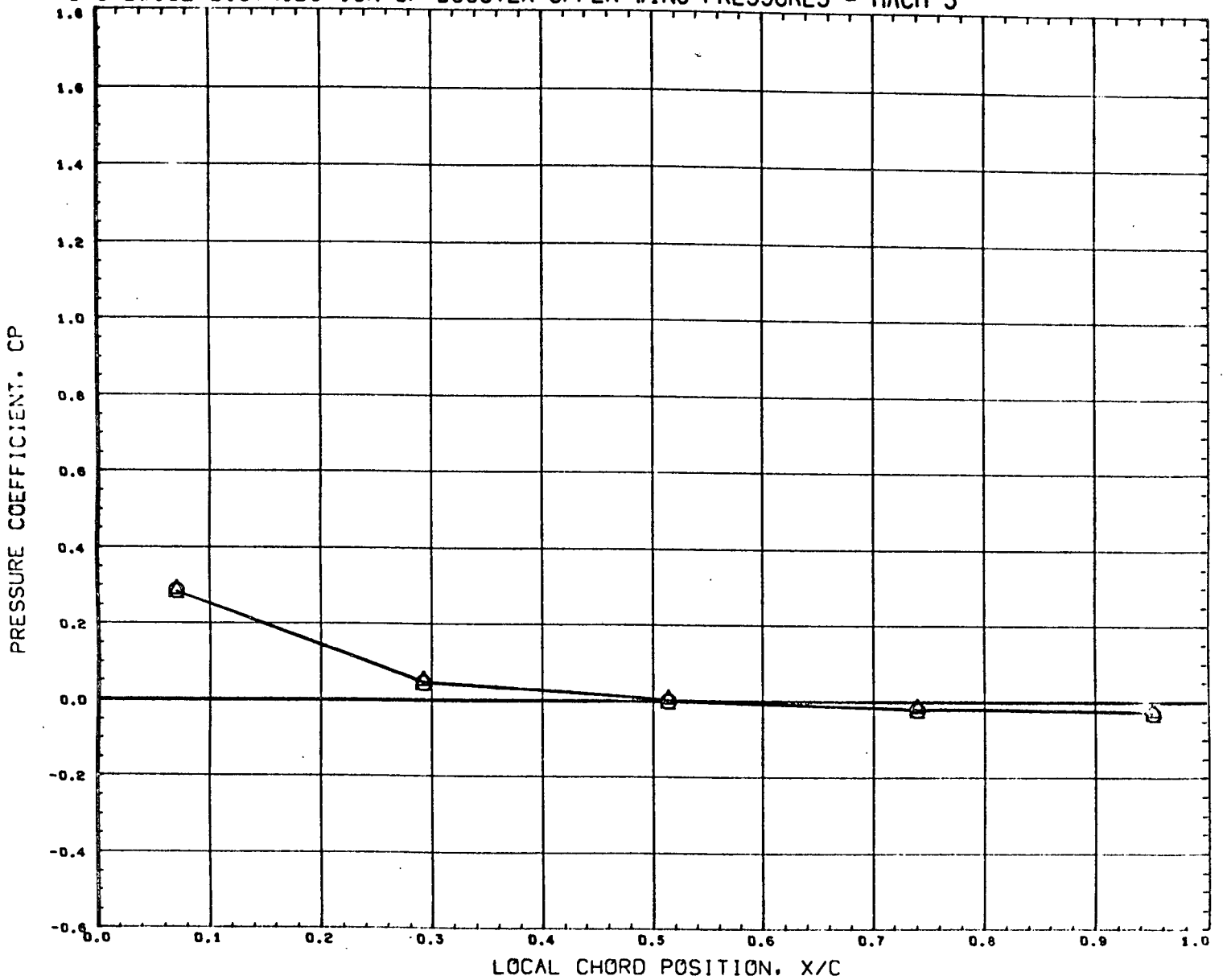
REFERENCE FILE

AEDC VA1163 MDAC BOOSTER (UPPER WING)

•BT8313•

PAGE 239

CHORDWISE DISTRIBUTION OF BOOSTER UPPER WING PRESSURES - MACH 3



SYMBOL	DELTA X	Y/B	DELTA Z
○	0.390	0.773	0.908
△	0.479		

PARAMETRIC VALUES			
BETA	0.000	ALPHAB	0.008
MACH	3.000	ALPHA I	0.000
ORBPOW	100.000	BSTPOW	50.000

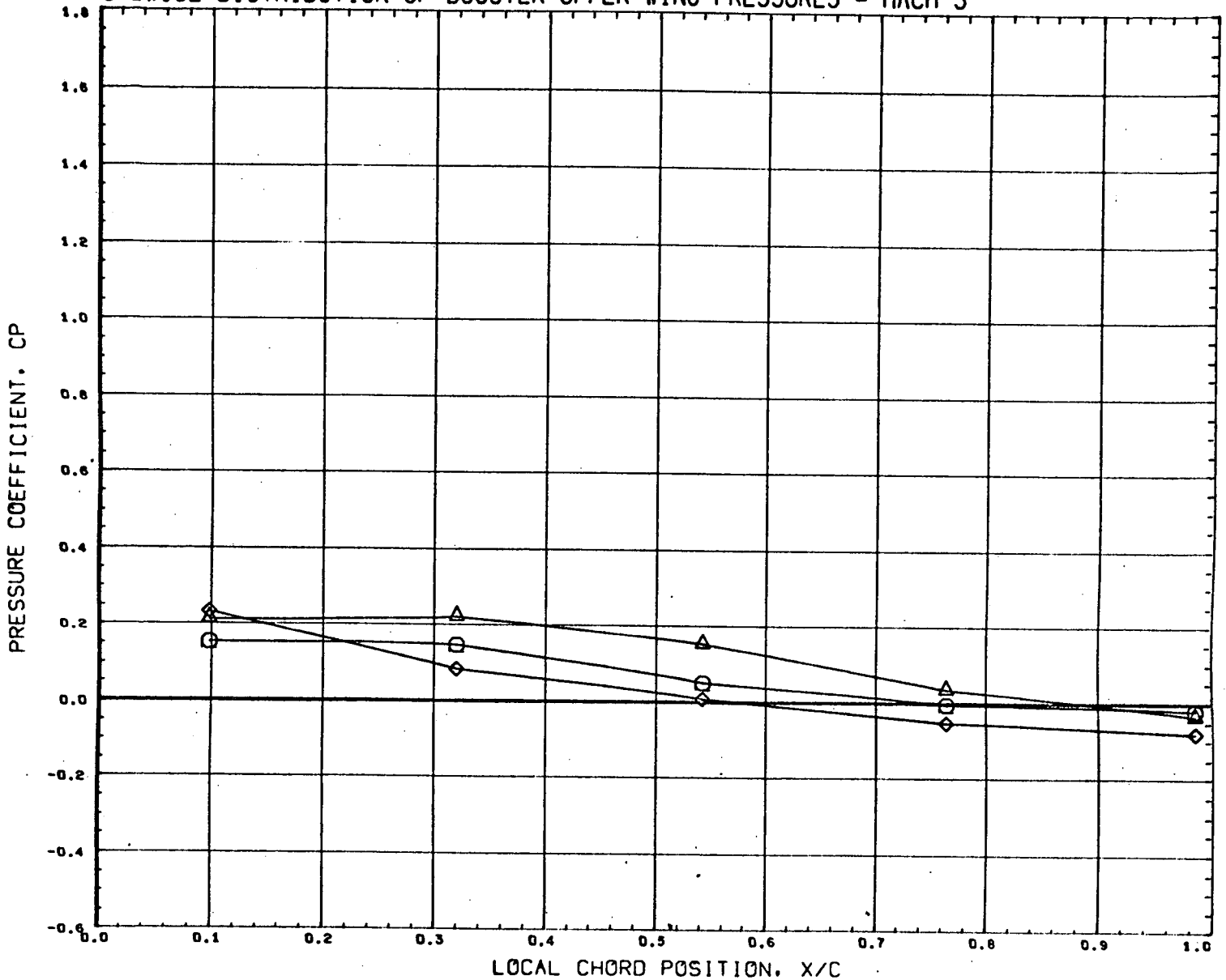
REFERENCE FILE

AEDC VA1163 MDAC BOOSTER (UPPER WING)

•BT8313•

PAGE 240

CHORDWISE DISTRIBUTION OF BOOSTER UPPER WING PRESSURES - MACH 3



SYMBOL	DELTA X	Y/B	DELTA Z
○	0.143	0.221	0.120
△	0.103		
◇	0.226		

PARAMETRIC VALUES			
BETA	0.000	ALPHAB	5.017
MACH	3.000	ALPHA1	0.000
ORBPOW	100.000	BSTPOW	50.000

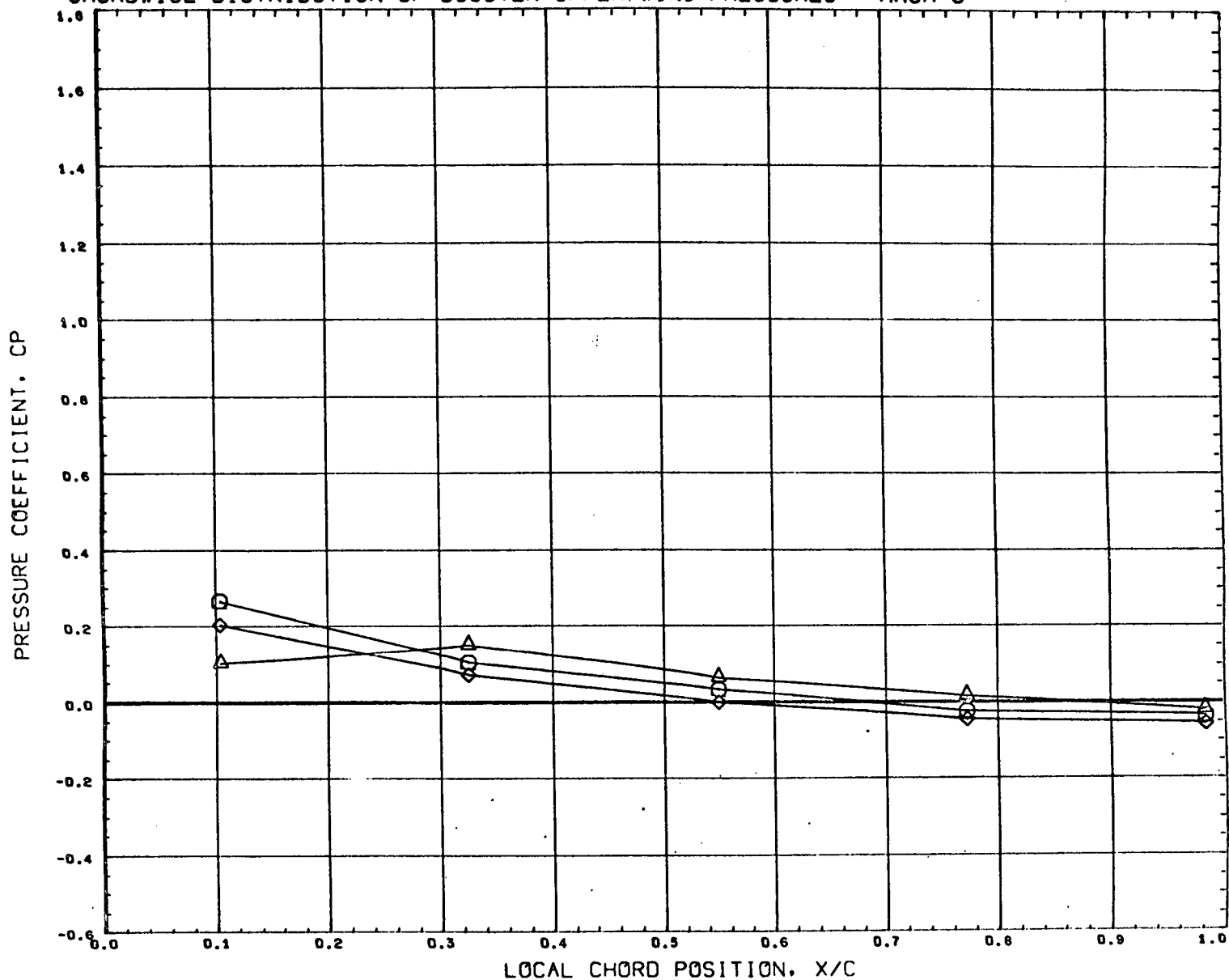
REFERENCE FILE

AEDC VA1163 MDAC BOOSTER (UPPER WING)

•BT8314•

PAGE 241

CHORDWISE DISTRIBUTION OF BOOSTER UPPER WING PRESSURES - MACH 3



SYMBOL	DELTA X	Y/B	DELTA Z
○	0.143	0.359	0.120
△	0.103		
◇	0.226		

PARAMETRIC VALUES			
BETA	0.000	ALPHAB	5.017
MACH	3.000	ALPHA1	0.000
ORBPOW	100.000	BSTPOW	50.000

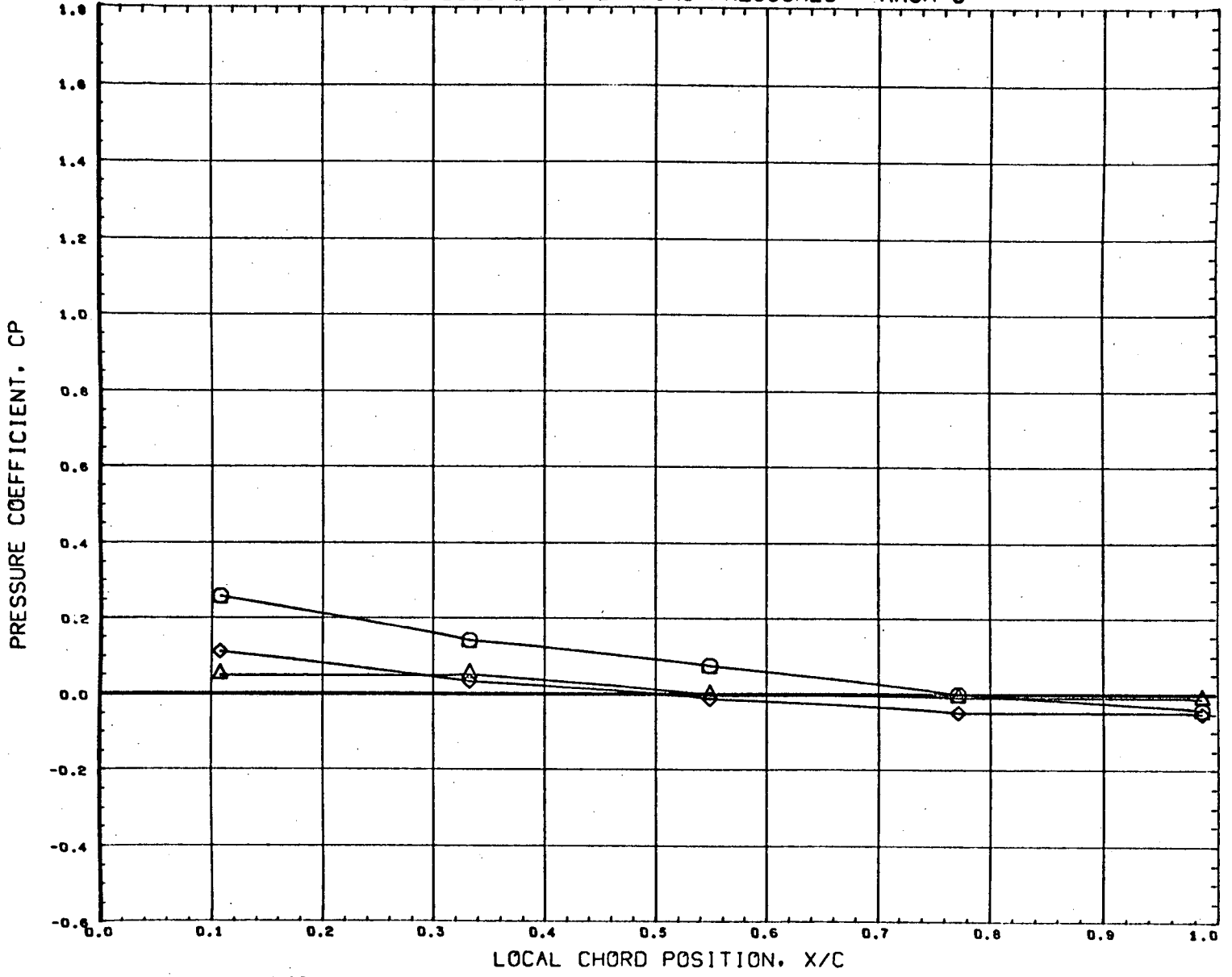
REFERENCE FILE

AEDC VA1163 MDAC BOOSTER (UPPER WING)

•BT8314•

PAGE 242

CHORDWISE DISTRIBUTION OF BOOSTER UPPER WING PRESSURES - MACH 3

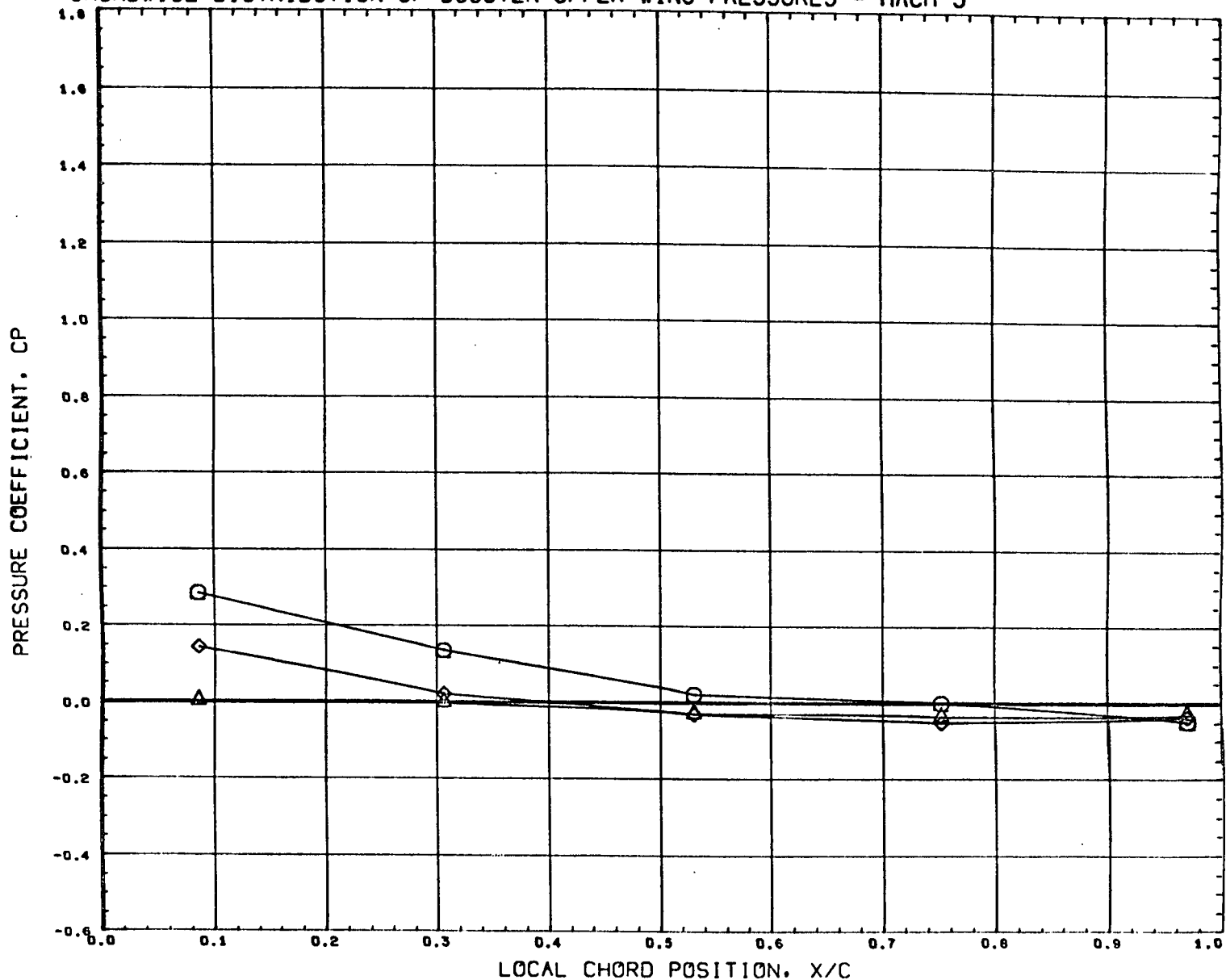


SYMBOL	DELTA X	Y/B	DELTA Z
○	0.143	0.497	0.120
△	0.103		
◇	0.226		

PARAMETRIC VALUES			
BETA	0.000	ALPHAB	5.017
MACH	3.000	ALPHA I	0.000
ORBPOW	100.000	BSTPOW	50.000

REFERENCE FILE

CHORDWISE DISTRIBUTION OF BOOSTER UPPER WING PRESSURES - MACH 3



SYMBOL	DELTA X	Y/B	DELTA Z
○	0.143	0.635	0.120
△	0.103		
◇	0.226		

PARAMETRIC VALUES			
BETA	0.000	ALPHAB	5.017
MACH	3.000	ALPHA I	0.000
ORBPOW	100.000	BSTPOW	50.000

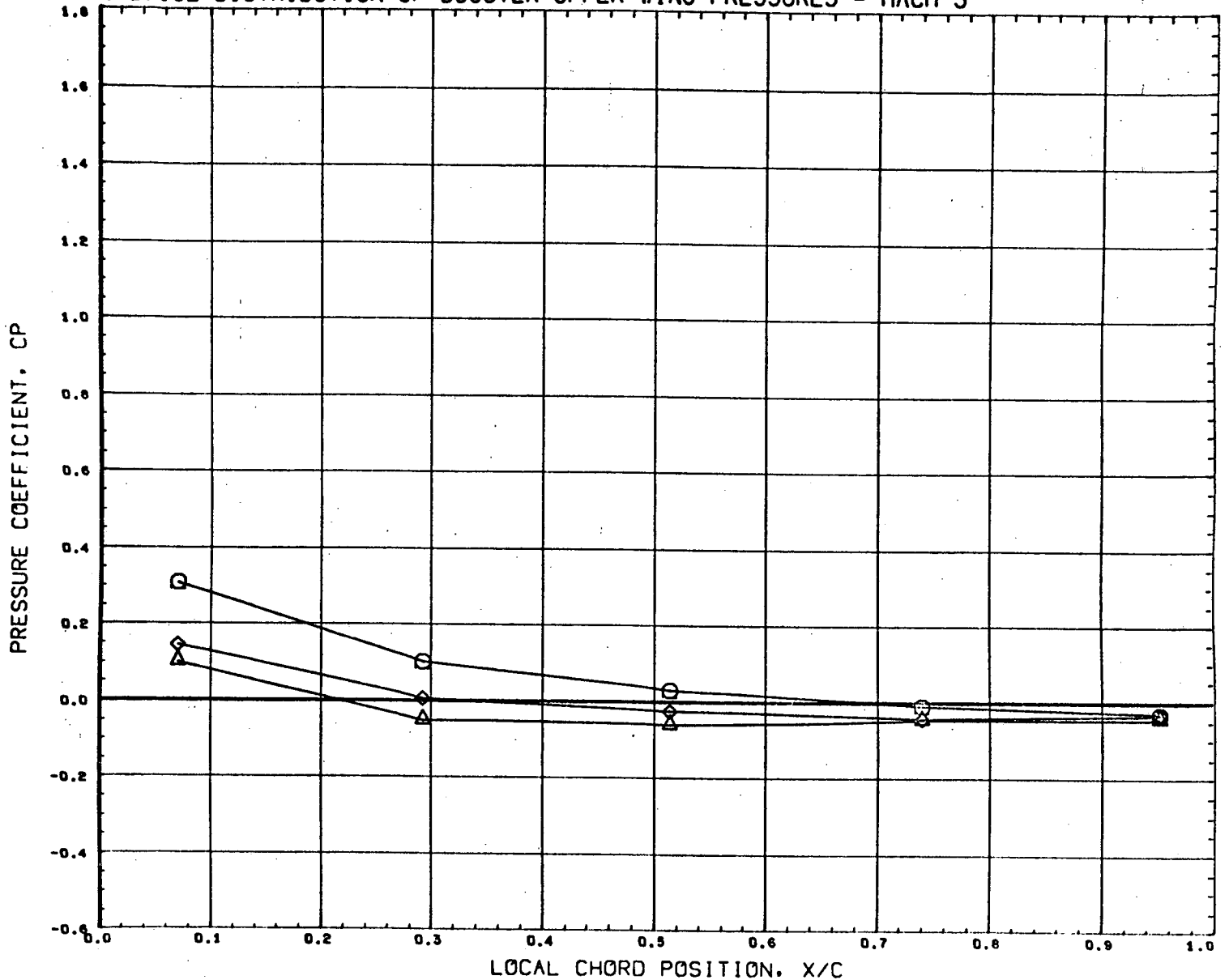
REFERENCE FILE

AEDC VA1163 MDAC BOOSTER (UPPER WING)

•BT8314•

PAGE 244

CHORDWISE DISTRIBUTION OF BOOSTER UPPER WING PRESSURES - MACH 3



SYMBOL	DELTA X	Y/B	DELTA Z
○	0.143	0.773	0.120
△	0.103		
◇	0.226		

PARAMETRIC VALUES			
BETA	0.000	ALPHAB	5.017
MACH	3.000	ALPHA I	0.000
ORBPOW	100.000	BSTPOW	50.000

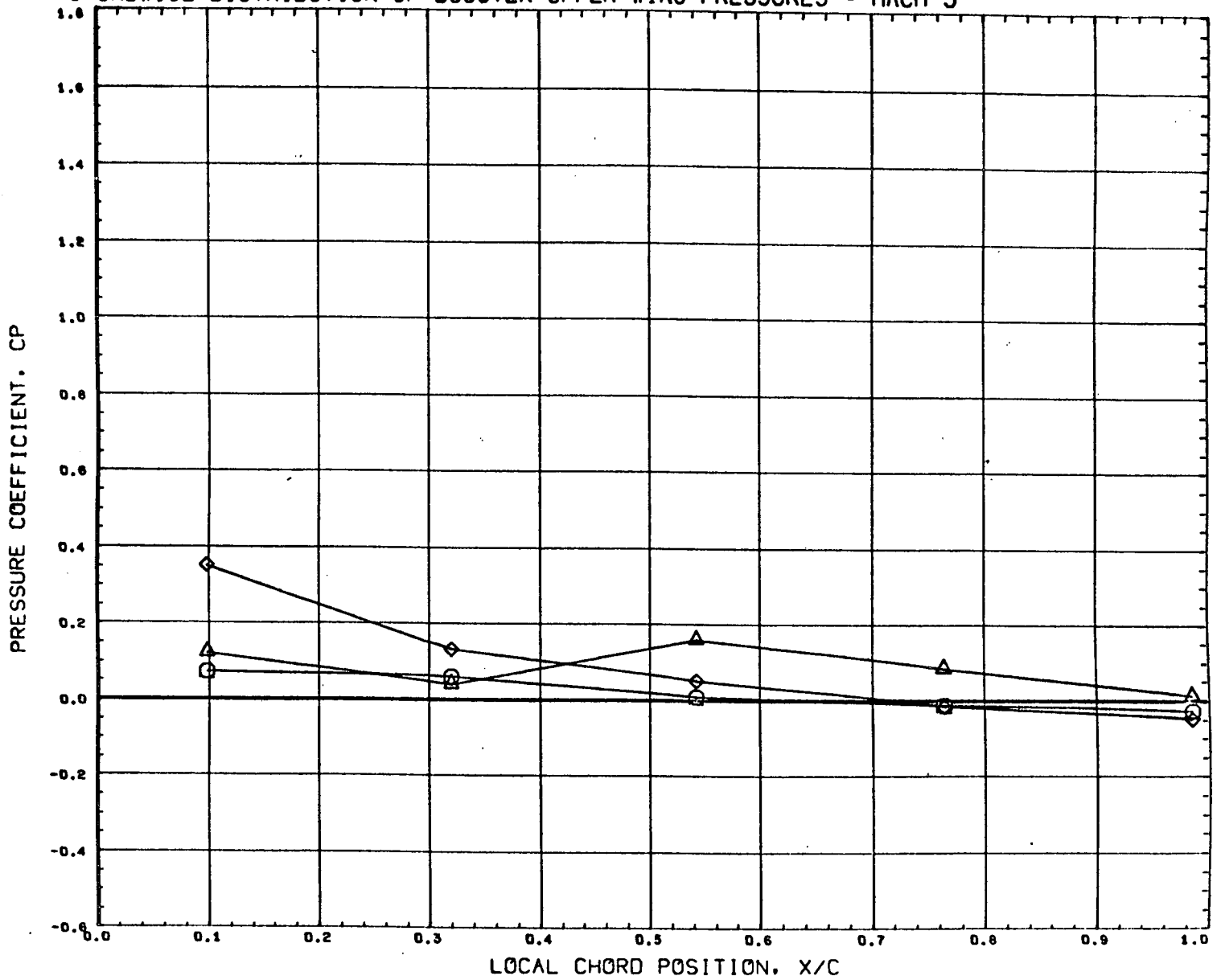
REFERENCE FILE

AEDC VA1163 MDAC BOOSTER (UPPER WING)

•BT8314•

PAGE 245

CHORDWISE DISTRIBUTION OF BOOSTER UPPER WING PRESSURES - MACH 3



SYMBOL	DELTA X	Y/B	DELTA Z
○	0.144	0.221	0.151
△	0.103		
◇	0.226		

PARAMETRIC VALUES			
BETA	0.000	ALPHAB	5.017
MACH	3.000	ALPHA1	0.000
ORBPOW	100.000	BSTPOW	50.000

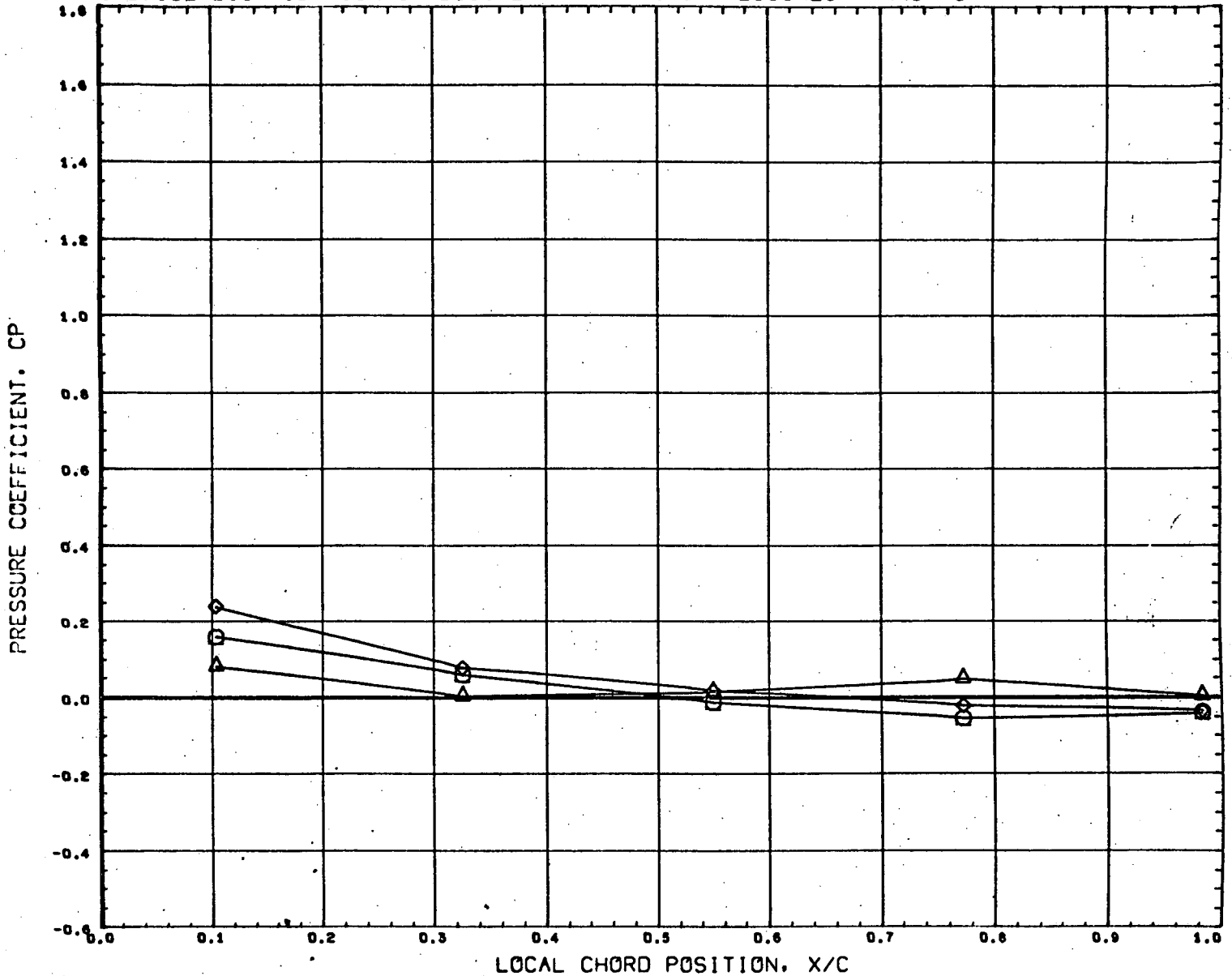
REFERENCE FILE

AEDC VA1163 MDAC BOOSTER (UPPER WING)

•BT8314•

PAGE 246

CHORDWISE DISTRIBUTION OF BOOSTER UPPER WING PRESSURES - MACH 3



SYMBOL	DELTA X	Y/B	DELTA Z
○	0.144	0.359	0.151
△	0.103		
◇	0.226		

PARAMETRIC VALUES			
BETA	0.000	ALPHAB	5.017
MACH	3.000	ALPHA1	0.000
ORBPOW	100.000	BSTPOW	50.000

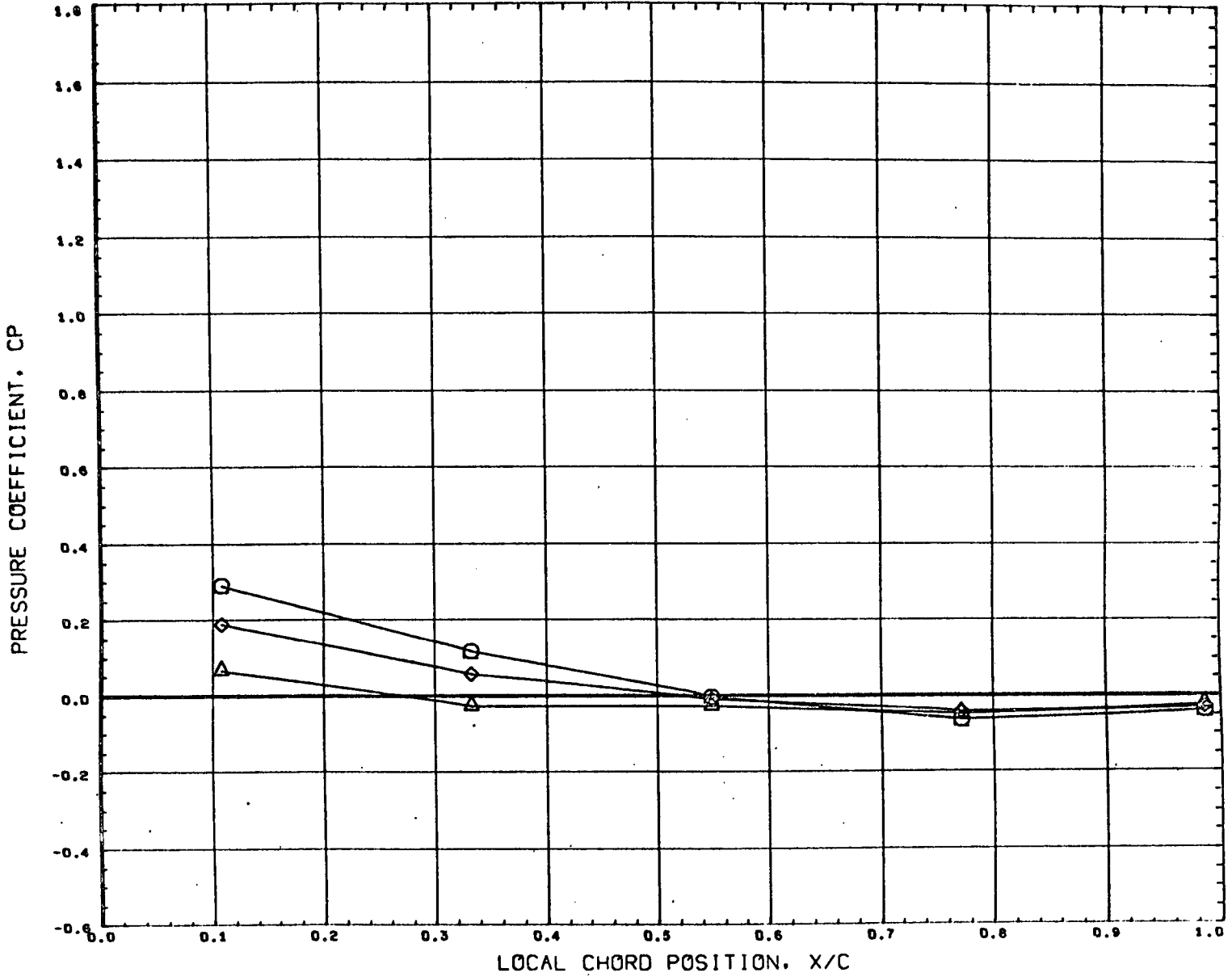
REFERENCE FILE

AEDC VA1163 MDAC BOOSTER (UPPER WING)

•BT8314•

PAGE 247

CHORDWISE DISTRIBUTION OF BOOSTER UPPER WING PRESSURES - MACH 3



SYMBOL	DELTA X	Y/B	DELTA Z
○	0.144	0.497	0.151
△	0.103		
◇	0.226		

PARAMETRIC VALUES			
BETA	0.000	ALPHAB	5.017
MACH	3.000	ALPHA I	0.000
ORBPOW	100.000	BSTPOW	50.000

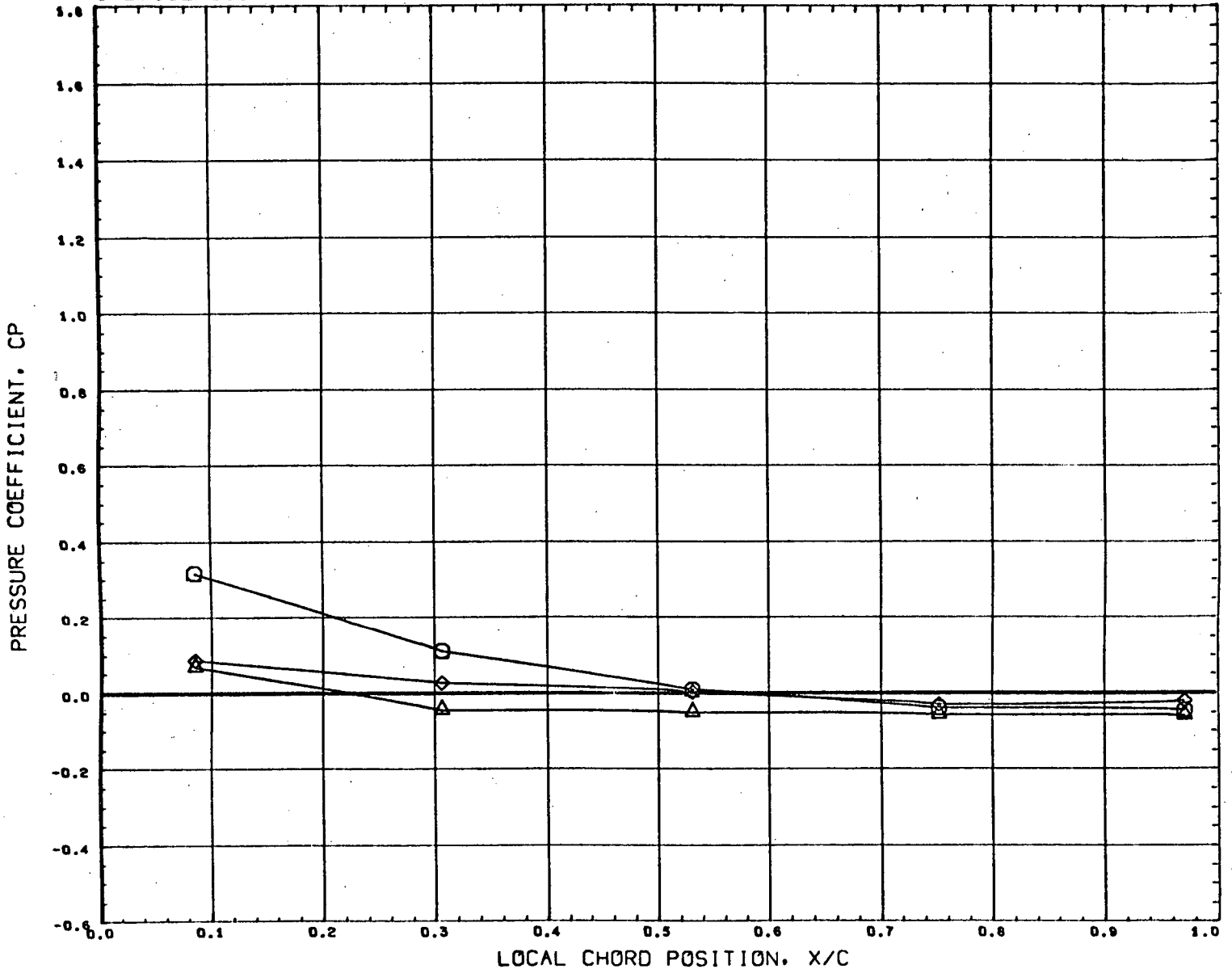
REFERENCE FILE

AEDC VA1163 MDAC BOOSTER (UPPER WING)

•BT8314•

PAGE 248

CHORDWISE DISTRIBUTION OF BOOSTER UPPER WING PRESSURES - MACH 3

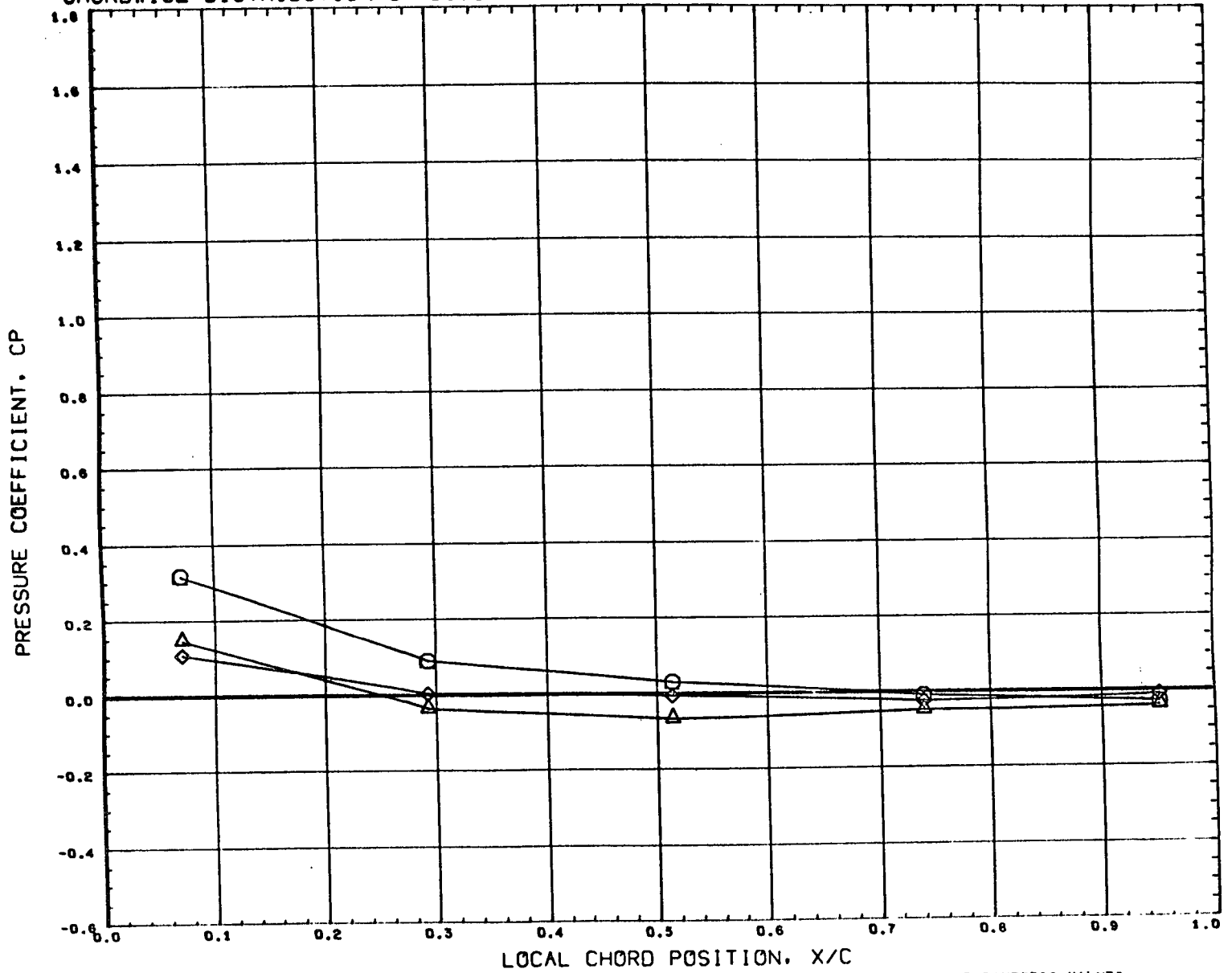


SYMBOL	DELTA X	Y/B	DELTA Z
○	0.144	0.635	0.151
◇	0.103		
△	0.226		

PARAMETRIC VALUES			
BETA	0.000	ALPHAB	5.017
MACH	3.000	ALPHA I	0.000
ORBPOW	100.000	BSTPOW	50.000

REFERENCE FILE

CHORDWISE DISTRIBUTION OF BOOSTER UPPER WING PRESSURES - MACH 3



SYMBOL	DELTA X	Y/B	DELTA Z
○	0.144	0.773	0.151
△	0.103		
◇	0.226		

PARAMETRIC VALUES			
BETA	0.000	ALPHAB	5.017
MACH	3.000	ALPHA1	0.000
ORBPOW	100.000	BSTPOW	50.000

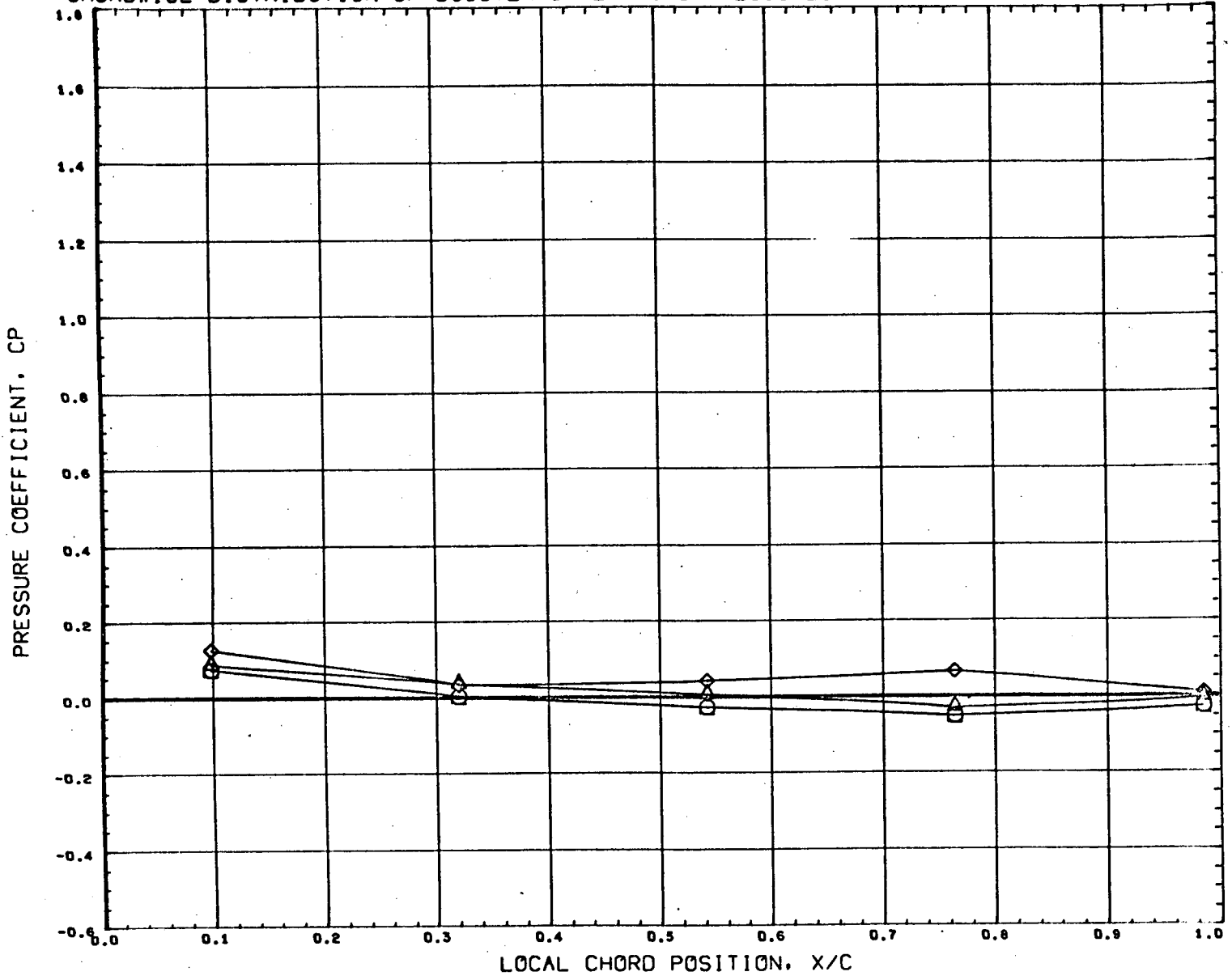
REFERENCE FILE

AEDC VA1163 MDAC BOOSTER (UPPER WING)

•BT8314•

PAGE 250

CHORDWISE DISTRIBUTION OF BOOSTER UPPER WING PRESSURES - MACH 3

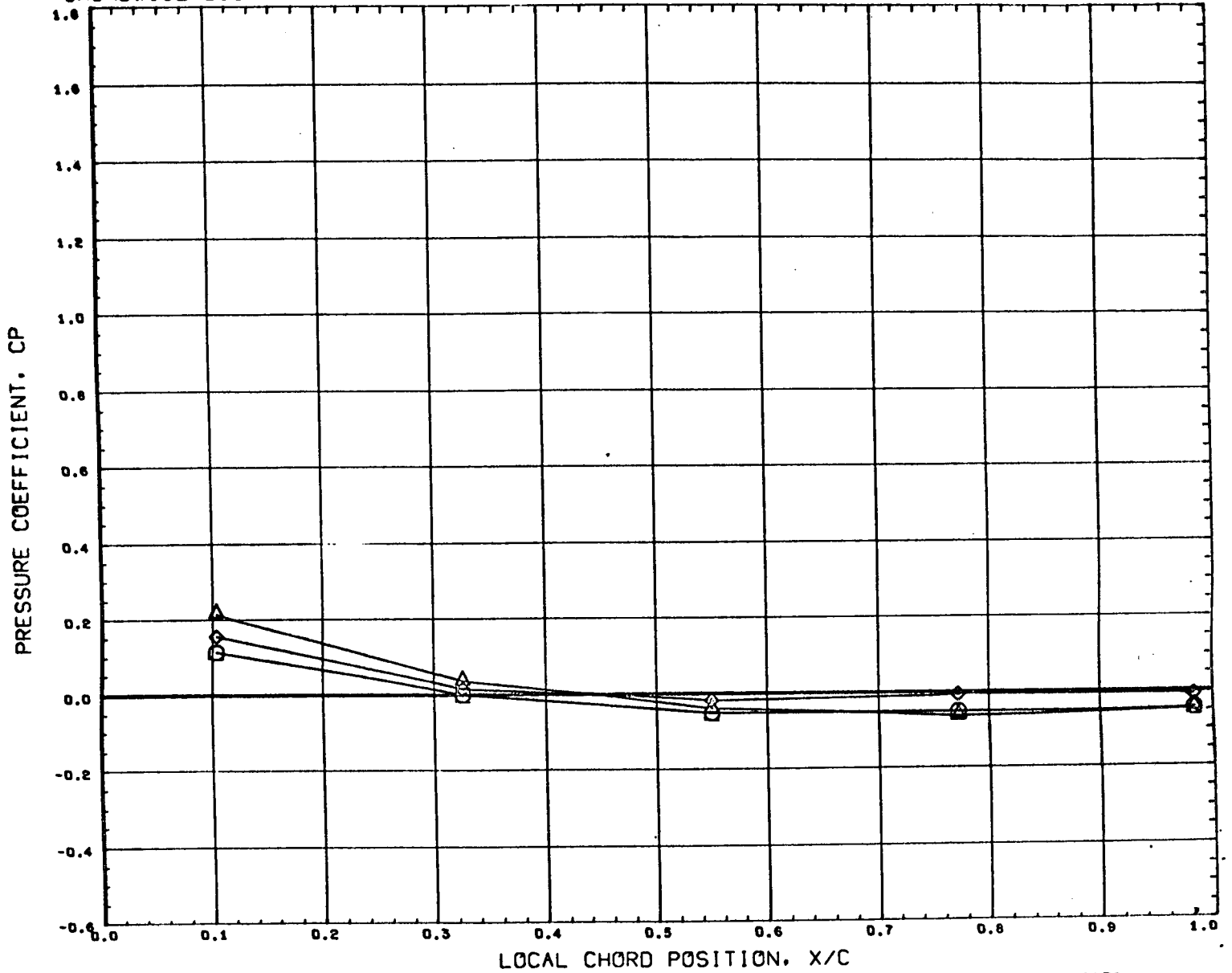


SYMBOL	DELTA X	Y/B	DELTA Z
○	0.144	0.221	0.228
△	0.103		
◇	0.227		

PARAMETRIC VALUES			
BETA	0.000	ALPHAB	5.017
MACH	3.000	ALPHA1	0.000
ORBPOW	100.000	BSTPOW	50.000

REFERENCE FILE

CHORDWISE DISTRIBUTION OF BOOSTER UPPER WING PRESSURES - MACH 3

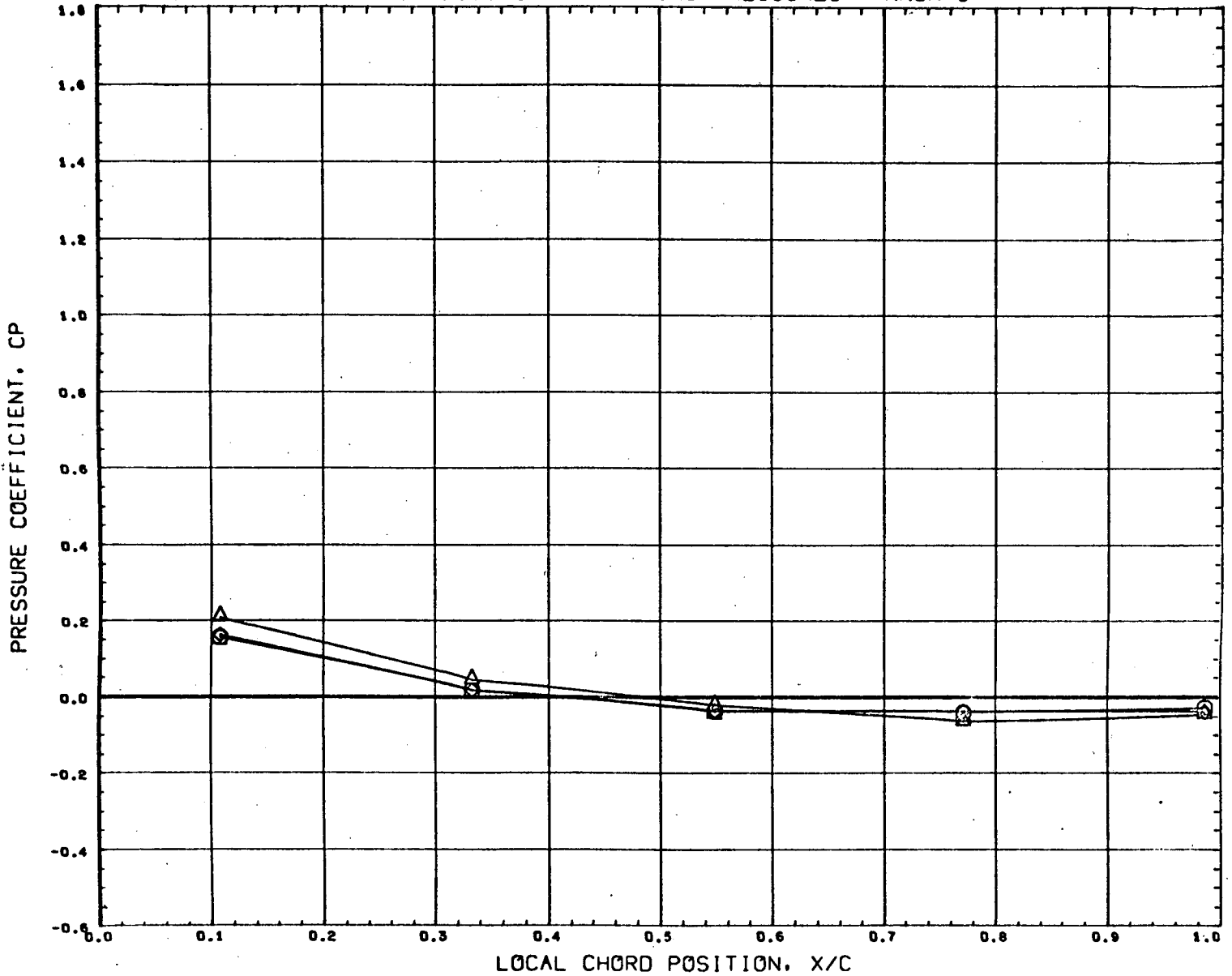


SYMBOL	DELTA X	Y/B	DELTA Z
○	0.144	0.359	0.228
△	0.103		
◇	0.227		

PARAMETRIC VALUES			
BETA	0.000	ALPHAB	5.017
MACH	3.000	ALPHA I	0.000
ORBPOW	100.000	BSTPOW	50.000

REFERENCE FILE

CHORDWISE DISTRIBUTION OF BOOSTER UPPER WING PRESSURES - MACH 3



SYMBOL	DELTA X	Y/B	DELTA Z
○	0.144	0.497	0.228
△	0.103		
◇	0.227		

PARAMETRIC VALUES			
BETA	0.000	ALPHAB	5.017
MACH	3.000	ALPHA I	0.000
ORBPOW	100.000	BSTPOW	50.000

REFERENCE FILE

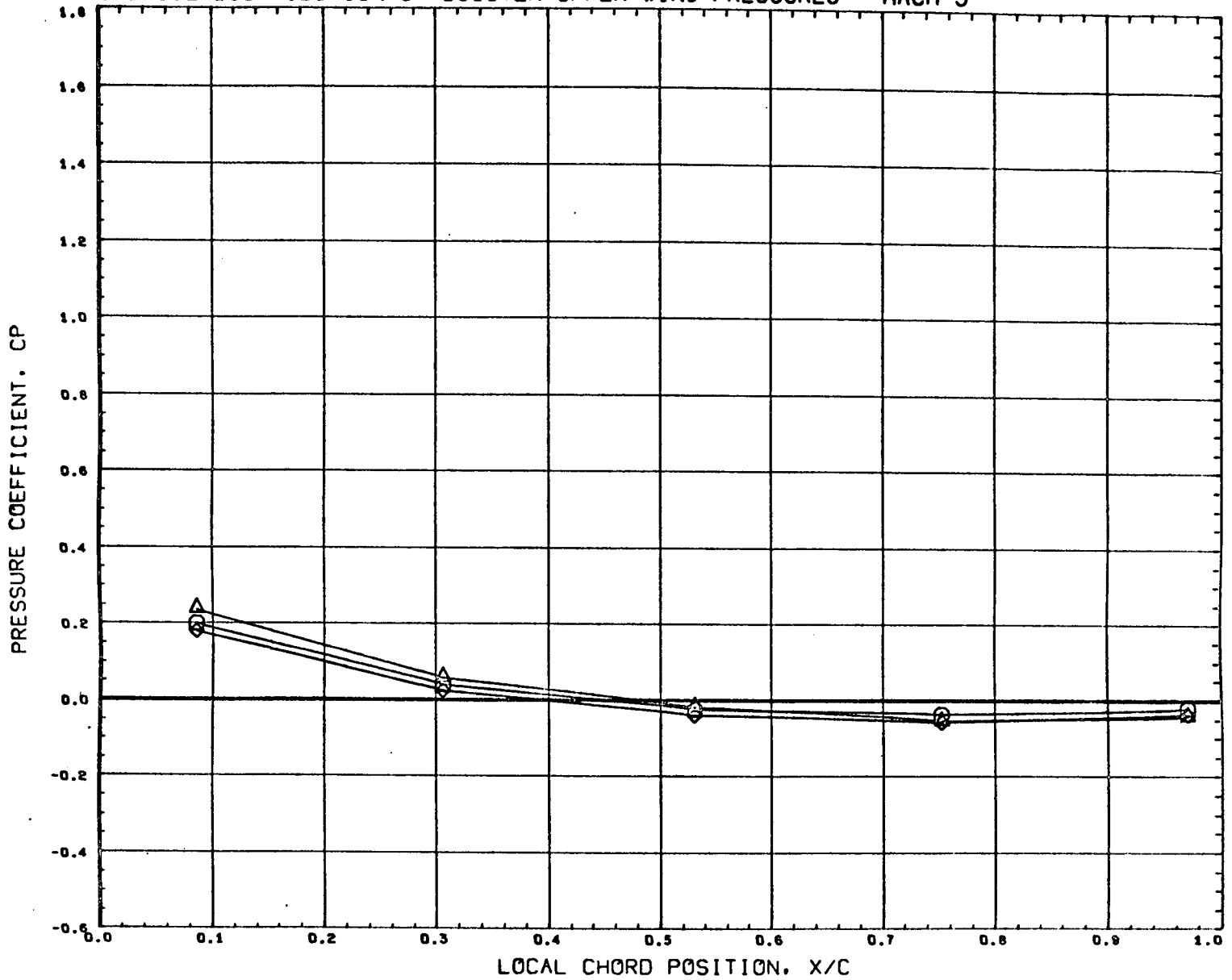
AEDC VA1163 MDAC BOOSTER (UPPER WING)

•BT8314•

PAGE 253

6/12

CHORDWISE DISTRIBUTION OF BOOSTER UPPER WING PRESSURES - MACH 3



SYMBOL	DELTA X	Y/B	DELTA Z
○	0.144	0.635	0.228
△	0.103		
◇	0.227		

PARAMETRIC VALUES			
BETA	0.000	ALPHA B	5.017
MACH	3.000	ALPHA I	0.000
ORBPOW	100.000	BSTPOW	50.000

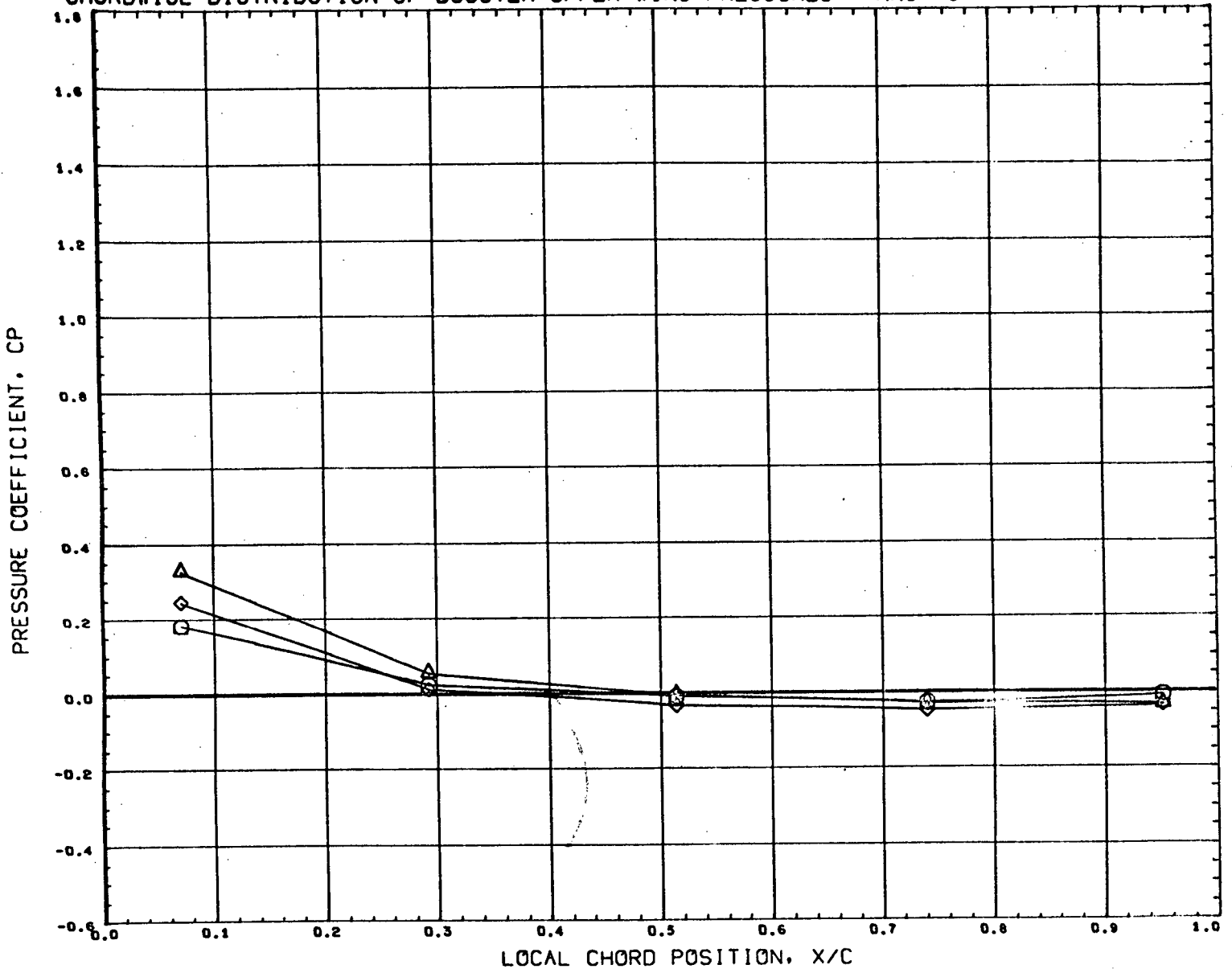
REFERENCE FILE

AEDC VA1163 MDAC BOOSTER (UPPER WING)

•BT8314•

PAGE 254

CHORDWISE DISTRIBUTION OF BOOSTER UPPER WING PRESSURES - MACH 3



SYMBOL	DELTA X	Y/B	DELTA Z
○	0.144	0.773	0.228
△	0.103		
◇	0.227		

PARAMETRIC VALUES			
BETA	0.000	ALPHA B	5.017
MACH	3.000	ALPHA I	0.000
ORBPOW	100.000	BSTPOW	50.000

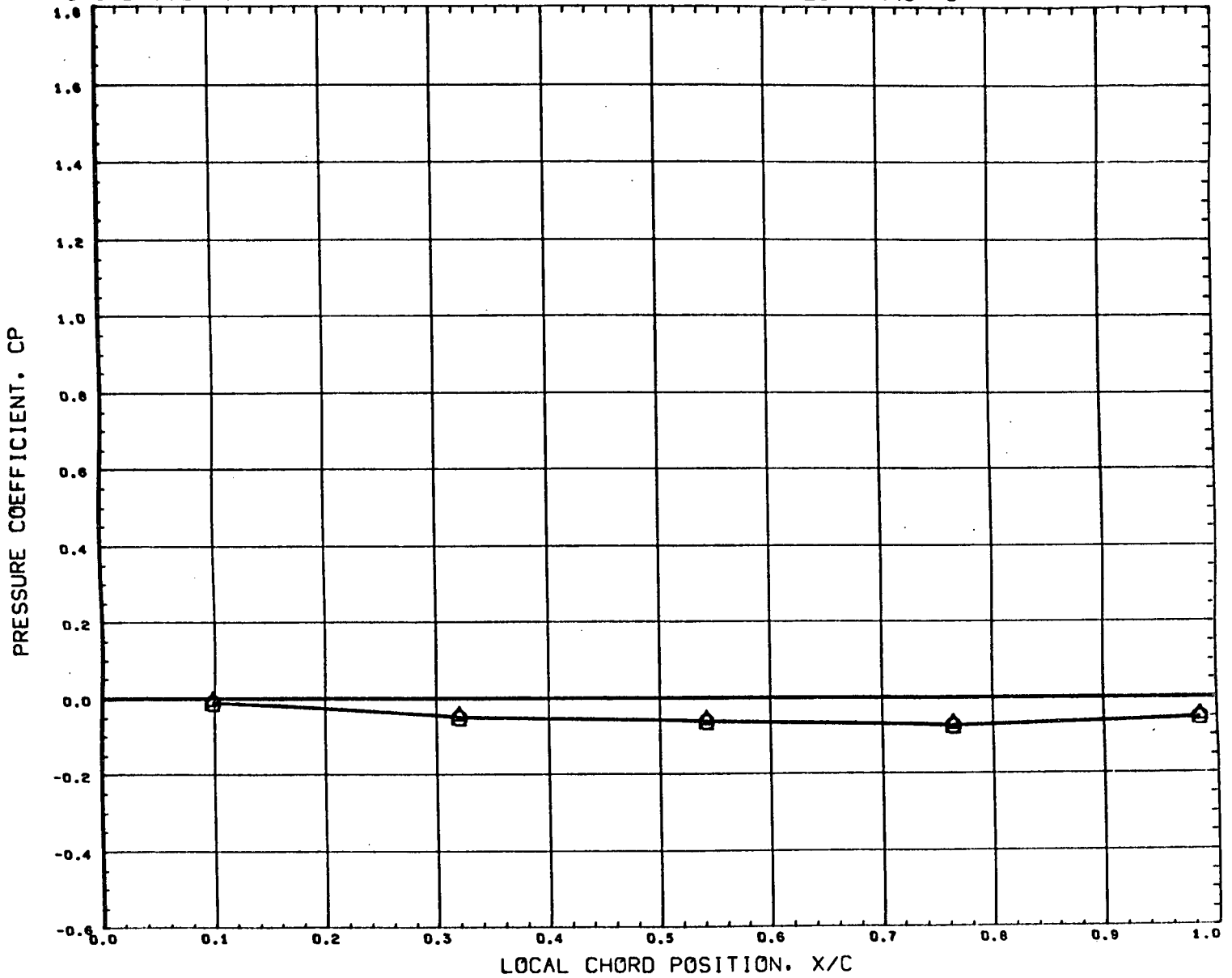
REFERENCE FILE

AEDC VA1163 MDAC BOOSTER (UPPER WING)

•BT8314•

PAGE 255

CHORDWISE DISTRIBUTION OF BOOSTER UPPER WING PRESSURES - MACH 3



SYMBOL	DELTA X	Y/B	DELTA Z
○	0.390	0.221	0.908
△	0.521		

PARAMETRIC VALUES			
BETA	0.000	ALPHAB	5.017
MACH	3.000	ALPHA I	0.000
ORBPOW	100.000	BSTPOW	50.000

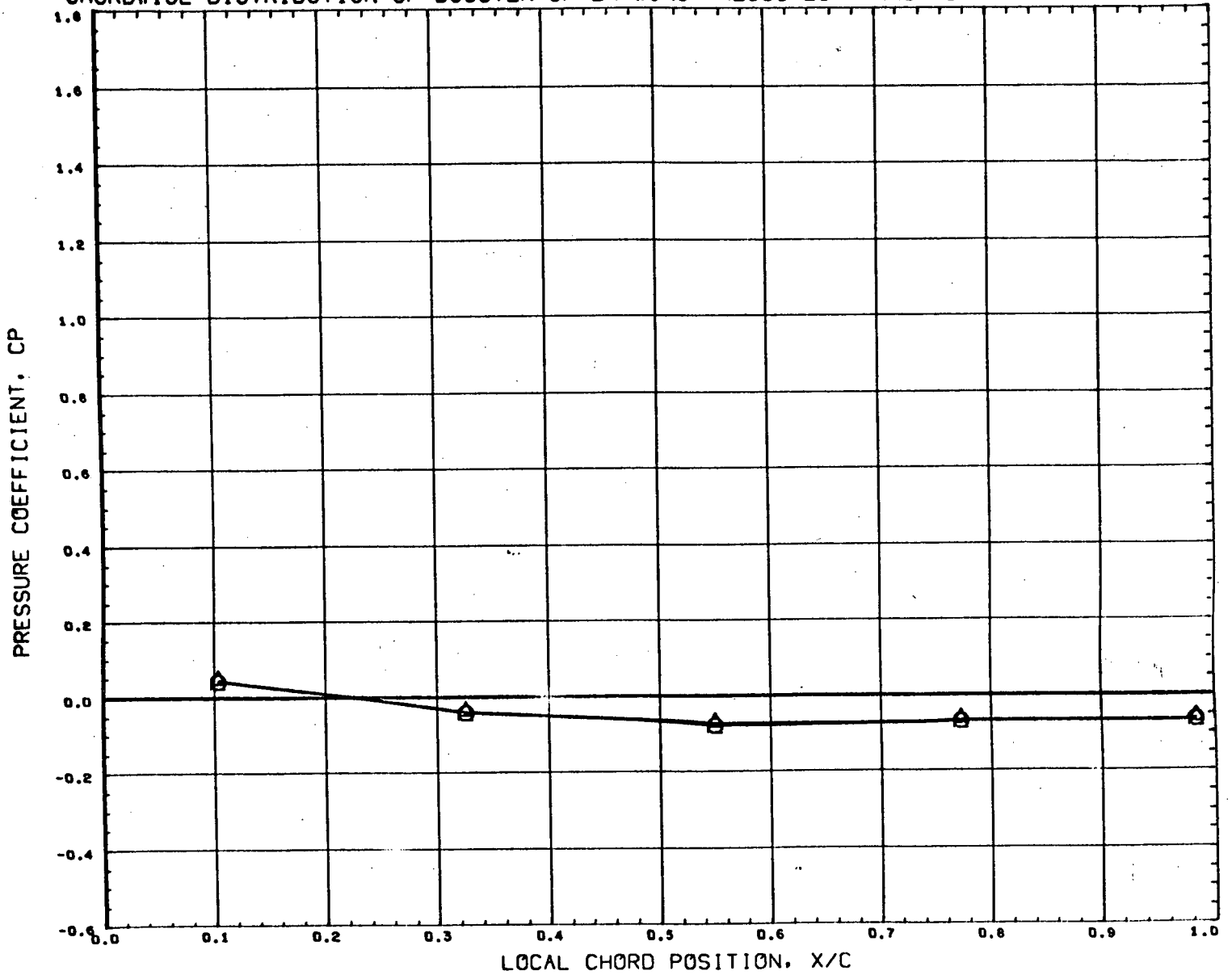
REFERENCE FILE

AEDC VA1163 MDAC BOOSTER (UPPER WING)

•BT8314•

PAGE 256

CHORDWISE DISTRIBUTION OF BOOSTER UPPER WING PRESSURES - MACH 3



SYMBOL	DELTA X	Y/B	DELTA Z
○	0.390	0.359	0.908
△	0.521		

PARAMETRIC VALUES			
BETA	0.000	ALPHAB	5.017
MACH	3.000	ALPHA I	0.000
ORBPOW	100.000	BSTPOW	50.000

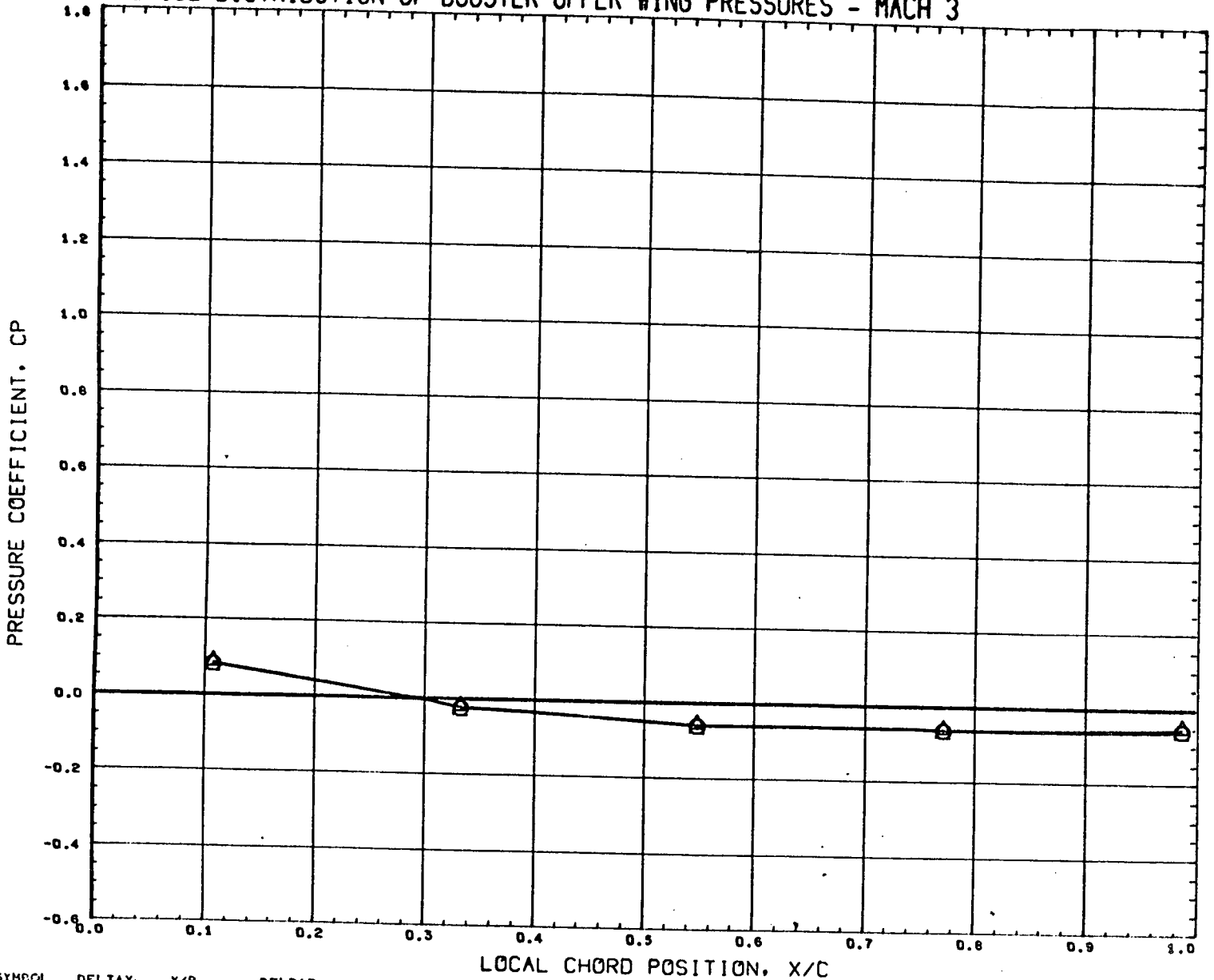
REFERENCE FILE

AEDC VA1163 MDAC BOOSTER (UPPER WING)

•BT8314•

PAGE 257

CHORDWISE DISTRIBUTION OF BOOSTER UPPER WING PRESSURES - MACH 3



SYMBOL	DELTA X	Y/B	DELTA Z
△	0.390	0.497	0.908
	0.521		

PARAMETRIC VALUES			
BETA	0.000	ALPHAB	5.017
MACH	3.000	ALPHA I	0.000
ORBPOW	100.000	BSTPOW	50.000

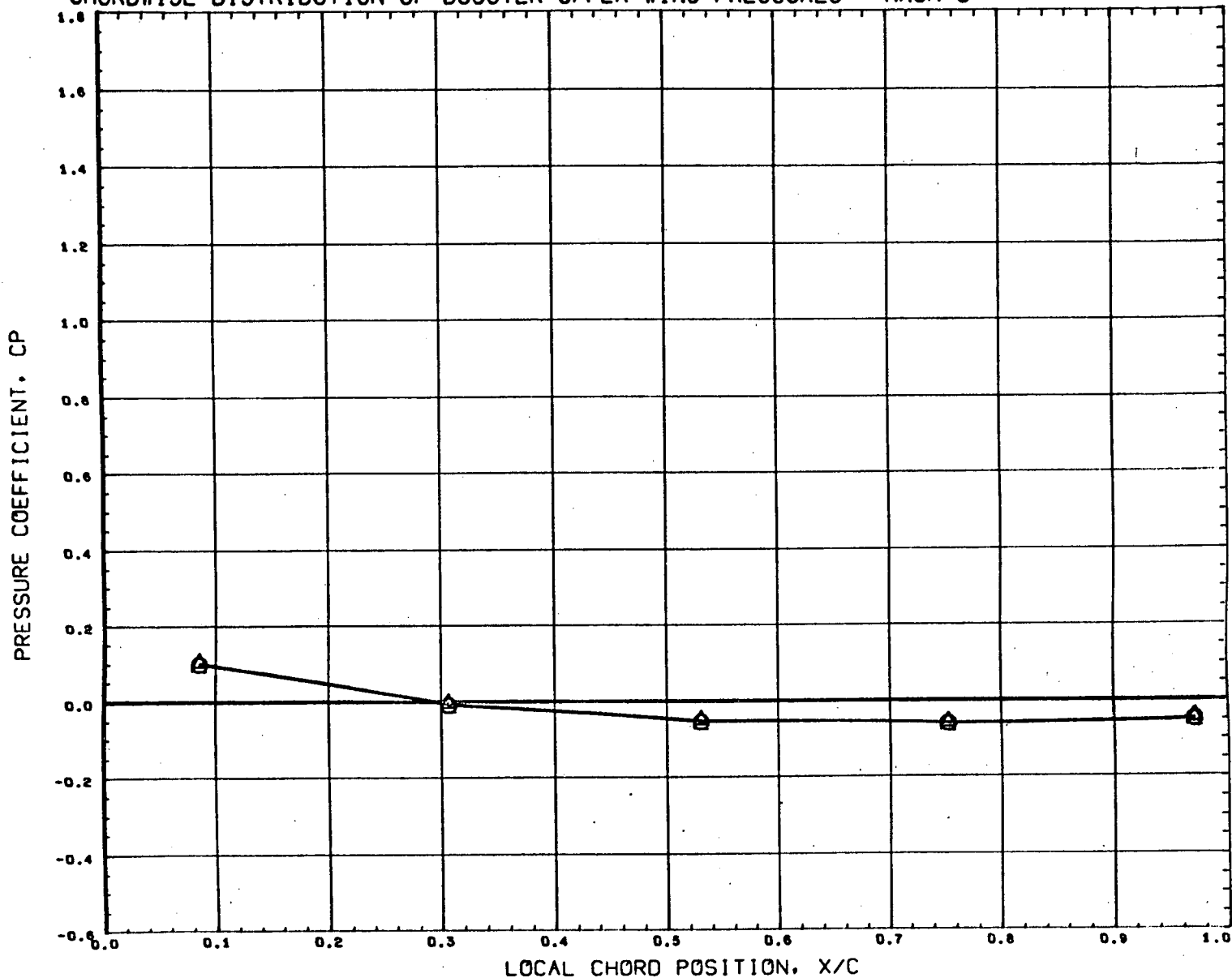
REFERENCE FILE

AEDC VA1163 MDAC BOOSTER (UPPER WING)

•BT8314•

PAGE 258

CHORDWISE DISTRIBUTION OF BOOSTER UPPER WING PRESSURES - MACH 3



SYMBOL	DELTA X	Y/B	DELTA Z
○	0.390	0.635	0.908
△	0.321		

PARAMETRIC VALUES			
BETA	0.000	ALPHAB	5.017
MACH	3.000	ALPHA1	0.000
ORBPOW	100.000	BSTPOW	50.000

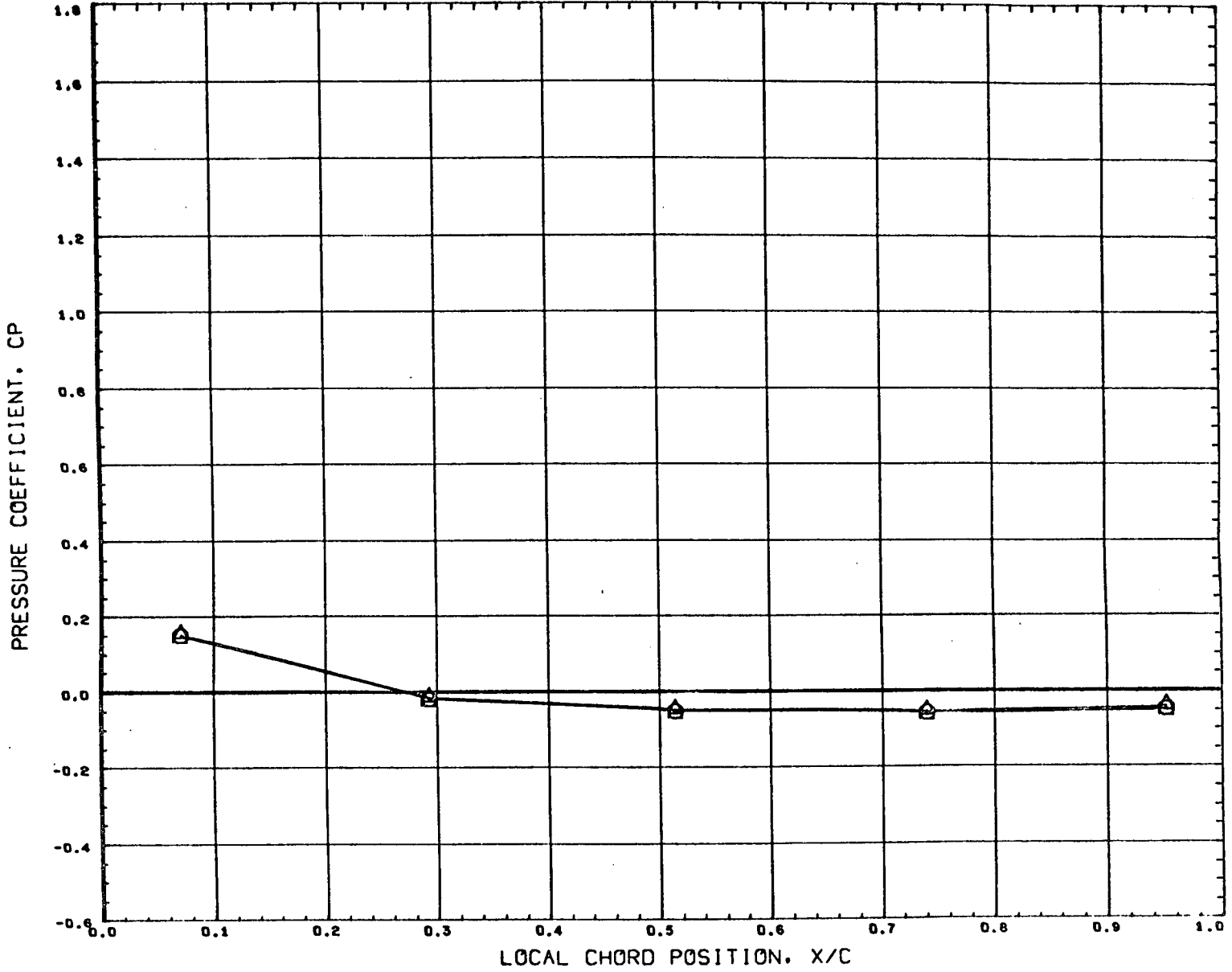
REFERENCE FILE

AEDC VA1163 MDAC BOOSTER (UPPER WING)

•BT8314•

PAGE 259

CHORDWISE DISTRIBUTION OF BOOSTER UPPER WING PRESSURES - MACH 3



SYMBOL	DELTA X	Y/B	DELTA Z
○	0.390	0.773	0.908
△	0.521		

PARAMETRIC VALUES			
BETA	0.000	ALPHAB	5.017
MACH	3.000	ALPHA1	0.000
ORBPOW	100.000	BSTPOW	50.000

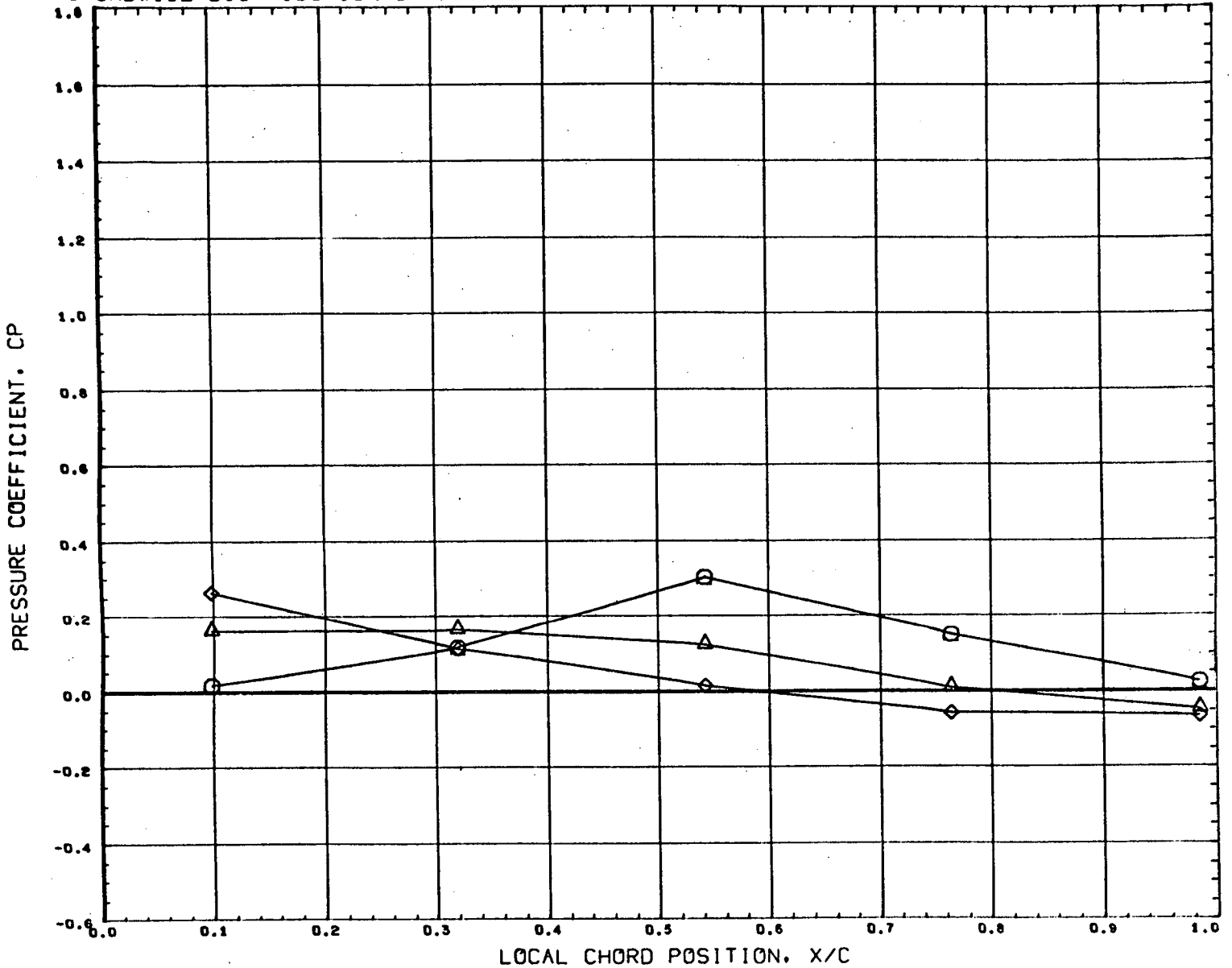
REFERENCE FILE

AEDC VA1163 MDAC BOOSTER (UPPER WING)

•BT8314•

PAGE 260

CHORDWISE DISTRIBUTION OF BOOSTER UPPER WING PRESSURES - MACH 3

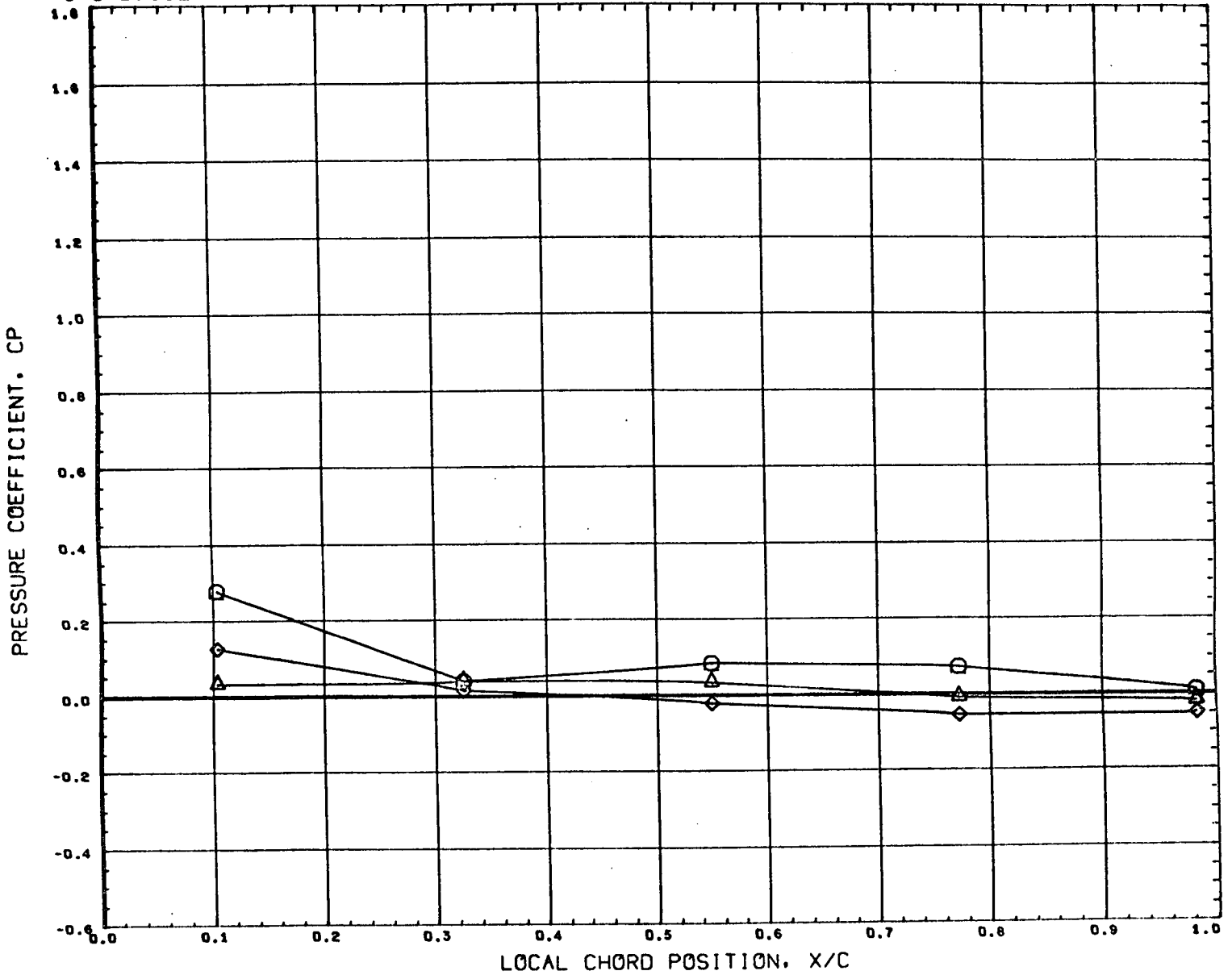


SYMBOL	DELTA X	Y/B	DELTA Z
○	0.143	0.221	0.120
△	0.103		
◇	0.227		

PARAMETRIC VALUES			
BETA	0.000	ALPHAB	10.003
MACH	3.000	ALPHAI	0.000
ORBPOW	100.000	BSTPOW	50.000

REFERENCE FILE

CHORDWISE DISTRIBUTION OF BOOSTER UPPER WING PRESSURES - MACH 3



SYMBOL	DELTA X	Y/B	DELTA Z
○	0.143	0.359	0.120
△	0.103		
◇	0.227		

PARAMETRIC VALUES			
BETA	0.000	ALPHAB	10.003
MACH	3.000	ALPHA1	0.000
ORBPOW	100.000	BSTPOW	50.000

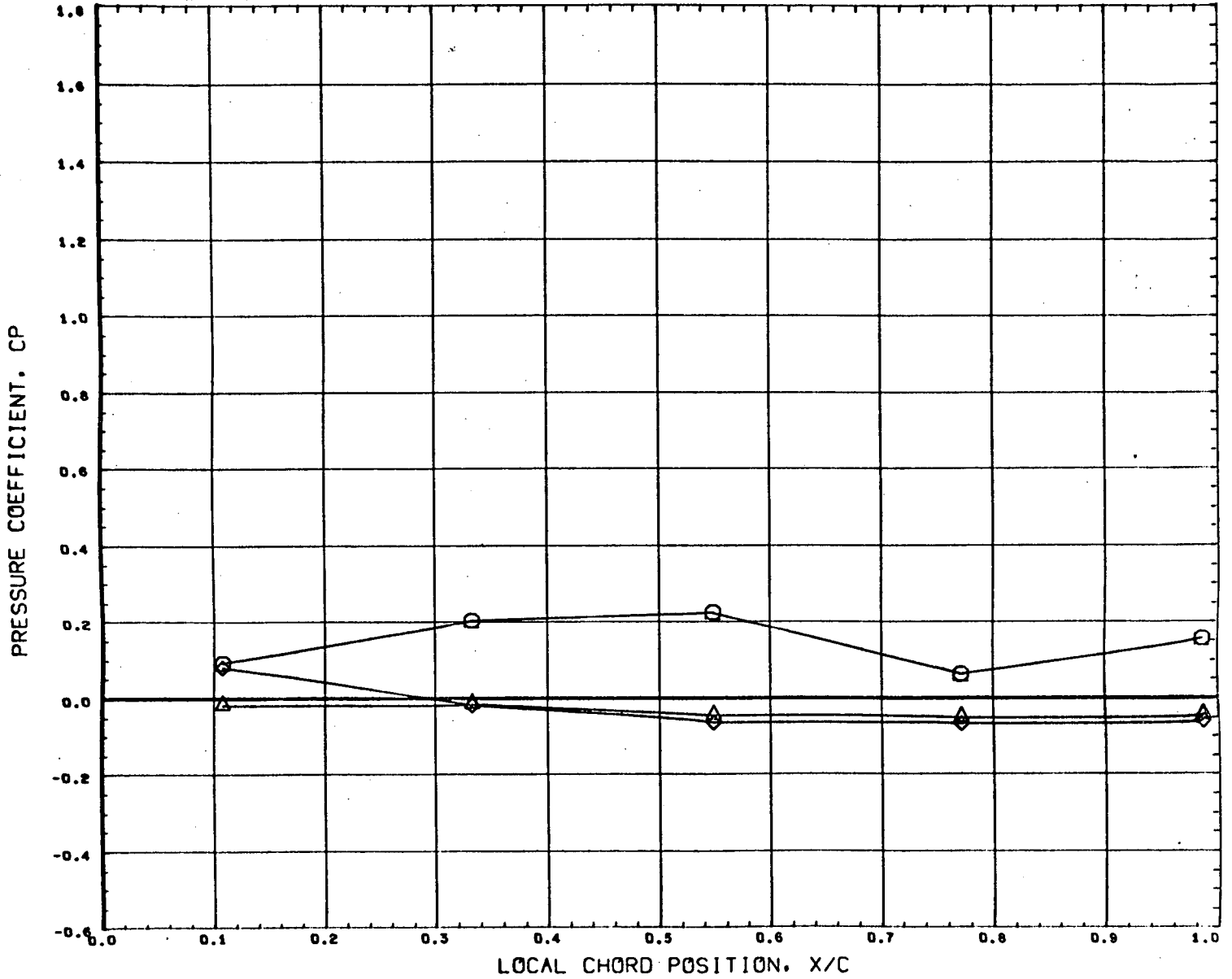
REFERENCE FILE

AEDC VA1163 MDAC BOOSTER (UPPER WING)

•BT8315•

PAGE 262

CHORDWISE DISTRIBUTION OF BOOSTER UPPER WING PRESSURES - MACH 3



SYMBOL	DELTA X	Y/B	DELTA Z
○	0.143	0.497	0.120
△	0.103		
◇	0.227		

PARAMETRIC VALUES			
BETA	0.000	ALPHAB	10.003
MACH	3.000	ALPHA I	0.000
ORBPOW	100.000	BSTPOW	90.000

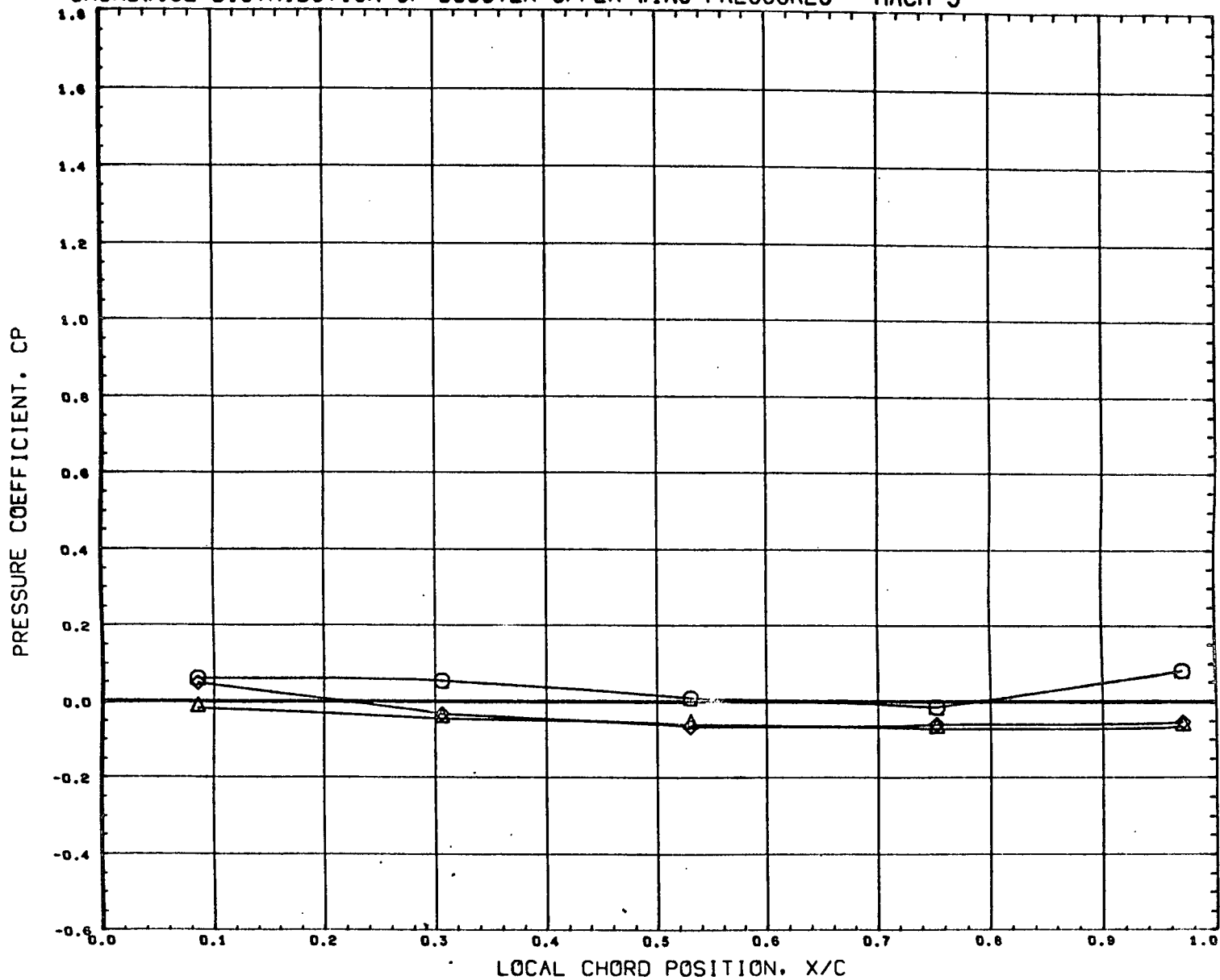
REFERENCE FILE

AEDC VA1163 MDAC BOOSTER (UPPER WING)

•BT8315•

PAGE 263

CHORDWISE DISTRIBUTION OF BOOSTER UPPER WING PRESSURES - MACH 3



SYMBOL	DELTA X	Y/B	DELTA Z
○	0.143	0.635	0.120
△	0.103		
◇	0.227		

PARAMETRIC VALUES			
BETA	0.000	ALPHAB	10.003
MACH	3.000	ALPHA I	0.000
ORBPOW	100.000	BSTPOW	50.000

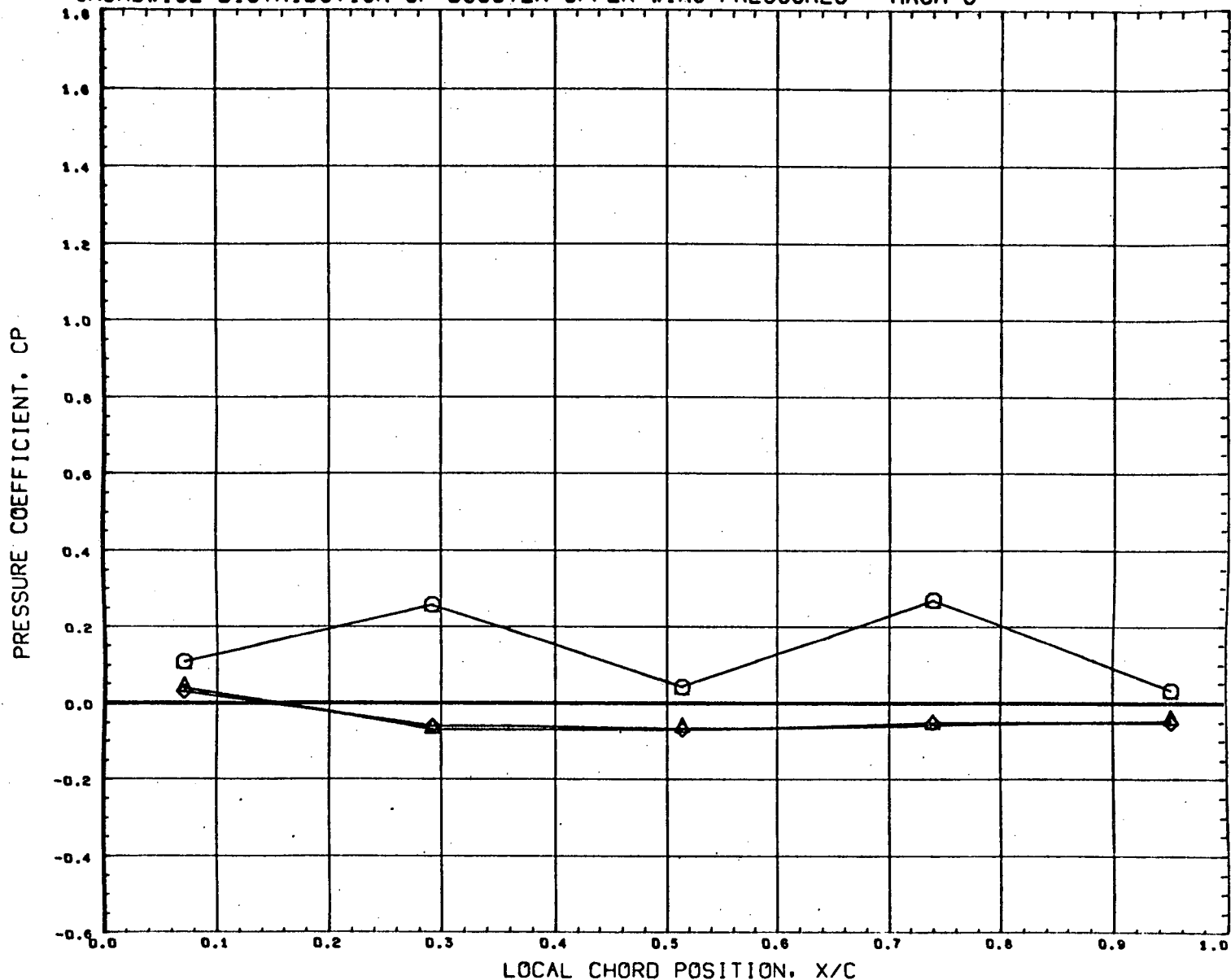
REFERENCE FILE

AEDC VA1163 MDAC BOOSTER (UPPER WING)

•BT8315•

PAGE 264

CHORDWISE DISTRIBUTION OF BOOSTER UPPER WING PRESSURES - MACH 3



SYMBOL	DELTA X	Y/B	DELTA Z
○	0.143	0.773	0.120
△	0.103		
◇	0.227		

PARAMETRIC VALUES			
BETA	0.000	ALPHAB	10.003
MACH	3.000	ALPHA1	0.000
ORBPOW	100.000	BSTPOW	50.000

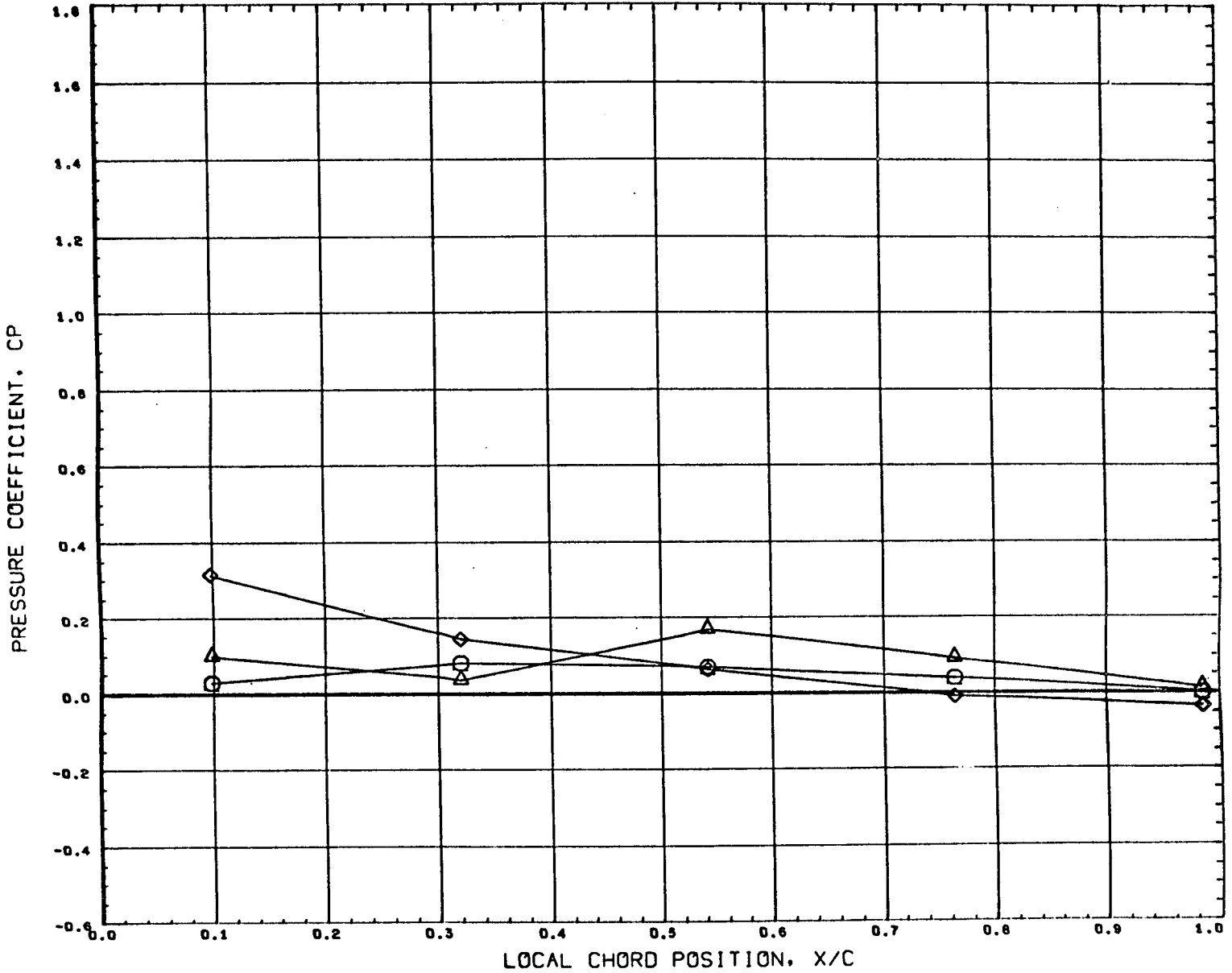
REFERENCE FILE

AEDC VA1163 MDAC BOOSTER (UPPER WING)

•BT8315•

PAGE 265

CHORDWISE DISTRIBUTION OF BOOSTER UPPER WING PRESSURES - MACH 3

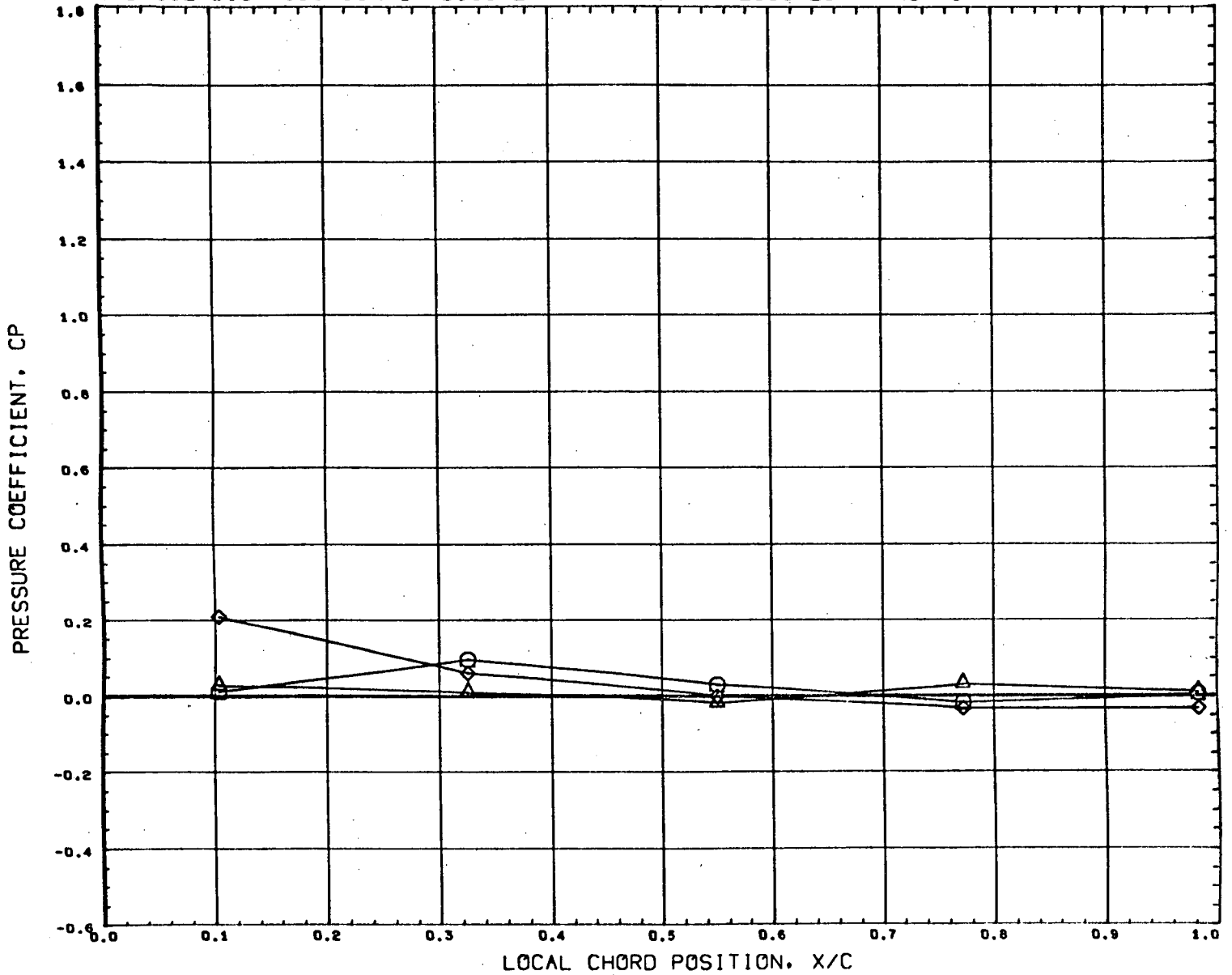


SYMBOL	DELTA X	Y/B	DELTA Z
○	0.143	0.221	0.151
△	0.104		
◇	0.226		

PARAMETRIC VALUES			
BETA	0.000	ALPHA2	10.003
MACH	3.000	ALPHA1	0.000
ORBPOW	100.000	BSTPOW	50.000

REFERENCE FILE

CHORDWISE DISTRIBUTION OF BOOSTER UPPER WING PRESSURES - MACH 3



SYMBOL	DELTA X	Y/B	DELTA Z
○	0.143	0.359	0.151
△	0.104		
◇	0.226		

PARAMETRIC VALUES			
BETA	0.000	ALPHAB	10.003
MACH	3.000	ALPHA1	0.000
ORBPOW	100.000	BSTPOW	50.000

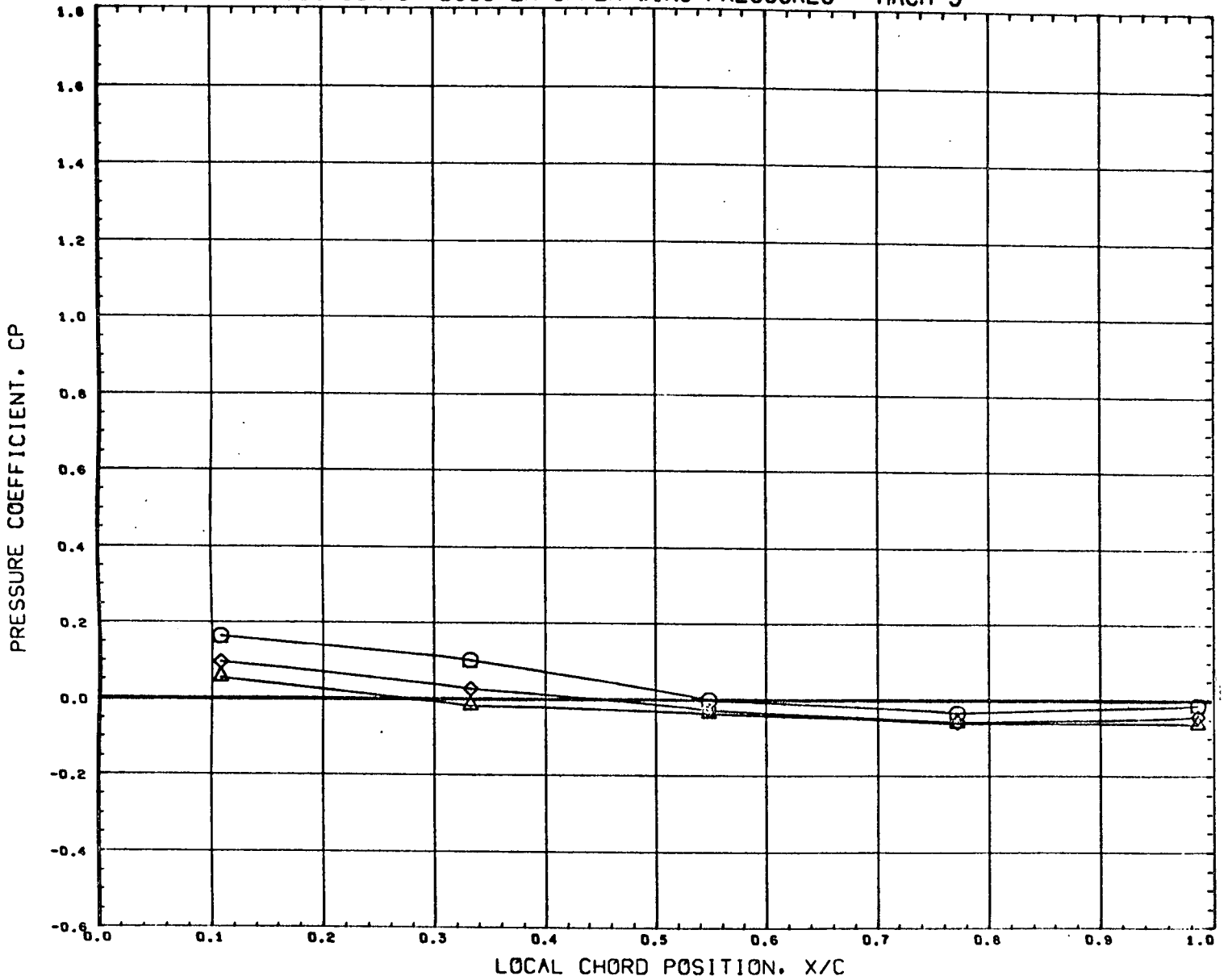
REFERENCE FILE

AEDC VA1163 MDAC BOOSTER (UPPER WING)

•BT8315•

PAGE 267

CHORDWISE DISTRIBUTION OF BOOSTER UPPER WING PRESSURES - MACH 3



SYMBOL	DELTA X	Y/B	DELTA Z
○	0.143	0.497	0.151
△	0.104		
◇	0.226		

PARAMETRIC VALUES			
BETA	0.000	ALPHAB	10.003
MACH	3.000	ALPHA1	0.000
ORBPOW	100.000	BSTPOW	50.000

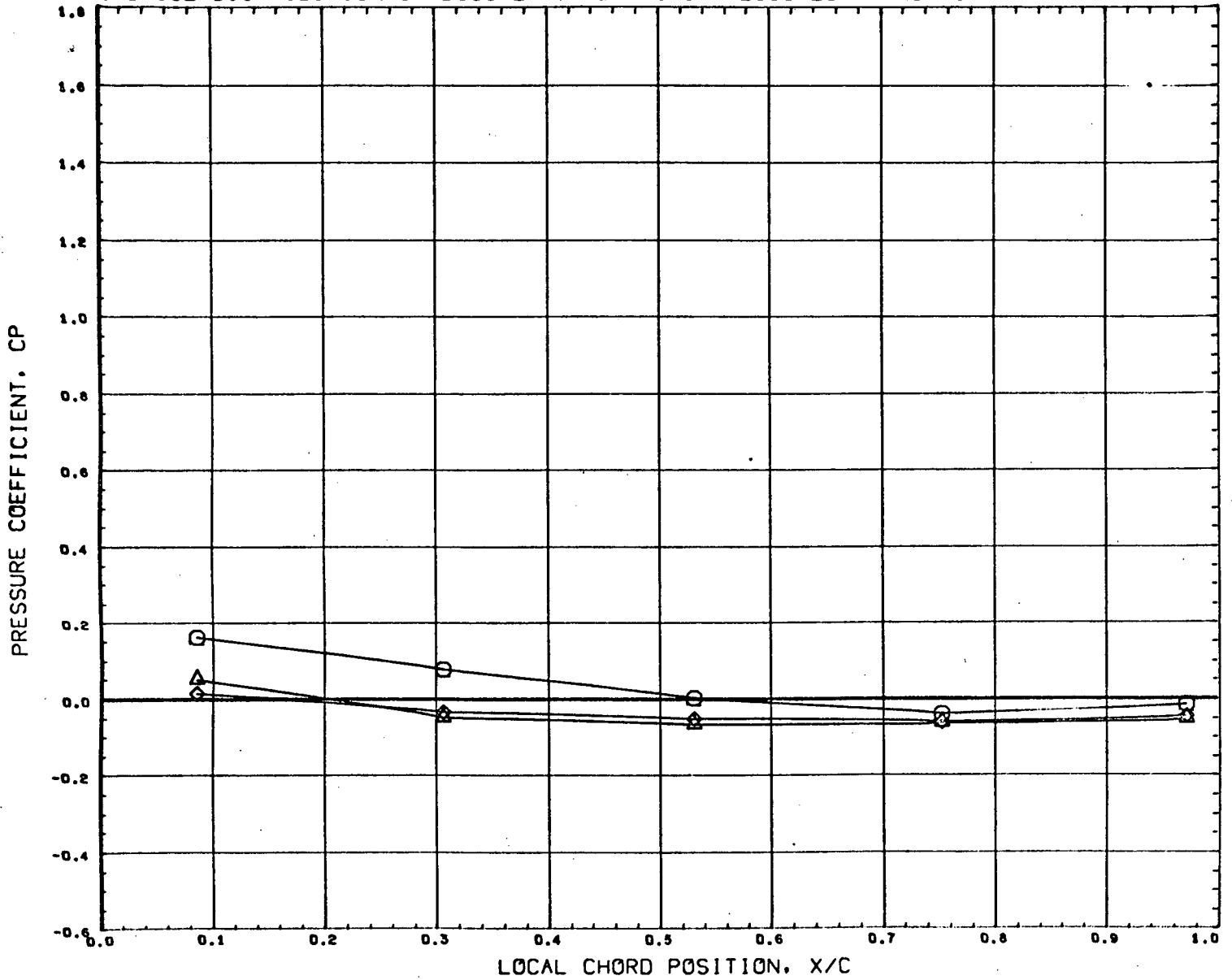
REFERENCE FILE

AEDC VA1163 MDAC BOOSTER (UPPER WING)

•BT8315•

PAGE 268

CHORDWISE DISTRIBUTION OF BOOSTER UPPER WING PRESSURES - MACH 3



SYMBOL	DELTA X	Y/B	DELTA Z
○	0.143	0.635	0.151
△	0.104		
◇	0.226		

PARAMETRIC VALUES			
BETA	0.000	ALPHAB	10.003
MACH	3.000	ALPHA1	0.000
ORBPOW	100.000	BSTPOW	90.000

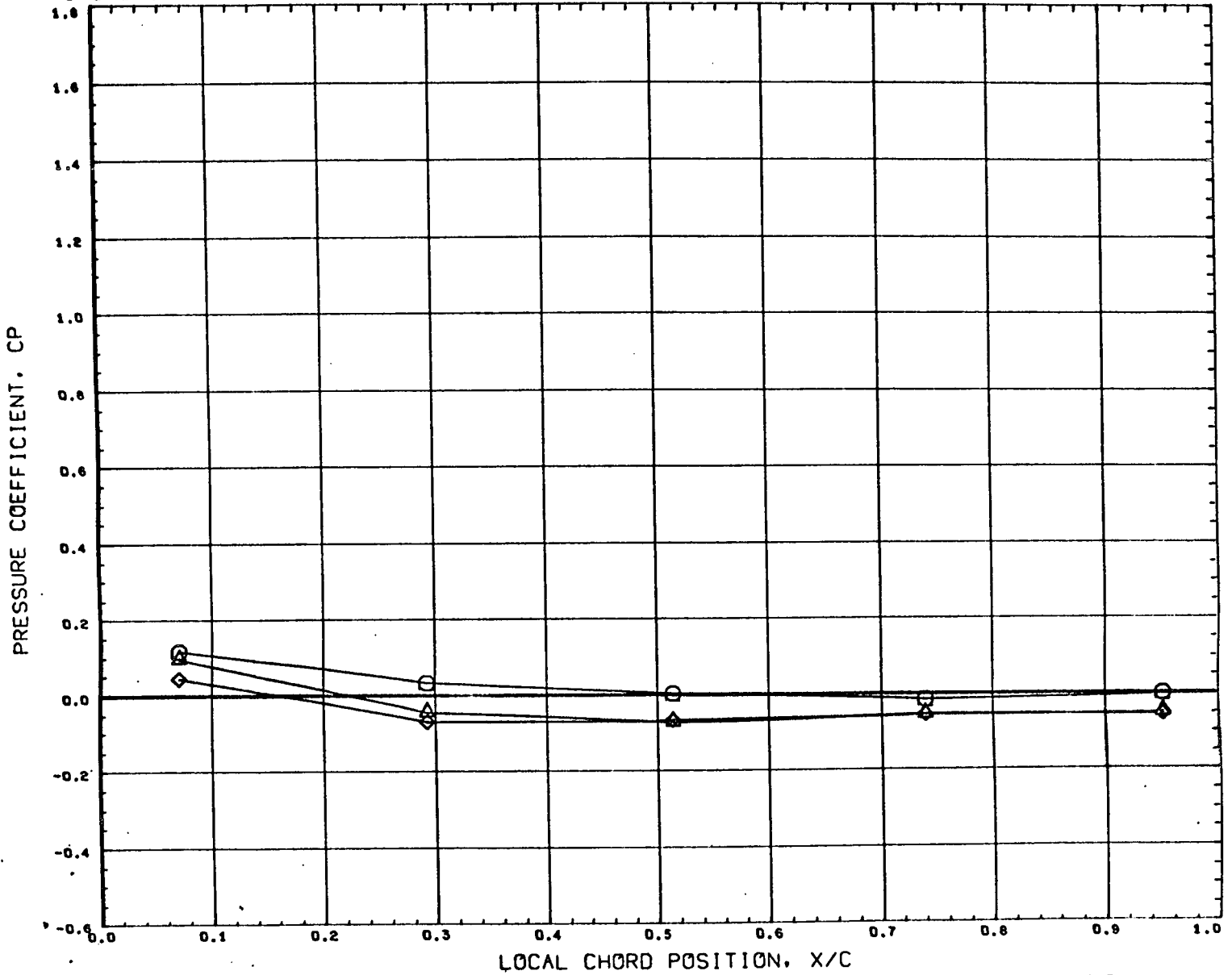
REFERENCE FILE

AEDC VA1163 MDAC BOOSTER (UPPER WING)

•BT8315•

PAGE 269

CHORDWISE DISTRIBUTION OF BOOSTER UPPER WING PRESSURES - MACH 3



SYMBOL	DELTA X	Y/B	DELTA Z
○	0.143	0.773	0.151
△	0.104		
◇	0.226		

PARAMETRIC VALUES			
BETA	0.000	ALPHAB	10.003
MACH	3.000	ALPHA1	0.000
ORBPOW	100.000	BSTPOW	50.000

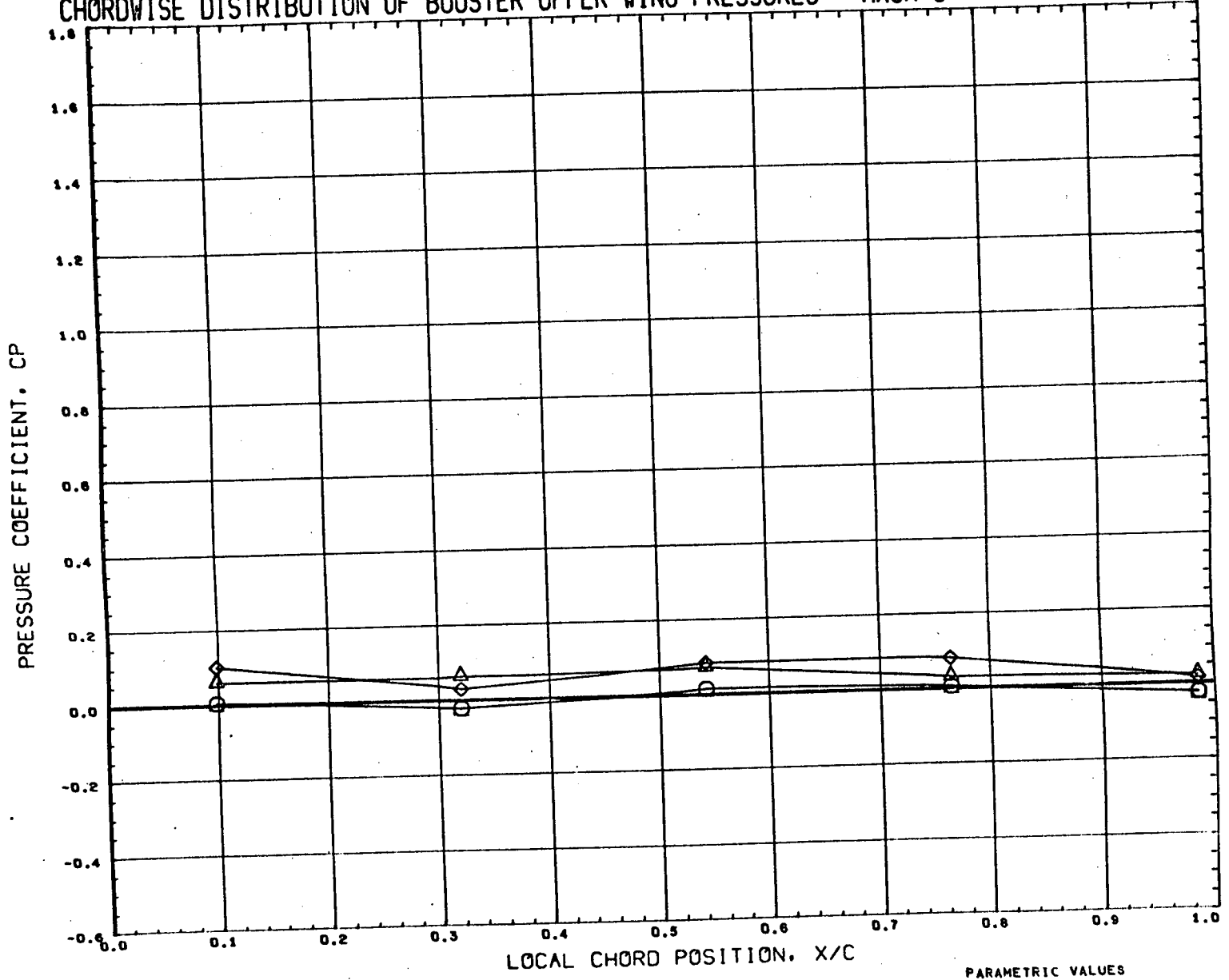
REFERENCE FILE

AEDC VA1163 MDAC BOOSTER (UPPER WING)

•BT8315•

PAGE 270

CHORDWISE DISTRIBUTION OF BOOSTER UPPER WING PRESSURES - MACH 3



SYMBOL	DELTA X	Y/B	DELTA Z
○	0.143	0.221	0.228
△	0.103		
◇	0.226		

PARAMETRIC VALUES			
BETA	0.000	ALPHAB	10.003
MACH	3.000	ALPHA1	0.000
ORBPOW	100.000	BSTPOW	50.000

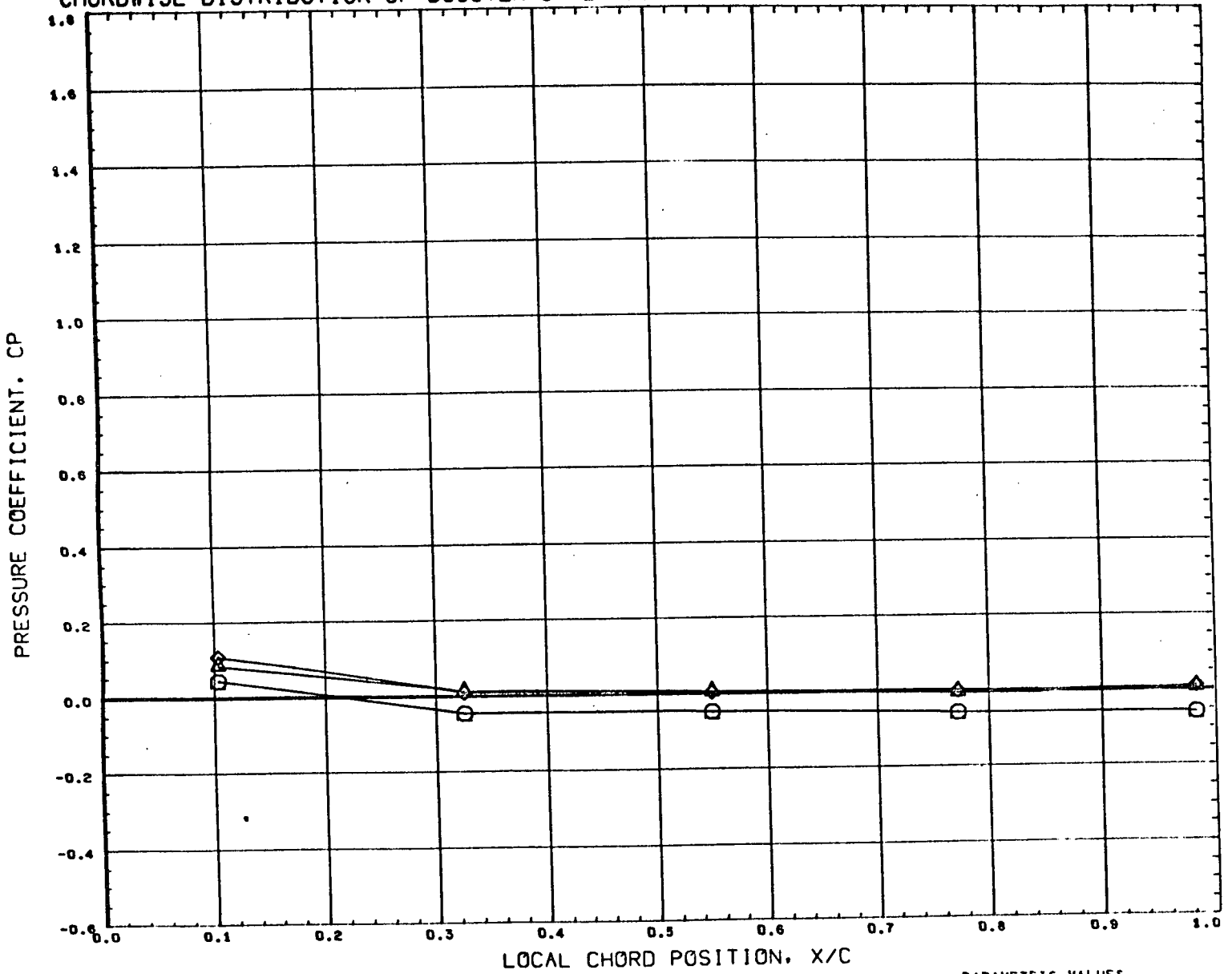
REFERENCE FILE

AEDC VA1163 MDAC BOOSTER (UPPER WING)

•BT8315•

PAGE 271

CHORDWISE DISTRIBUTION OF BOOSTER UPPER WING PRESSURES - MACH 3



SYMBOL	DELTA X	Y/B	DELTA Z
○	0.143	0.359	0.228
△	0.103		
◇	0.226		

PARAMETRIC VALUES			
BETA	0.000	ALPHAB	10.003
MACH	3.000	ALPHA1	0.000
ORBPOW	100.000	BSTPOW	50.000

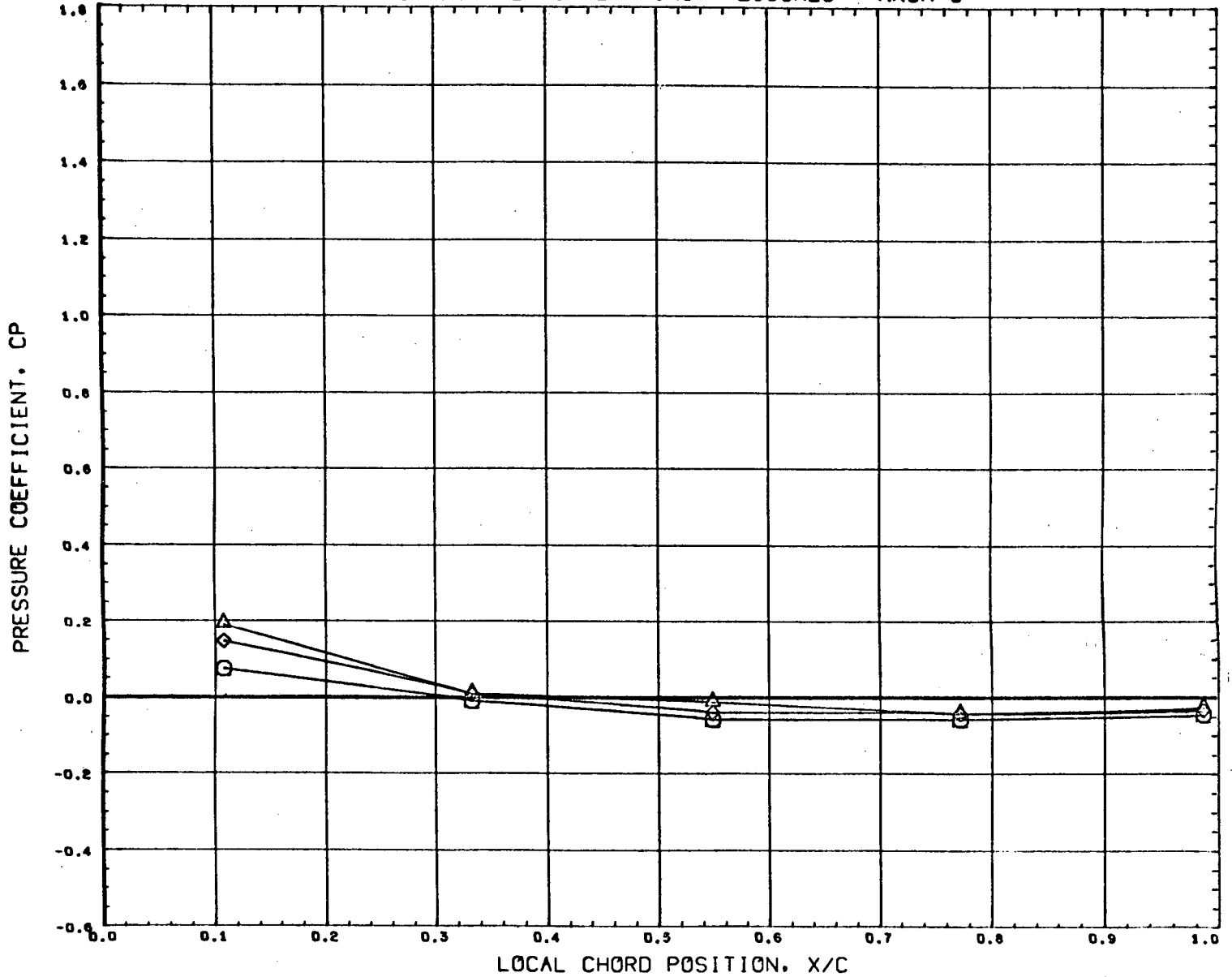
REFERENCE FILE

AEDC VA1163 MDAC BOOSTER (UPPER WING)

•BT8315•

PAGE 272

CHORDWISE DISTRIBUTION OF BOOSTER UPPER WING PRESSURES - MACH 3



SYMBOL	DELTA X	Y/B	DELTA Z
○	0.143	0.497	0.228
△	0.103		
◇	0.226		

PARAMETRIC VALUES			
BETA	0.000	ALPHAB	10.003
MACH	3.000	ALPHA1	0.000
ORBPOW	100.000	BSTPOW	50.000

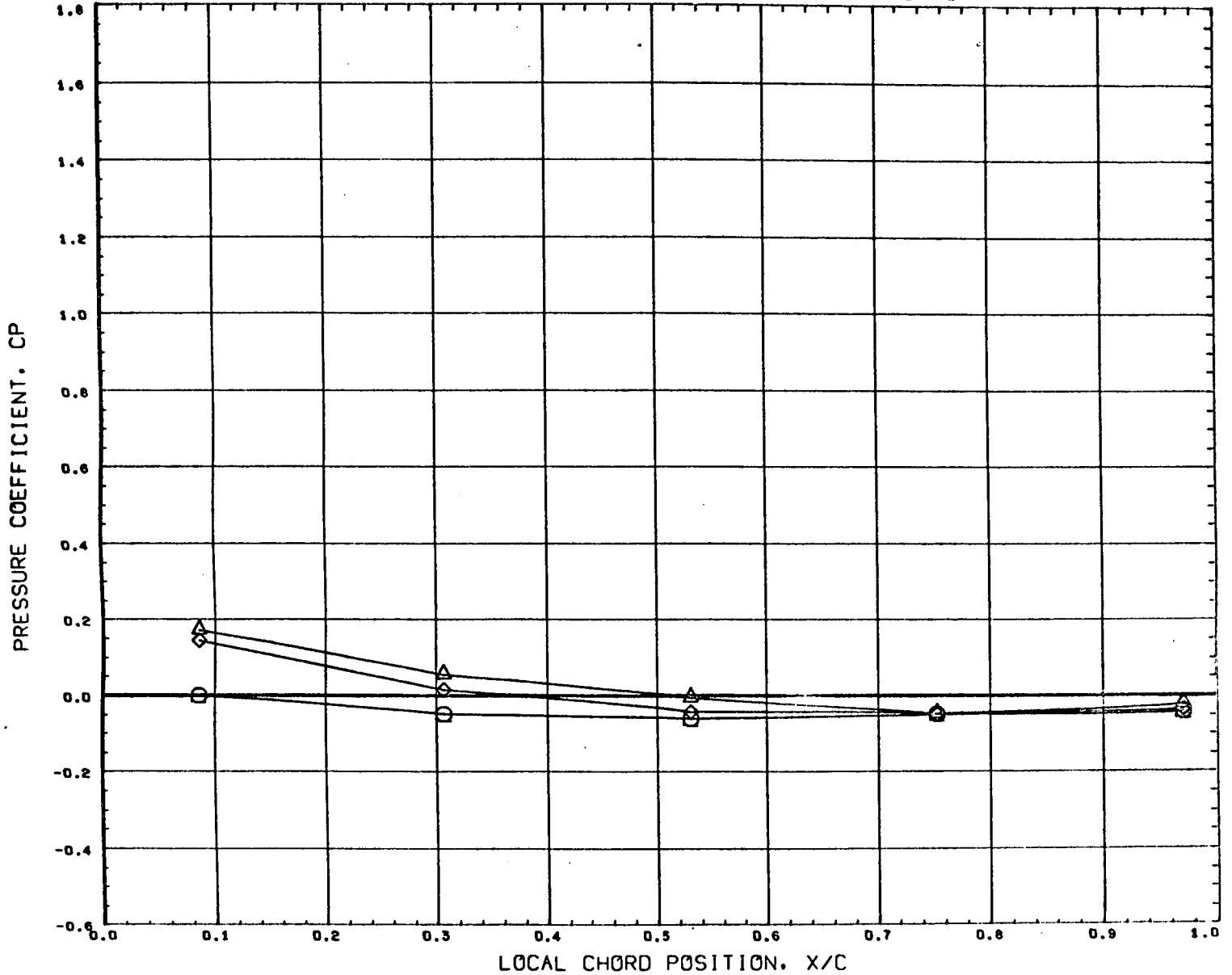
REFERENCE FILE

AEDC VA1163 MDAC BOOSTER (UPPER WING)

•BT8315•

PAGE 273

CHORDWISE DISTRIBUTION OF BOOSTER UPPER WING PRESSURES - MACH 3



SYMBOL	DELTA X	Y/B	DELTA Z
○	0.143	0.635	0.228
△	0.103		
◇	0.226		

PARAMETRIC VALUES			
BETA	0.000	ALPHAB	10.003
MACH	3.000	ALPHA I	0.000
ORBPOW	100.000	BSTPOW	50.000

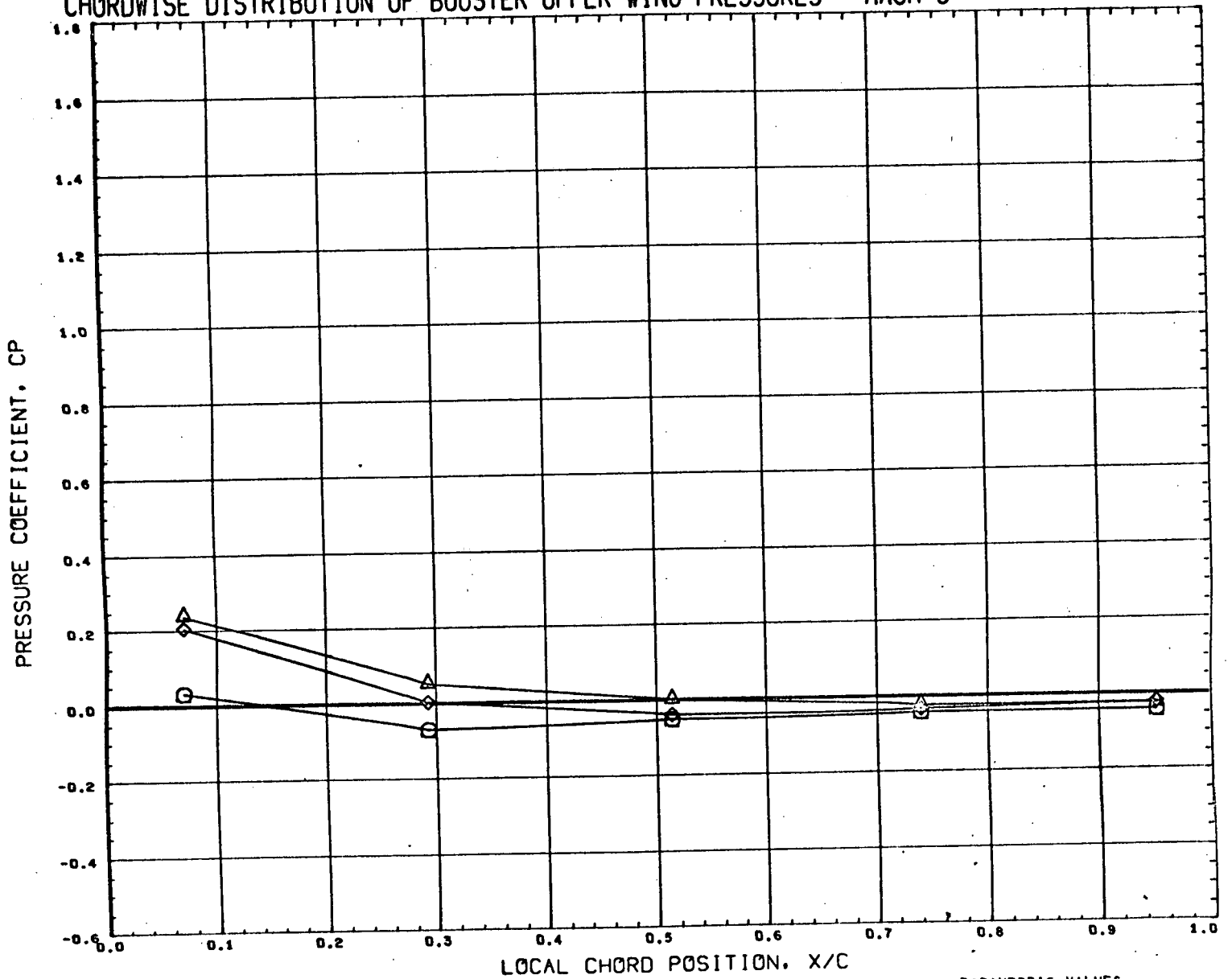
REFERENCE FILE

AEDC VA1163 MDAC BOOSTER (UPPER WING)

•BT8315•

PAGE 274

CHORDWISE DISTRIBUTION OF BOOSTER UPPER WING PRESSURES - MACH 3



SYMBOL	DELTA X	Y/B	DELTA Z
△	0.143	0.773	0.228
◇	0.103		
○	0.226		

PARAMETRIC VALUES			
BETA	0.000	ALPHAB	10.003
MACH	3.000	ALPHA I	0.000
ORBPOW	100.000	BSTPOW	50.000

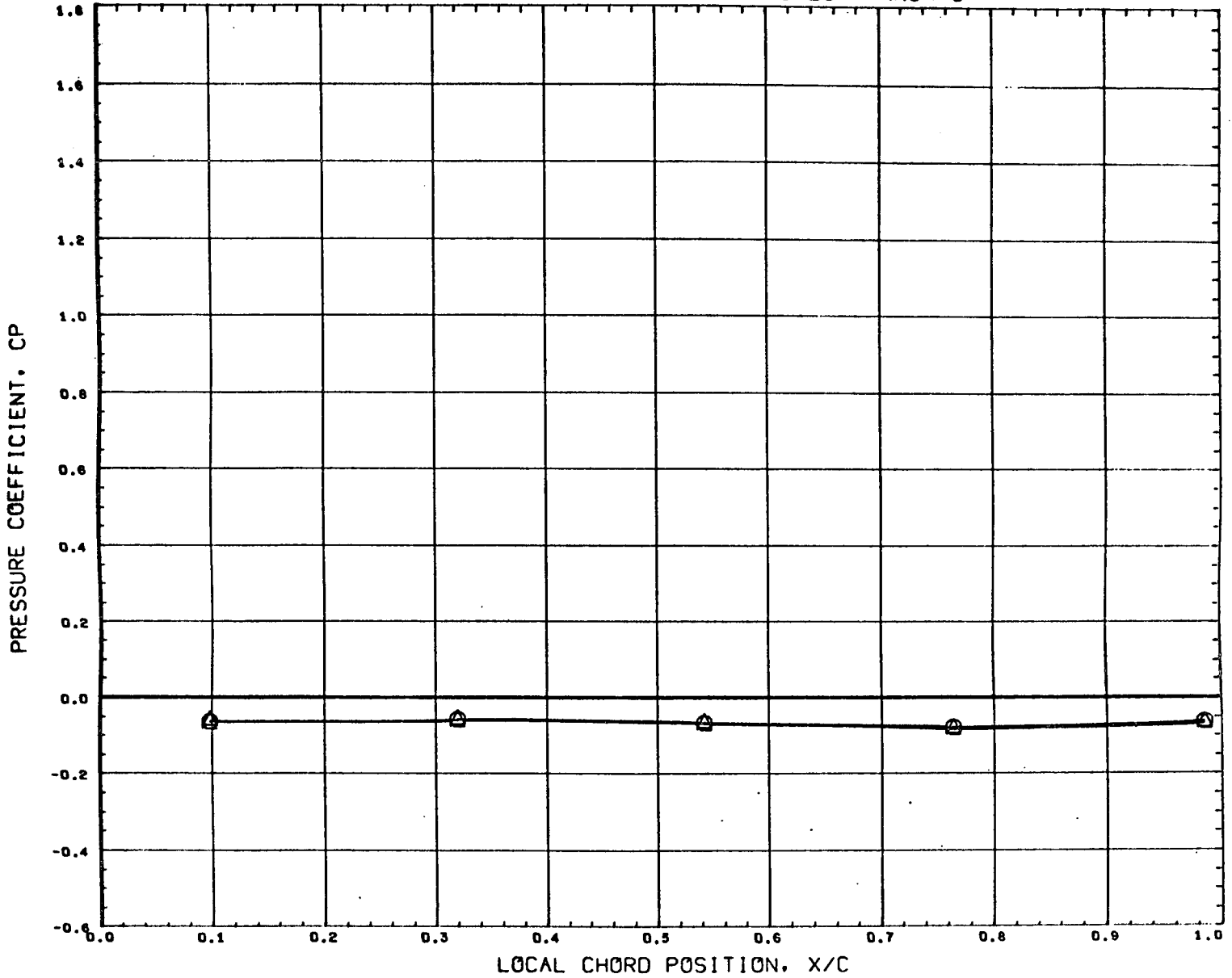
REFERENCE FILE

AEDC VA1163 MDAC BOOSTER (UPPER WING)

•BT8315•

PAGE 275

CHORDWISE DISTRIBUTION OF BOOSTER UPPER WING PRESSURES - MACH 3



SYMBOL	DELTA X	Y/B	DELTA Z
○	0.391	0.221	0.908
△	0.518		

PARAMETRIC VALUES			
BETA	0.000	ALPHA B	10.003
MACH	3.000	ALPHA I	0.000
ORBPOW	100.000	BSTPOW	50.000

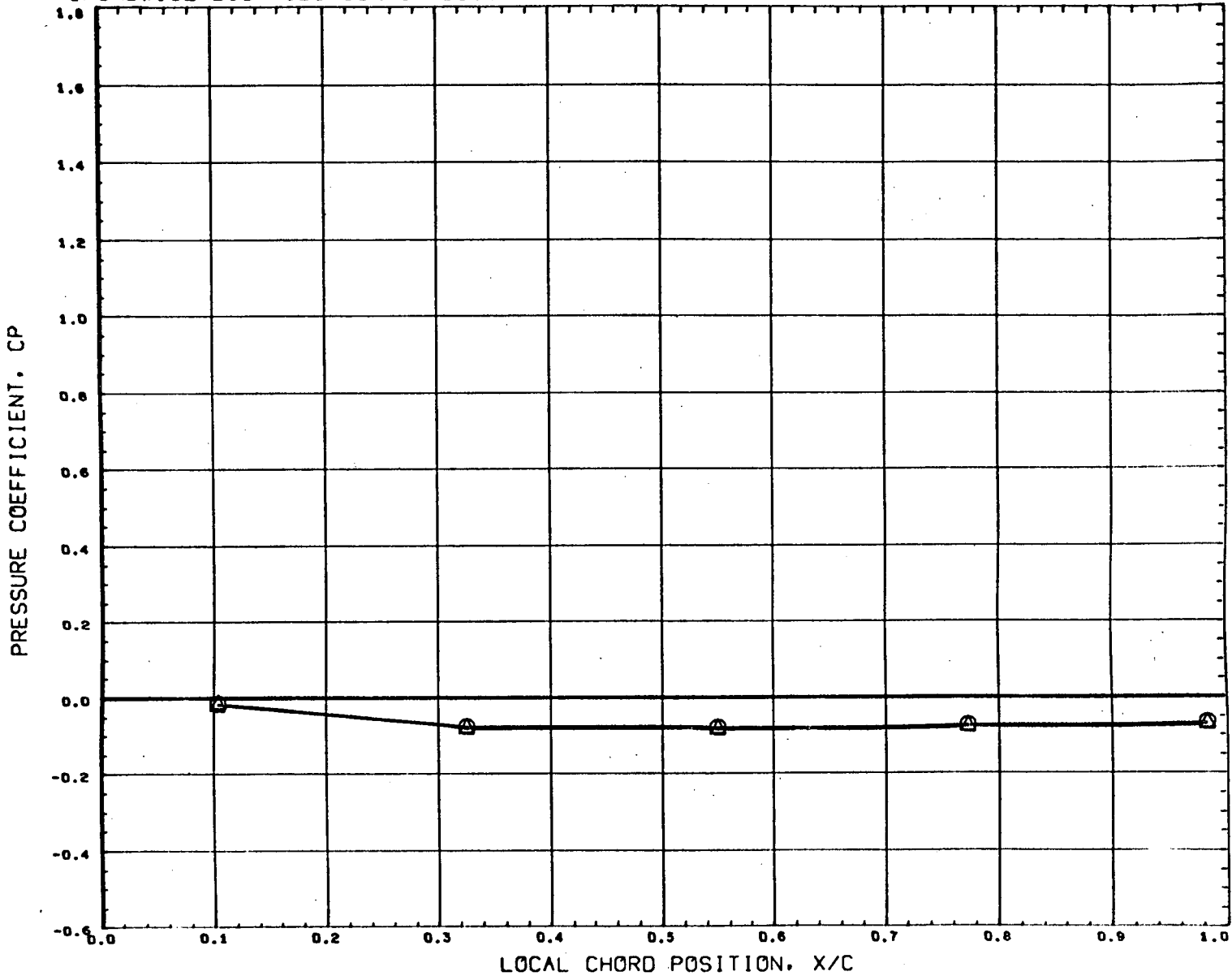
REFERENCE FILE

AEDC VA1163 MDAC BOOSTER (UPPER WING)

•BT8315•

PAGE 276

CHORDWISE DISTRIBUTION OF BOOSTER UPPER WING PRESSURES - MACH 3



SYMBOL	DELTA X	Y/B	DELTA Z
○	0.391	0.359	0.908
△	0.518		

PARAMETRIC VALUES			
BETA	0.000	ALPHAB	10.003
MACH	3.000	ALPHAI	0.000
ORBPOW	100.000	BSTPOW	50.000

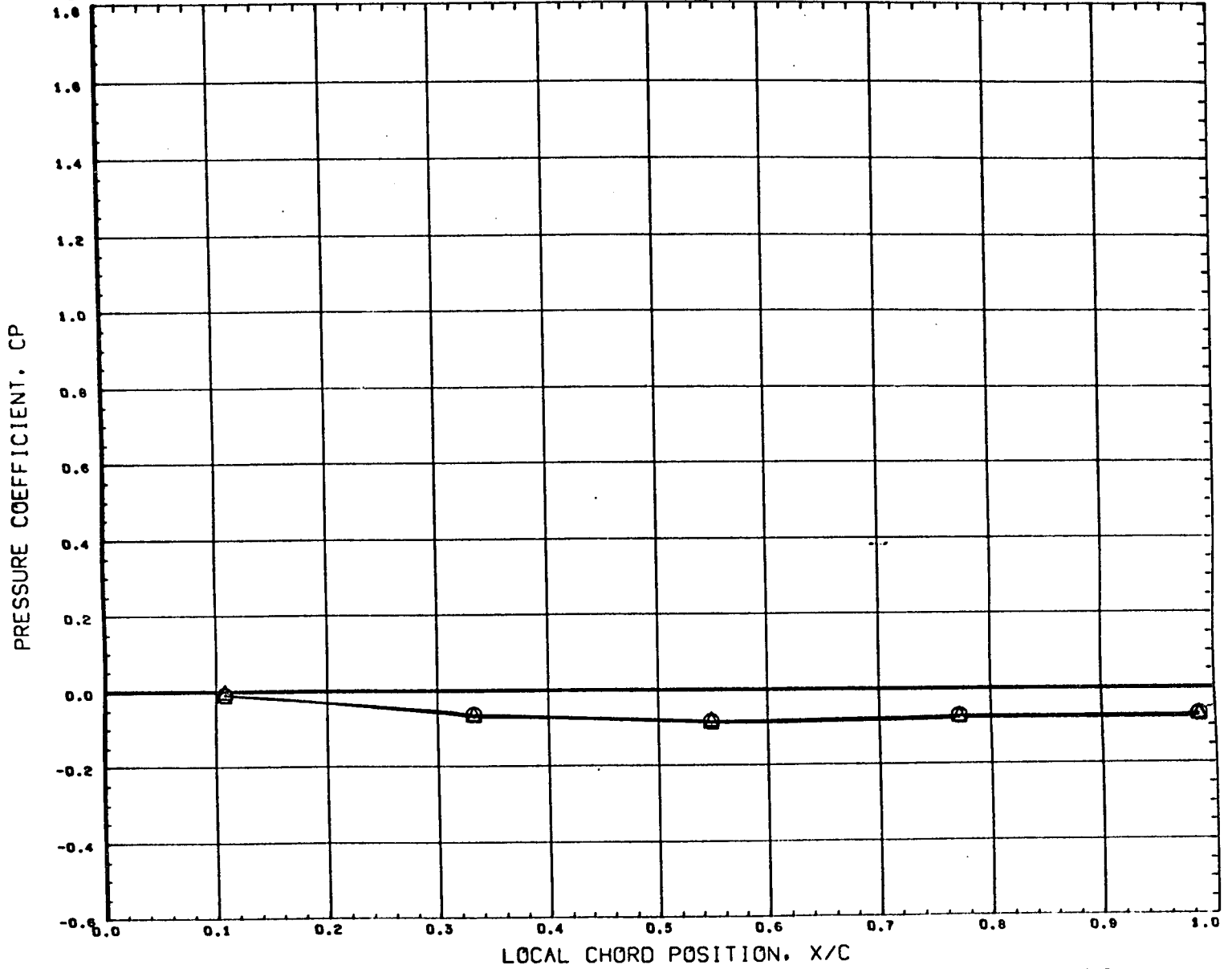
REFERENCE FILE

AEDC VA1163 MDAC BOOSTER (UPPER WING)

•BT8315•

PAGE 277

CHORDWISE DISTRIBUTION OF BOOSTER UPPER WING PRESSURES - MACH 3



SYMBOL	DELTA X	Y/B	DELTA Z
○	0.391	0.497	0.908
△	0.518		

PARAMETRIC VALUES			
BETA	0.000	ALPHAB	10.003
MACH	3.000	ALPHA1	0.000
ORBPOW	100.000	BSTPOW	50.000

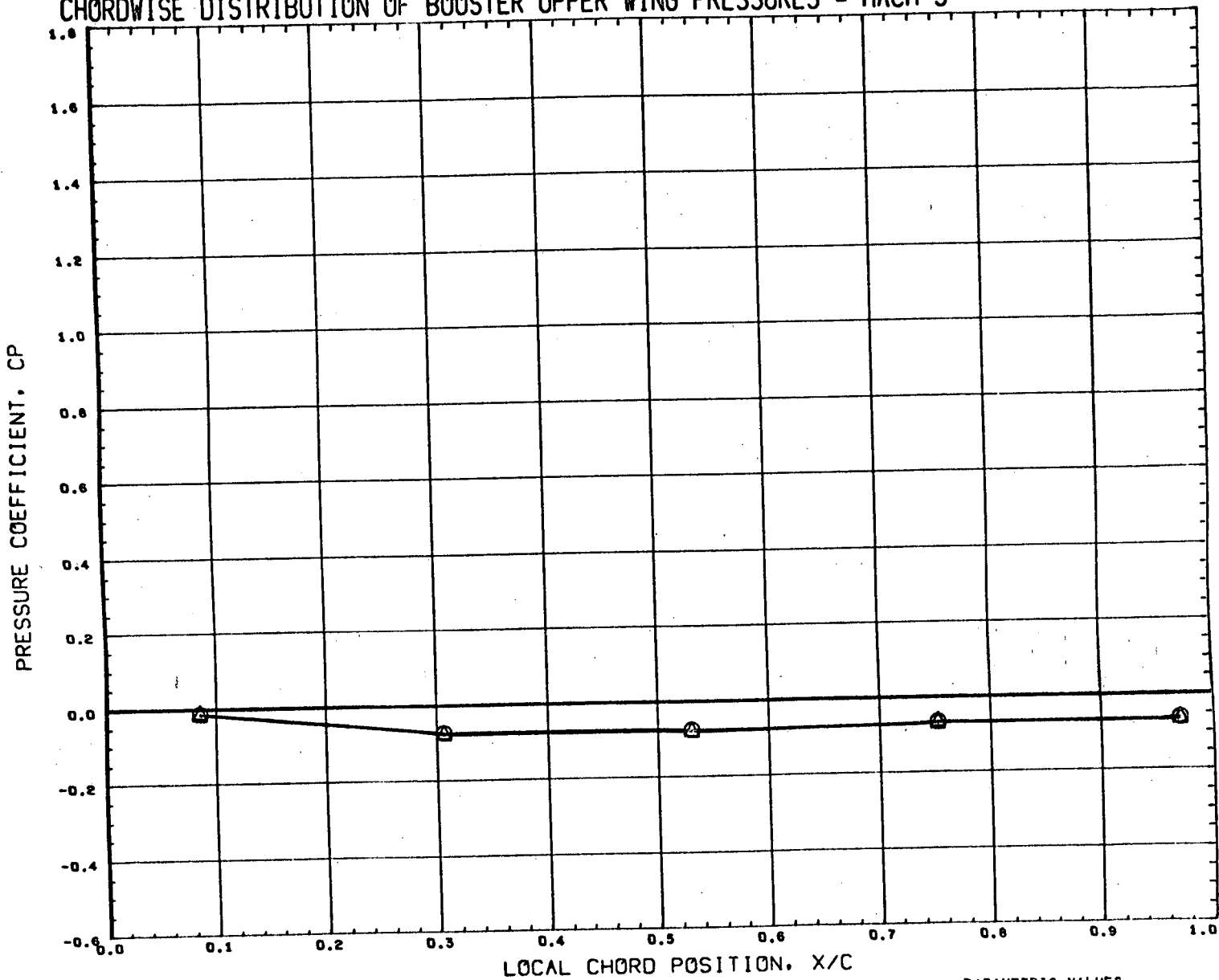
REFERENCE FILE

AEDC VA1163 MDAC BOOSTER (UPPER WING)

•BT8315•

PAGE 278

CHORDWISE DISTRIBUTION OF BOOSTER UPPER WING PRESSURES - MACH 3



SYMBOL	DELTA X	Y/B	DELTA Z
○	0.391	0.635	0.908
△	0.518		

PARAMETRIC VALUES			
BETA	0.000	ALPHAB	10.003
MACH	3.000	ALPHA1	0.000
ORBPOW	100.000	BSTPOW	50.000

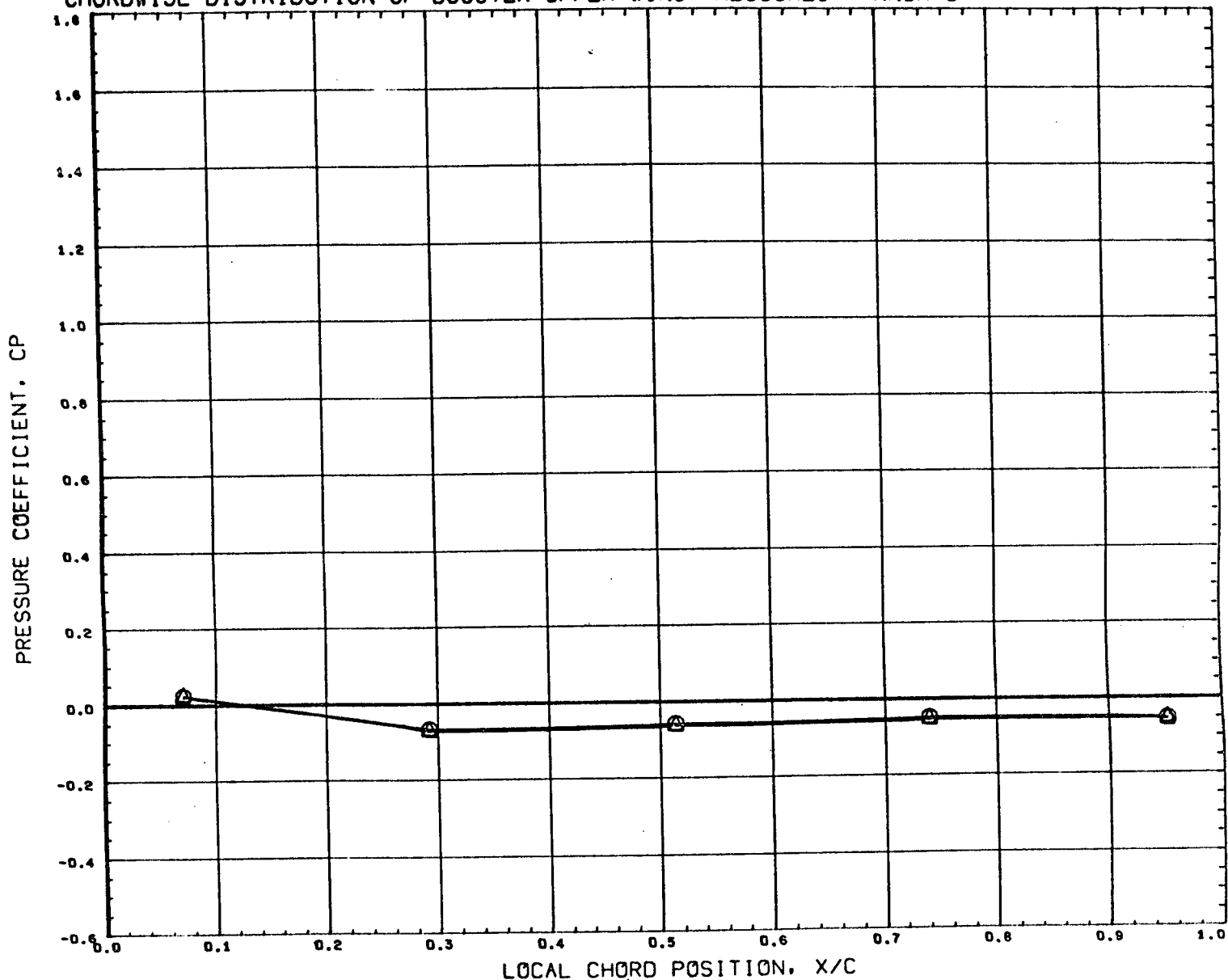
REFERENCE FILE

AEDC VA1163 MDAC BOOSTER (UPPER WING)

•BT8315•

PAGE 279

CHORDWISE DISTRIBUTION OF BOOSTER UPPER WING PRESSURES - MACH 3



SYMBOL	DELTA X	Y/B	DELTA Z
○	0.391	0.773	0.908
△	0.518		

PARAMETRIC VALUES			
BETA	0.000	ALPHA B	10.003
MACH	3.000	ALPHA I	0.000
ORBPOW	100.000	BSTPOW	50.000

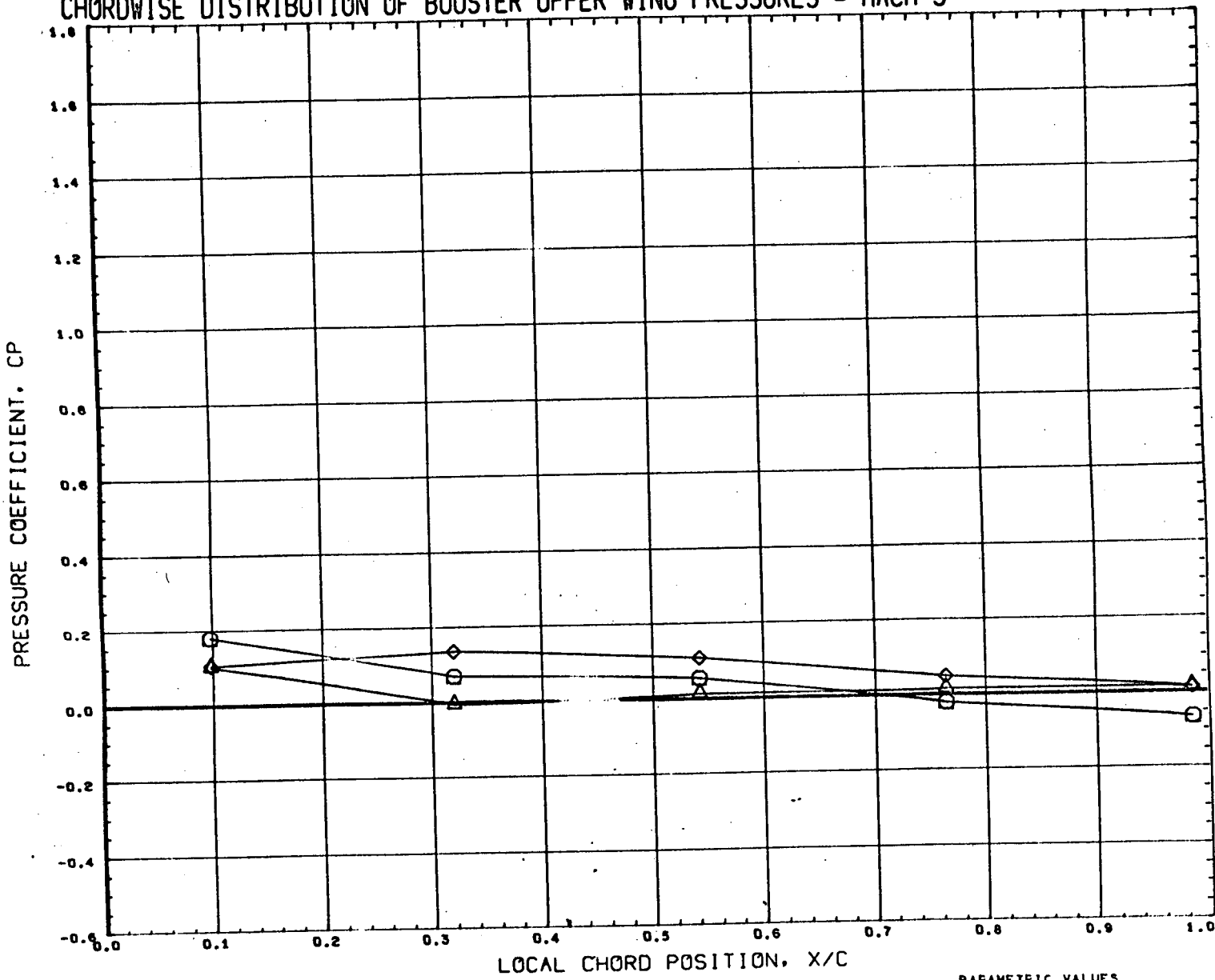
REFERENCE FILE

AEDC VA1163 MDAC BOOSTER (UPPER WING)

•BT8315•

PAGE 280

CHORDWISE DISTRIBUTION OF BOOSTER UPPER WING PRESSURES - MACH 3



SYMBOL	DELTA X	Y/B	DELTA Z
○	0.143	0.221	0.120
△	0.103		
◇	0.227		

PARAMETRIC VALUES			
BETA	0.000	ALPHAB	- 9.977
MACH	3.000	ALPHA I	0.000
ORBPOW	0.000	BSTPOW	0.000

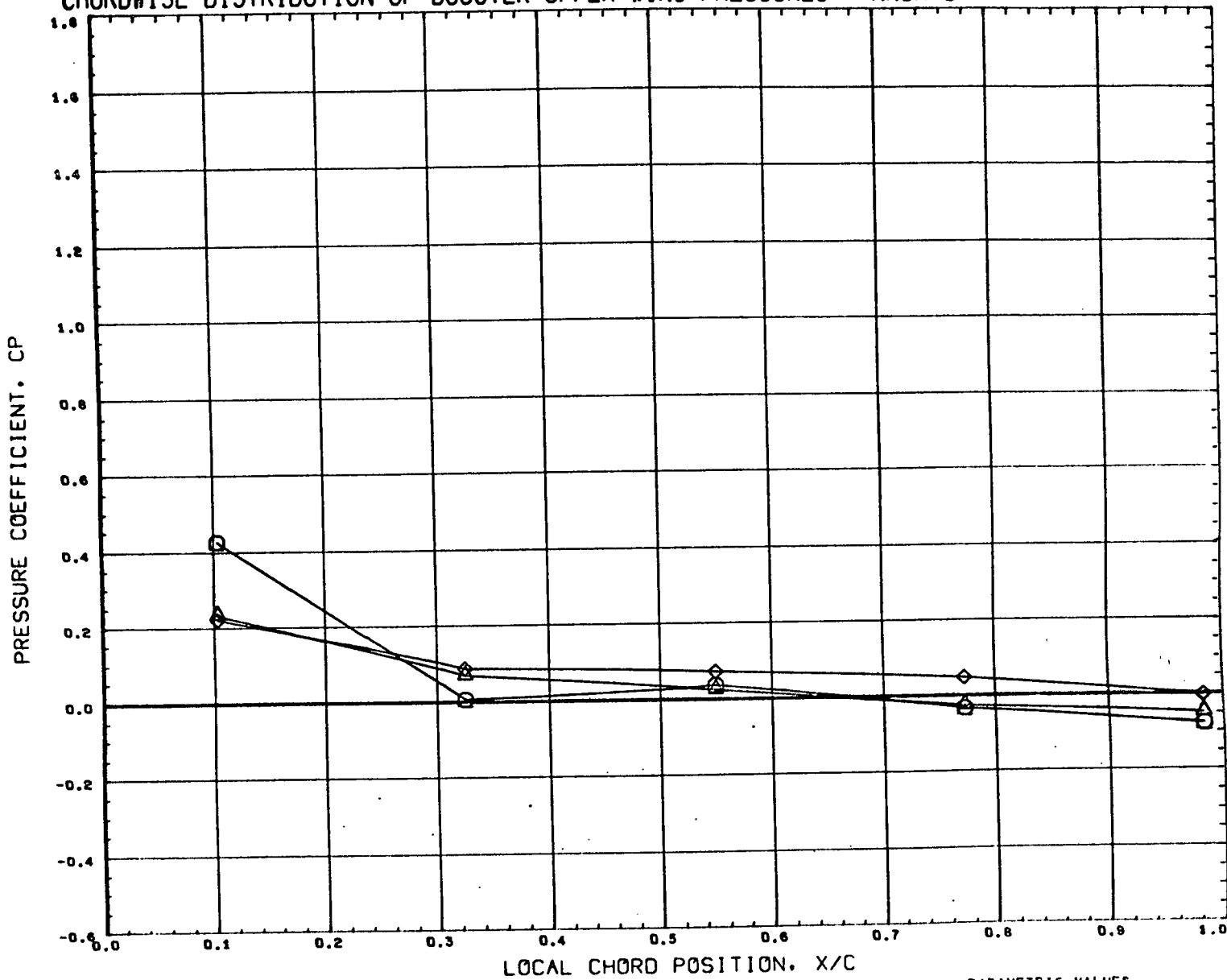
REFERENCE FILE

AEDC VA1163 MDAC BOOSTER (UPPER WING)

•BT8321•

PAGE 281

CHORDWISE DISTRIBUTION OF BOOSTER UPPER WING PRESSURES - MACH 3



SYMBOL	DELTA X	Y/B	DELTA Z
○	0.143	0.359	0.120
△	0.103		
◇	0.227		

PARAMETRIC VALUES			
BETA	0.000	ALPHAB	- 9.977
MACH	3.000	ALPHA1	0.000
ORBPOW	0.000	BSTPOW	0.000

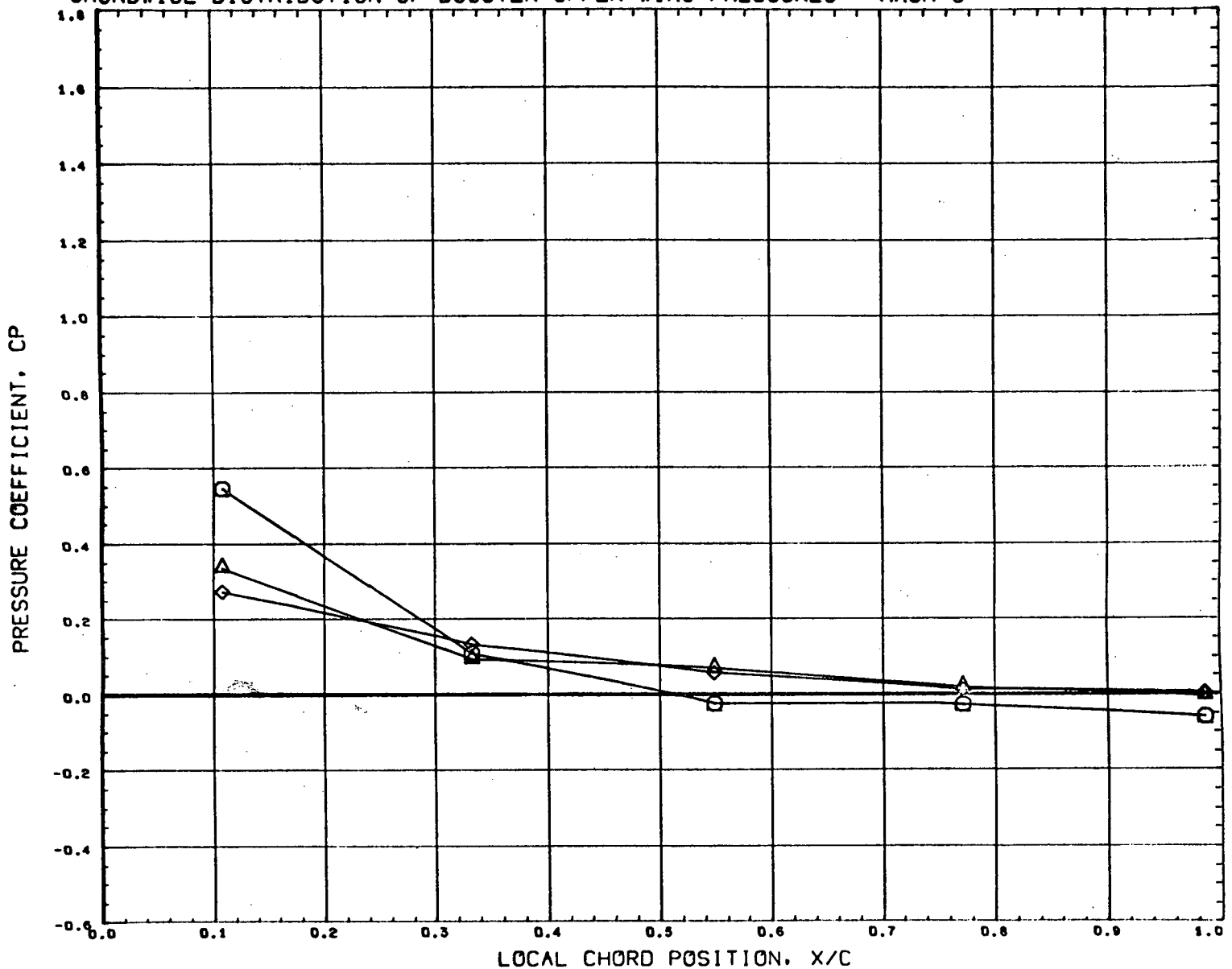
REFERENCE FILE

AEDC VA1163 MDAC BOOSTER (UPPER WING)

•BT8321•

PAGE 282

CHORDWISE DISTRIBUTION OF BOOSTER UPPER WING PRESSURES - MACH 3



SYMBOL	DELTA X	Y/B	DELTA Z
○	0.143	0.497	0.120
△	0.103		
◇	0.227		

PARAMETRIC VALUES			
BETA	0.000	ALPHA B	9.977
MACH	3.000	ALPHA I	0.000
ORBPOW	0.000	BSTPOW	0.000

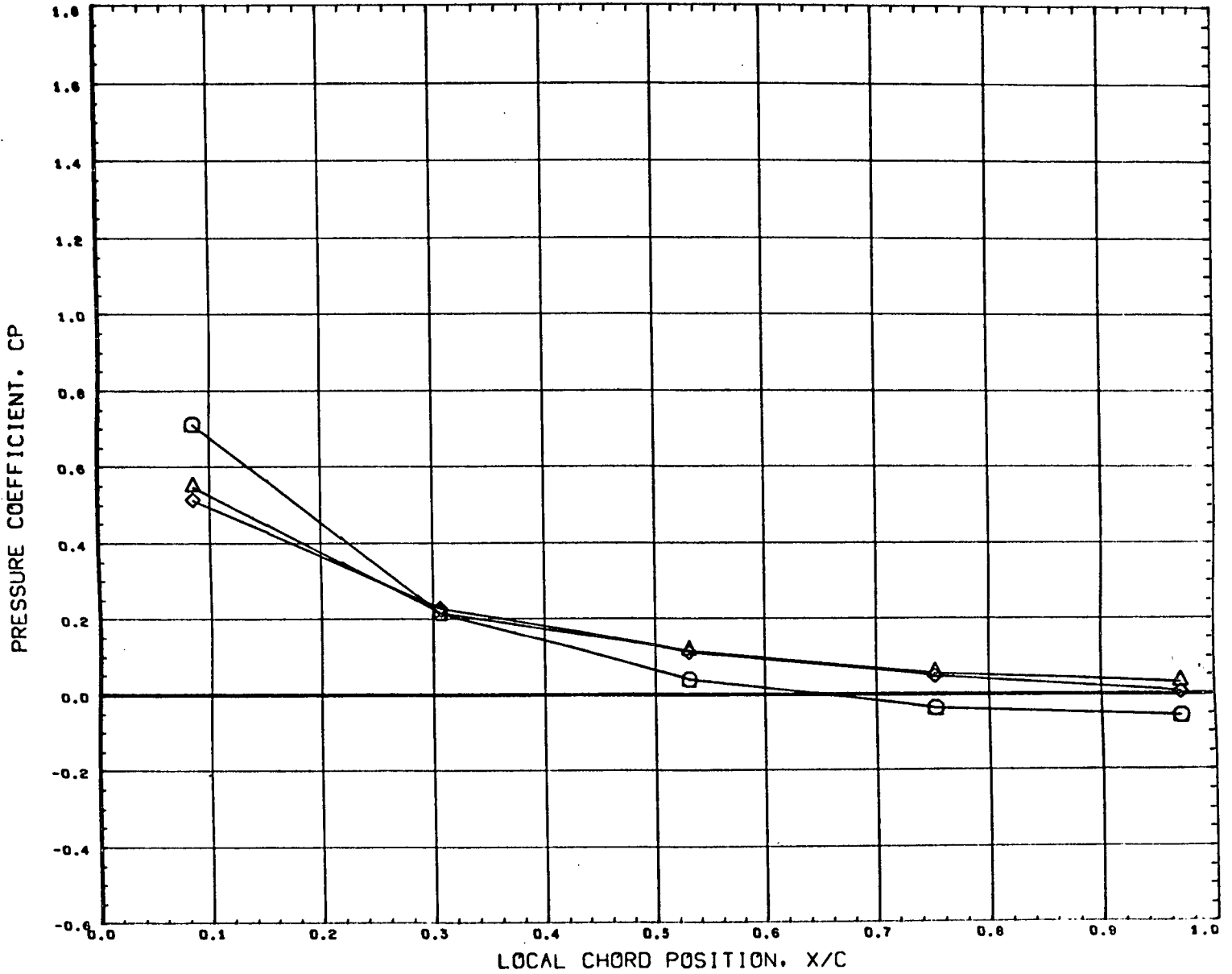
REFERENCE FILE

AEDC VA1163 MDAC BOOSTER (UPPER WING)

•BT8321•

PAGE 283

CHORDWISE DISTRIBUTION OF BOOSTER UPPER WING PRESSURES - MACH 3



SYMBOL	DELTA X	Y/B	DELTA Z
○	0.143	0.635	0.120
△	0.103		
◇	0.227		

PARAMETRIC VALUES			
BETA	0.000	ALPHAB	- 0.977
MACH	3.000	ALPHA I	0.000
ORBPOW	0.000	BSTPOW	0.000

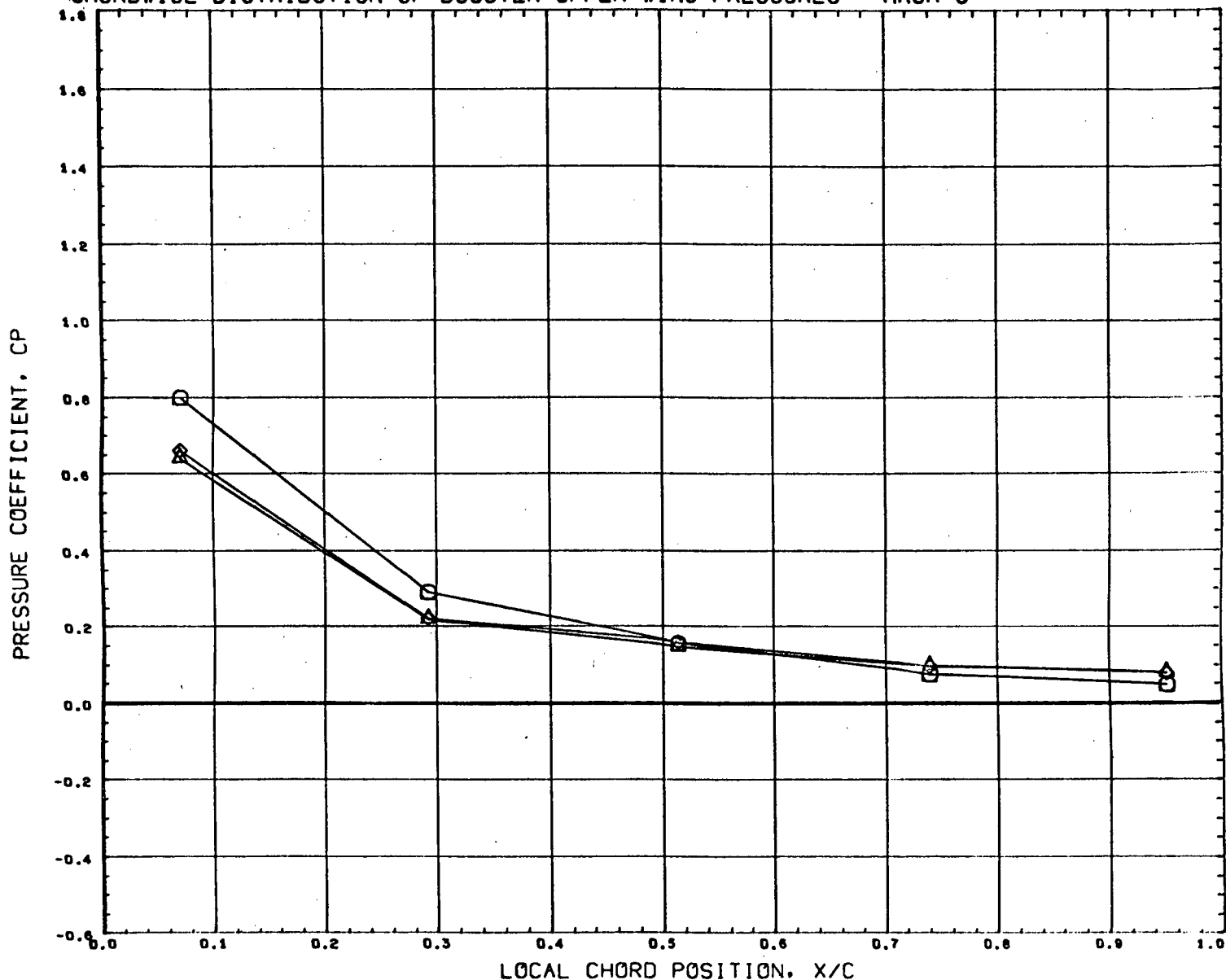
REFERENCE FILE

AEDC VA1163 MDAC BOOSTER (UPPER WING)

•BT8321•

PAGE 284

CHORDWISE DISTRIBUTION OF BOOSTER UPPER WING PRESSURES - MACH 3



SYMBOL	DELTA X	Y/B	DELTA Z
○	0.143	0.773	0.120
△	0.103		
◇	0.227		

PARAMETRIC VALUES			
BETA	0.000	ALPHAB	9.977
MACH	3.000	ALPHA I	0.000
ORBPOW	0.000	BSTPOW	0.000

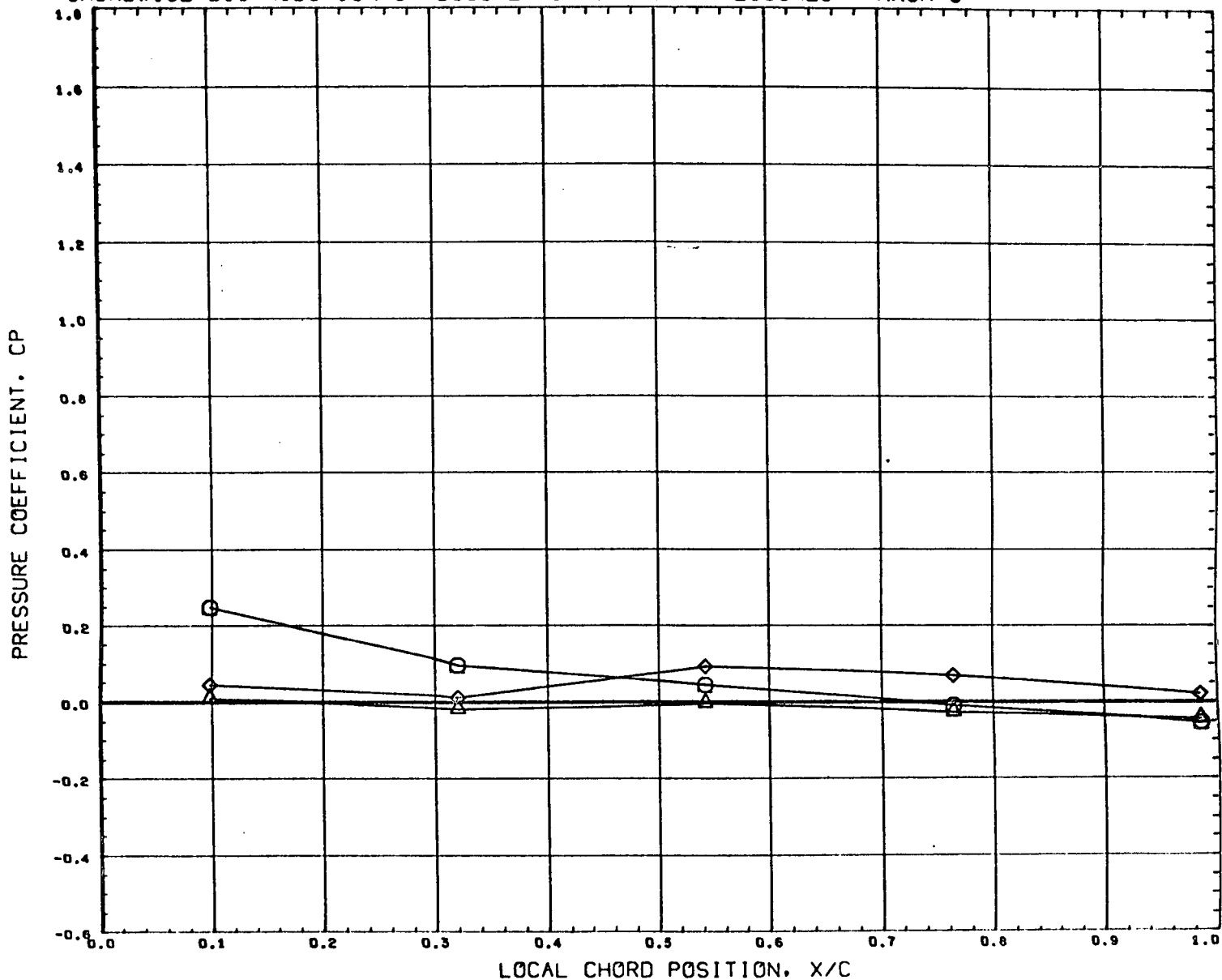
REFERENCE FILE

AEDC VA1163 MDAC BOOSTER (UPPER WING)

•BT8321•

PAGE 285

CHORDWISE DISTRIBUTION OF BOOSTER UPPER WING PRESSURES - MACH 3



SYMBOL	DELTA X	Y/B	DELTA Z
○	0.144	0.221	0.151
△	0.103		
◇	0.227		

PARAMETRIC VALUES			
BETA	0.000	ALPHAB	9.977
MACH	3.000	ALPHAT	0.000
ORBPOW	0.000	BSTPOW	0.000

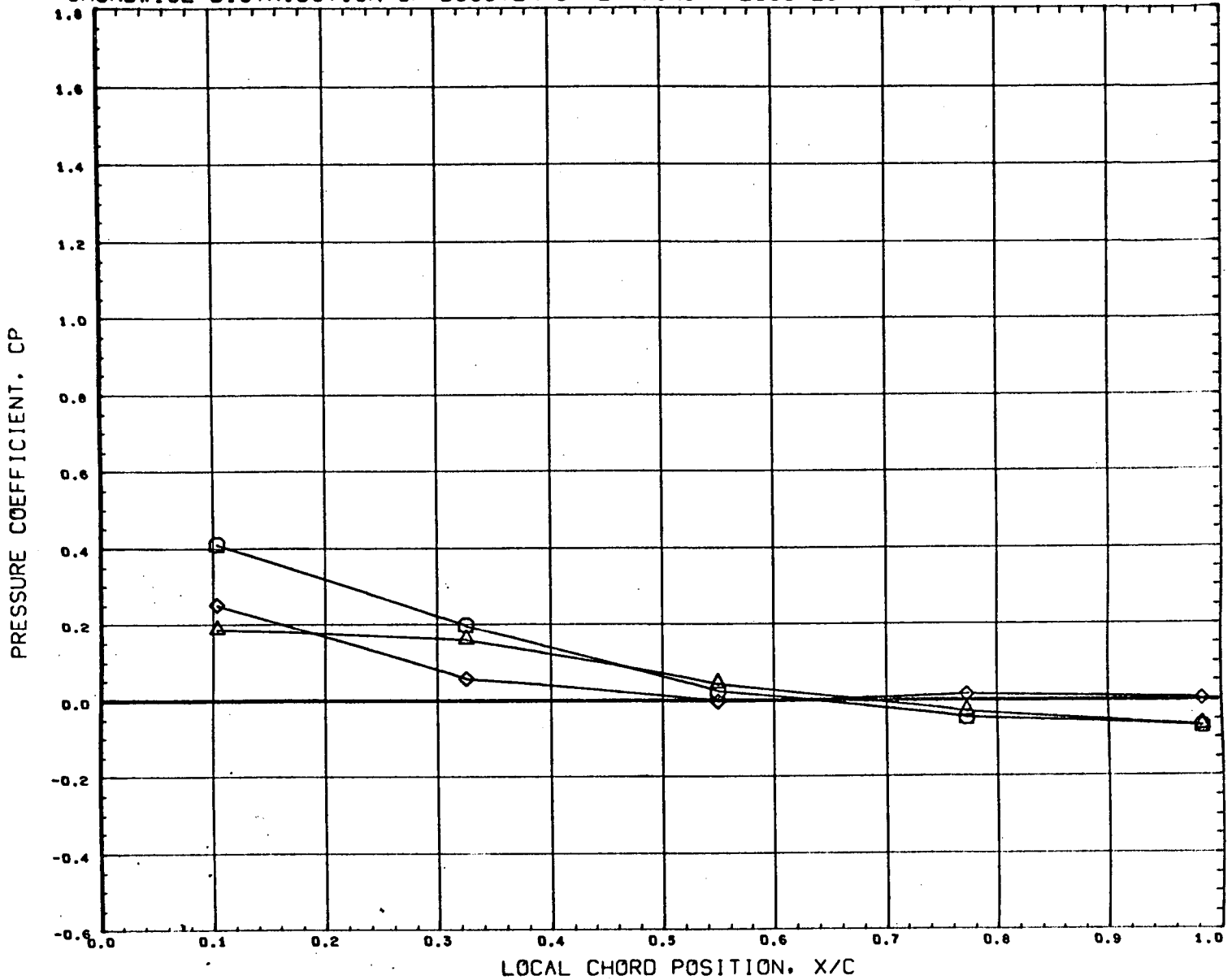
REFERENCE FILE

AEDC VA1163 MDAC BOOSTER (UPPER WING)

•BT8321•

PAGE 286

CHORDWISE DISTRIBUTION OF BOOSTER UPPER WING PRESSURES - MACH 3

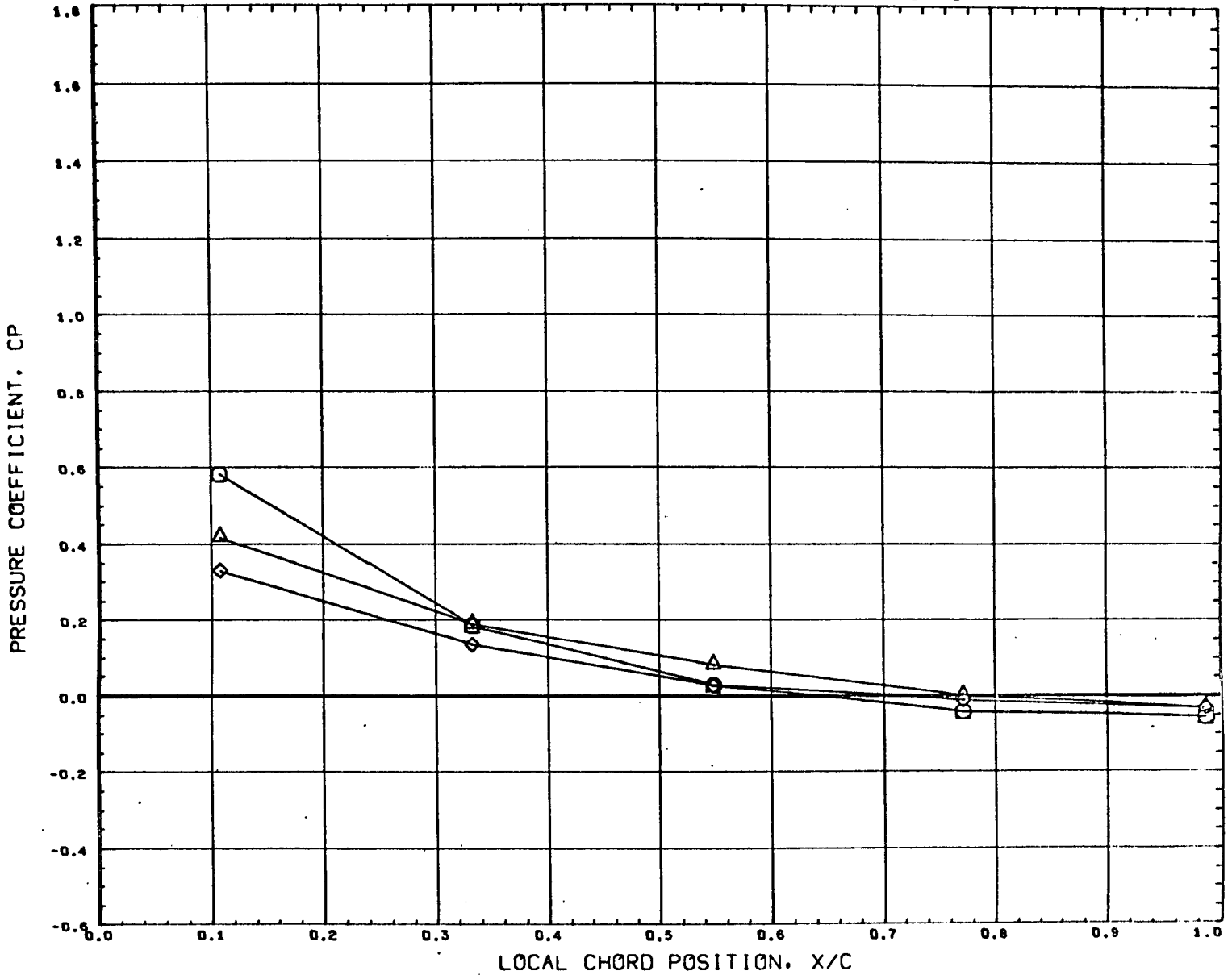


SYMBOL	DELTA X	Y/B	DELTA Z
○	0.144	0.359	0.151
△	0.103		
◇	0.227		

PARAMETRIC VALUES			
BETA	0.000	ALPHA B	- 9.977
MACH	3.000	ALPHA I	0.000
ORBPOW	0.000	BSTPOW	0.000

REFERENCE FILE

CHORDWISE DISTRIBUTION OF BOOSTER UPPER WING PRESSURES - MACH 3



SYMBOL	DELTA X	Y/B	DELTA Z
○	0.144	0.497	0.151
△	0.103		
◇	0.227		

PARAMETRIC VALUES		
BETA	0.000	ALPHA _{DB} - 9.977
MACH	3.000	ALPHA _{AI} 0.000
ORBPOW	0.000	BSTPOW 0.000

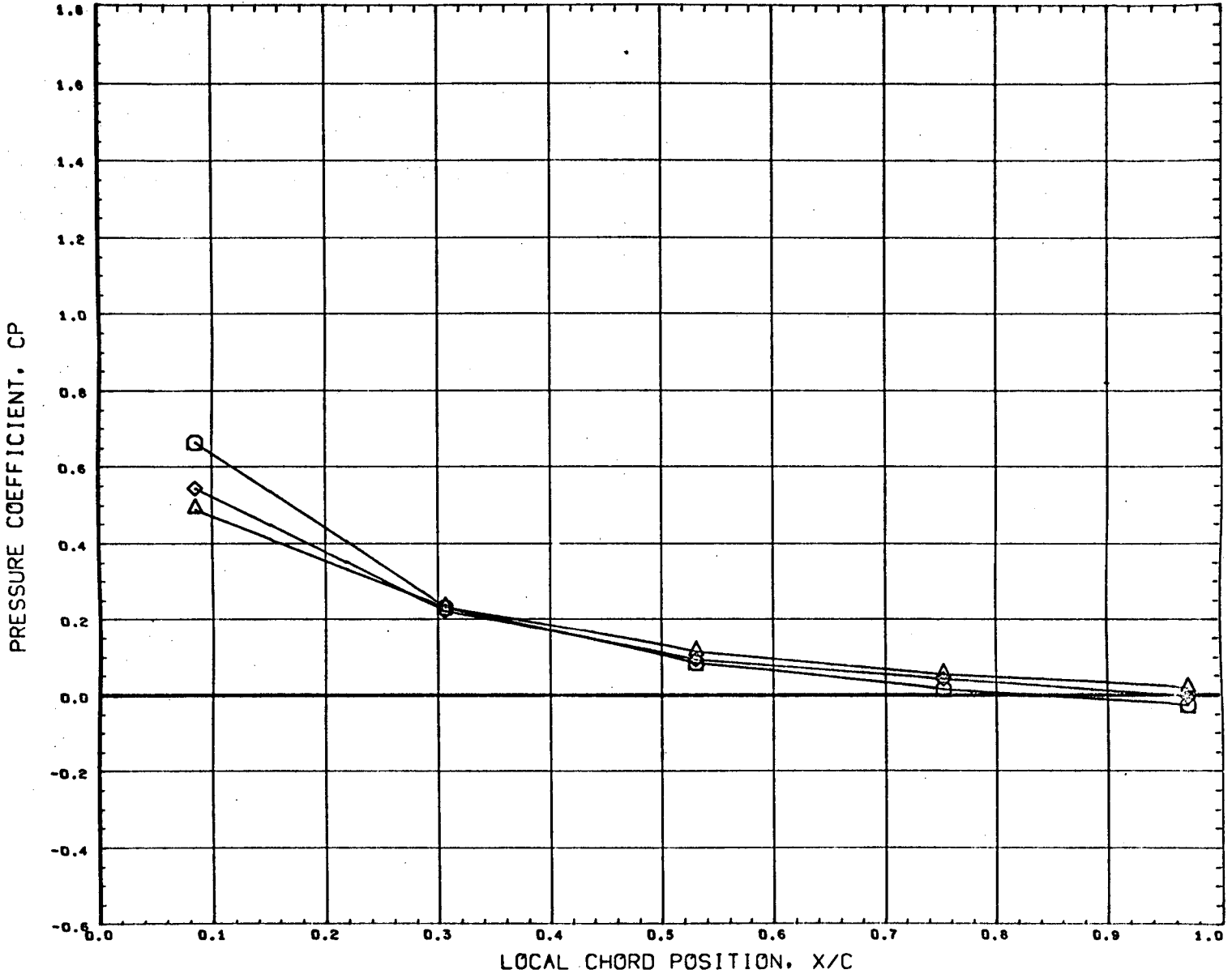
REFERENCE FILE

AEDC VA1163 MDAC BOOSTER (UPPER WING)

•BT8321•

PAGE 288

CHORDWISE DISTRIBUTION OF BOOSTER UPPER WING PRESSURES - MACH 3

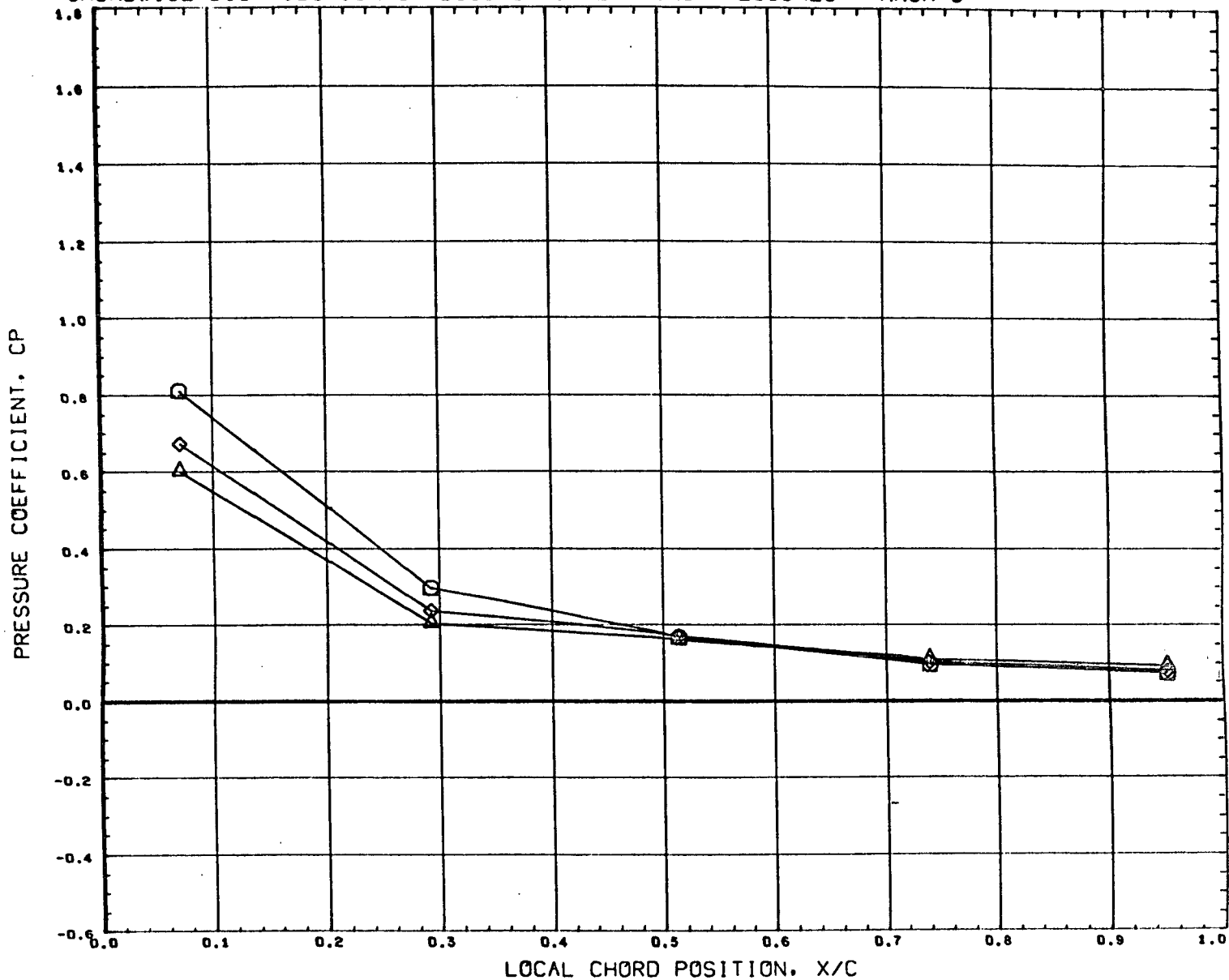


SYMBOL	DELTA X	Y/B	DELTA Z
○	0.144	0.635	0.151
△	0.103		
◇	0.227		

PARAMETRIC VALUES			
BETA	0.000	ALPHA B	- 9.977
MACH	3.000	ALPHA 1	0.000
ORBPOW	0.000	BSTPOW	0.000

REFERENCE FILE

CHORDWISE DISTRIBUTION OF BOOSTER UPPER WING PRESSURES - MACH 3



SYMBOL	DELTA X	Y/B	DELTA Z
○	0.144	0.773	0.151
△	0.103		
◇	0.227		

PARAMETRIC VALUES		
BETA	0.000	ALPHAB - 9.977
MACH	3.000	ALPHAI 0.000
ORBPOW	0.000	BSTPOW 0.000

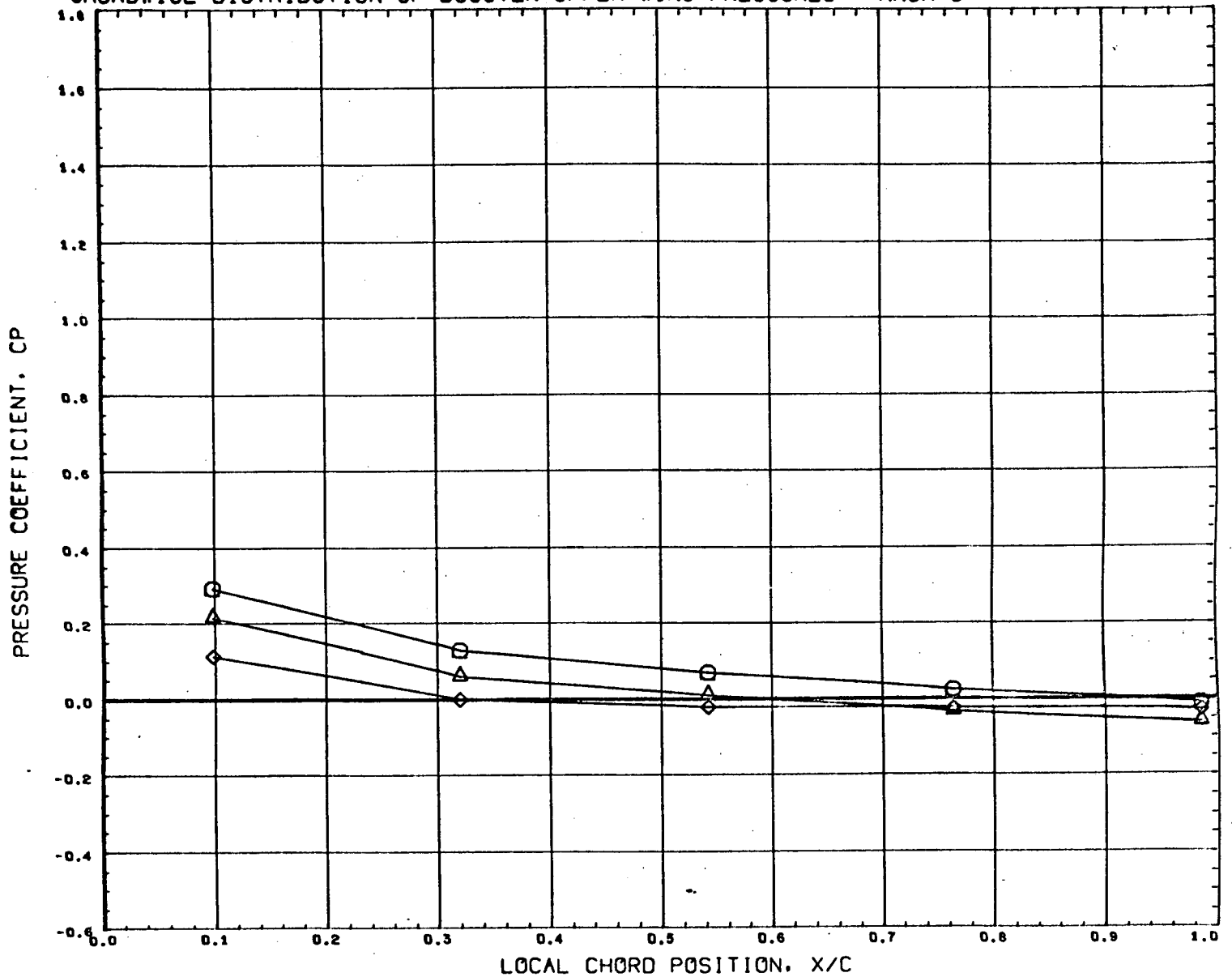
REFERENCE FILE

AEDC VA1163 MDAC BOOSTER (UPPER WING)

•BT8321•

PAGE 290

CHORDWISE DISTRIBUTION OF BOOSTER UPPER WING PRESSURES - MACH 3



SYMBOL	DELTA X	Y/B	DELTA Z
○	0.143	0.221	0.228
△	0.103		
◇	0.226		

PARAMETRIC VALUES			
BETA	0.000	ALPHAB	- 9.977
MACH	3.000	ALPHA1	0.000
ORBPOW	0.000	BSTPOW	0.000

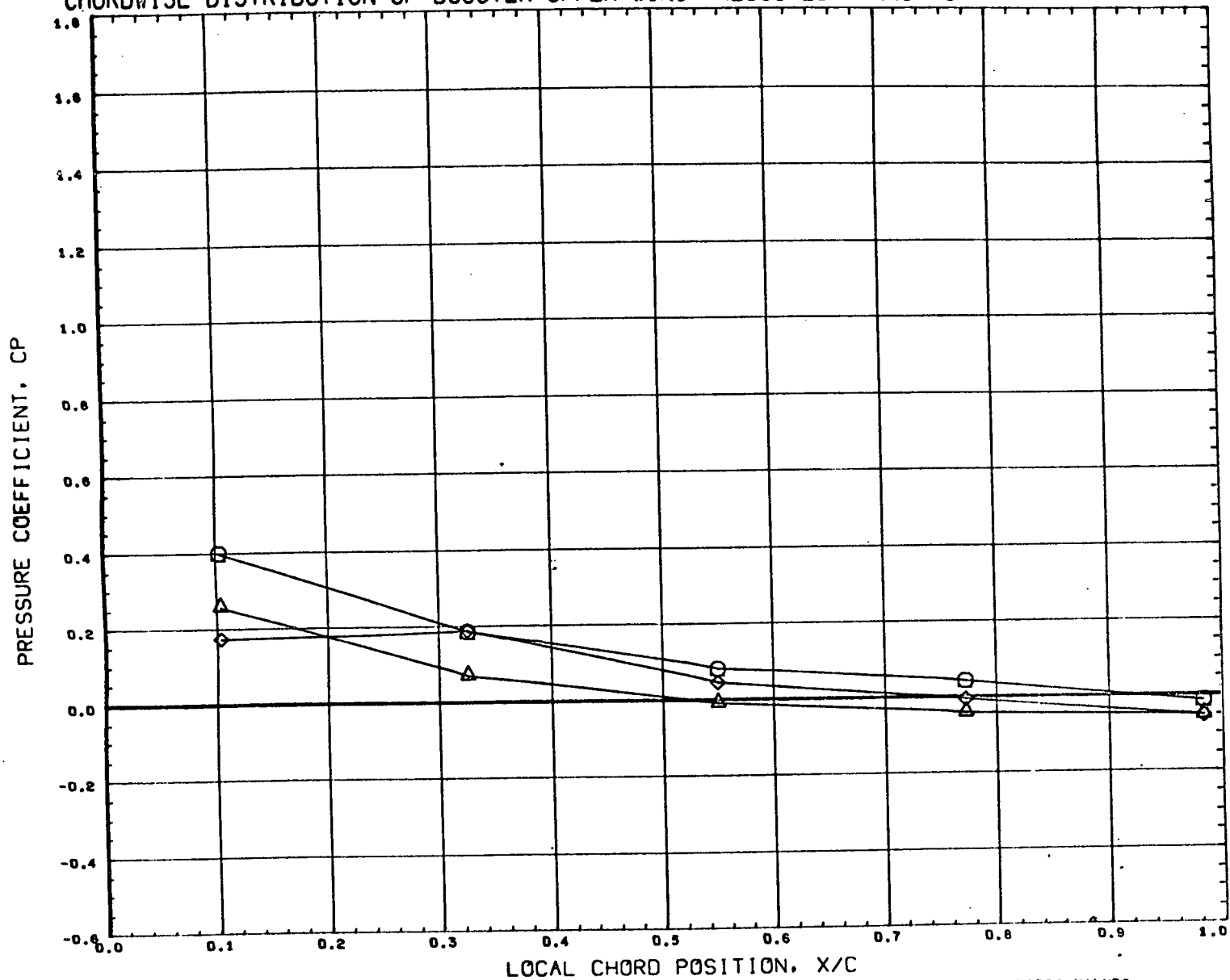
REFERENCE FILE

AEDC VA1163 MDAC BOOSTER (UPPER WING)

•BT8321•

PAGE 291

CHORDWISE DISTRIBUTION OF BOOSTER UPPER WING PRESSURES - MACH 3



SYMBOL	DELTA X	Y/B	DELTA Z
○	0.143	0.359	0.228
△	0.103		
◇	0.226		

PARAMETRIC VALUES		
BETA	0.000	ALPHAB - 9.977
MACH	3.000	ALPHA1 0.000
ORBPOW	0.000	BSTPOW 0.000

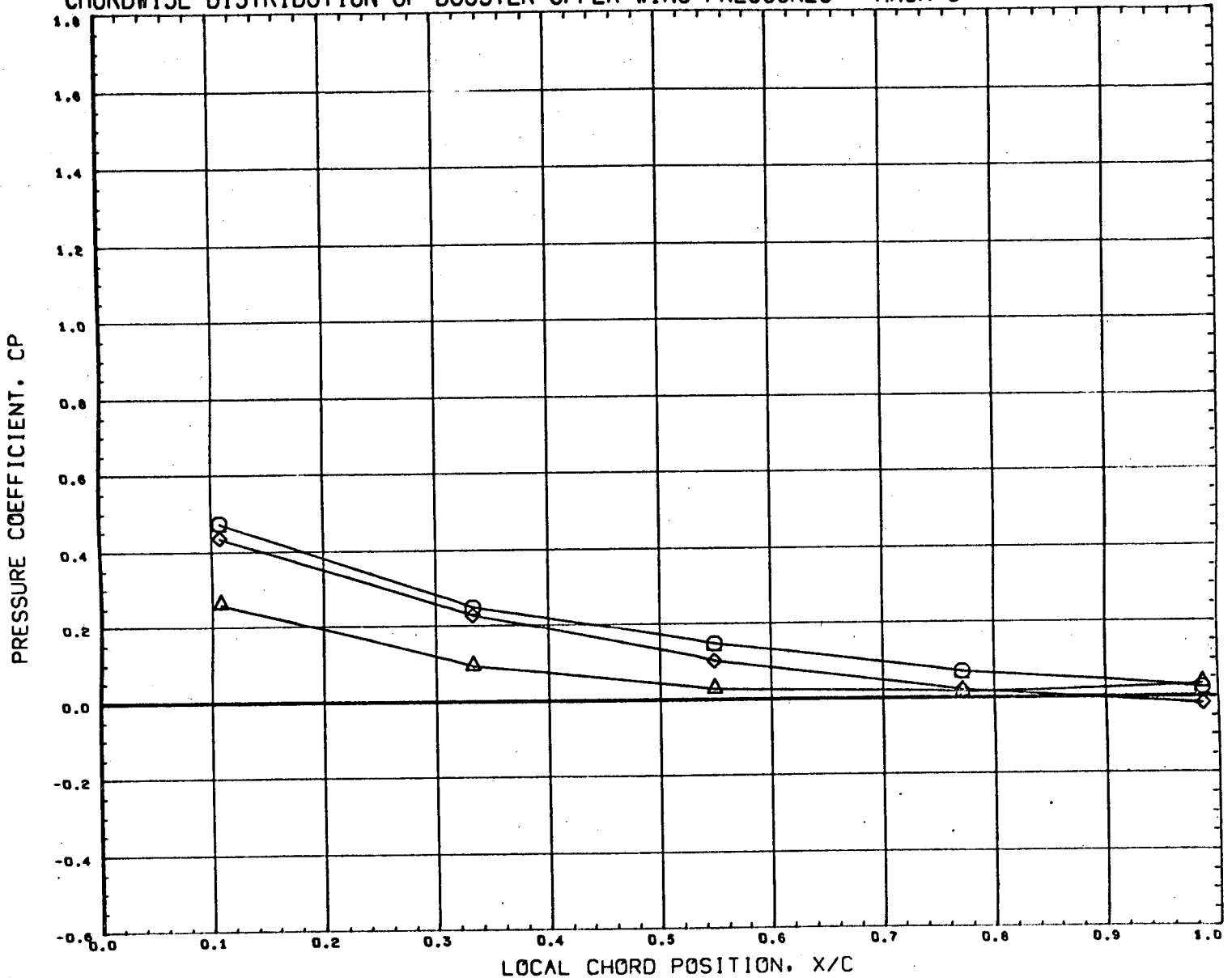
REFERENCE FILE

AEDC VA1163 MDAC BOOSTER (UPPER WING)

•BT8321•

PAGE 292

CHORDWISE DISTRIBUTION OF BOOSTER UPPER WING PRESSURES - MACH 3



SYMBOL	DELTA X	Y/B	DELTA Z
○	0.143	0.497	0.228
△	0.103		
◇	0.226		

PARAMETRIC VALUES			
BETA	0.000	ALPHA B	- 9.977
MACH	3.000	ALPHA I	0.000
ORBPOW	0.000	BSTPOW	0.000

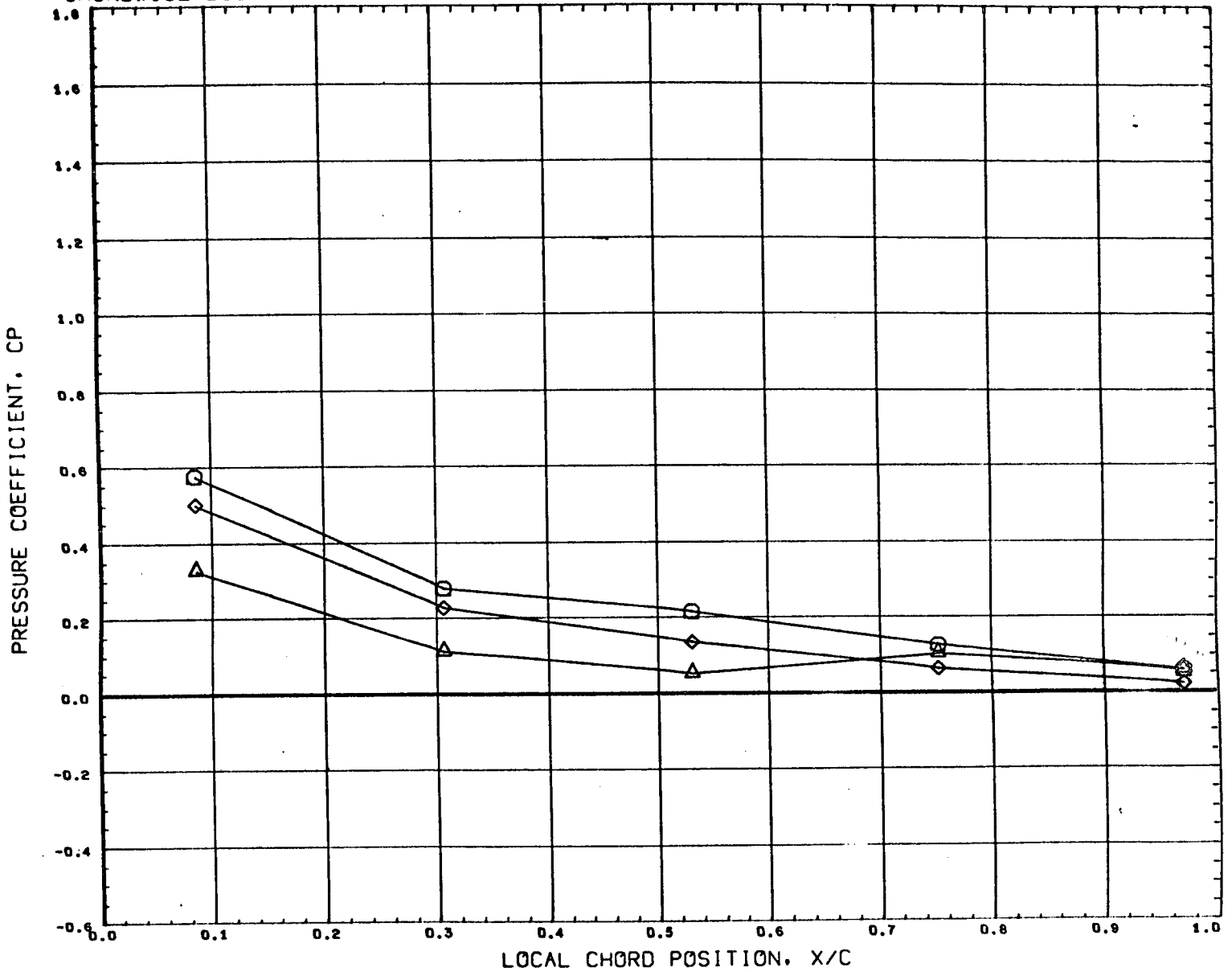
REFERENCE FILE

AEDC VA1163 MDAC BOOSTER (UPPER WING)

•BT8321•

PAGE 293

CHORDWISE DISTRIBUTION OF BOOSTER UPPER WING PRESSURES - MACH 3



SYMBOL	DELTA X	Y/B	DELTA Z
○	0.143	0.635	0.228
△	0.103		
◇	0.226		

PARAMETRIC VALUES			
BETA	0.000	ALPHAB	9.977
MACH	3.000	ALPHA1	0.000
ORBPOW	0.000	BSTPOW	0.000

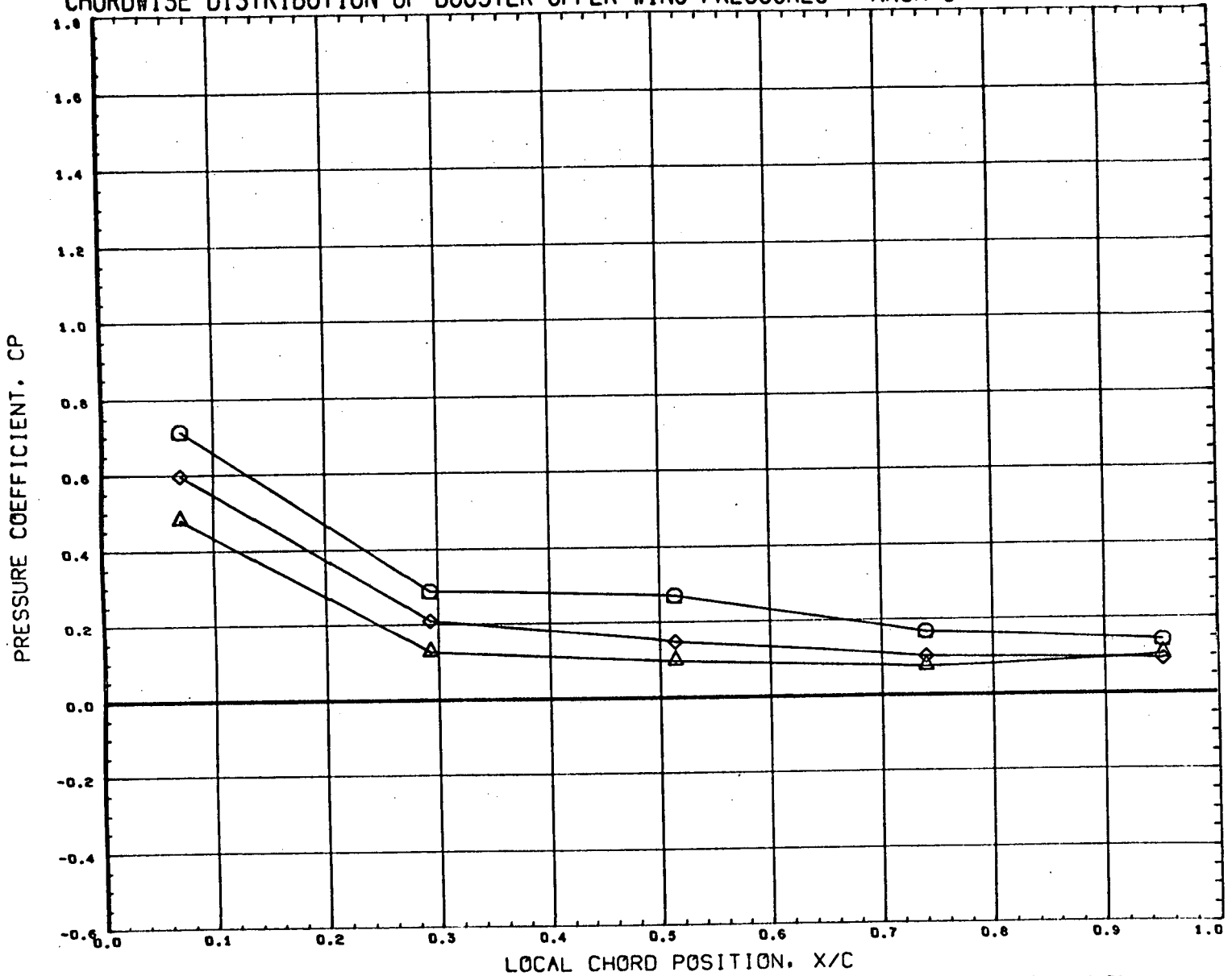
REFERENCE FILE

AEDC VA1163 MDAC BOOSTER (UPPER WING)

•BT8321•

PAGE 294

CHORDWISE DISTRIBUTION OF BOOSTER UPPER WING PRESSURES - MACH 3



SYMBOL	DELTA X	Y/B	DELTA Z
○	0.143	0.773	0.228
△	0.103		
◇	0.226		

PARAMETRIC VALUES			
BETA	0.000	ALPHA E	9.977
MACH	3.000	ALPHA I	0.000
ORBPOW	0.000	BSTPOW	0.000

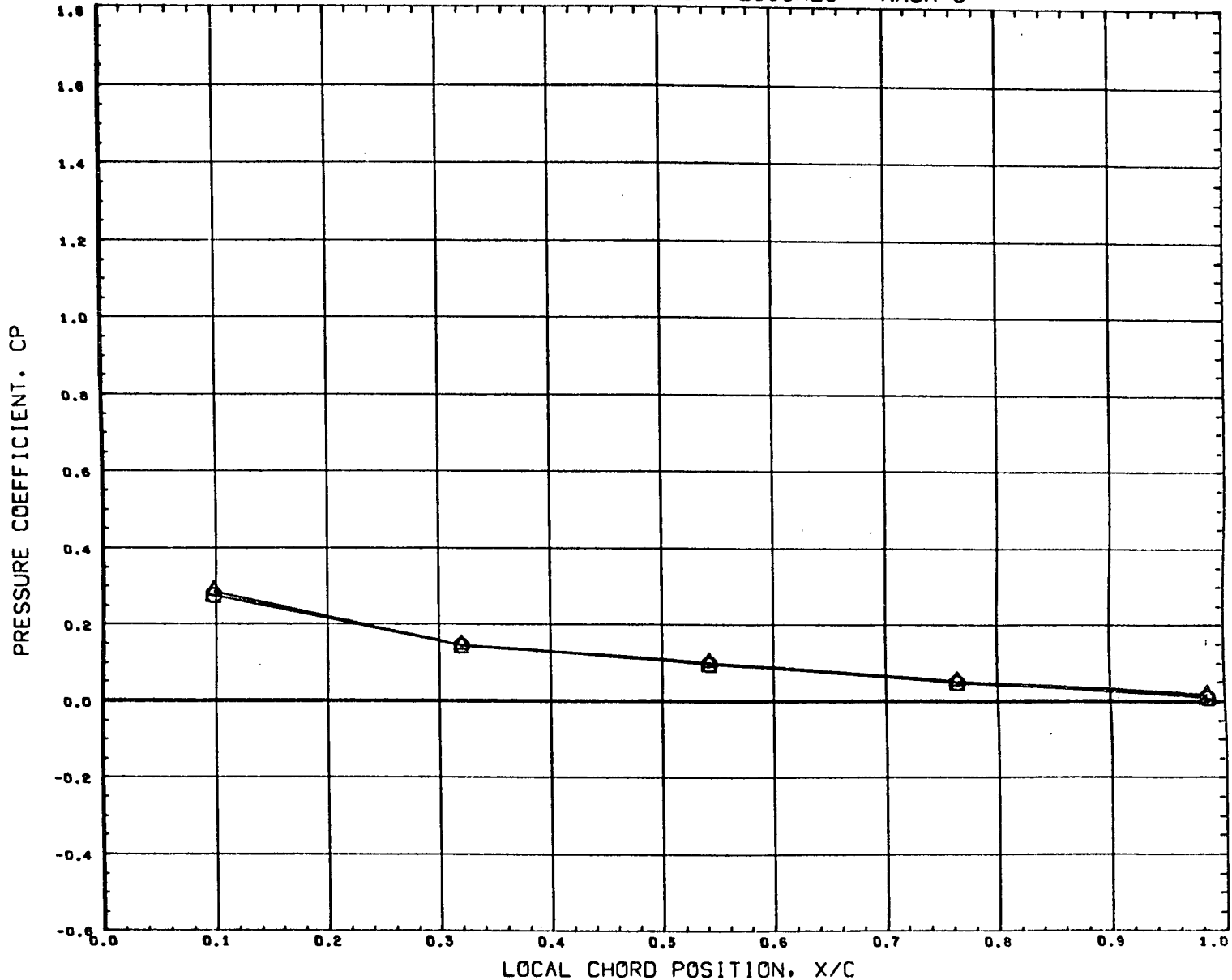
REFERENCE FILE

AEDC VA1163 MDAC BOOSTER (UPPER WING)

•BT8321•

PAGE 295

CHORDWISE DISTRIBUTION OF BOOSTER UPPER WING PRESSURES - MACH 3



SYMBOL	DELTA X	Y/B	DELTA Z
○	0.391	0.221	0.908
△	0.516		

PARAMETRIC VALUES			
BETA	0.000	ALPHA B	9.977
MACH	3.000	ALPHA 1	0.000
ORBPOW	0.000	BSTPOW	0.000

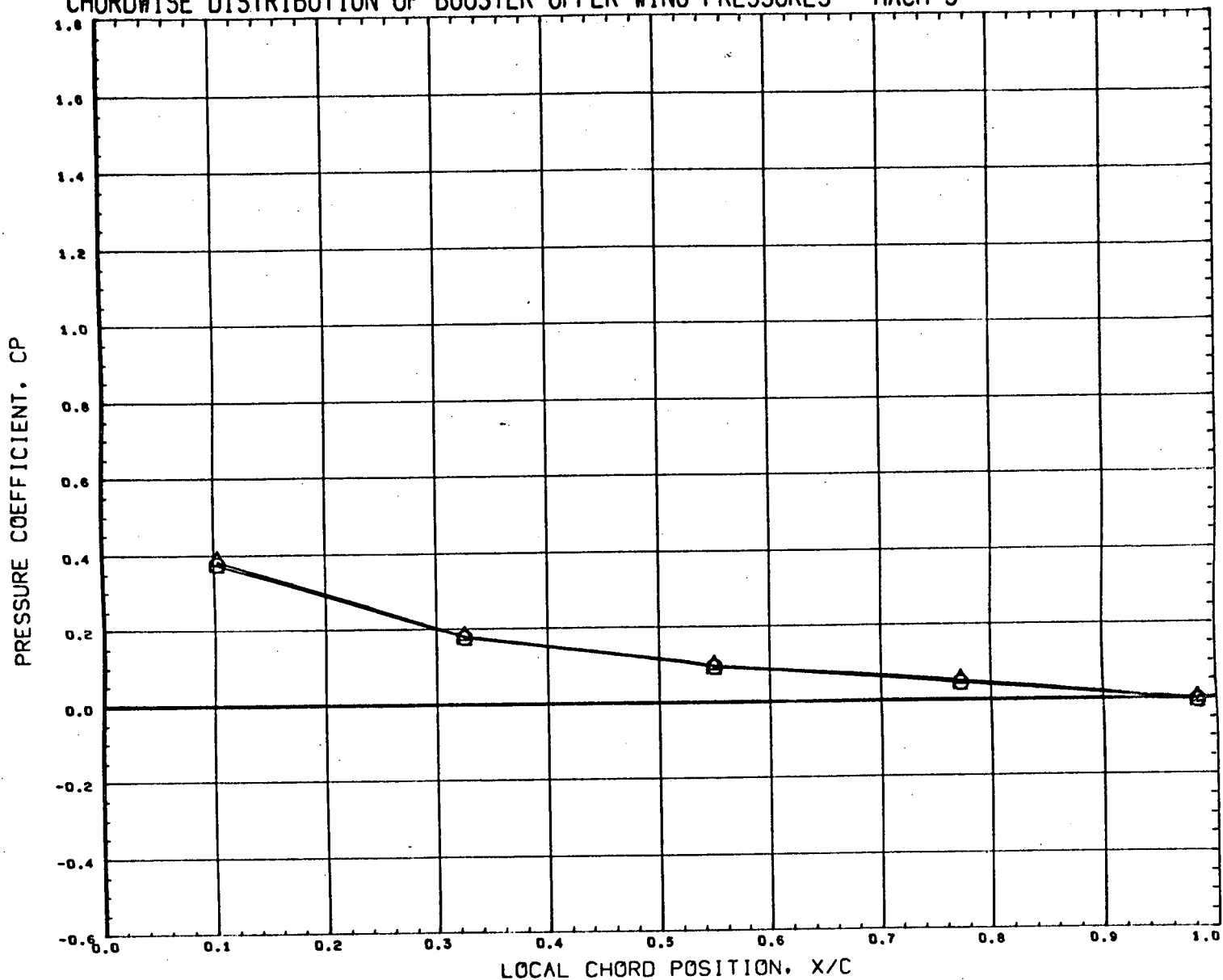
REFERENCE FILE

AEDC VA1163 MDAC BOOSTER (UPPER WING)

•BT8321•

PAGE 296

CHORDWISE DISTRIBUTION OF BOOSTER UPPER WING PRESSURES - MACH 3



SYMBOL	DELTA X	Y/B	DELTA Z
○	0.391	0.359	0.908
△	0.516		

PARAMETRIC VALUES			
BETA	0.000	ALPHAB	9.977
MACH	3.000	ALPHA I	0.000
ORBPOW	0.000	BSTPOW	0.000

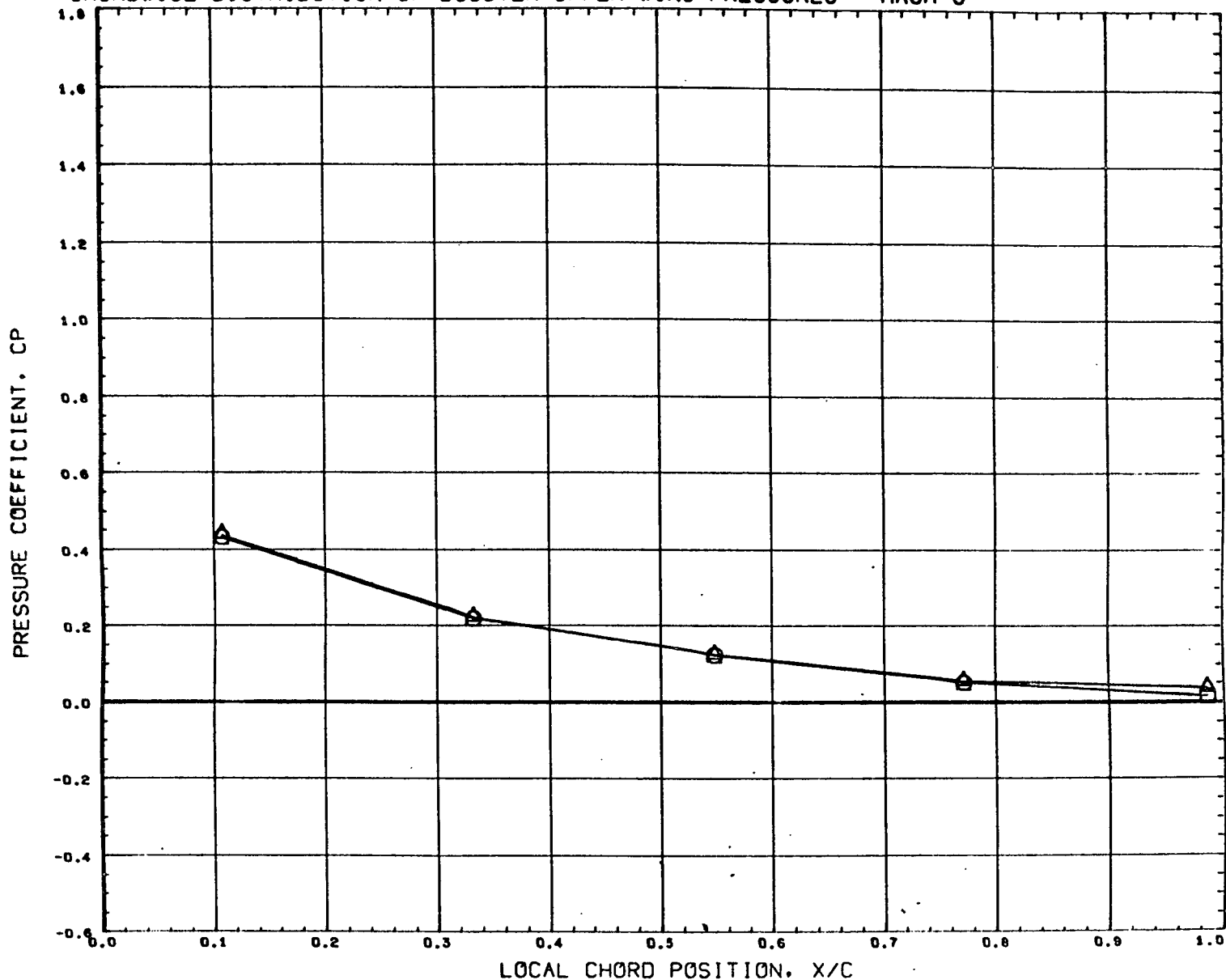
REFERENCE FILE

AEDC VA1163 MDAC BOOSTER (UPPER WING)

•BT8321•

PAGE 297

CHORDWISE DISTRIBUTION OF BOOSTER UPPER WING PRESSURES - MACH 3



SYMBOL	DELTA X	Y/B	DELTA Z
○	0.391	0.497	0.908
△	0.516		

PARAMETRIC VALUES			
BETA	0.000	ALPHAB	9.977
MACH	3.000	ALPHA1	0.000
ORBPOW	0.000	BSTPOW	0.000

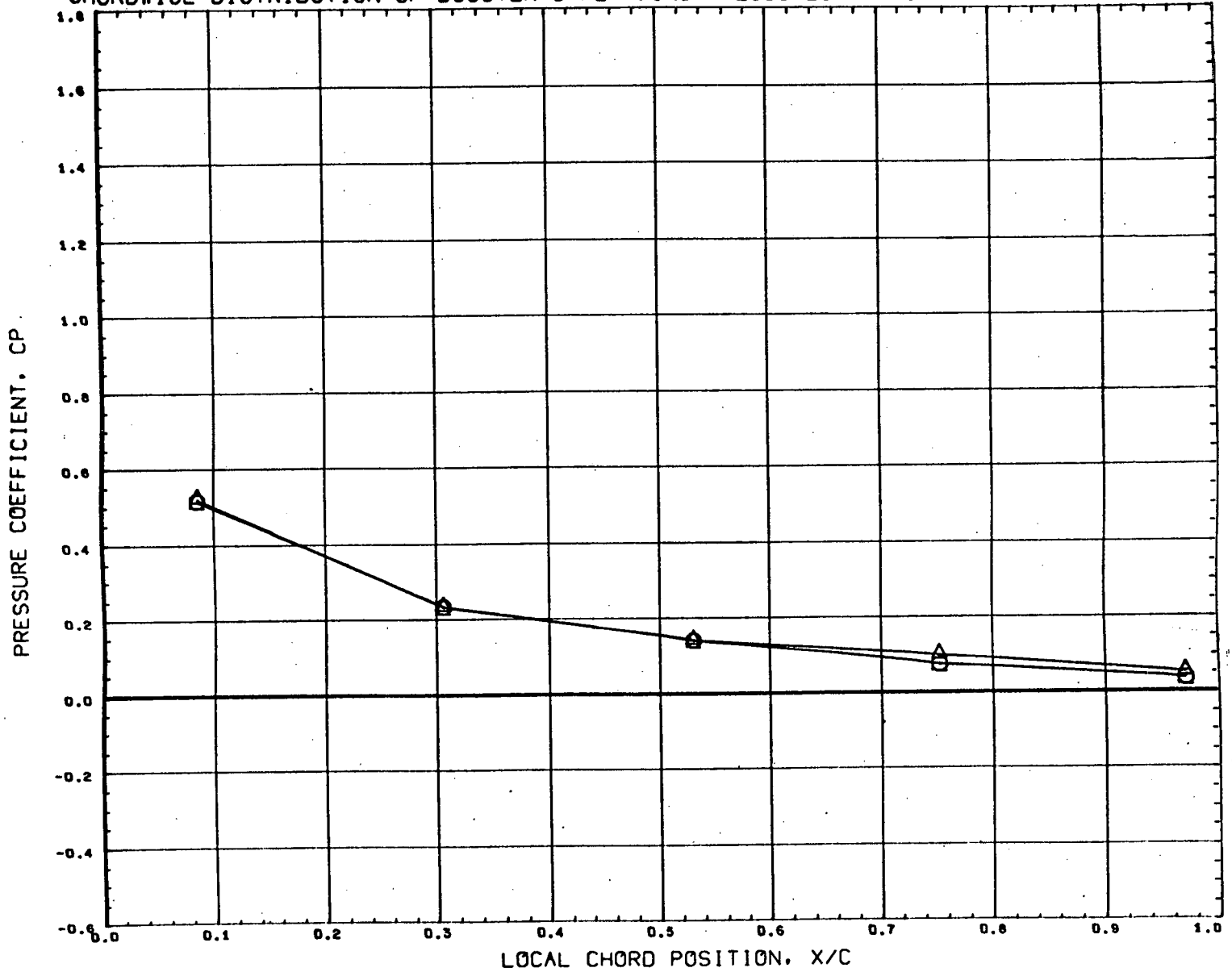
REFERENCE FILE

AEDC VA1163 MDAC BOOSTER (UPPER WING)

•BT8321•

PAGE 298

CHORDWISE DISTRIBUTION OF BOOSTER UPPER WING PRESSURES - MACH 3



SYMBOL	DELTA X	Y/B	DELTA Z
○	0.391	0.635	0.908
△	0.516		

PARAMETRIC VALUES			
BETA	0.000	ALPHA	9.977
MACH	3.000	ALPHA I	0.000
ORBPOW	0.000	BSTPOW	0.000

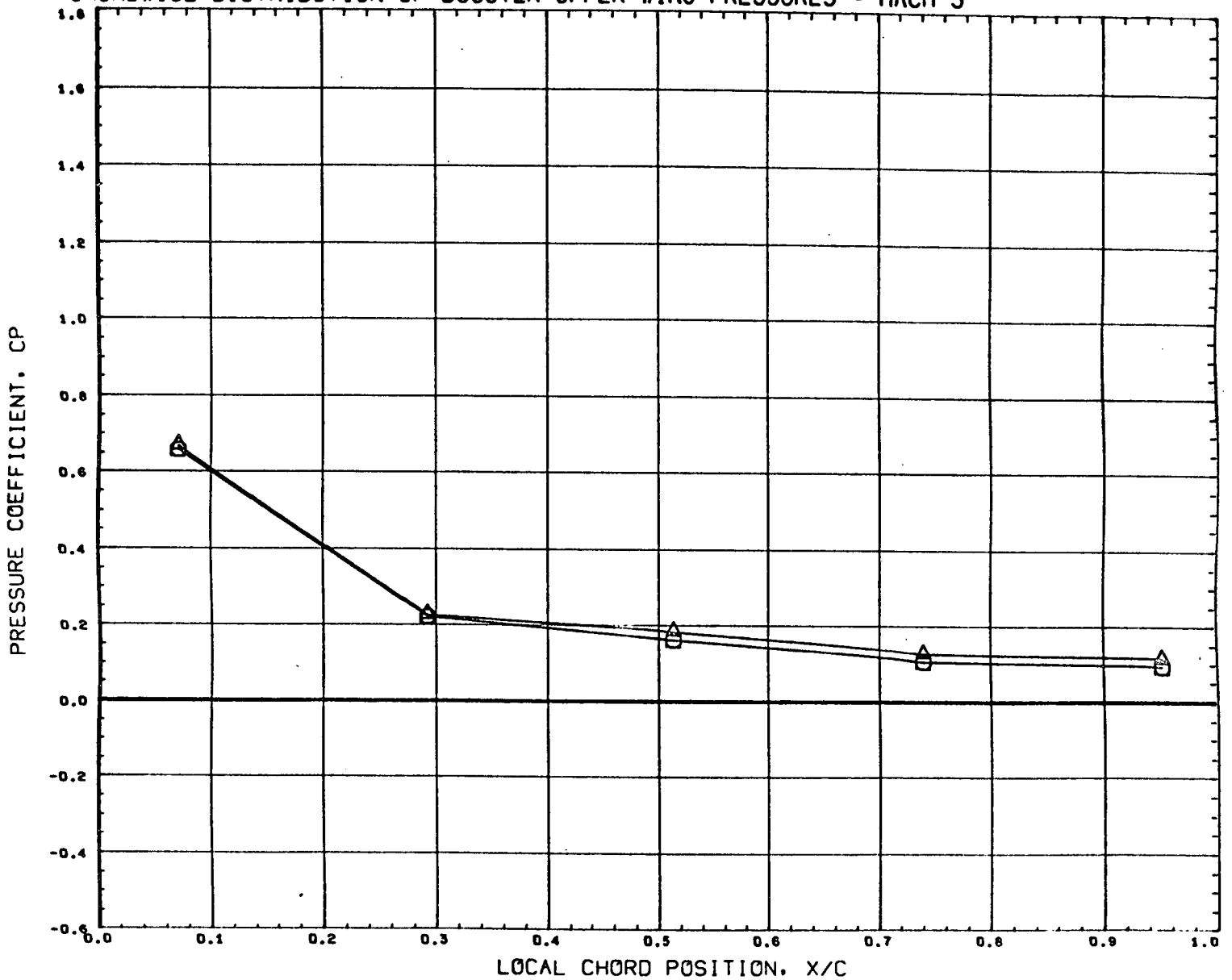
REFERENCE FILE

AEDC VA1163 MDAC BOOSTER (UPPER WING)

•BT8321•

PAGE 299

CHORDWISE DISTRIBUTION OF BOOSTER UPPER WING PRESSURES - MACH 3



SYMBOL	DELTA X	Y/B	DELTA Z
○	0.391	0.773	0.908
△	0.516		

PARAMETRIC VALUES			
BETA	0.000	ALPHAB	- 9.977
MACH	3.000	ALPHA I	0.000
ORBPOW	0.000	BSTPOW	0.000

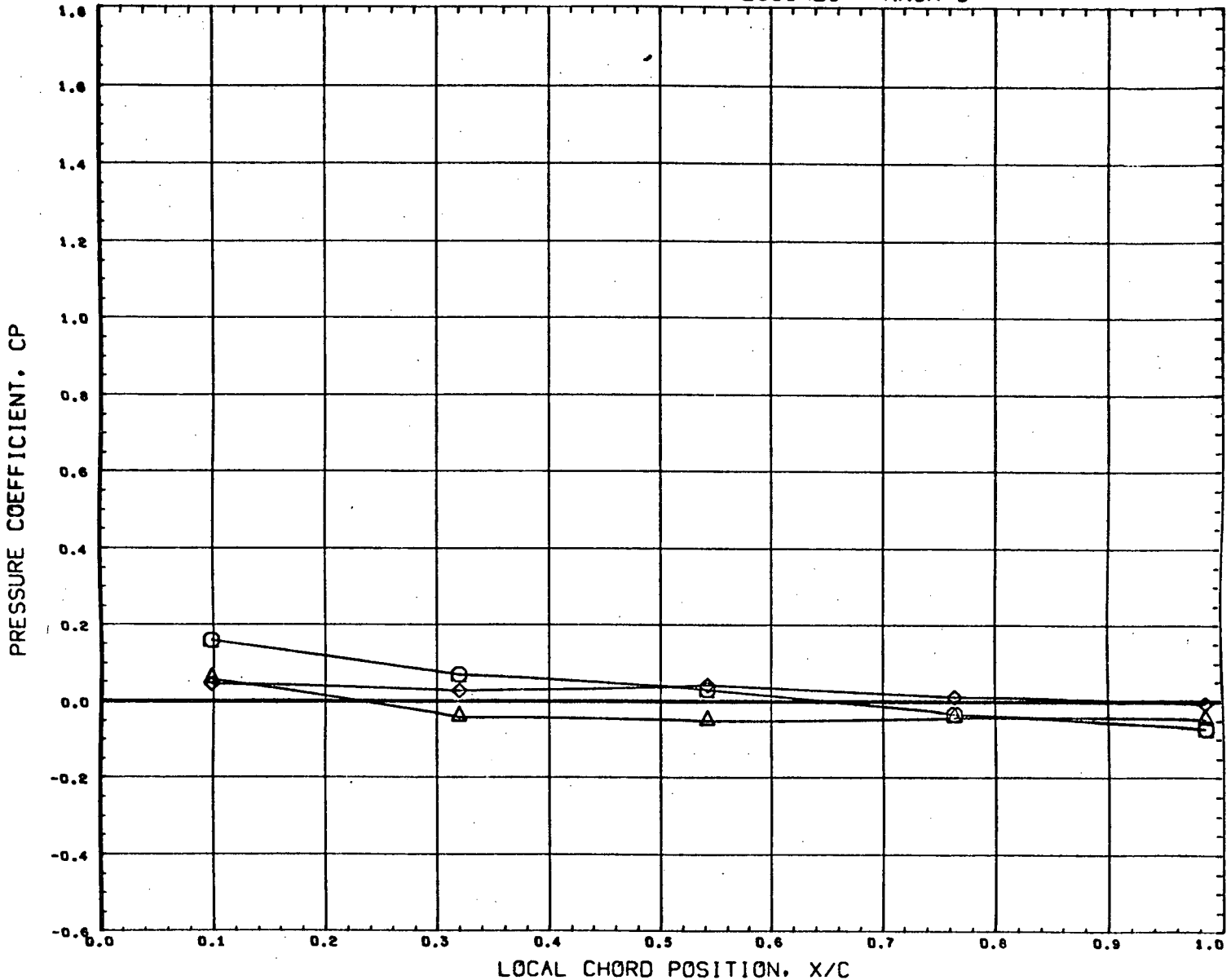
REFERENCE FILE

AEDC VA1163 MDAC BOOSTER (UPPER WING)

•BT8321•

PAGE 300

CHORDWISE DISTRIBUTION OF BOOSTER UPPER WING PRESSURES - MACH 3

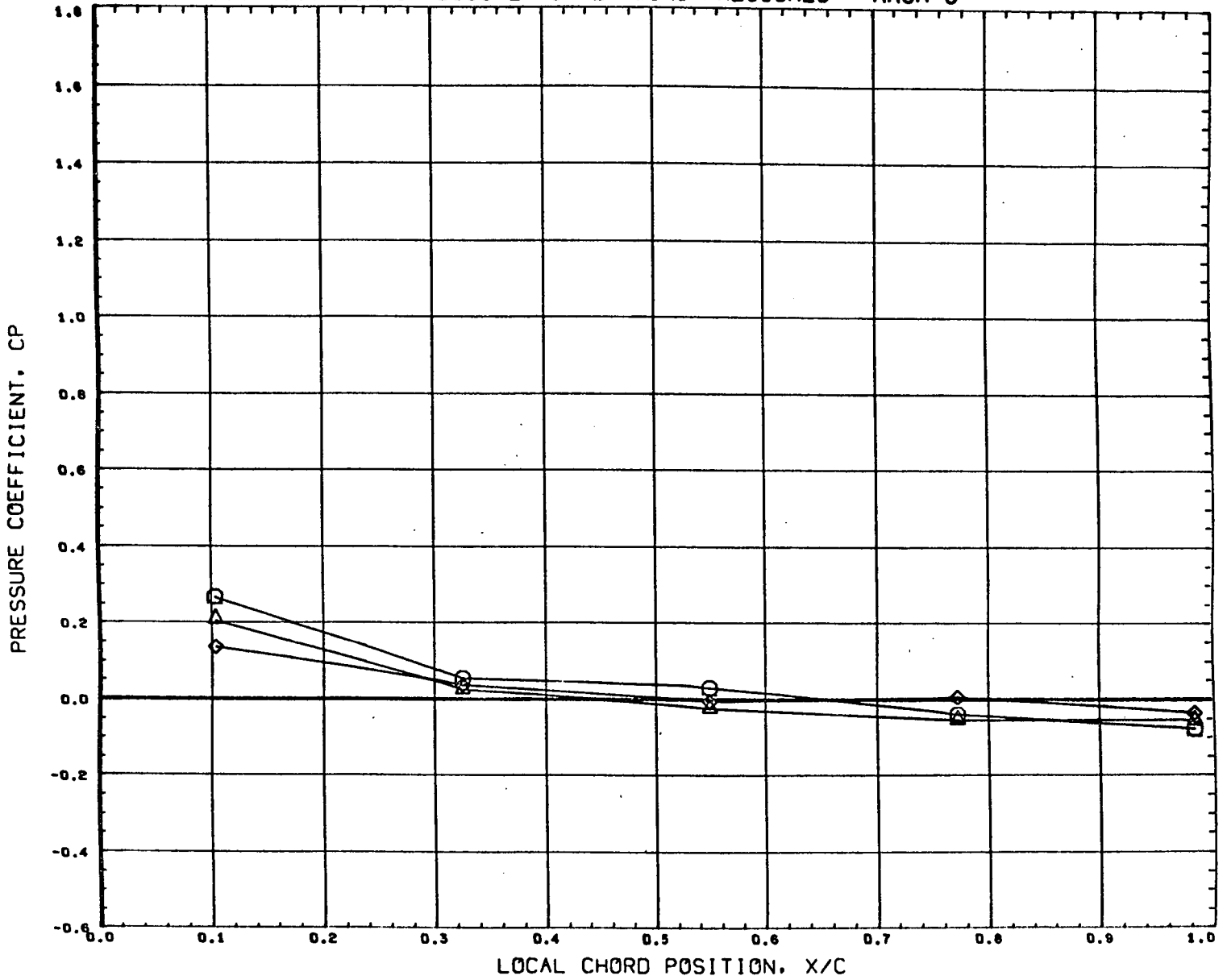


SYMBOL	DELTA X	Y/B	DELTA Z
○	0.143	0.221	0.120
△	0.103		
◇	0.226		

PARAMETRIC VALUES			
BETA	0.000	ALPHA _B	- 4.939
MACH	3.000	ALPHA _I	0.000
ORBPOW	0.000	BSTPOW	0.000

REFERENCE FILE

CHORDWISE DISTRIBUTION OF BOOSTER UPPER WING PRESSURES - MACH 3

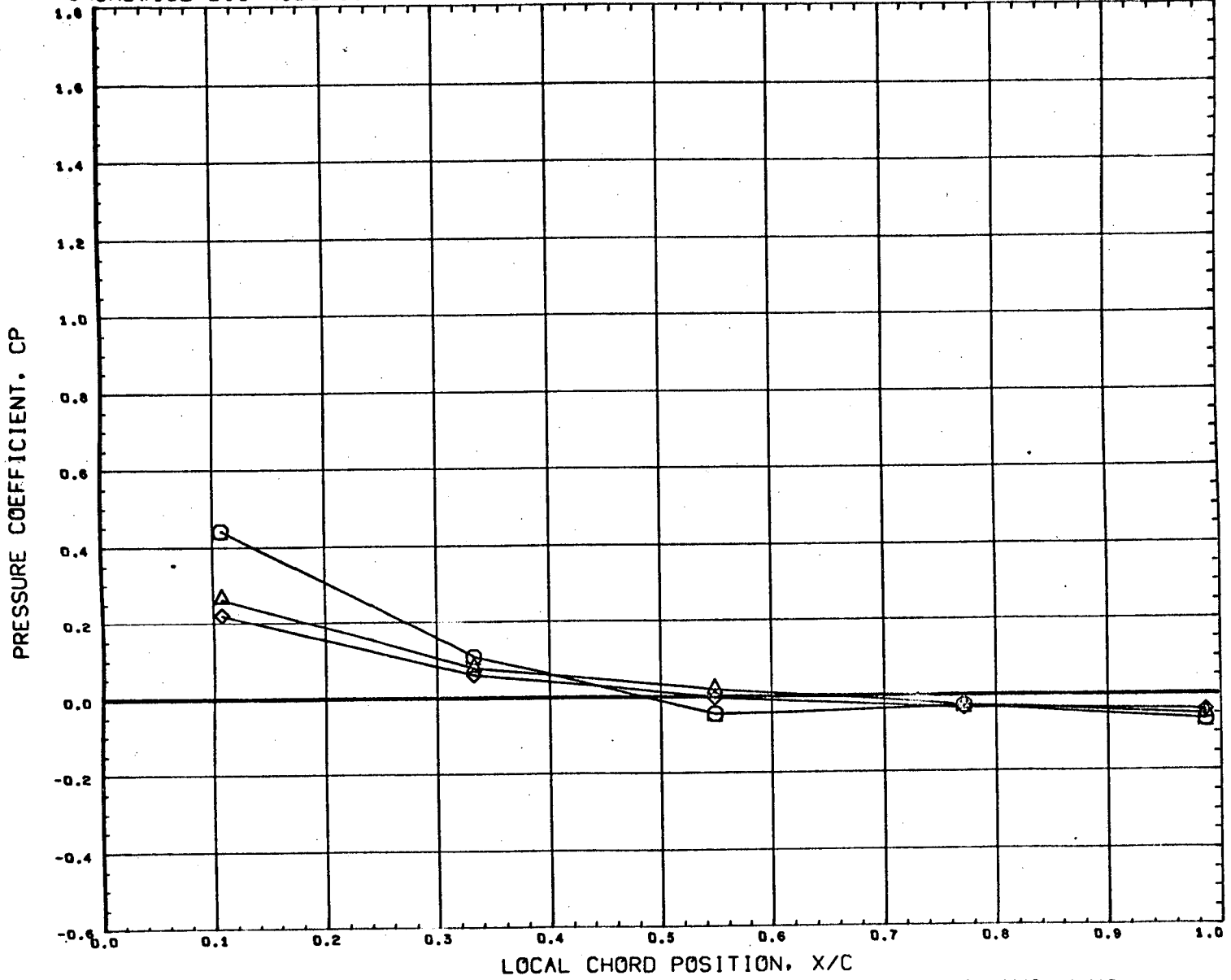


SYMBOL	DELTA X	Y/B	DELTA Z
○	0.143	0.359	0.120
△	0.103		
◇	0.226		

PARAMETRIC VALUES			
BETA	0.000	ALPHAB	4.939
MACH	3.000	ALPHA1	0.000
ORBPOW	0.000	BSTPOW	0.000

REFERENCE FILE

CHORDWISE DISTRIBUTION OF BOOSTER UPPER WING PRESSURES - MACH 3



SYMBOL	DELTA X	Y/B	DELTA Z
○	0.143	0.497	0.120
△	0.103		
◇	0.226		

PARAMETRIC VALUES			
BETA	0.000	ALPHAB	4.939
MACH	3.000	ALPHA1	0.000
ORBPOW	0.000	BSTPOW	0.000

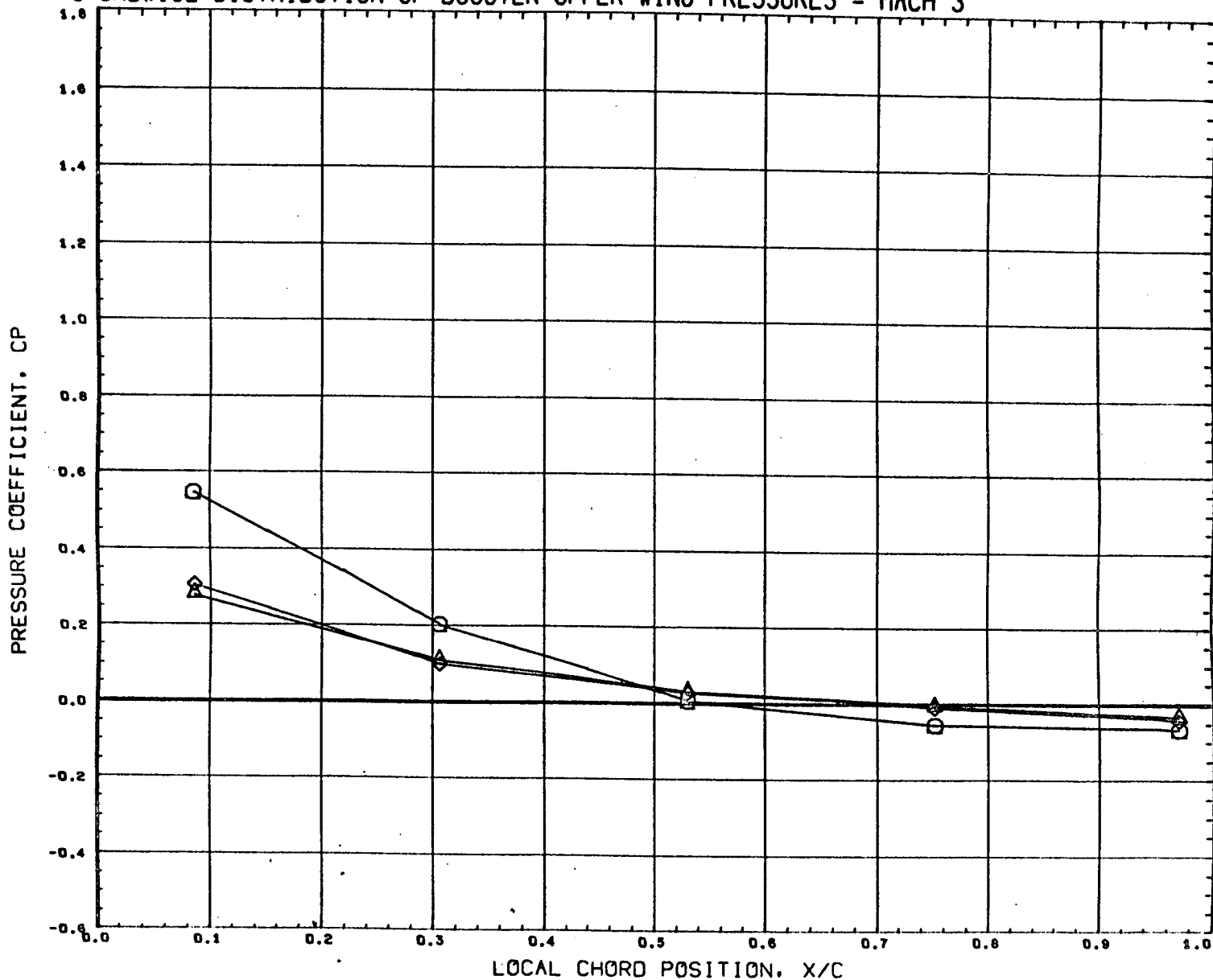
REFERENCE FILE

AEDC VA1163 MDAC BOOSTER (UPPER WING)

•BT8322•

PAGE 303

CHORDWISE DISTRIBUTION OF BOOSTER UPPER WING PRESSURES - MACH 3

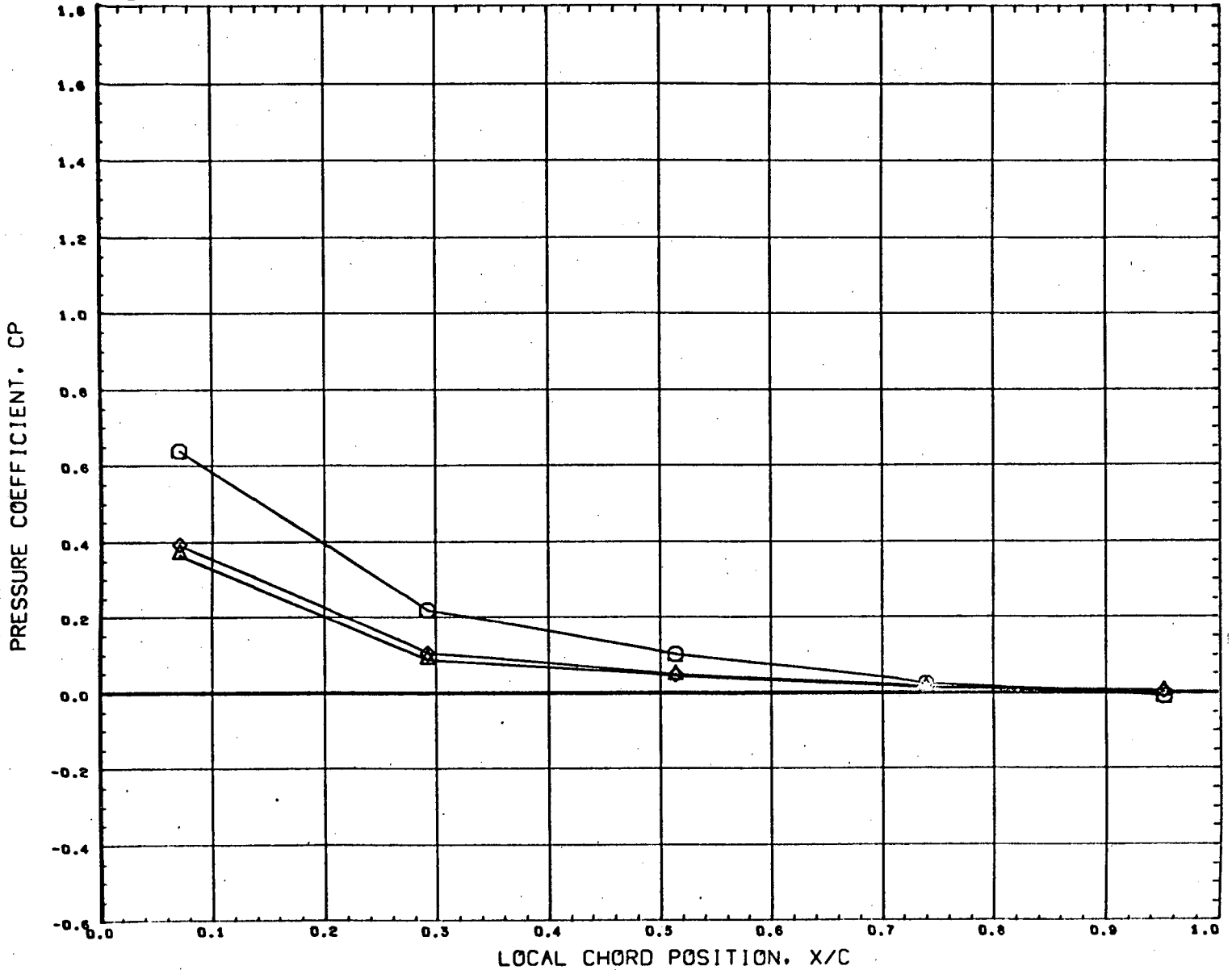


SYMBOL	DELTA X	Y/B	DELTA Z
○	0.143	0.635	0.120
△	0.103		
◇	0.226		

PARAMETRIC VALUES			
BETA	0.000	ALPHAB	- 4.939
MACH	3.000	ALPHA I	0.000
ORBPOW	0.000	BSTPOW	0.000

REFERENCE FILE

CHORDWISE DISTRIBUTION OF BOOSTER UPPER WING PRESSURES - MACH 3

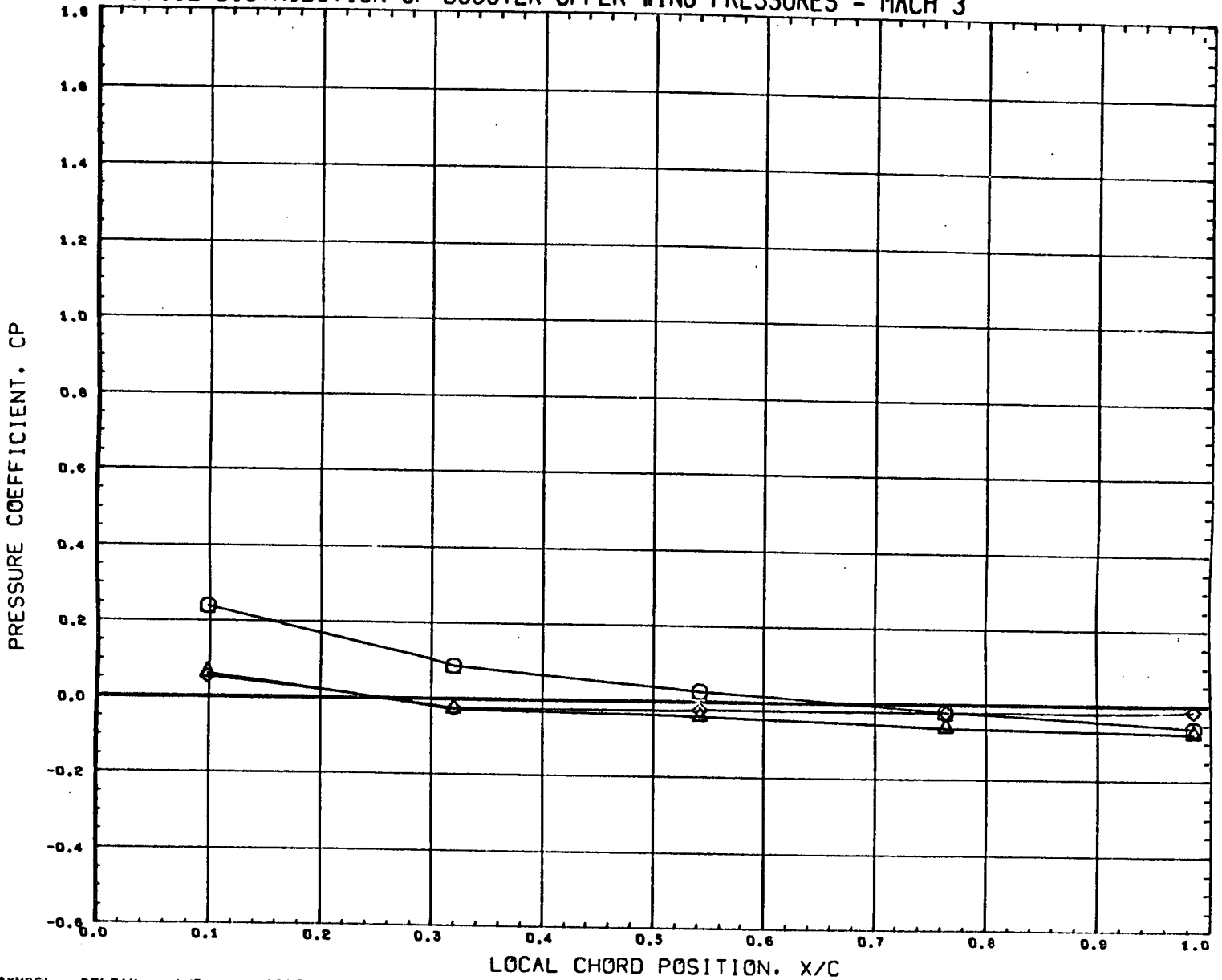


SYMBOL	DELTA X	Y/B	DELTA Z
○	0.143	0.773	0.120
△	0.103		
◇	0.226		

PARAMETRIC VALUES			
BETA	0.000	ALPHAB	- 4.939
MACH	3.000	ALPHA I	0.000
ORBPOW	0.000	BSTPOW	0.000

REFERENCE FILE

CHORDWISE DISTRIBUTION OF BOOSTER UPPER WING PRESSURES - MACH 3



SYMBOL	DELTA X	Y/B	DELTA Z
○	0.144	0.221	0.151
△	0.101		
◇	0.226		

PARAMETRIC VALUES			
BETA	0.000	ALPHAB	- 4.939
MACH	3.000	ALPHA1	0.000
ORBPOW	0.000	BSTPOW	0.000

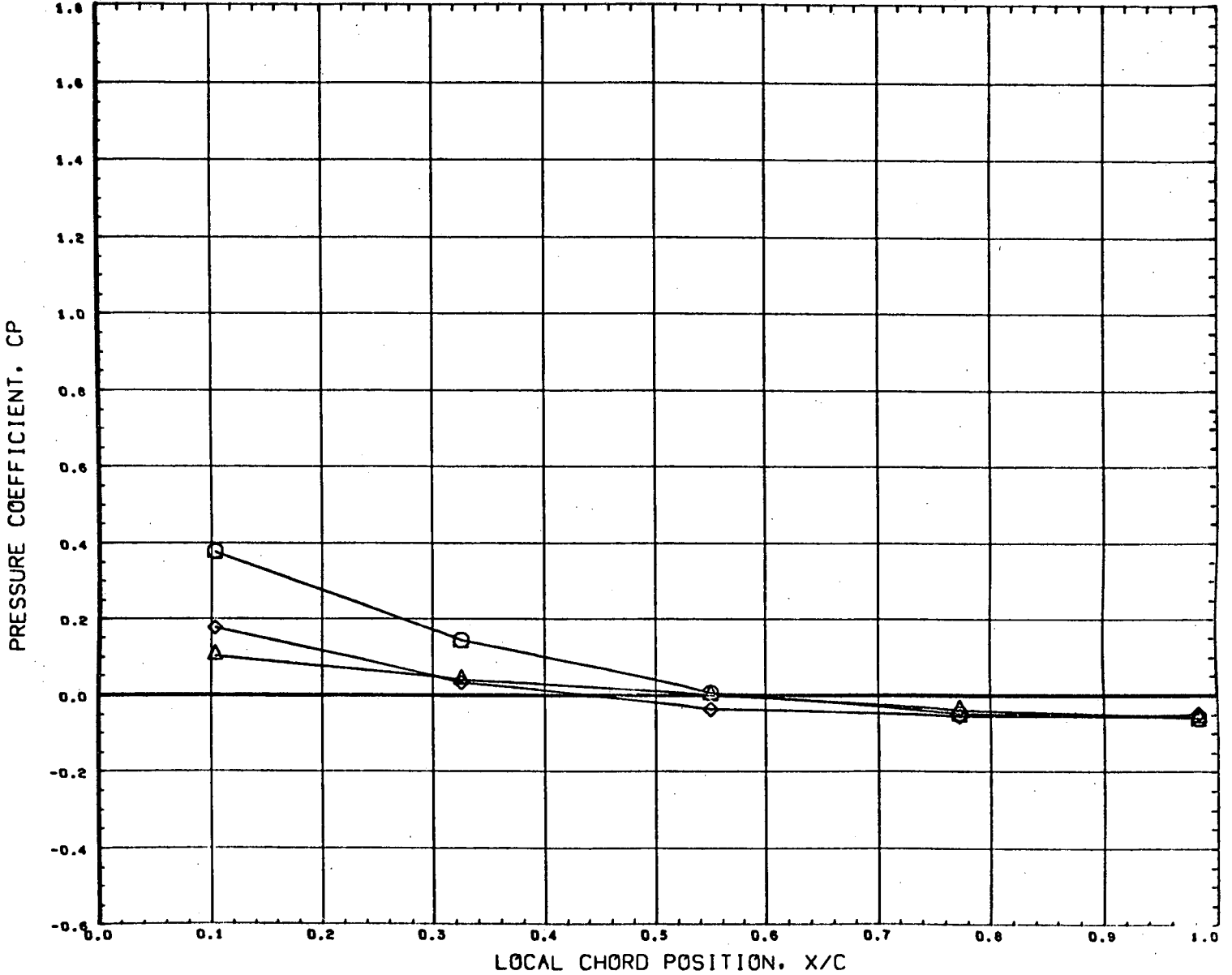
REFERENCE FILE

AEDC VA1163 MDAC BOOSTER (UPPER WING)

•BT8322•

PAGE 306

CHORDWISE DISTRIBUTION OF BOOSTER UPPER WING PRESSURES - MACH 3

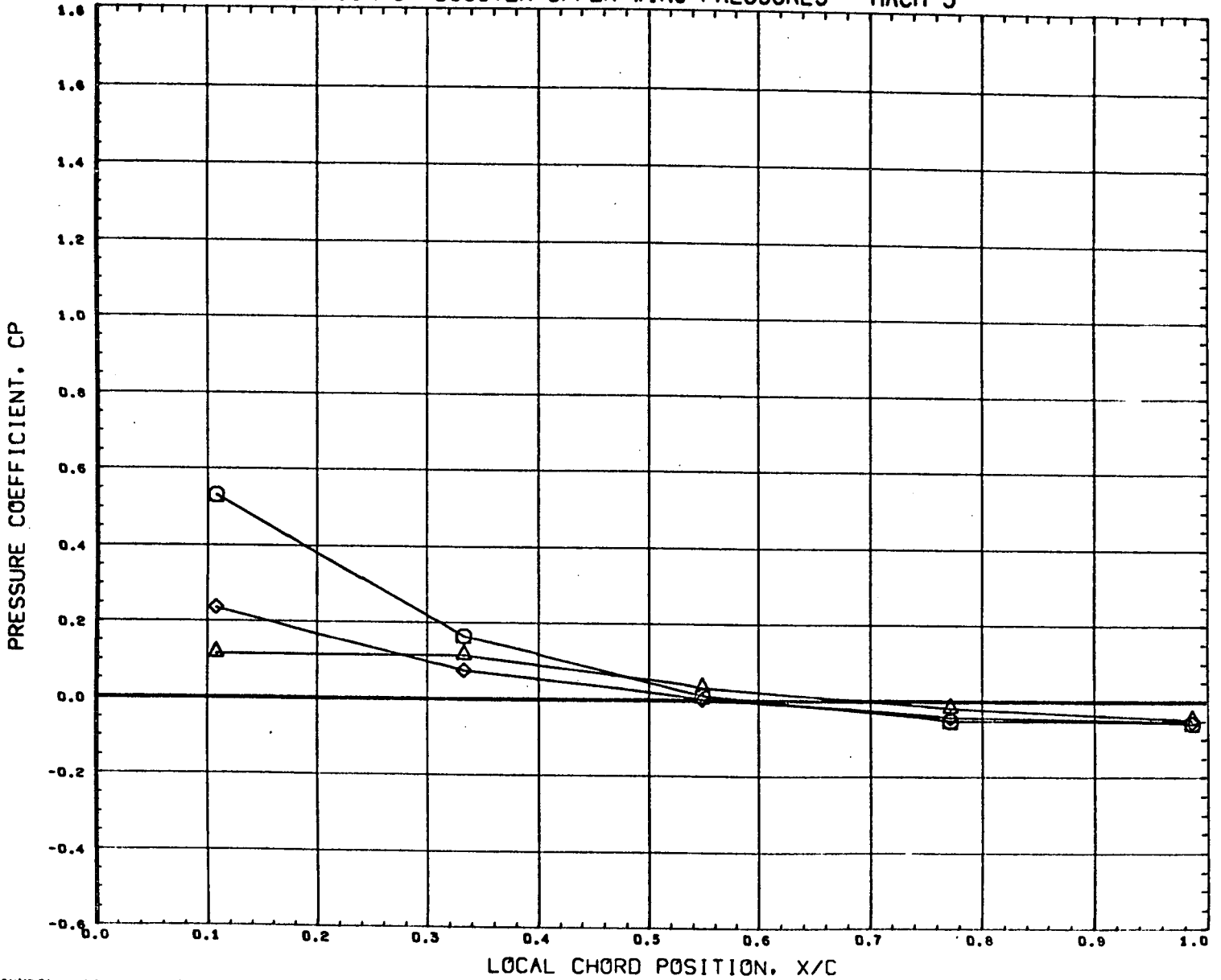


SYMBOL	DELTA X	Y/D	DELTA Z
○	0.144	0.359	0.151
△	0.101		
◇	0.226		

PARAMETRIC VALUES			
BETA	0.000	ALPHAB	- 4.939
MACH	3.000	ALPHA1	0.000
ORBPOW	0.000	BSTPOW	0.000

REFERENCE FILE

CHORDWISE DISTRIBUTION OF BOOSTER UPPER WING PRESSURES - MACH 3

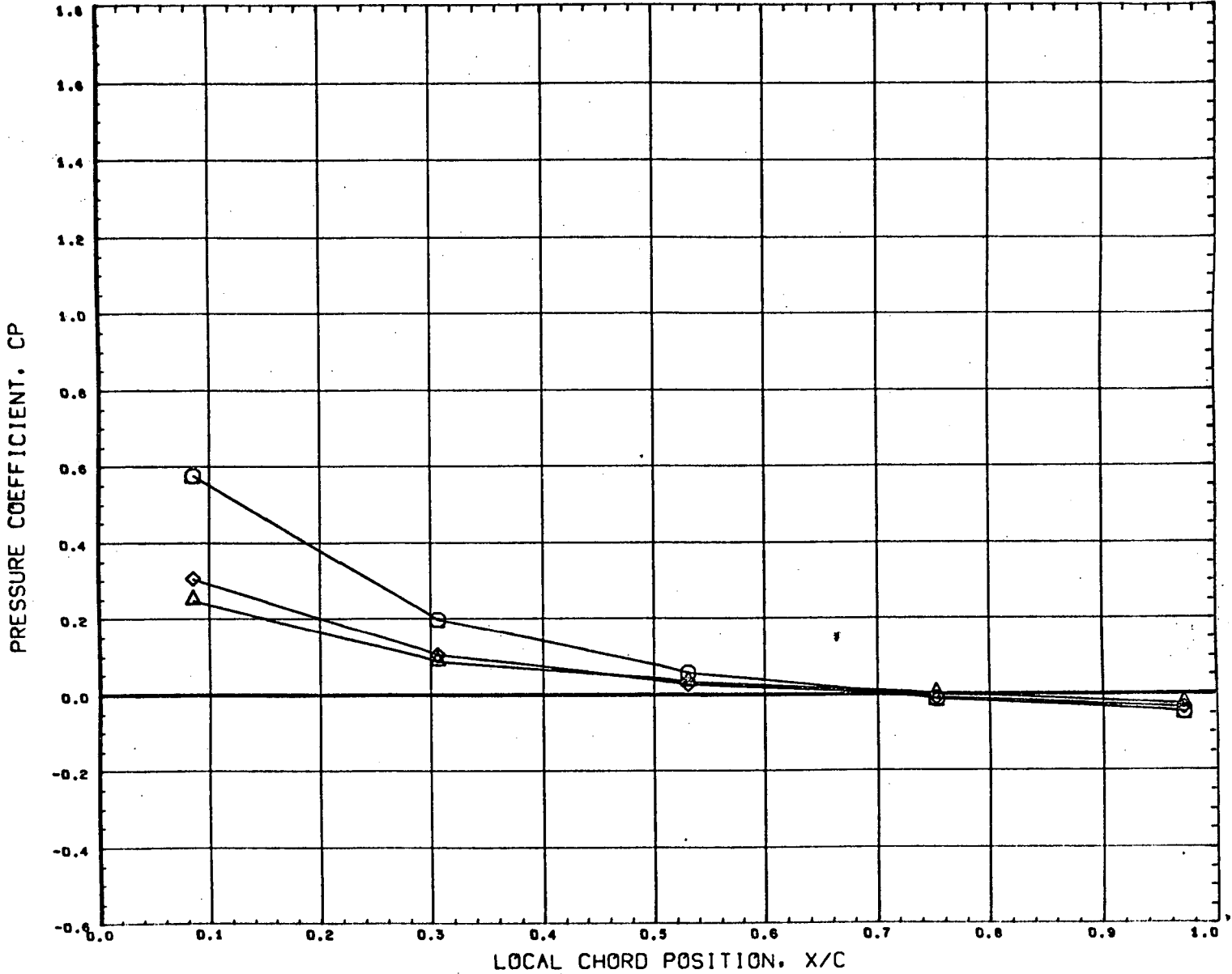


SYMBOL	DELTA X	Y/B	DELTA Z
○	0.144	0.497	0.151
◇	0.101		
△	0.226		

PARAMETRIC VALUES			
BETA	0.000	ALPHAB	- 4.939
MACH	3.000	ALPHA1	0.000
ORBPOW	0.000	BSTPOW	0.000

REFERENCE FILE

CHORDWISE DISTRIBUTION OF BOOSTER UPPER WING PRESSURES - MACH 3



SYMBOL	DELTA X	Y/B	DELTA Z
○	0.144	0.635	0.151
△	0.101		
◇	0.226		

PARAMETRIC VALUES			
BETA	0.000	ALPHAB	4.939
MACH	3.000	ALPHA I	0.000
ORBPOW	0.000	BSTPOW	0.000

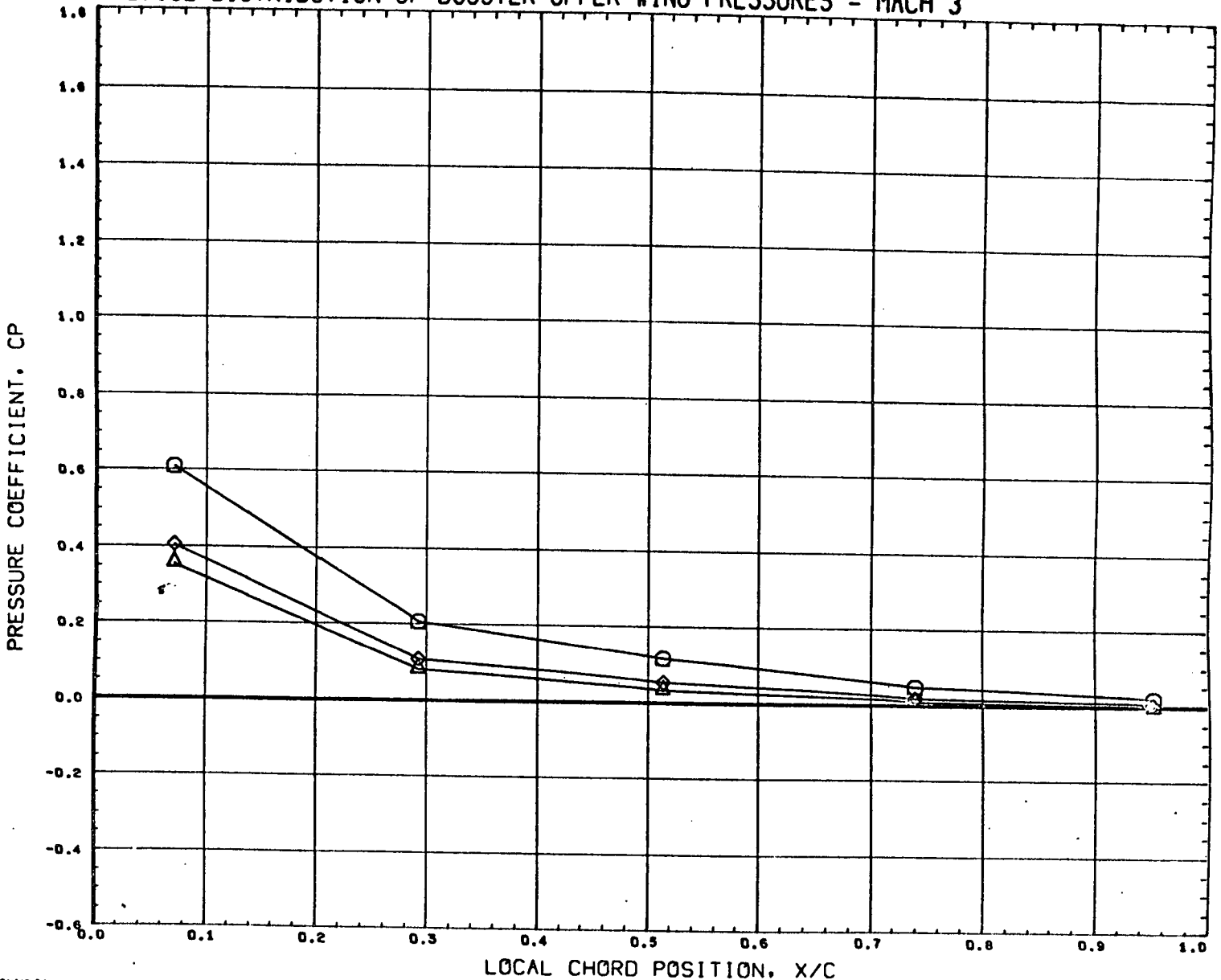
REFERENCE FILE

AEDC VA1163 MDAC BOOSTER (UPPER WING)

•BT8322•

PAGE 309

CHORDWISE DISTRIBUTION OF BOOSTER UPPER WING PRESSURES - MACH 3

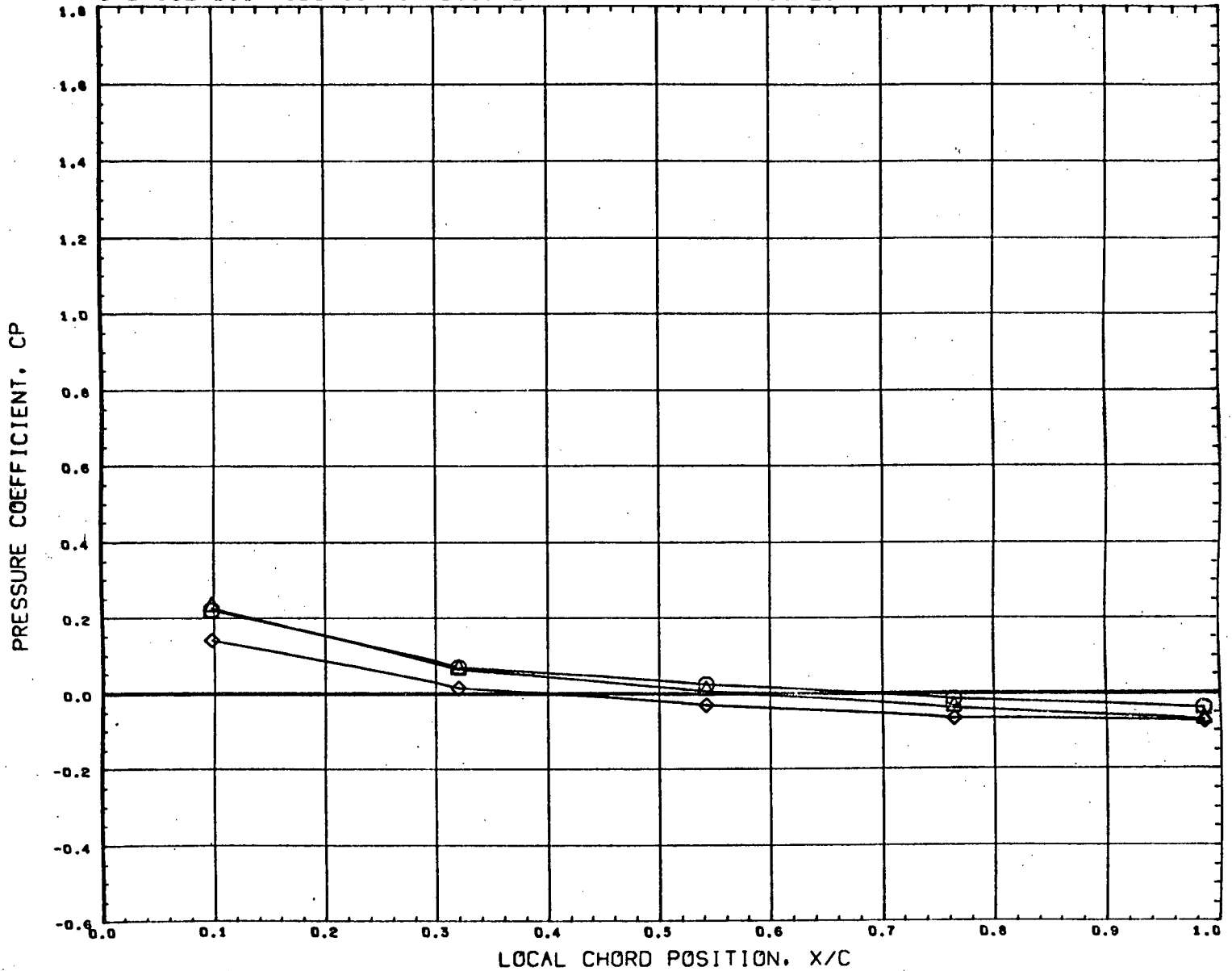


SYMBOL	DELTA X	Y/B	DELTA Z
○	0.144	0.773	0.151
△	0.101		
◇	0.226		

PARAMETRIC VALUES			
BETA	0.000	ALPHA B	4.939
MACH	3.000	ALPHA I	0.000
ORBPOW	0.000	BSTPOW	0.000

REFERENCE FILE

CHORDWISE DISTRIBUTION OF BOOSTER UPPER WING PRESSURES - MACH 3

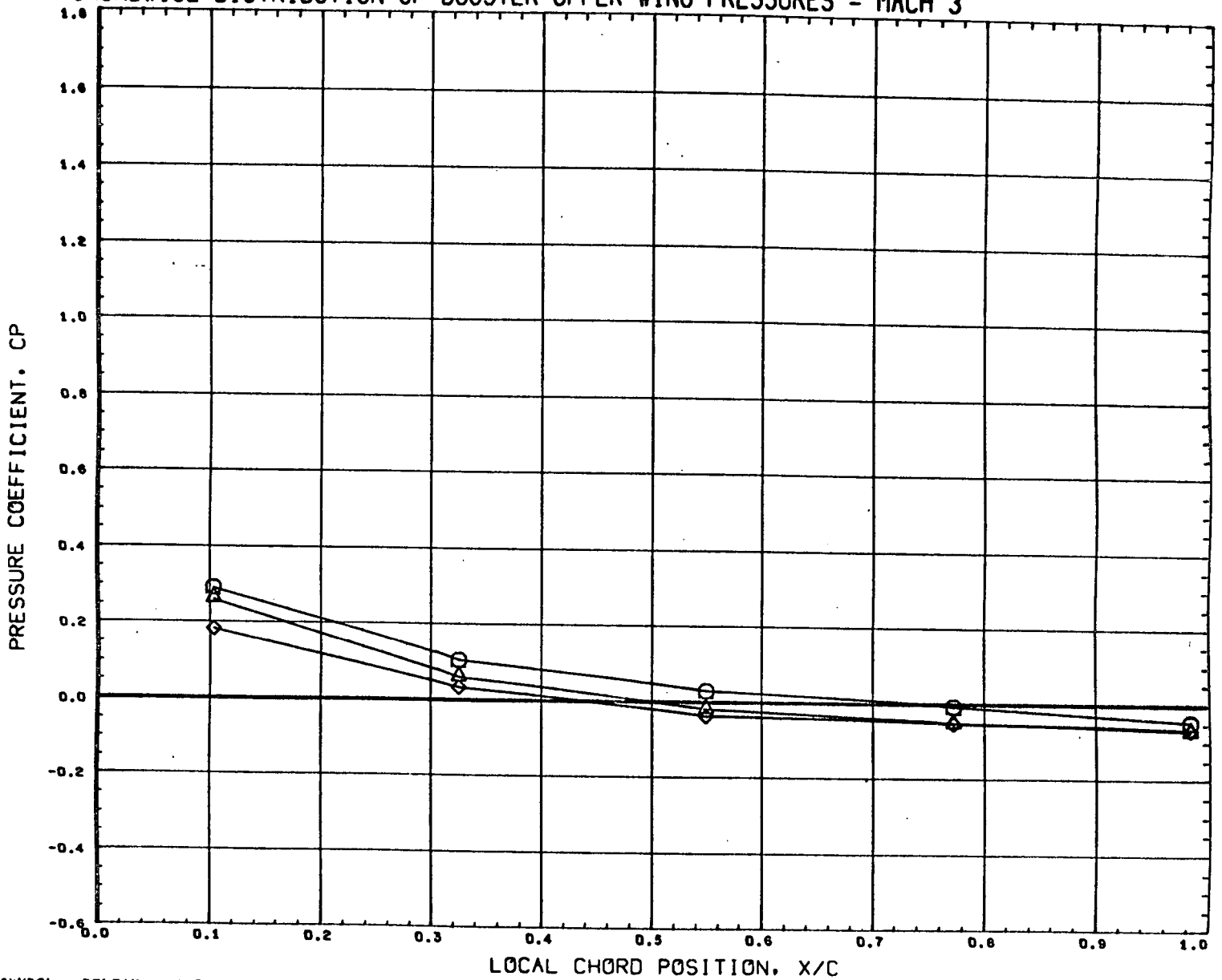


SYMBOL	DELTA X	Y/B	DELTA Z
○	0.143	0.221	0.228
△	0.104		
◇	0.227		

PARAMETRIC VALUES			
BETA	0.000	ALPHAB	- 4.939
MACH	3.000	ALPHA1	0.000
ORBPOW	0.000	BSTPOW	0.000

REFERENCE FILE

CHORDWISE DISTRIBUTION OF BOOSTER UPPER WING PRESSURES - MACH 3



SYMBOL	DELTA X	Y/B	DELTA Z
○	0.143	0.359	0.228
△	0.104		
◇	0.227		

PARAMETRIC VALUES			
BETA	0.000	ALPHAB	- 4.939
MACH	3.000	ALPHA1	0.000
ORBPOW	0.000	BSTPOW	0.000

REFERENCE FILE

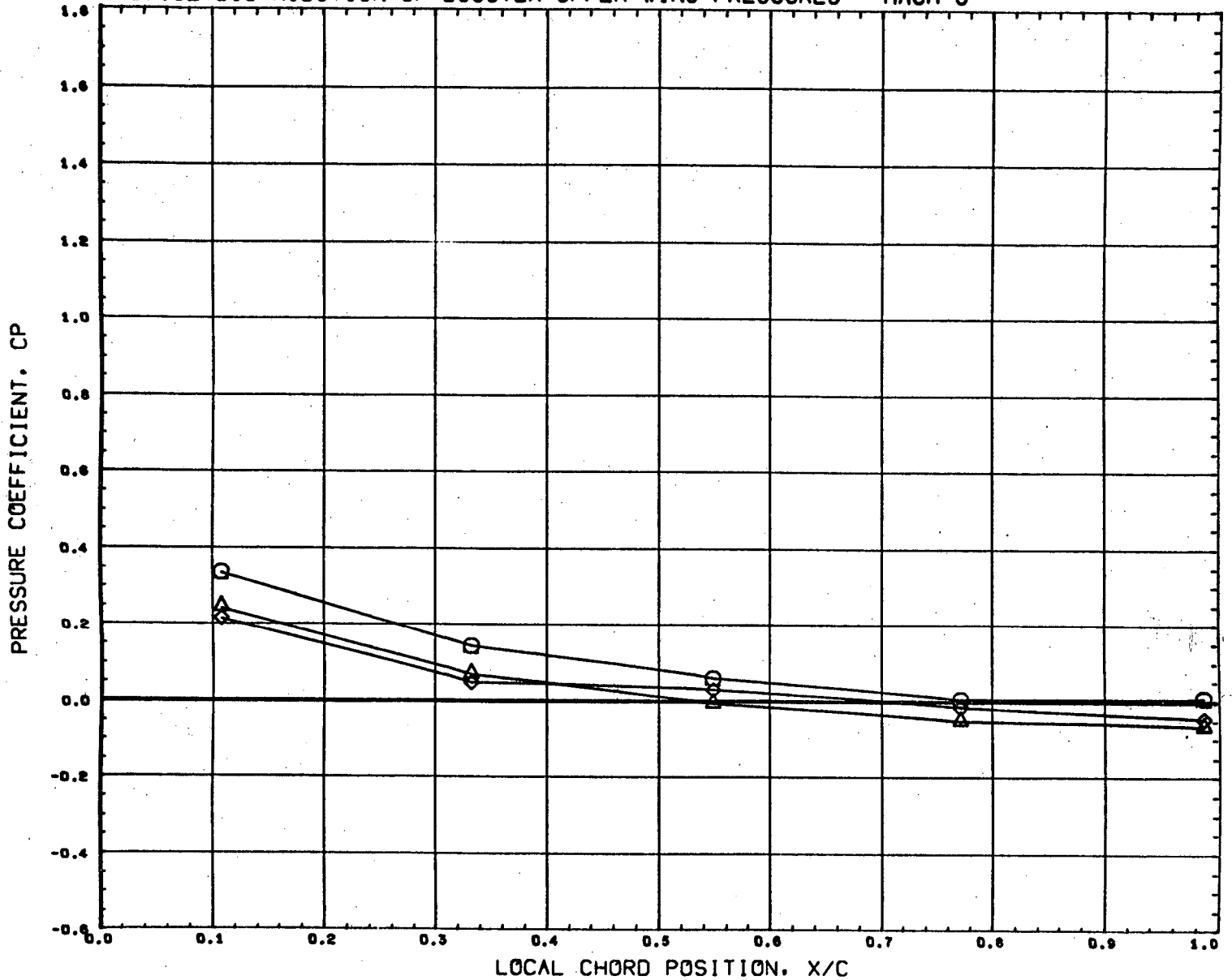
AEDC VA1163 MDAC BOOSTER (UPPER WING)

•BT8322•

PAGE 312

7/12

CHORDWISE DISTRIBUTION OF BOOSTER UPPER WING PRESSURES - MACH 3



SYMBOL	DELTA X	Y/B	DELTA Z
○	0.143	0.497	0.228
△	0.104		
◇	0.227		

PARAMETRIC VALUES			
BETA	0.000	ALPHAB	- 4.939
MACH	3.000	ALPHA I	0.000
ORBPOW	0.000	BSTPOW	0.000

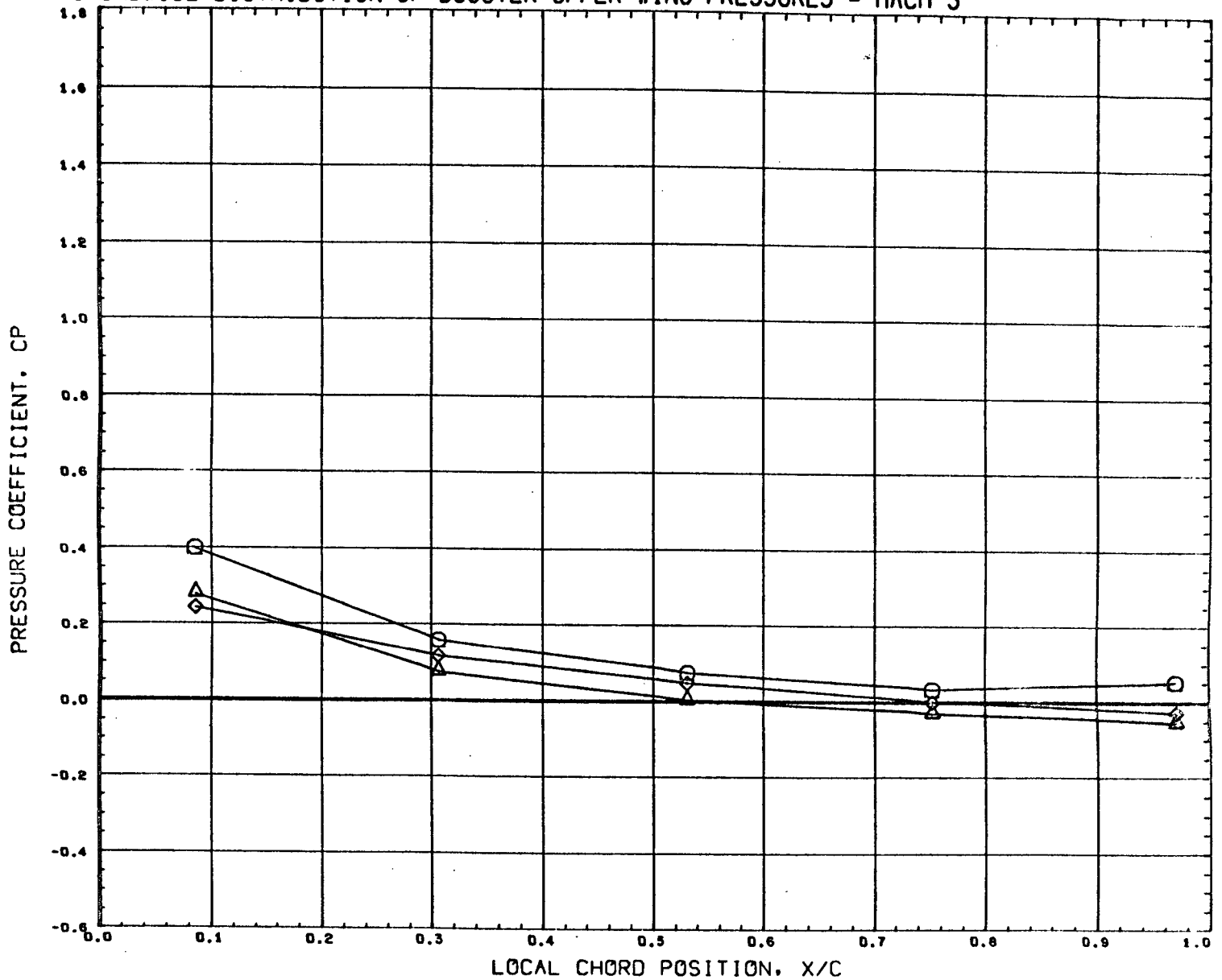
REFERENCE FILE

AEDC VA1163 MDAC BOOSTER (UPPER WING)

•BT8322•

PAGE 313

CHORDWISE DISTRIBUTION OF BOOSTER UPPER WING PRESSURES - MACH 3



SYMBOL	DELTA X	Y/B	DELTA Z
○	0.143	0.635	0.228
△	0.104		
◇	0.227		

PARAMETRIC VALUES			
BETA	0.000	ALPHAB	- 4.939
MACH	3.000	ALPHA1	0.000
ORBPOW	0.000	BSTPOW	0.000

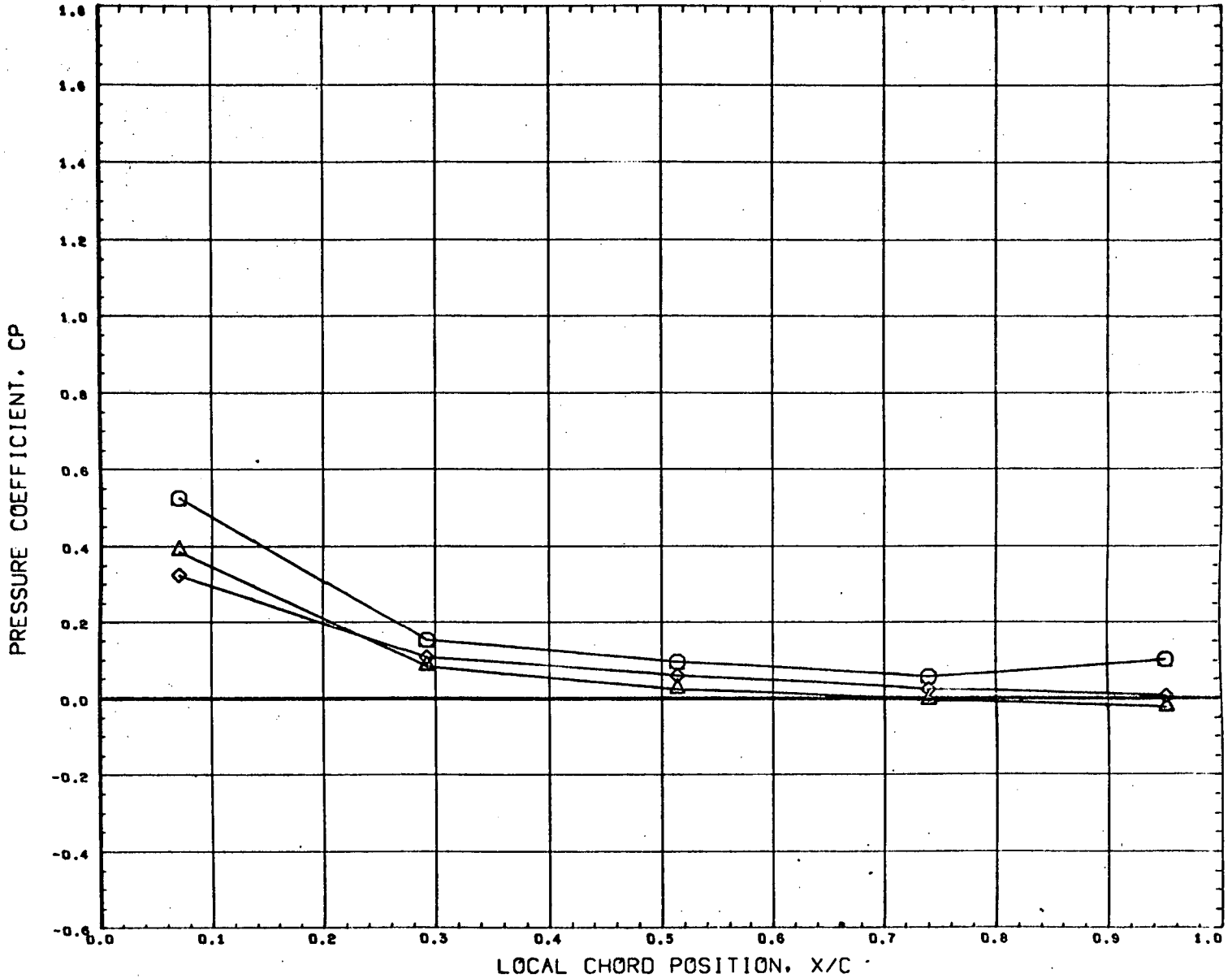
REFERENCE FILE

AEDC VA1163 MDAC BOOSTER (UPPER WING)

•BT8322•

PAGE 314

CHORDWISE DISTRIBUTION OF BOOSTER UPPER WING PRESSURES - MACH 3



SYMBOL	DELTA X	Y/B	DELTA Z
○	0.143	0.773	0.228
△	0.104		
◇	0.227		

PARAMETRIC VALUES			
BETA	0.000	ALPHAB	4.939
MACH	3.000	ALPHA1	0.000
ORBPOW	0.000	BSTPOW	0.000

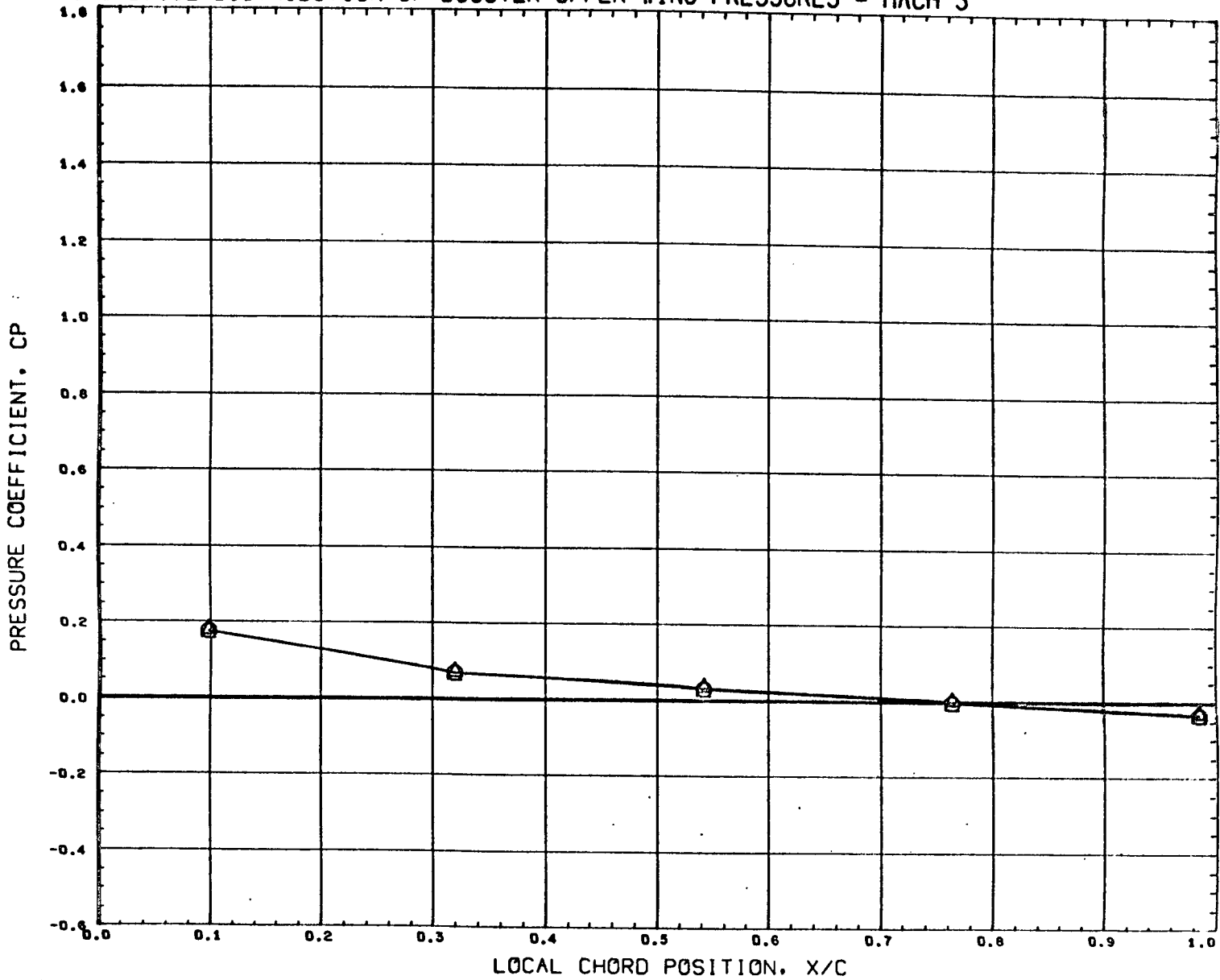
REFERENCE FILE

AEDC VA1163 MDAC BOOSTER (UPPER WING)

•BT8322•

PAGE 315

CHORDWISE DISTRIBUTION OF BOOSTER UPPER WING PRESSURES - MACH 3



SYMBOL	DELTA X	Y/B	DELTA Z
○	0.391	0.221	0.908
△	0.516		

PARAMETRIC VALUES			
BETA	0.000	ALPHAB	- 4.939
MACH	3.000	ALPHA1	0.000
ORBPOW	0.000	BSTPOW	0.000

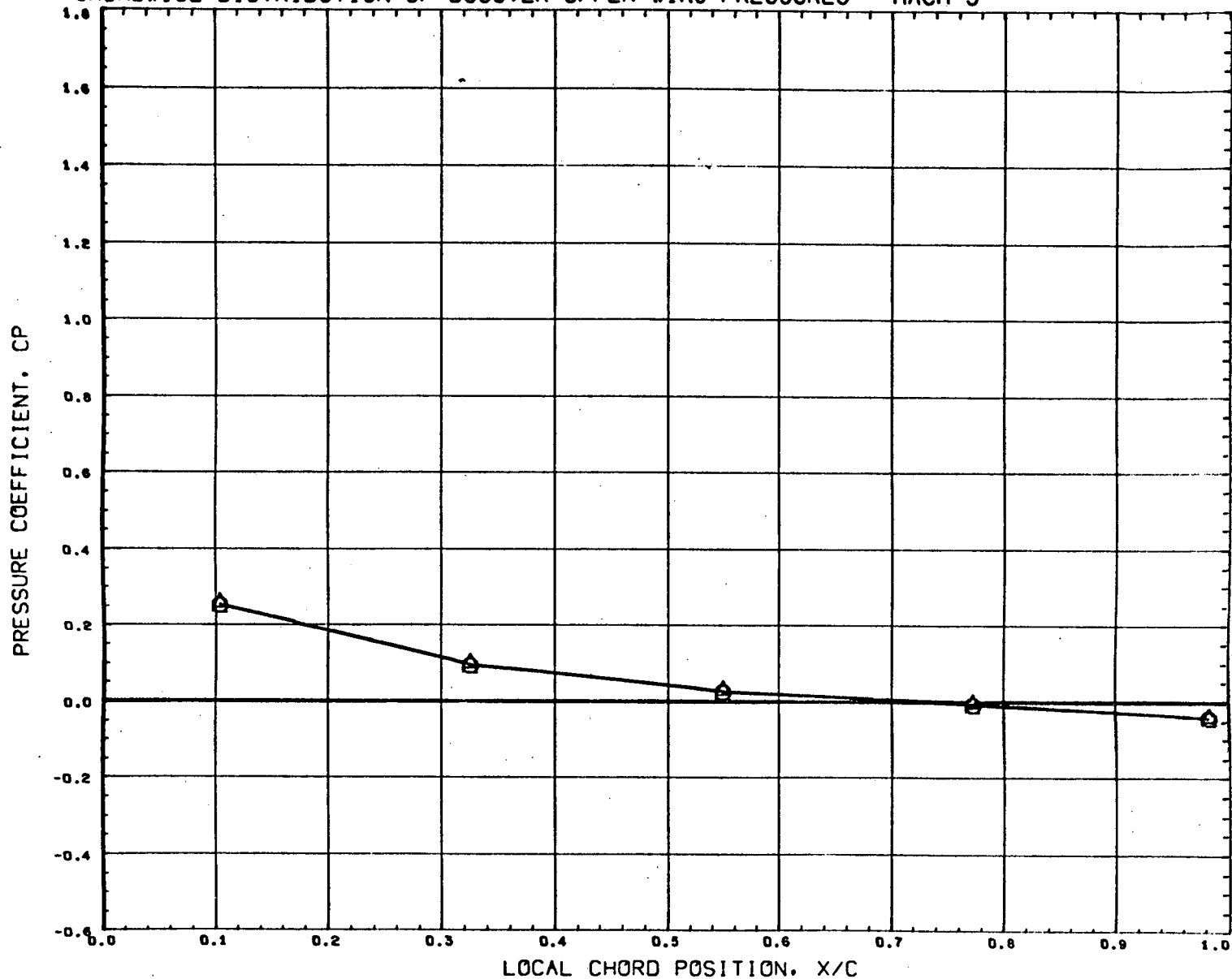
REFERENCE FILE

AEDC VA1163 MDAC BOOSTER (UPPER WING)

•BT8322•

PAGE 316

CHORDWISE DISTRIBUTION OF BOOSTER UPPER WING PRESSURES - MACH 3

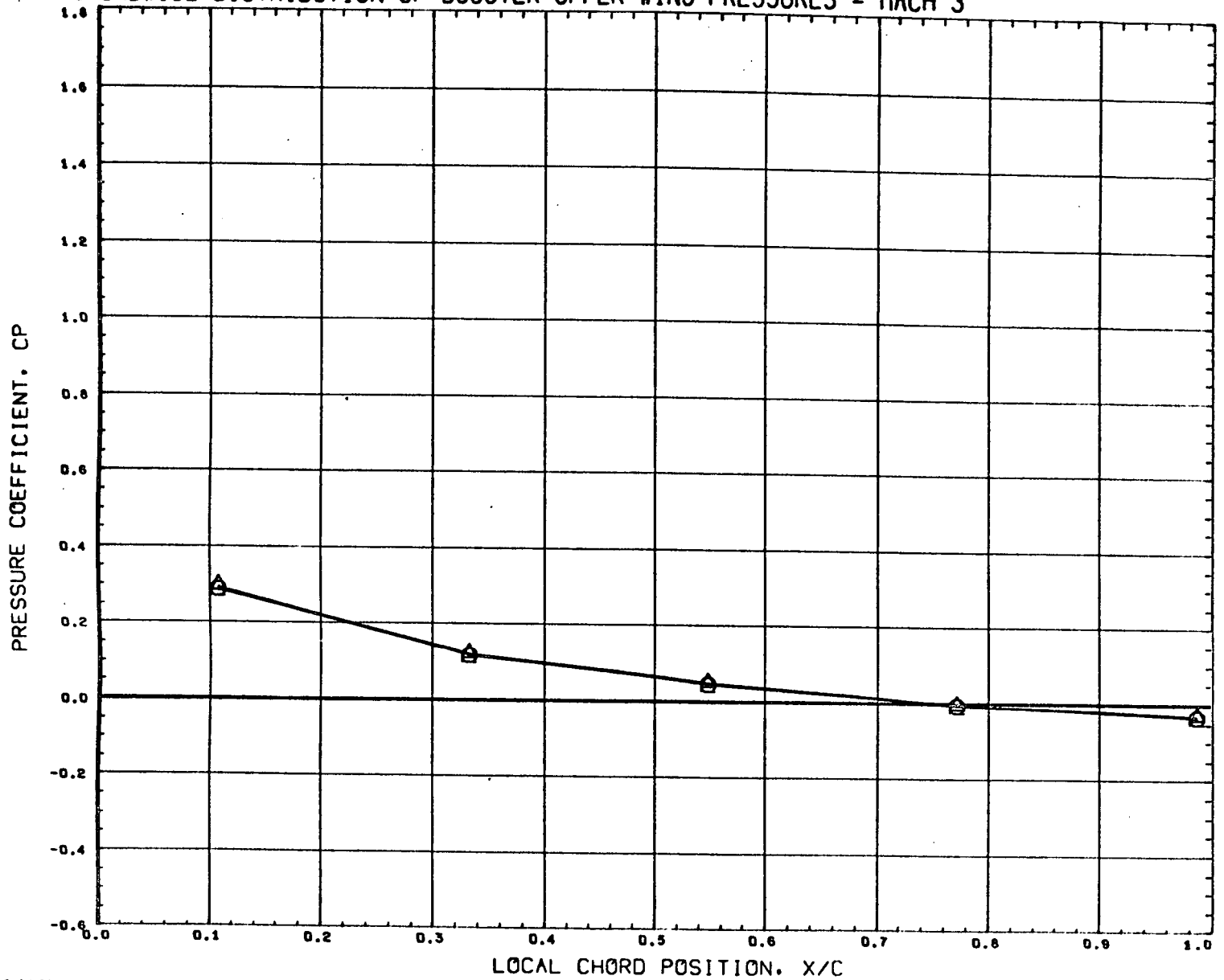


SYMBOL	DELTA X	Y/B	DELTA Z
○	0.391	0.359	0.908
△	0.516		

PARAMETRIC VALUES			
BETA	0.000	ALPHAB	4.939
MACH	3.000	ALPHA1	0.000
ORBPOW	0.000	BSTPOW	0.000

REFERENCE FILE

CHORDWISE DISTRIBUTION OF BOOSTER UPPER WING PRESSURES - MACH 3



SYMBOL	DELTA X	Y/B	DELTA Z
○	0.391	0.497	0.908
△	0.516		

PARAMETRIC VALUES			
BETA	0.000	ALPHA2	- 4.939
MACH	3.000	ALPHA1	0.000
ORBPOW	0.000	BSTPOW	0.000

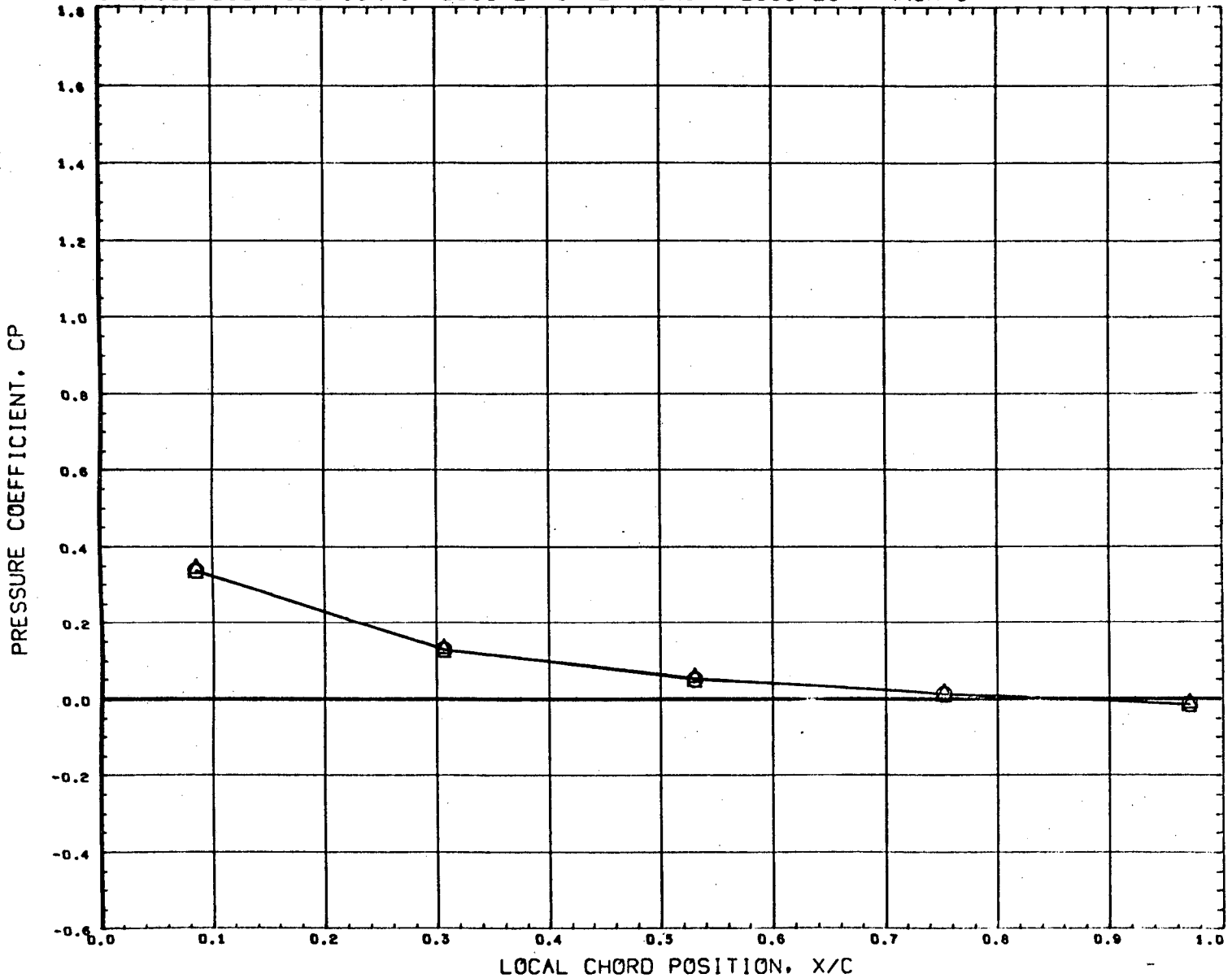
REFERENCE FILE

AEDC VA1163 MDAC BOOSTER (UPPER WING)

•BT8322•

PAGE 318

CHORDWISE DISTRIBUTION OF BOOSTER UPPER WING PRESSURES - MACH 3



SYMBOL	DELTA X	Y/B	DELTA Z
○	0.391	0.635	0.908
△	0.516		

PARAMETRIC VALUES			
BETA	0.000	ALPHAB	4.939
MACH	3.000	ALPHA I	0.000
ORBPOW	0.000	BSTPOW	0.000

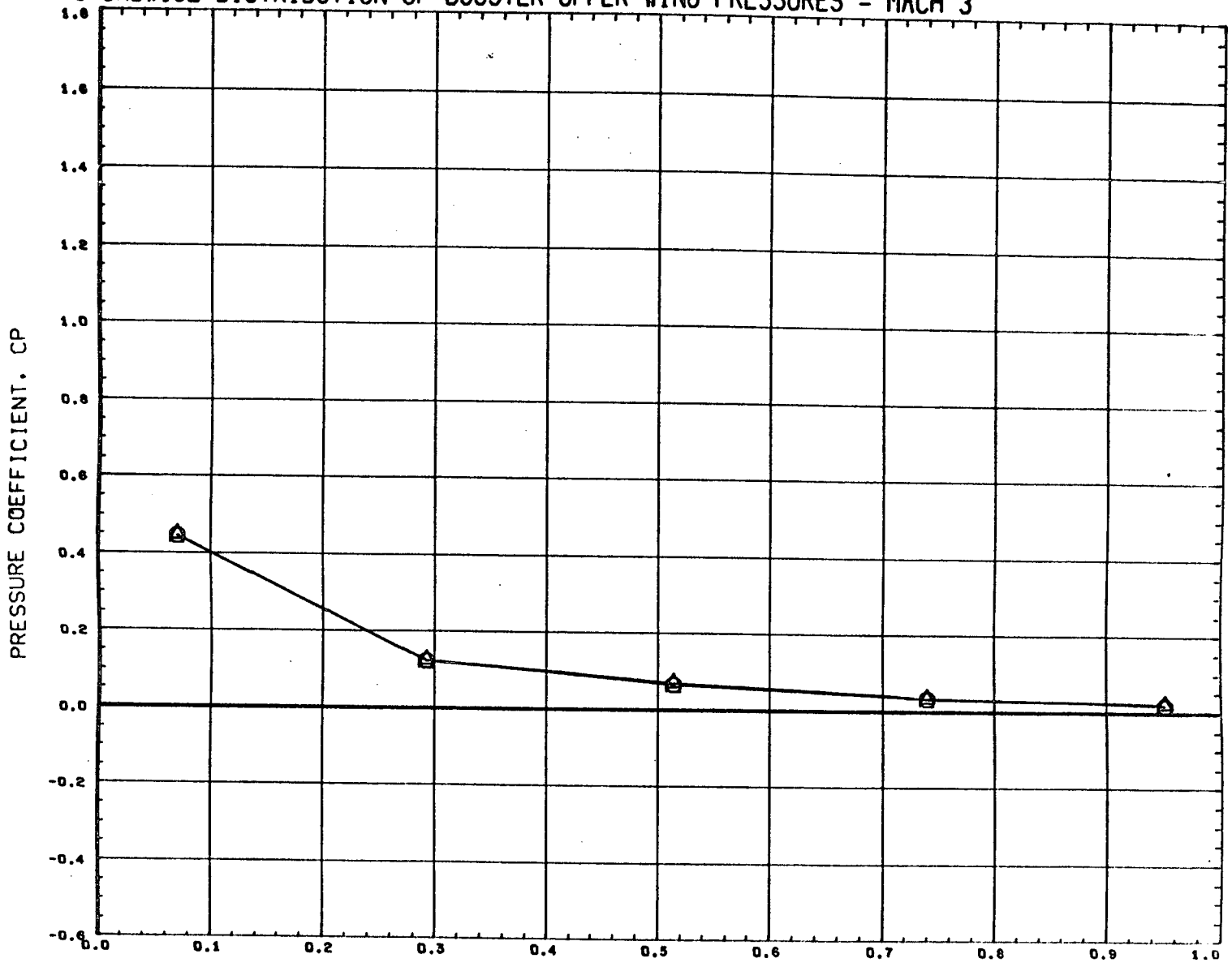
REFERENCE FILE

AEDC VA1163 MDAC BOOSTER (UPPER WING)

•BT8322•

PAGE 319

CHORDWISE DISTRIBUTION OF BOOSTER UPPER WING PRESSURES - MACH 3



SYMBOL	DELTA X	Y/B	DELTA Z
○	0.391	0.773	0.908
△	0.516		

PARAMETRIC VALUES			
BETA	0.000	ALPHAB	4.939
MACH	3.000	ALPHA1	0.000
ORBPOW	0.000	BSTPOW	0.000

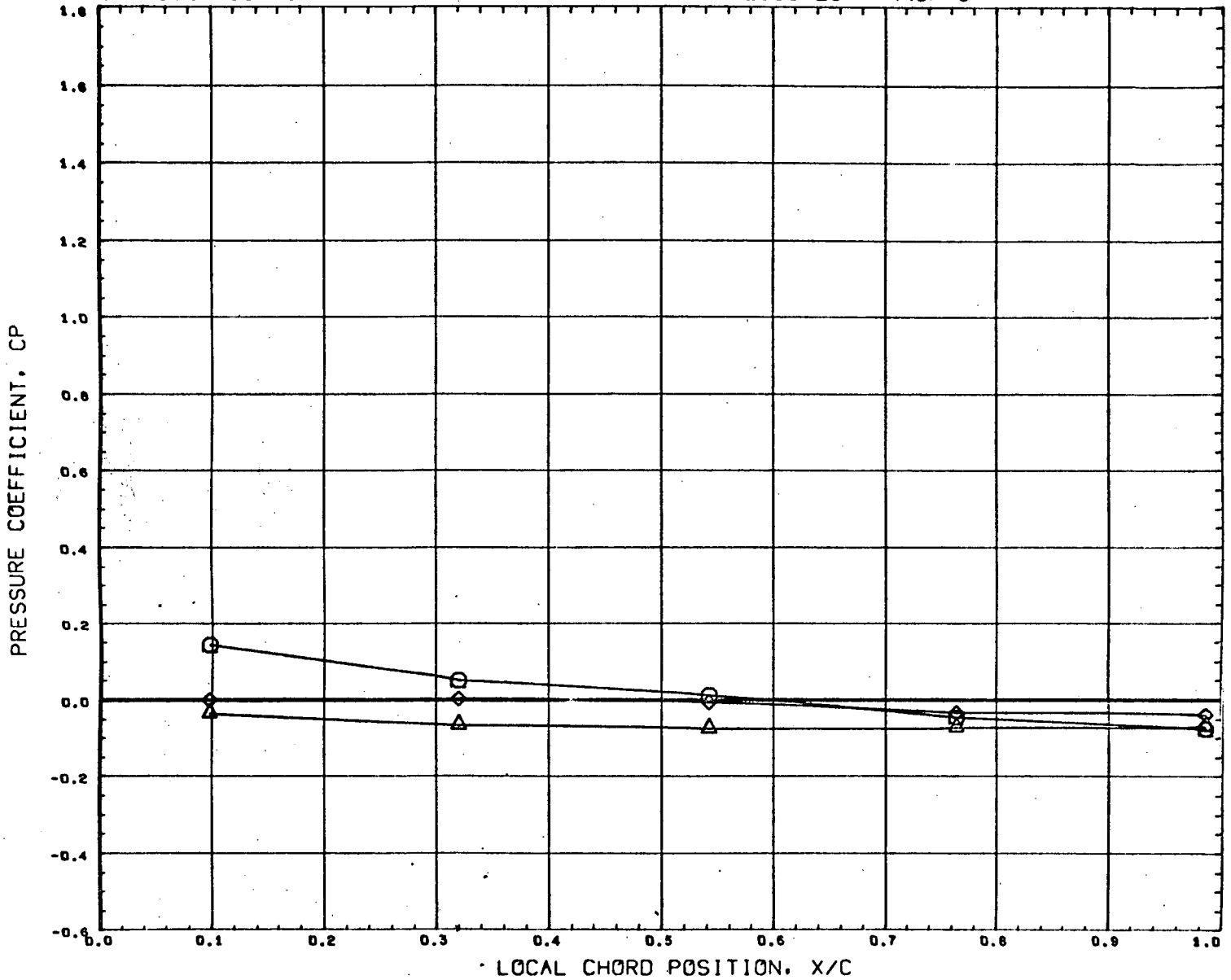
REFERENCE FILE

AEDC VA1163 MDAC BOOSTER (UPPER WING)

•BT8322•

PAGE 320

CHORDWISE DISTRIBUTION OF BOOSTER UPPER WING PRESSURES - MACH 3

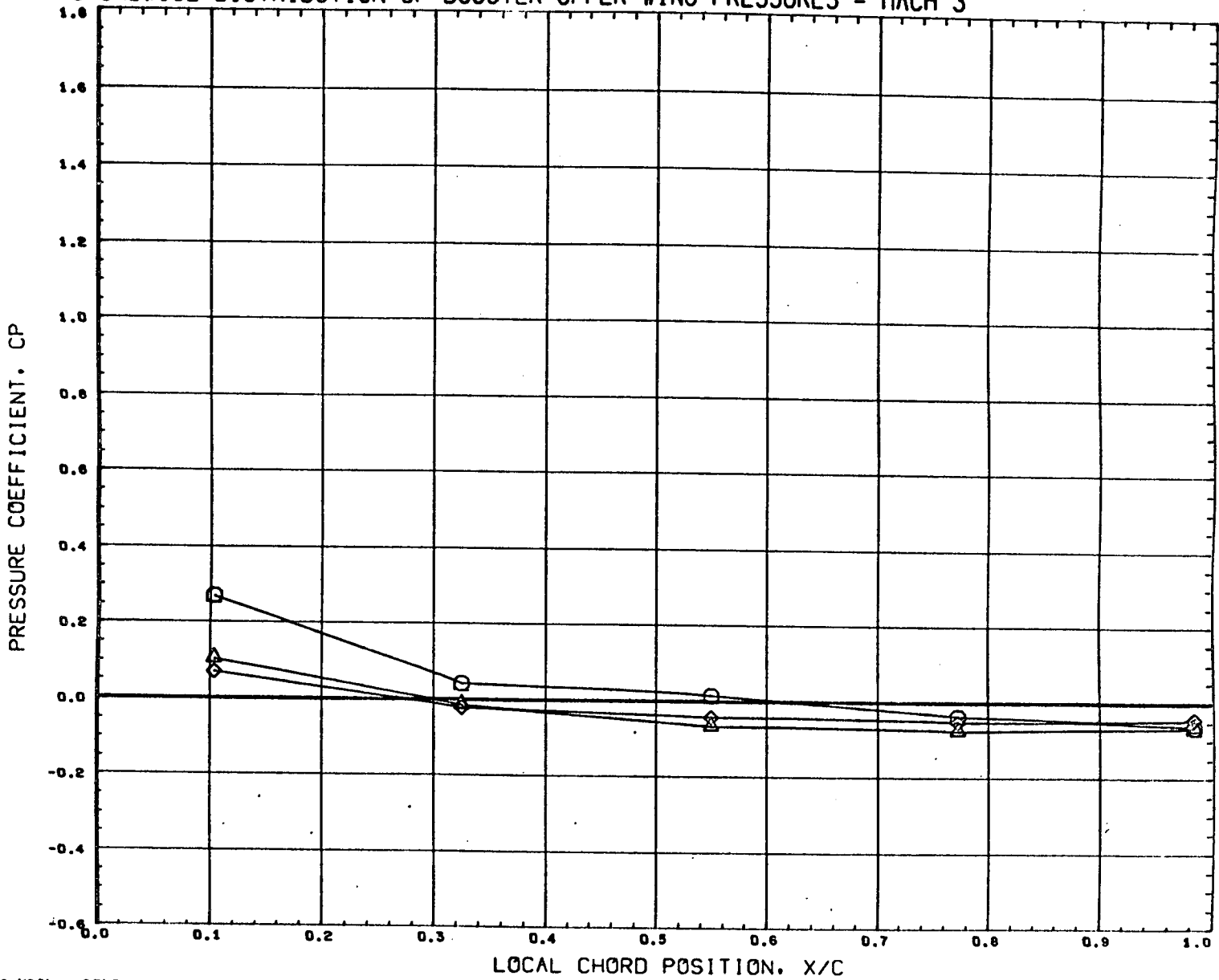


SYMBOL	DELTA X	Y/B	DELTA Z
○	0.143	0.221	0.120
△	0.103		
◇	0.226		

PARAMETRIC VALUES			
BETA	0.000	ALPHAB	0.019
MACH	3.000	ALPHA1	0.000
ORBPOW	0.000	BSTPOW	0.000

REFERENCE FILE

CHORDWISE DISTRIBUTION OF BOOSTER UPPER WING PRESSURES - MACH 3



SYMBOL	DELTA X	Y/B	DELTA Z
○	0.143	0.359	0.120
△	0.103		
◇	0.226		

PARAMETRIC VALUES			
BETA	0.000	ALPHA _B	0.019
MACH	3.000	ALPHA ₁	0.000
ORBPOW	0.000	BSTPOW	0.000

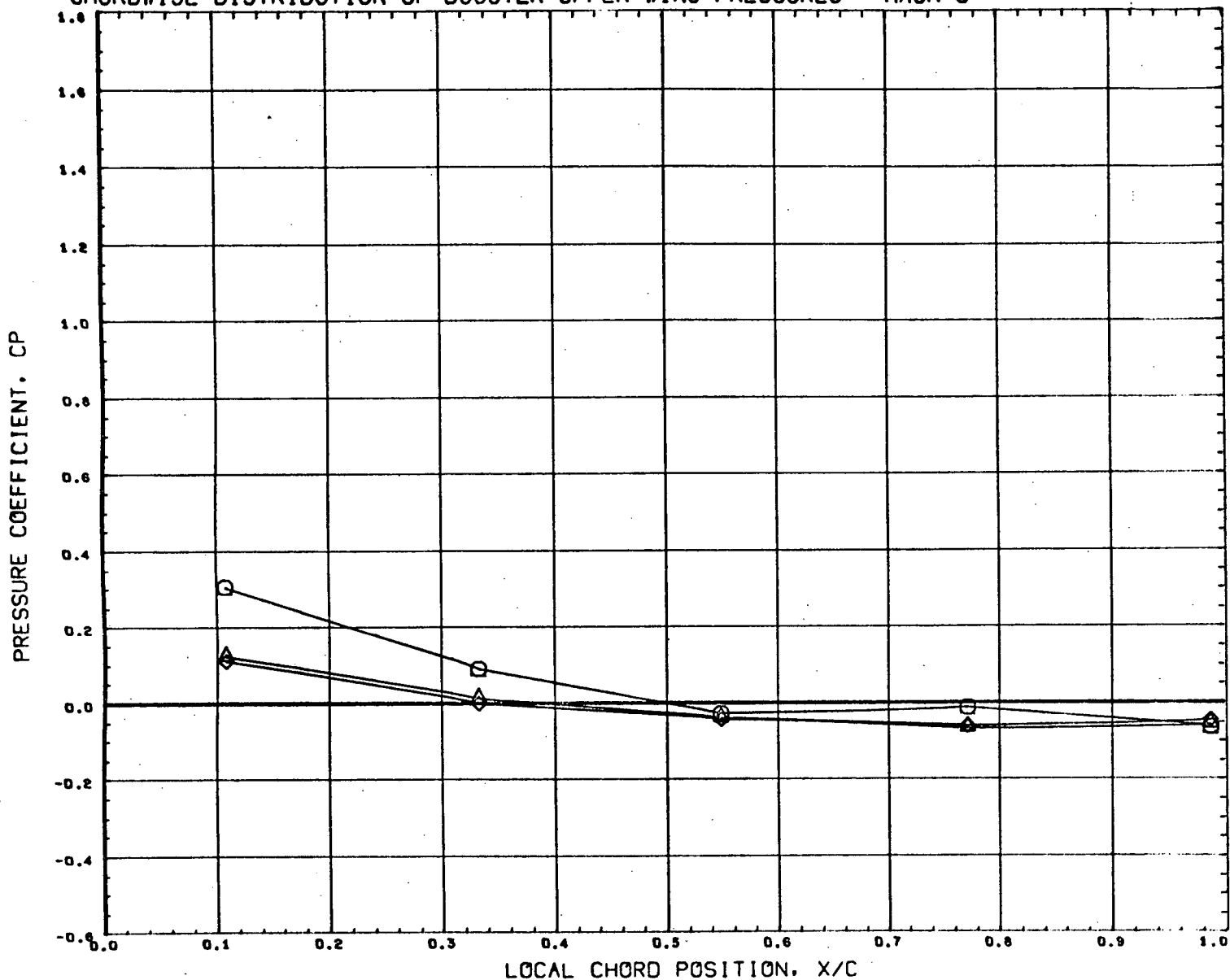
REFERENCE FILE

AEDC VA1163 MDAC BOOSTER (UPPER WING)

•BT8323•

PAGE 322

CHORDWISE DISTRIBUTION OF BOOSTER UPPER WING PRESSURES - MACH 3



SYMBOL	DELTA X	Y/B	DELTA Z	PARAMETRIC VALUES			
○	0.143	0.497	0.120	BETA	0.000	ALPHA B	0.019
△	0.103			MACH	3.000	ALPHA I	0.000
◇	0.226			ORBPOW	0.000	BSTPOW	0.000

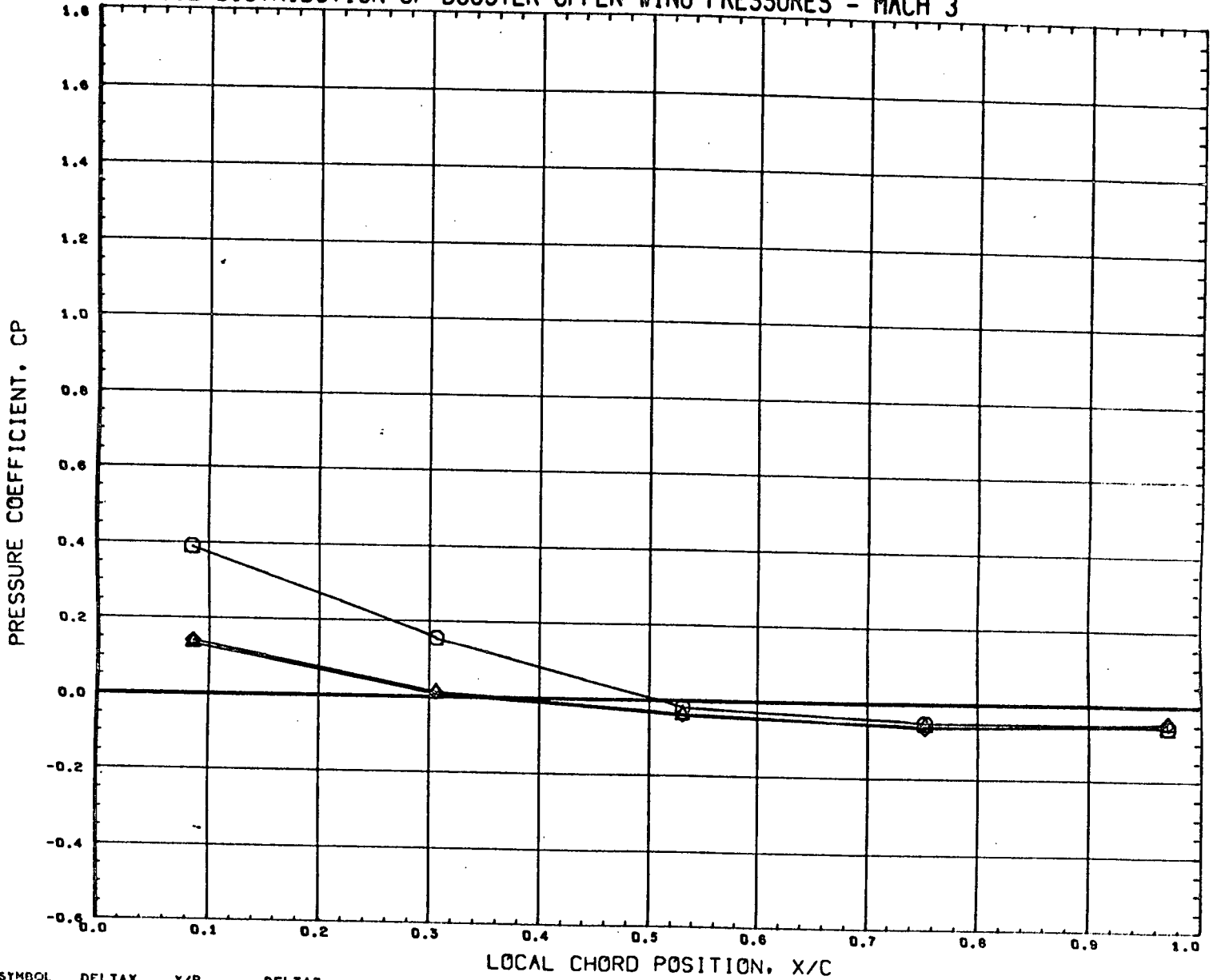
REFERENCE FILE

AEDC VA1163 MDAC BOOSTER (UPPER WING)

•BT8323•

PAGE 323

CHORDWISE DISTRIBUTION OF BOOSTER UPPER WING PRESSURES - MACH 3



SYMBOL	DELTA X	Y/B	DELTA Z
□	0.143	0.635	0.120
△	0.103		
◇	0.226		

PARAMETRIC VALUES			
BETA	0.000	ALPHAB	0.019
MACH	3.000	ALPHAI	0.000
ORBPOW	0.000	BSTPOW	0.000

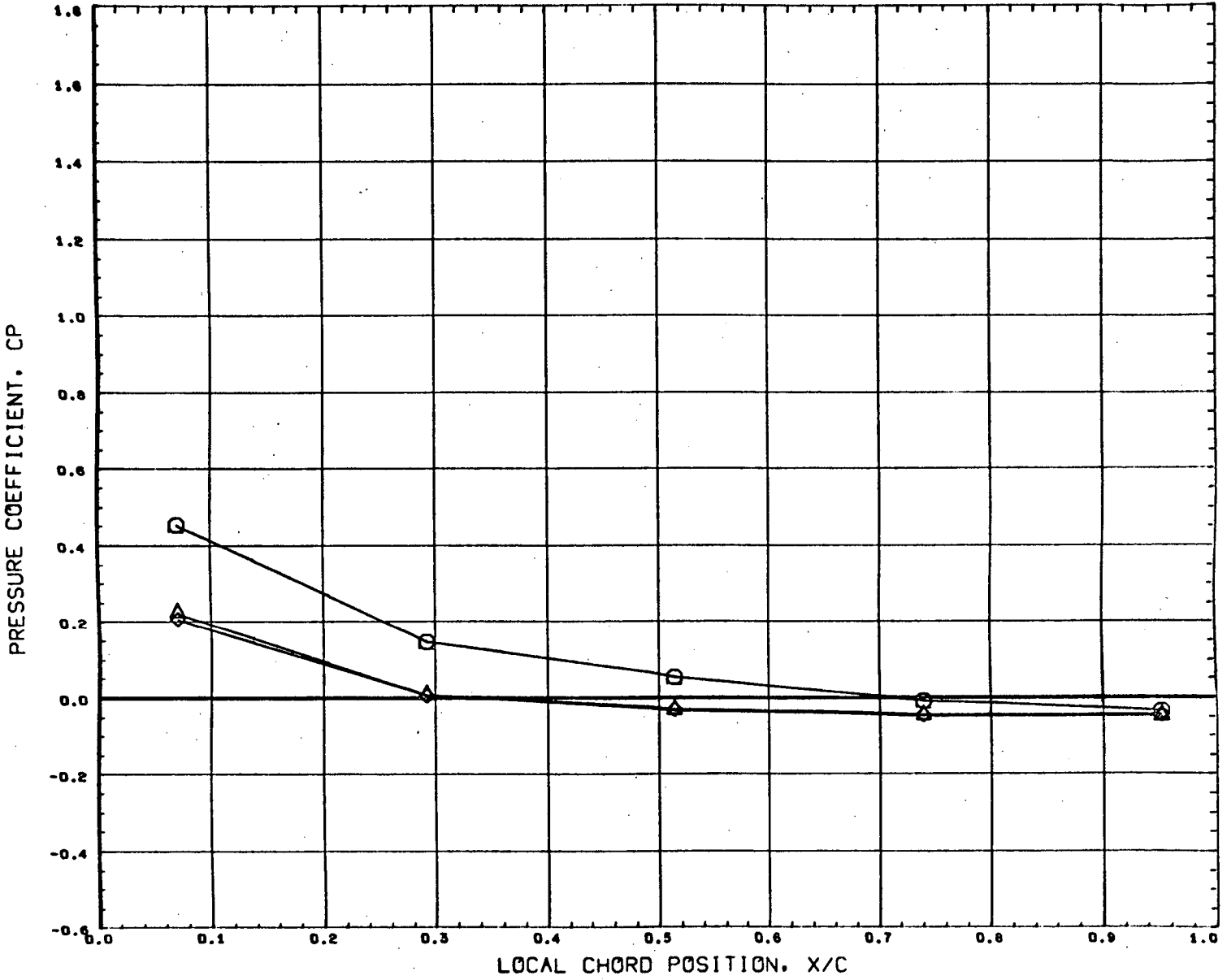
REFERENCE FILE

AEDC VA1163 MDAC BOOSTER (UPPER WING)

•BT8323•

PAGE 324

CHORDWISE DISTRIBUTION OF BOOSTER UPPER WING PRESSURES - MACH 3

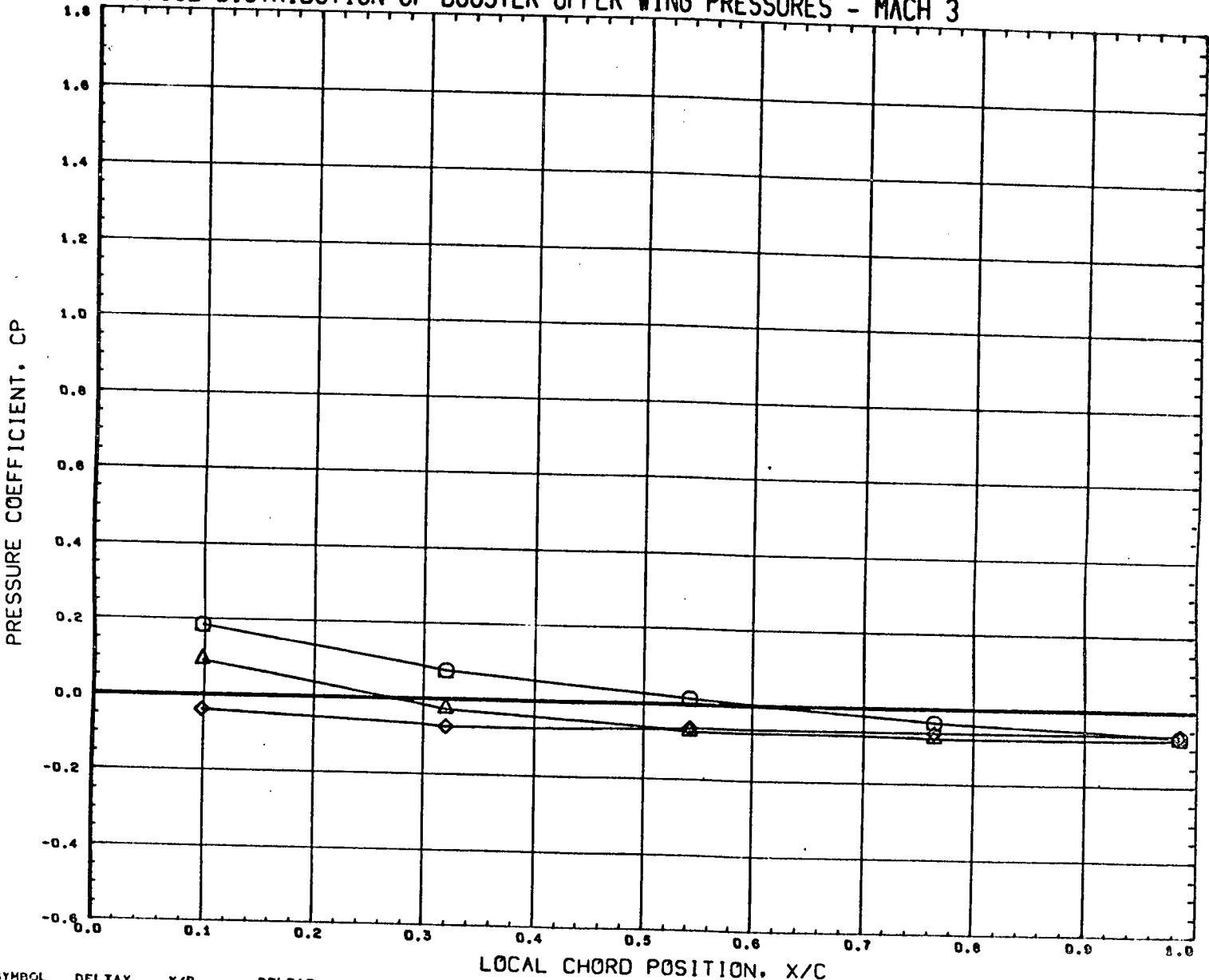


SYMBOL	DELTA X	Y/B	DELTA Z
○	0.143	0.773	0.120
△	0.103		
◇	0.226		

PARAMETRIC VALUES			
BETA	0.000	ALPHAB	0.019
MACH	3.000	ALPHA I	0.000
ORBPOW	0.000	BSTPOW	0.000

REFERENCE FILE

CHORDWISE DISTRIBUTION OF BOOSTER UPPER WING PRESSURES - MACH 3



SYMBOL	DELTA X	Y/B	DELTA Z
○	0.144	0.221	0.151
△	0.104		
◇	0.227		

PARAMETRIC VALUES			
BETA	0.000	ALPHAB	0.019
MACH	3.000	ALPHA1	0.000
ORBPOW	0.000	BSTPOW	0.000

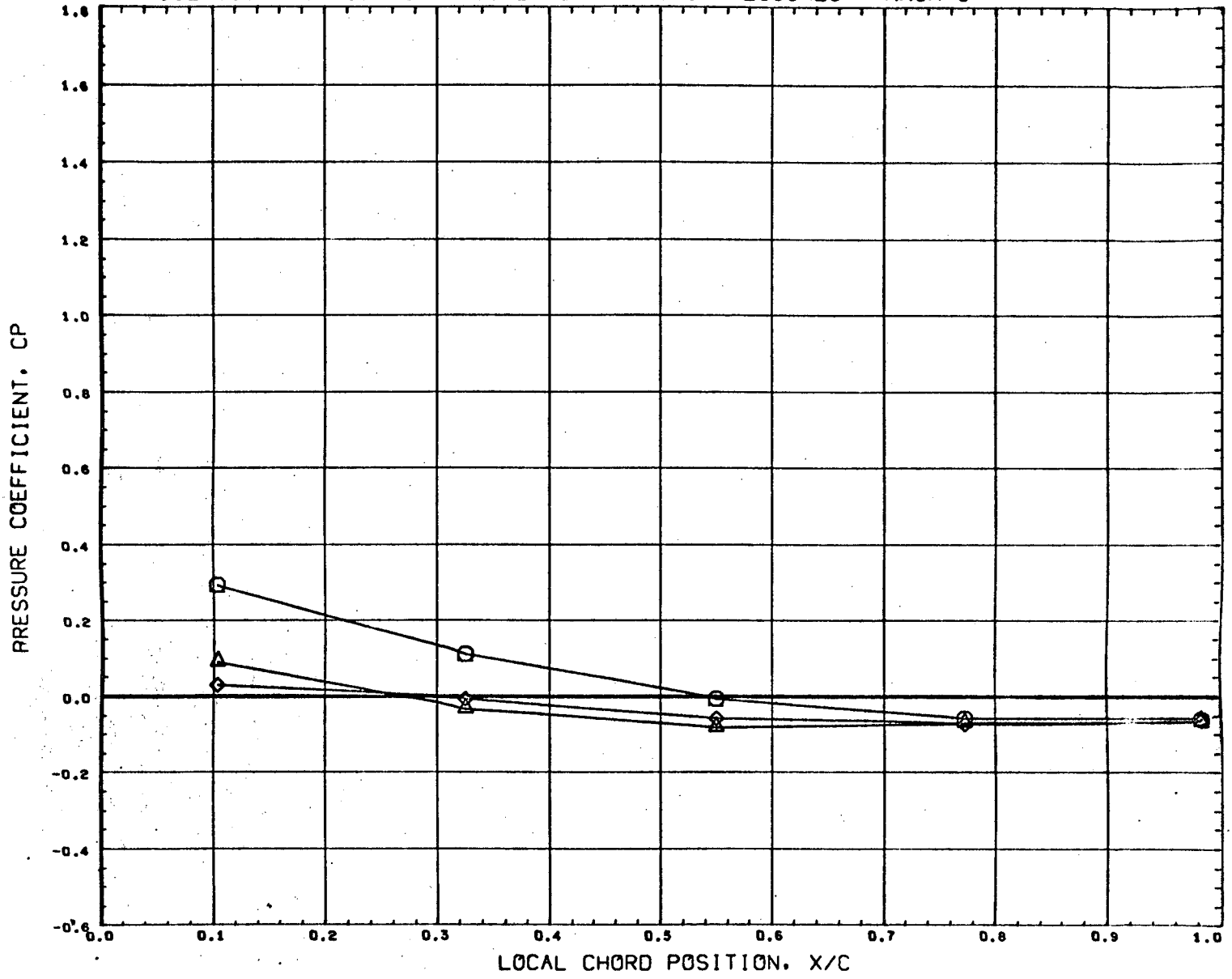
REFERENCE FILE

AEDC VA1163 MDAC BOOSTER (UPPER WING)

•BT8323•

PAGE 326

CHORDWISE DISTRIBUTION OF BOOSTER UPPER WING PRESSURES - MACH 3

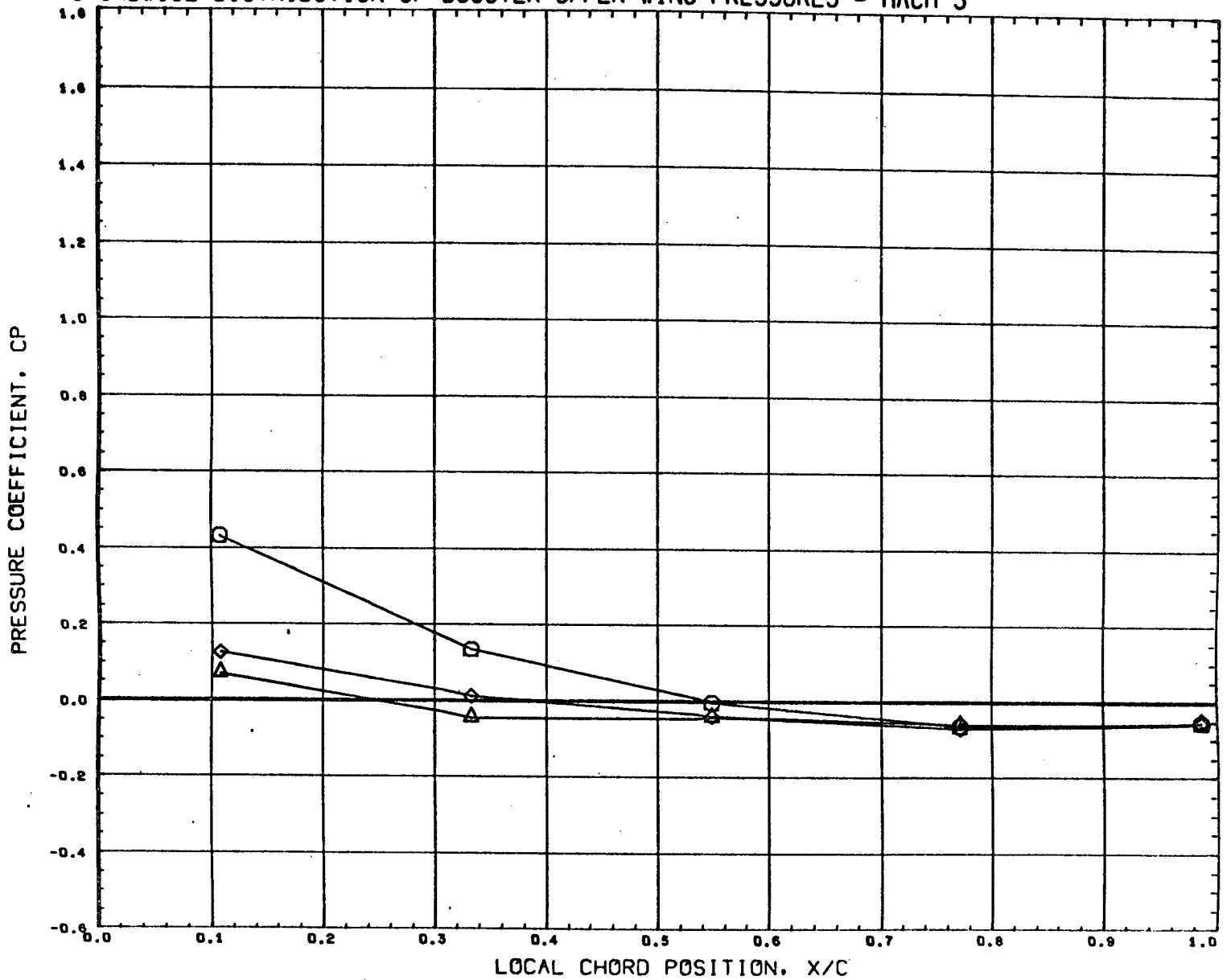


SYMBOL	DELTA X	Y/B	DELTA Z
○	0.144	0.359	0.151
△	0.104		
◇	0.227		

PARAMETRIC VALUES			
BETA	0.000	ALPHA _B	0.019
MACH	3.000	ALPHA ₁	0.000
ORBPOW	0.000	BSTPOW	0.000

REFERENCE FILE

CHORDWISE DISTRIBUTION OF BOOSTER UPPER WING PRESSURES - MACH 3



SYMBOL	DELTA X	Y/B	DELTA Z
○	0.144	0.497	0.151
△	0.104		
◇	0.227		

PARAMETRIC VALUES			
BETA	0.000	ALPHAB	0.019
MACH	3.000	ALPHA I	0.000
ORBPOW	0.000	BSTPOW	0.000

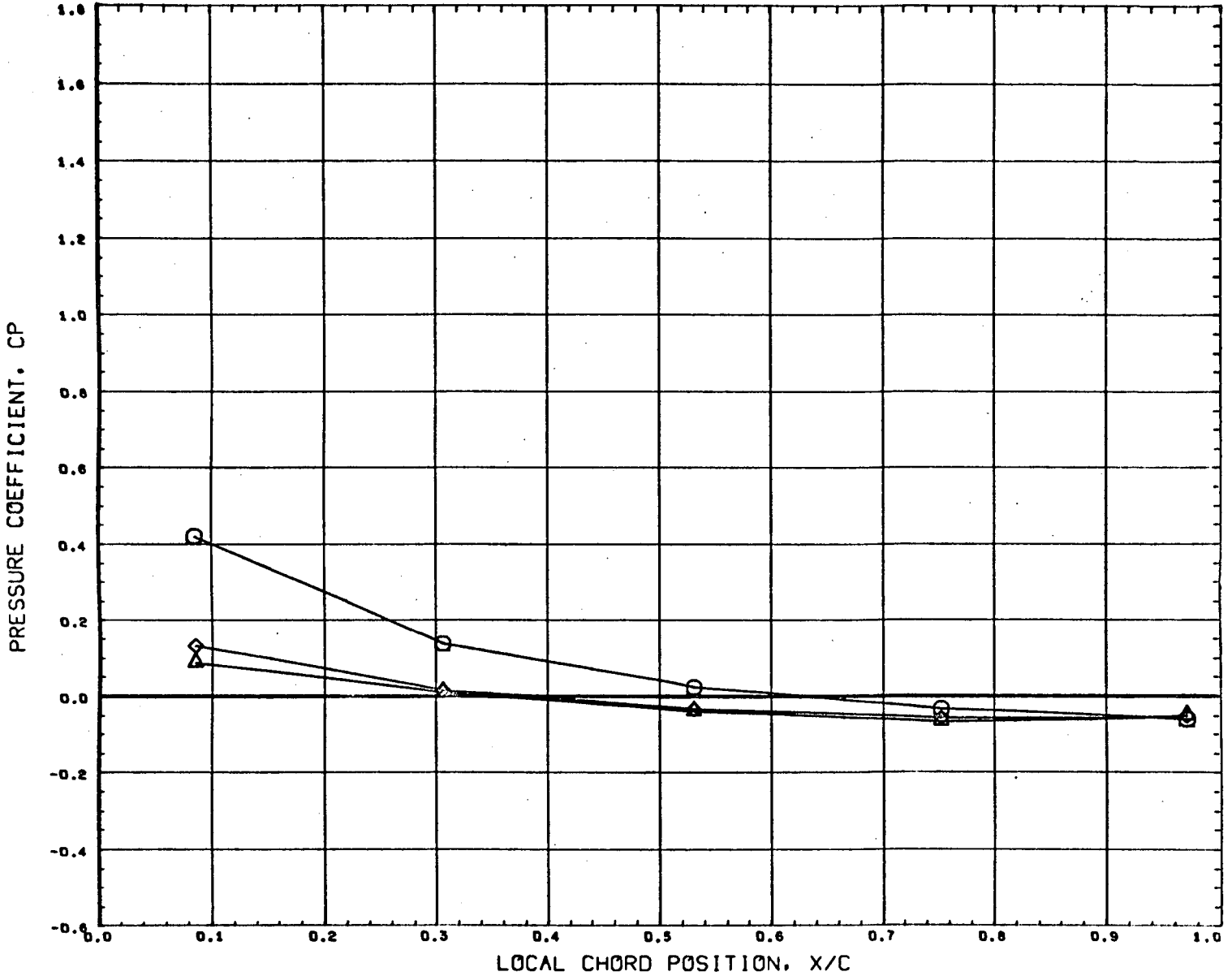
REFERENCE FILE

AEDC VA1163 MDAC BOOSTER (UPPER WING)

•BT8323•

PAGE 328

CHORDWISE DISTRIBUTION OF BOOSTER UPPER WING PRESSURES - MACH 3

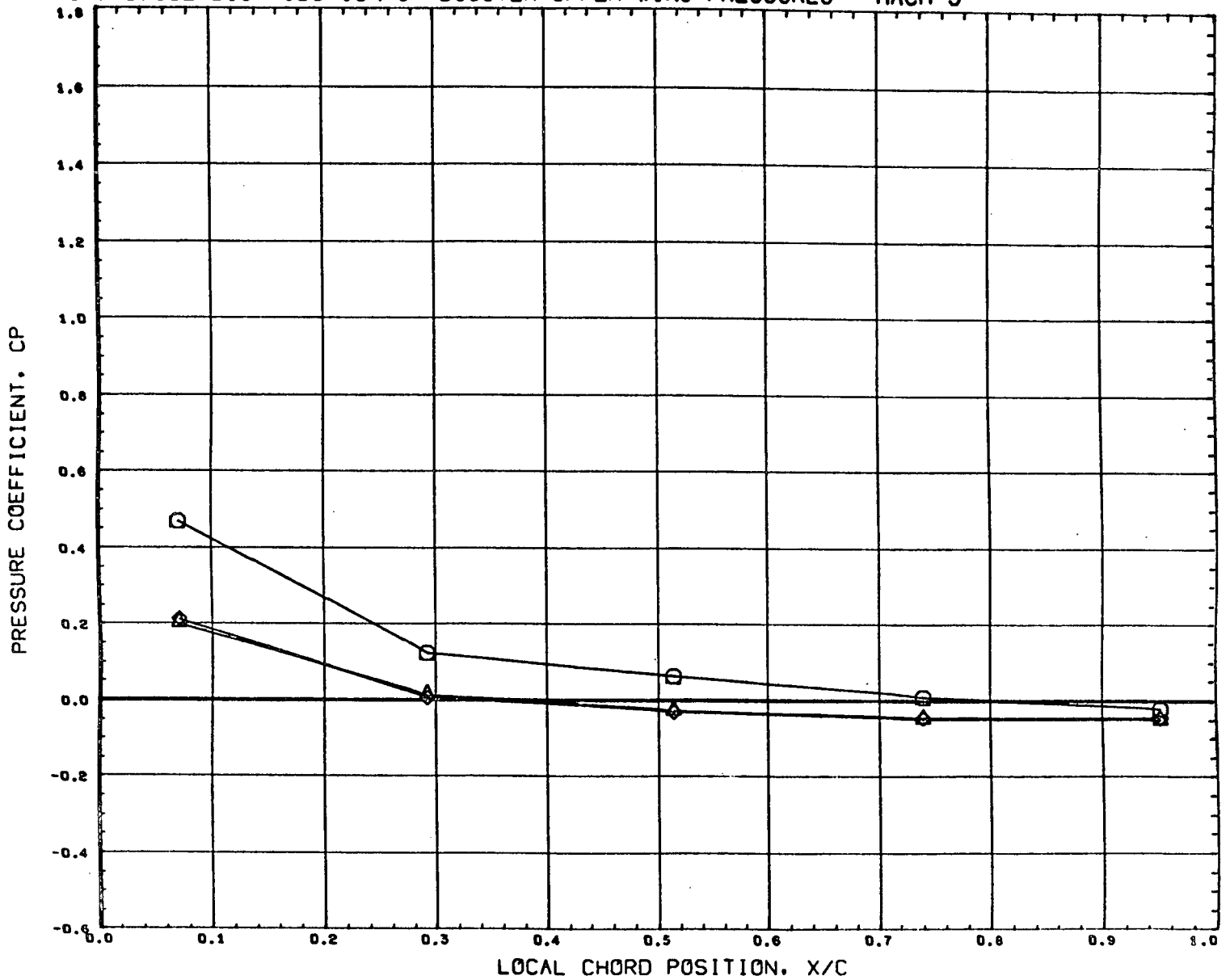


SYMBOL	DELTA X	Y/B	DELTA Z
○	0.144	0.635	0.151
△	0.104		
◇	0.227		

PARAMETRIC VALUES			
BETA	0.000	ALPHA B	0.019
MACH	3.000	ALPHA I	0.000
ORSPOW	0.000	BSTPOW	0.000

REFERENCE FILE

CHORDWISE DISTRIBUTION OF BOOSTER UPPER WING PRESSURES - MACH 3

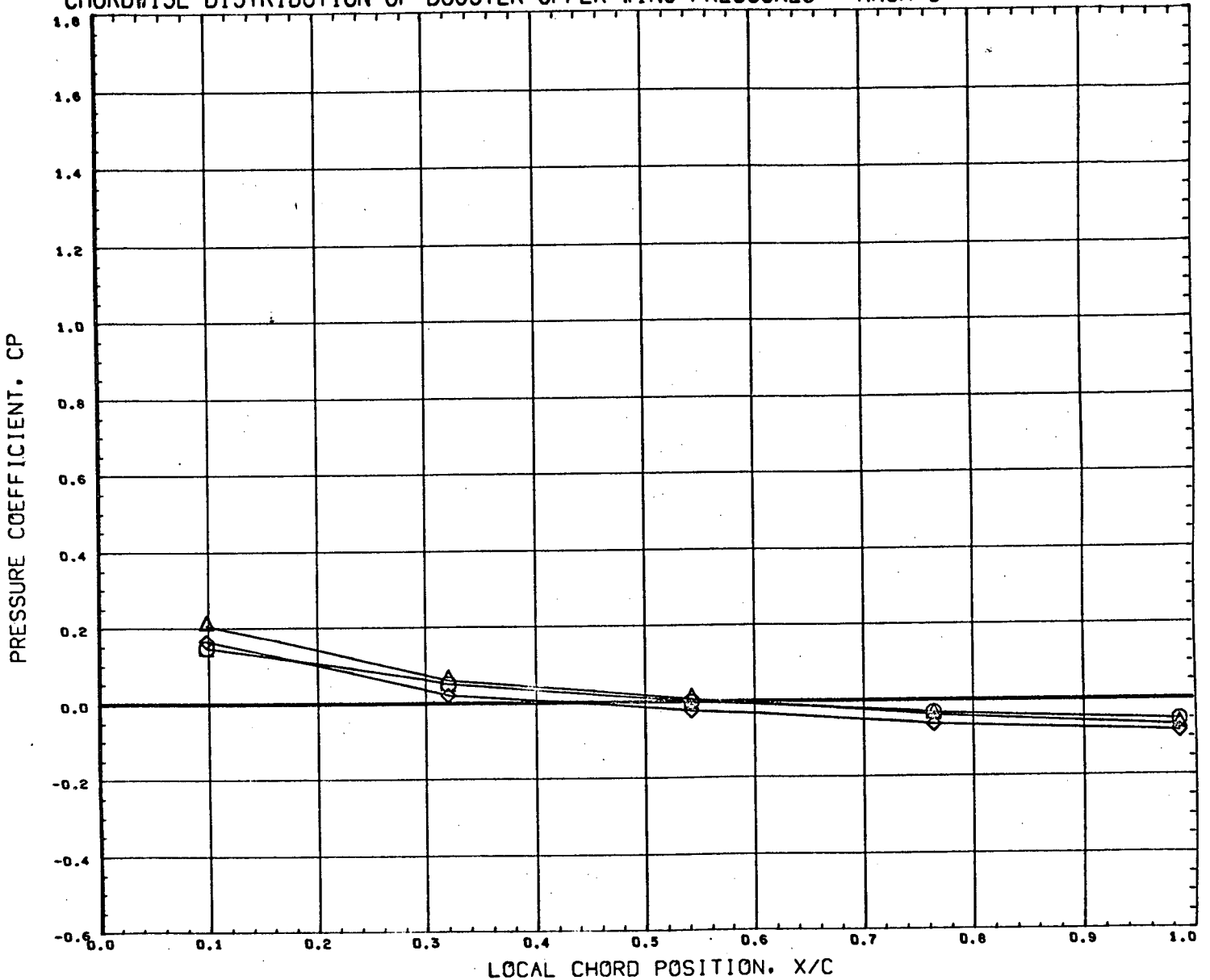


SYMBOL	DELTA X	Y/B	DELTA Z
○	0.144	0.773	0.151
△	0.104		
◇	0.227		

PARAMETRIC VALUES			
BETA	0.000	ALPHAB	0.019
MACH	3.000	ALPHA I	0.000
ORBPOW	0.000	BSTPOW	0.000

REFERENCE FILE

CHORDWISE DISTRIBUTION OF BOOSTER UPPER WING PRESSURES - MACH 3



SYMBOL	DELTA X	Y/B	DELTA Z
○	0.143	0.221	0.228
△	0.103		
◇	0.227		

PARAMETRIC VALUES			
BETA	0.000	ALPHAB	0.019
MACH	3.000	ALPHA1	0.000
ORBPOW	0.000	BSTPOW	0.000

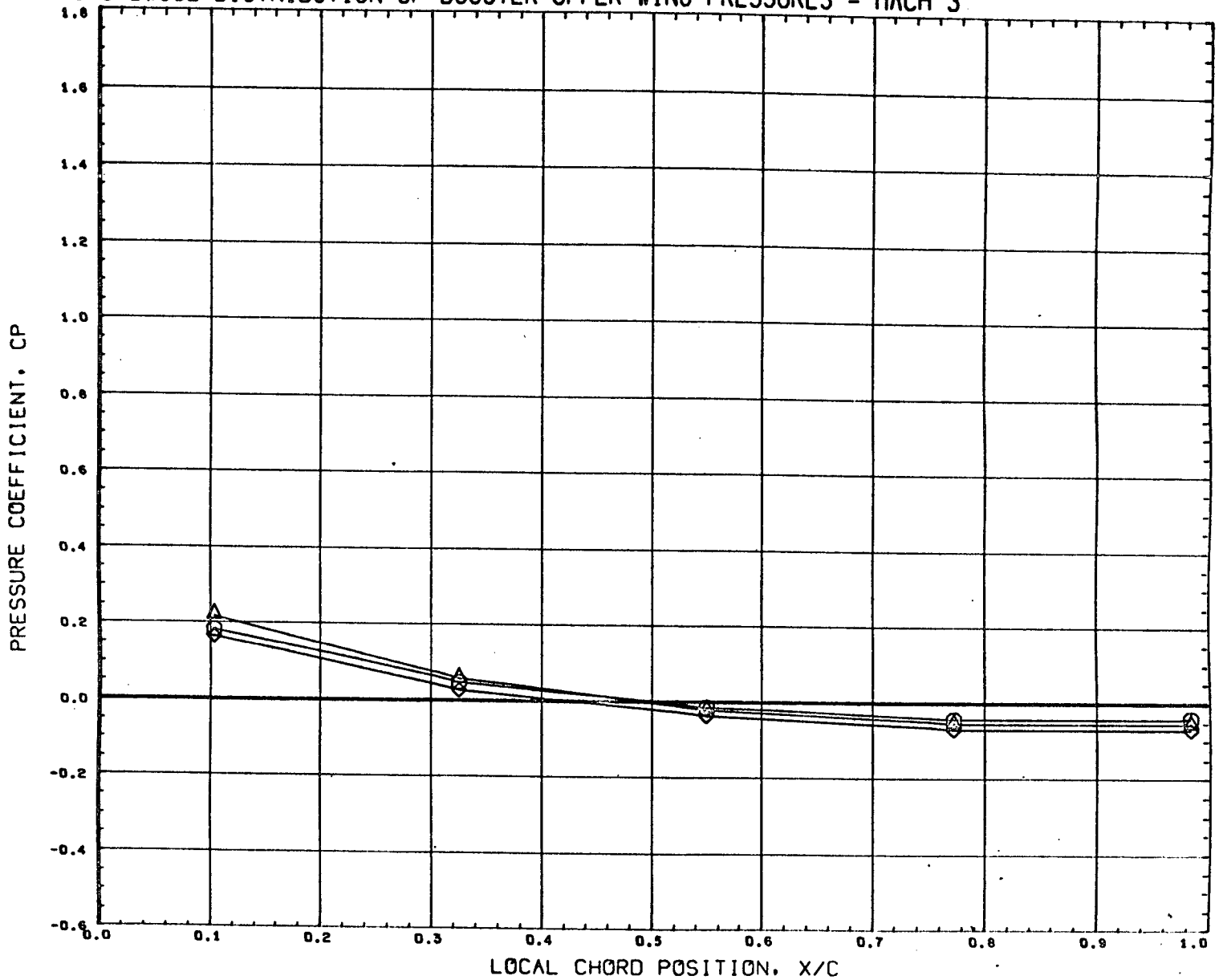
REFERENCE FILE

AEDC VA1163 MDAC BOOSTER (UPPER WING)

•BT8323•

PAGE 331

CHORDWISE DISTRIBUTION OF BOOSTER UPPER WING PRESSURES - MACH 3



SYMBOL	DELTA X	Y/B	DELTA Z
○	0.143	0.359	0.228
△	0.103		
◇	0.227		

PARAMETRIC VALUES			
BETA	0.000	ALPHAB	0.019
MACH	3.000	ALPHA1	0.000
ORBPOW	0.000	BSTPOW	0.000

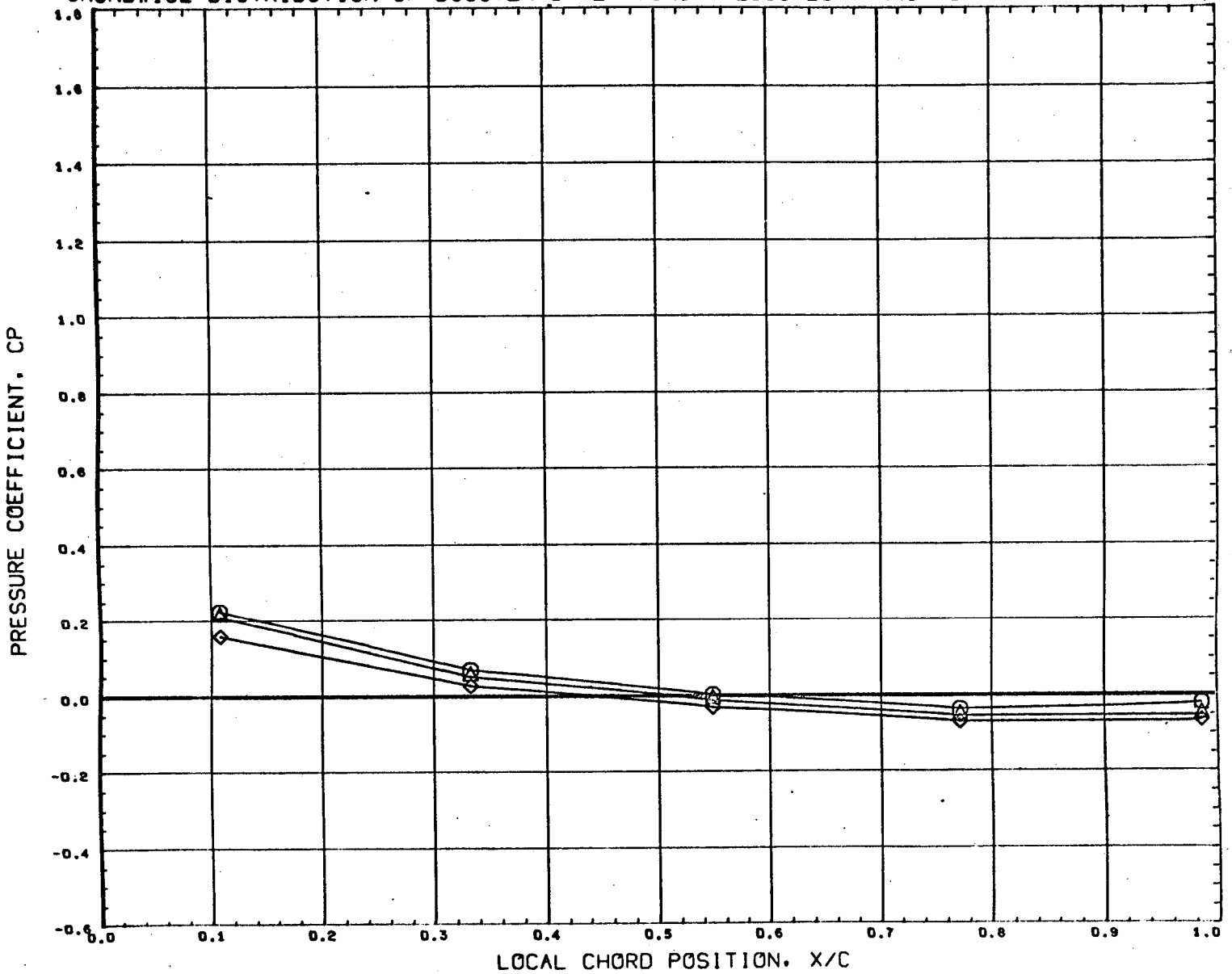
REFERENCE FILE

AEDC VA1163 MDAC BOOSTER (UPPER WING)

•BT8323•

PAGE 332

CHORDWISE DISTRIBUTION OF BOOSTER UPPER WING PRESSURES - MACH 3



SYMBOL	DELTA X	Y/B	DELTA Z
○	0.143	0.497	0.228
△	0.103		
◇	0.227		

PARAMETRIC VALUES			
BETA	0.000	ALPHAB	0.019
MACH	3.000	ALPHA I	0.000
ORBPOW	0.000	BSTPOW	0.000

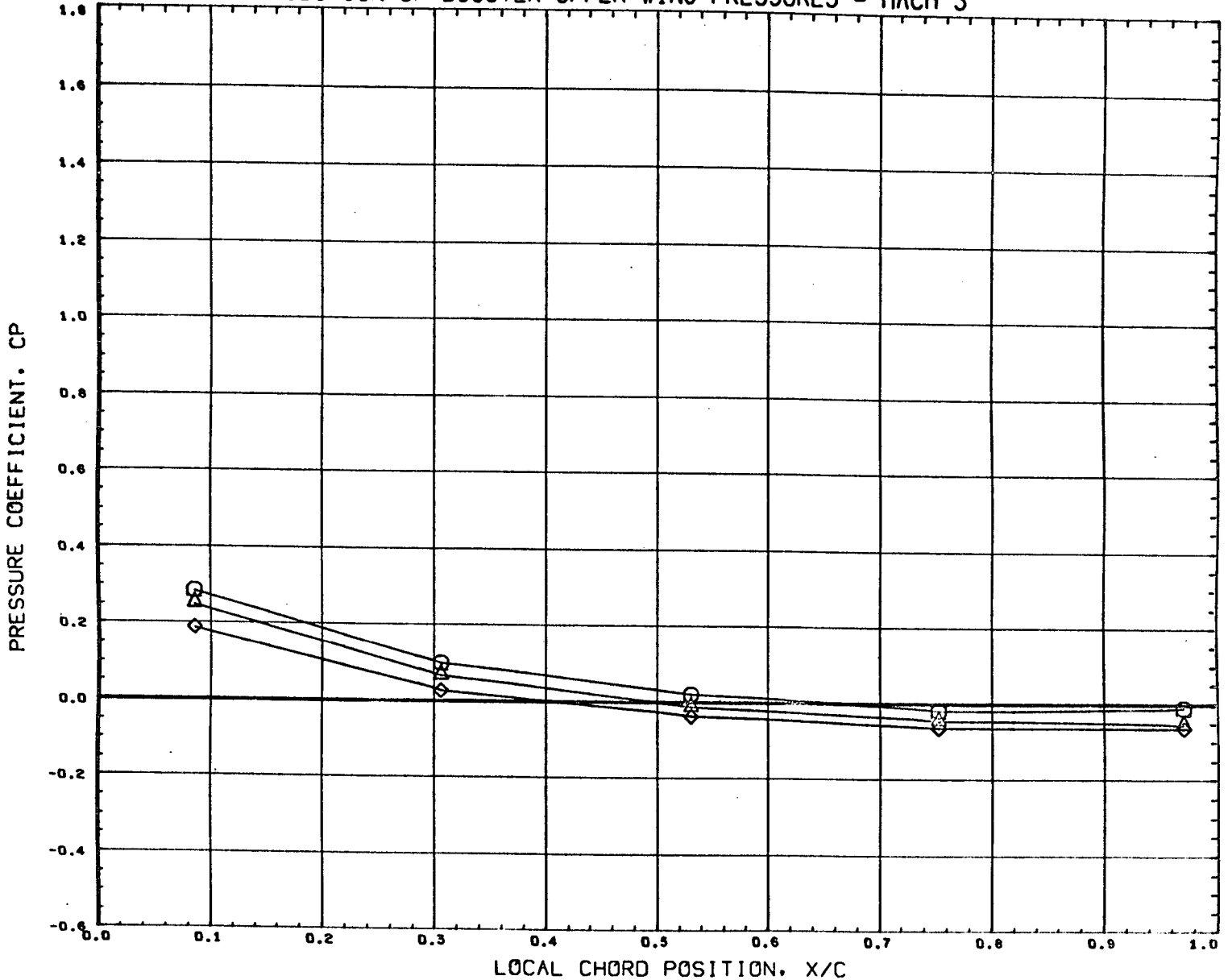
REFERENCE FILE

AEDC VA1163 MDAC BOOSTER (UPPER WING)

•BT8323•

PAGE 333

CHORDWISE DISTRIBUTION OF BOOSTER UPPER WING PRESSURES - MACH 3



SYMBOL	DELTA X	Y/B	DELTA Z
○	0.143	0.635	0.228
△	0.103		
◇	0.227		

PARAMETRIC VALUES			
BETA	0.000	ALPHAB	0.019
MACH	3.000	ALPHA I	0.000
ORBPOW	0.000	BSTPOW	0.000

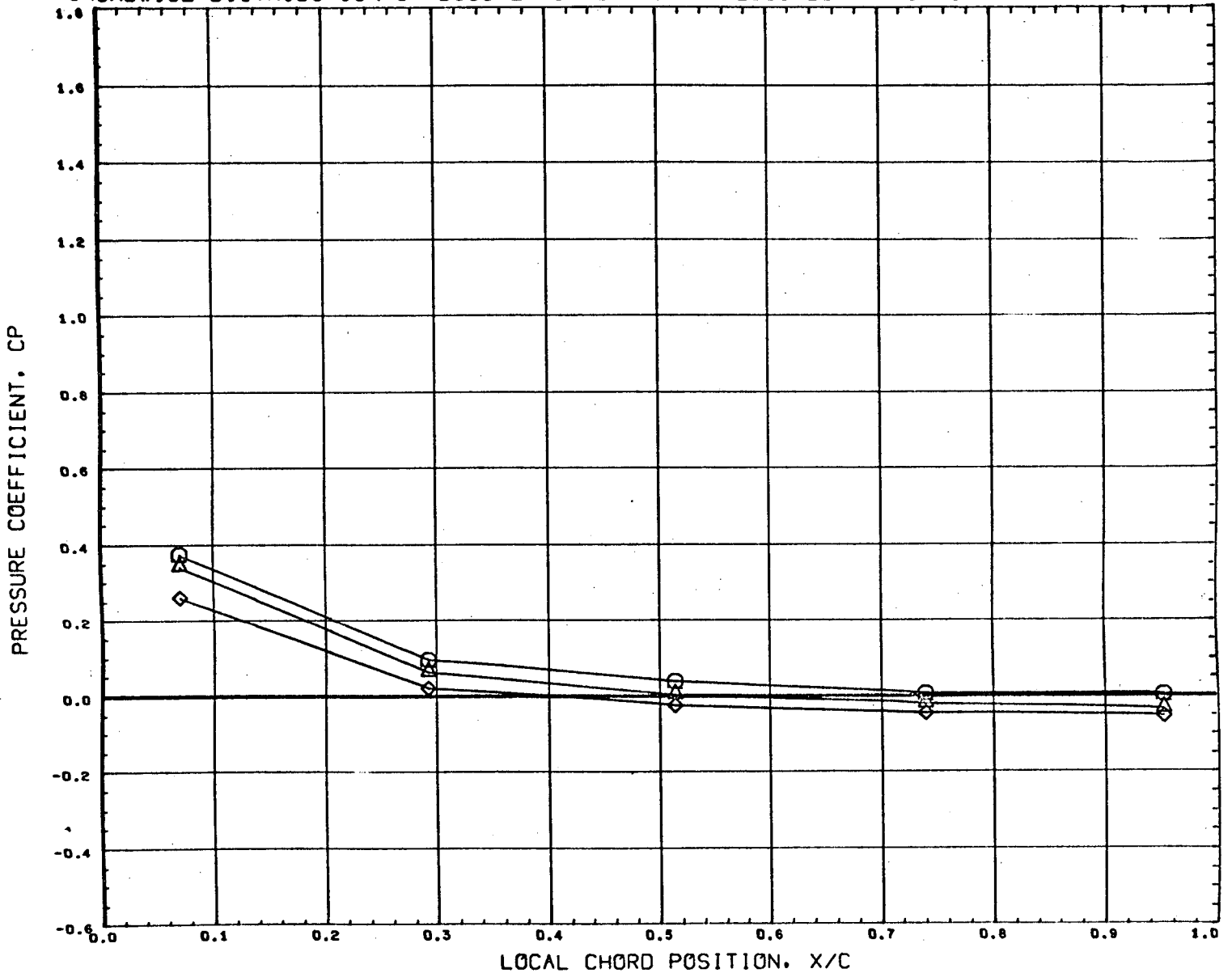
REFERENCE FILE

AEPC VA1163 MDAC BOOSTER (UPPER WING)

•BT8323•

PAGE 334

CHORDWISE DISTRIBUTION OF BOOSTER UPPER WING PRESSURES - MACH 3



SYMBOL	DELTA X	Y/B	DELTA Z
○	0.143	0.773	0.228
△	0.103		
◇	0.227		

PARAMETRIC VALUES			
BETA	0.000	ALPHAB	0.019
MACH	3.000	ALPHA1	0.000
ORBPOW	0.000	BSTPOW	0.000

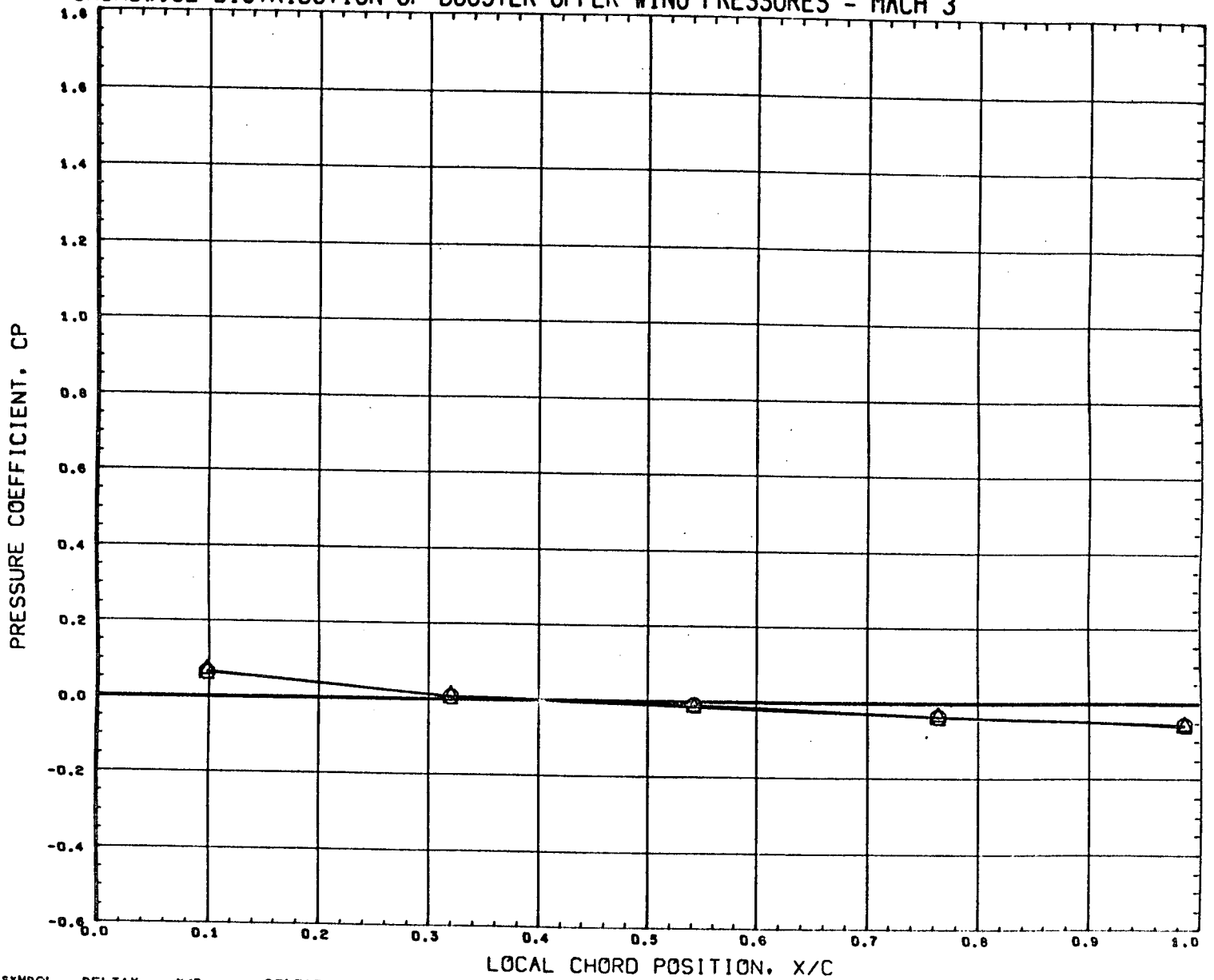
REFERENCE FILE

AEDC VA1163 MDAC BOOSTER (UPPER WING)

•BT8323•

PAGE 335

CHORDWISE DISTRIBUTION OF BOOSTER UPPER WING PRESSURES - MACH 3



SYMBOL	DELTA X	Y/B	DELTA Z
○	0.391	0.221	0.908
△	0.514		

PARAMETRIC VALUES			
BETA	0.000	ALPHA _B	0.019
MACH	3.000	ALPHA ₁	0.000
ORBPOW	0.000	BSTPOW	0.000

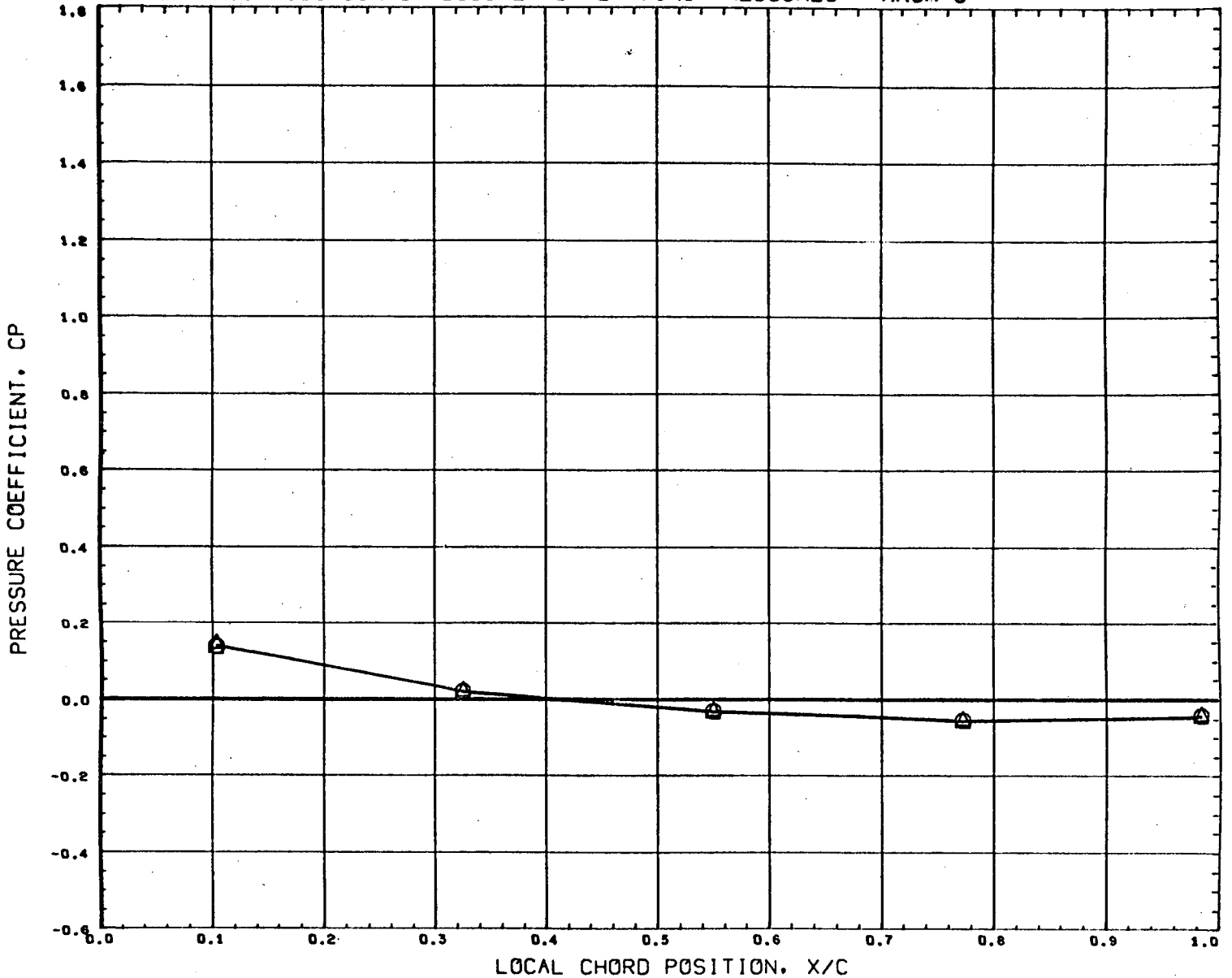
REFERENCE FILE

AEDC VA1163 MDAC BOOSTER (UPPER WING)

•BT8323•

PAGE 336

CHORDWISE DISTRIBUTION OF BOOSTER UPPER WING PRESSURES - MACH 3



SYMBOL	DELTA X	Y/B	DELTA Z
○	0.391	0.359	0.908
△	0.514		

PARAMETRIC VALUES			
BETA	0.000	ALPHA _B	0.019
MACH	3.000	ALPHA ₁	0.000
ORBPOW	0.000	BSTPOW	0.000

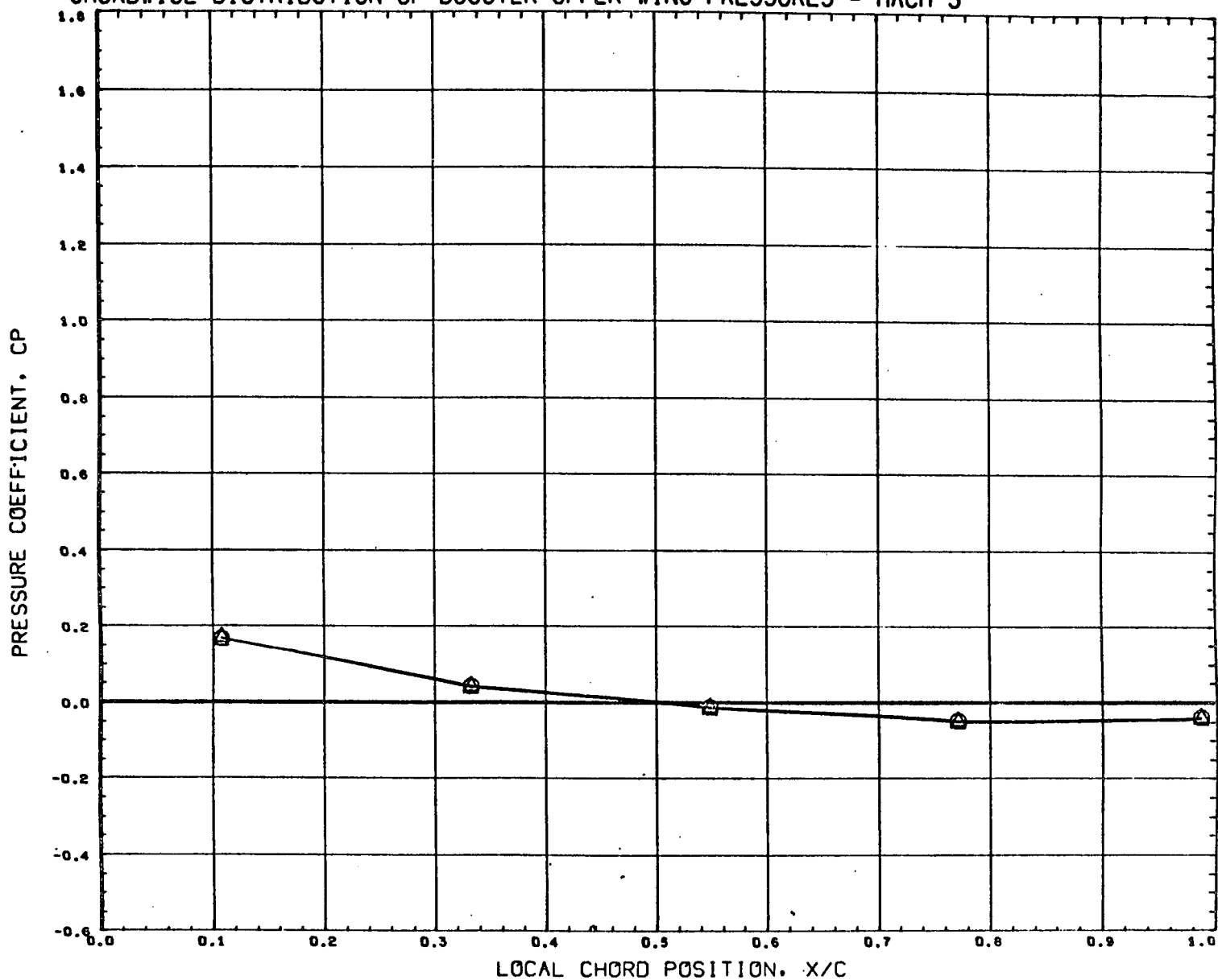
REFERENCE FILE

AEDC VA1163 MDAC BOOSTER (UPPER WING)

•BT8323•

PAGE 337

CHORDWISE DISTRIBUTION OF BOOSTER UPPER WING PRESSURES - MACH 3



SYMBOL	DELTA X	Y/B	DELTA Z
○	0.391	0.497	0.908
△	0.514		

PARAMETRIC VALUES			
BETA	0.000	ALPHAB	0.019
MACH	3.000	ALPHA I	0.000
ORBPOW	0.000	BSTPOW	0.000

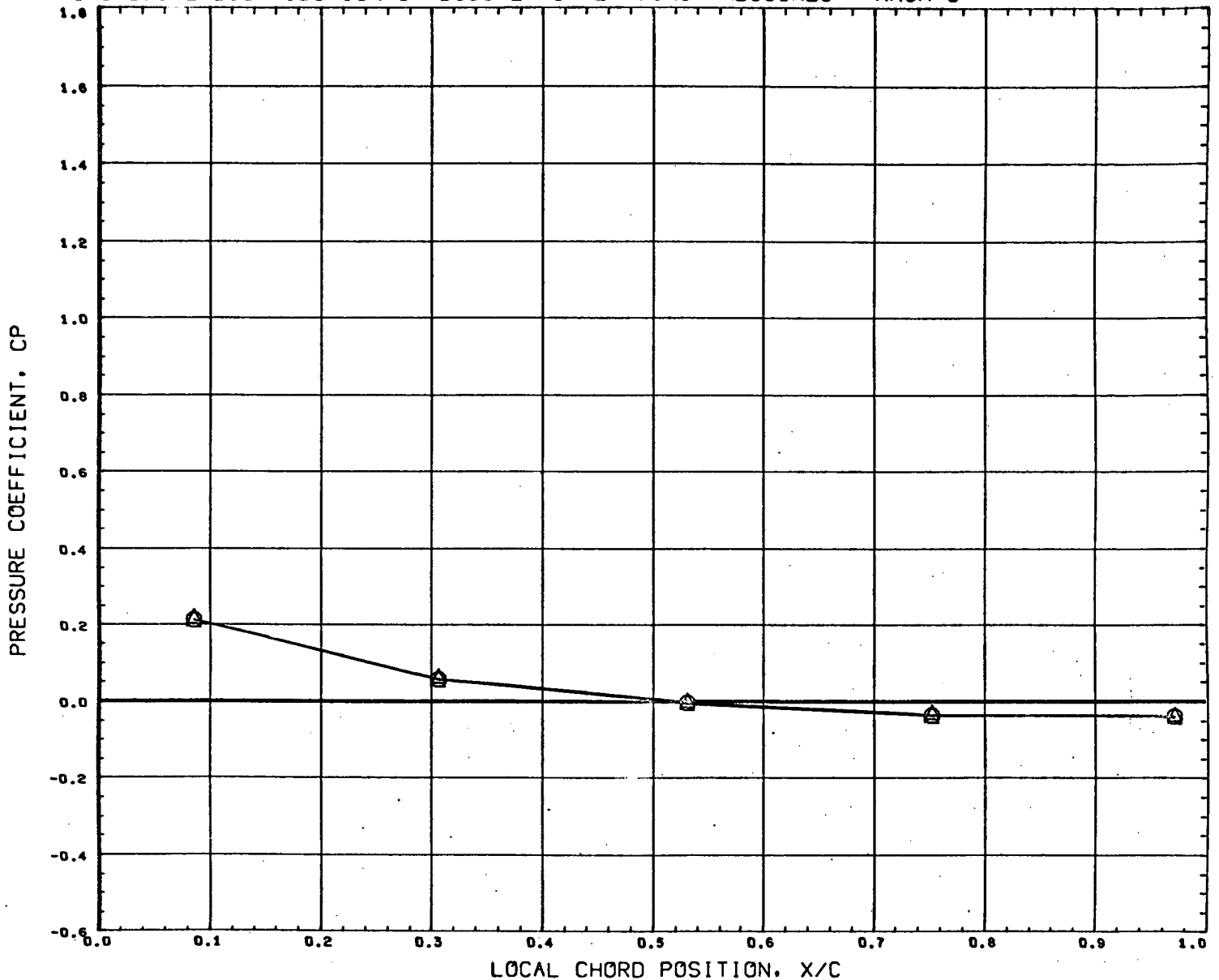
REFERENCE FILE

AEDC VA1163 MDAC BOOSTER (UPPER WING)

•BT8323•

PAGE 338

CHORDWISE DISTRIBUTION OF BOOSTER UPPER WING PRESSURES - MACH 3



SYMBOL	DELTA X	Y/B	DELTA Z
○	0.391	0.635	0.908
△	0.514		

PARAMETRIC VALUES			
BETA	0.000	ALPHAB	0.019
MACH	3.000	ALPHA I	0.000
ORBPOW	0.000	BSTPOW	0.000

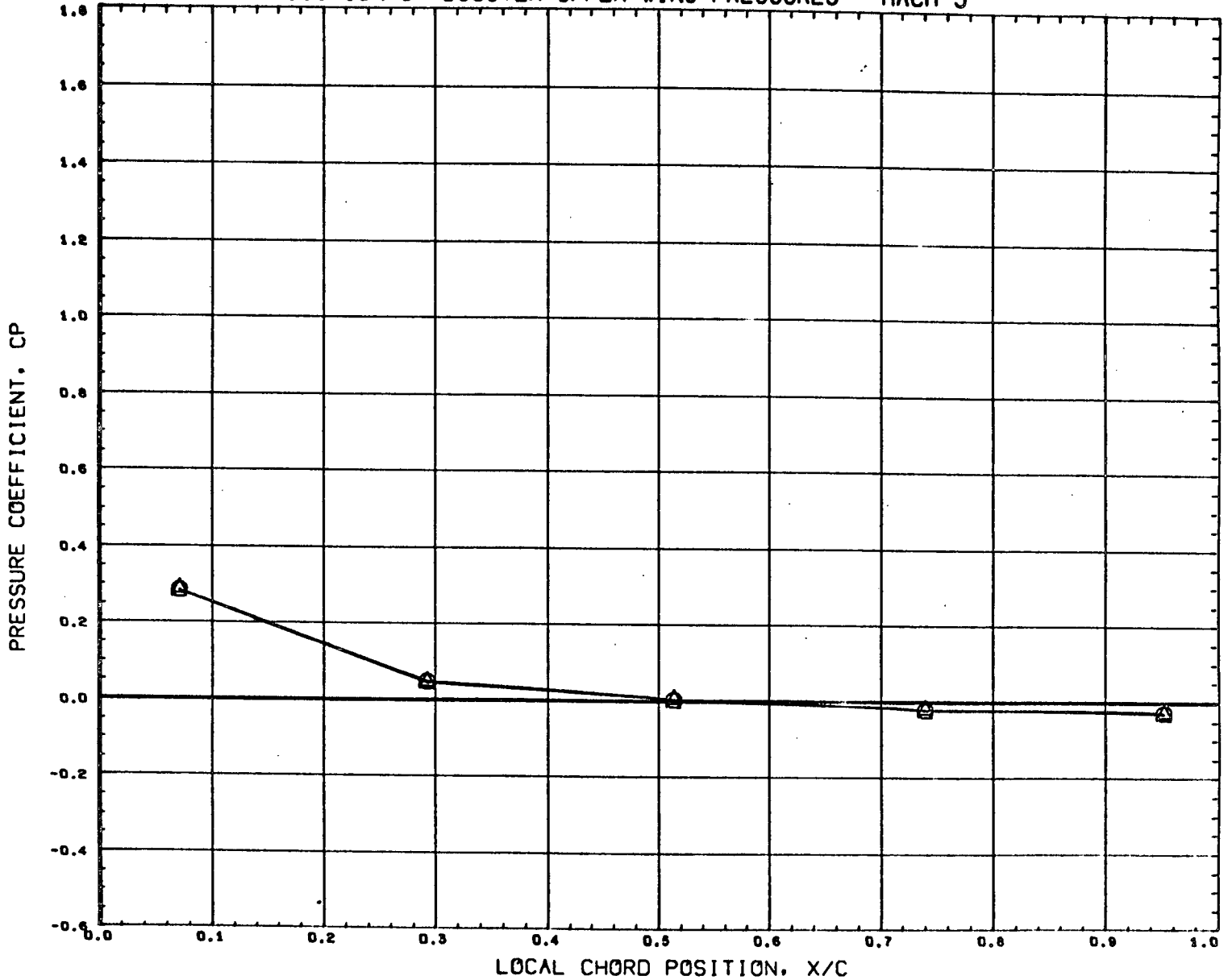
REFERENCE FILE

AEDC VA1163 MDAC BOOSTER (UPPER WING)

•BT8323•

PAGE 339

CHORDWISE DISTRIBUTION OF BOOSTER UPPER WING PRESSURES - MACH 3



SYMBOL	DELTA X	Y/B	DELTA Z
○	0.391	0.773	0.908
△	0.514		

PARAMETRIC VALUES			
BETA	0.000	ALPHAB	0.019
MACH	3.000	ALPHA I	0.000
ORBPOW	0.000	BSTPOW	0.000

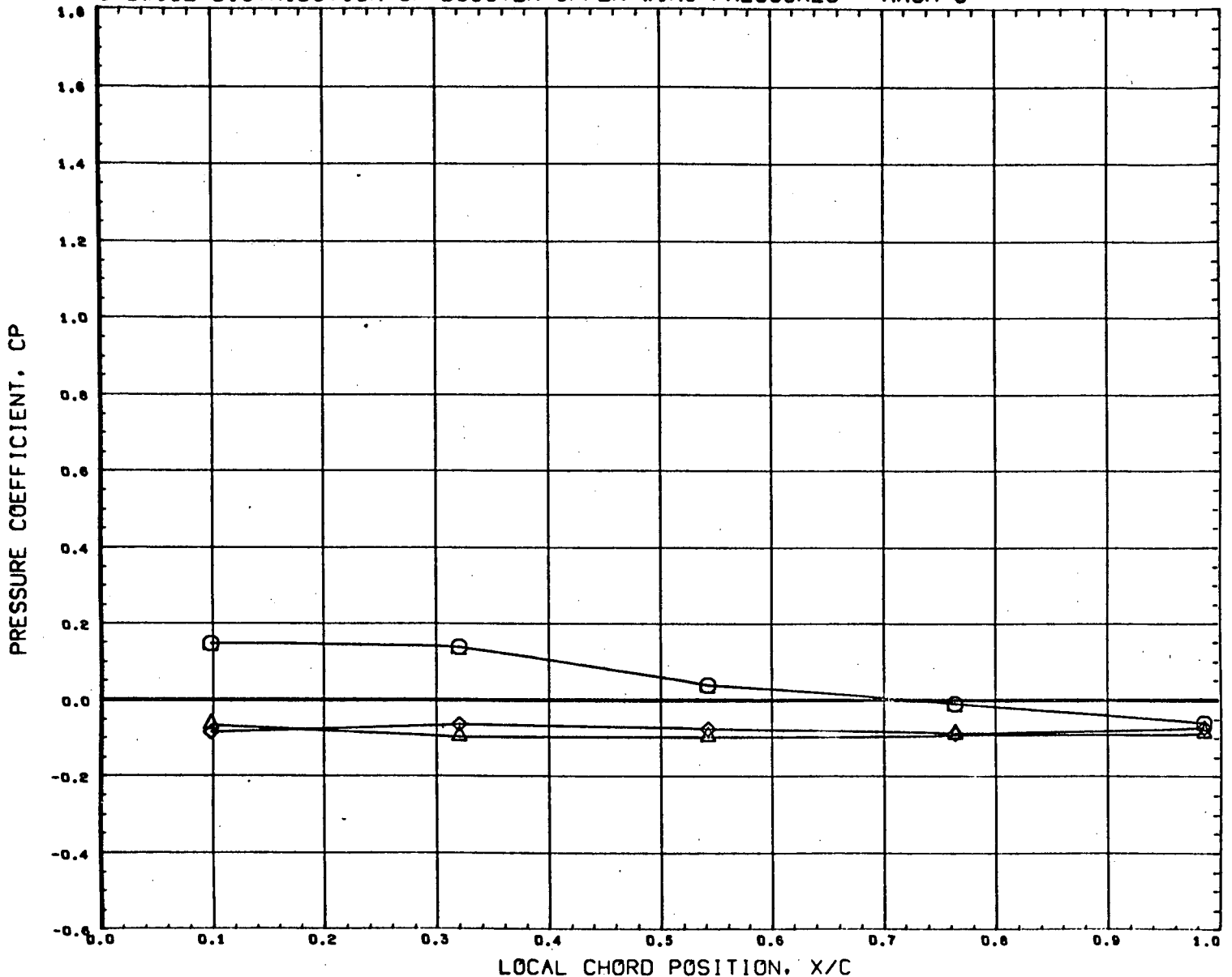
REFERENCE FILE

AEDC VA1163 MDAC BOOSTER (UPPER WING)

•BT8323•

PAGE 340

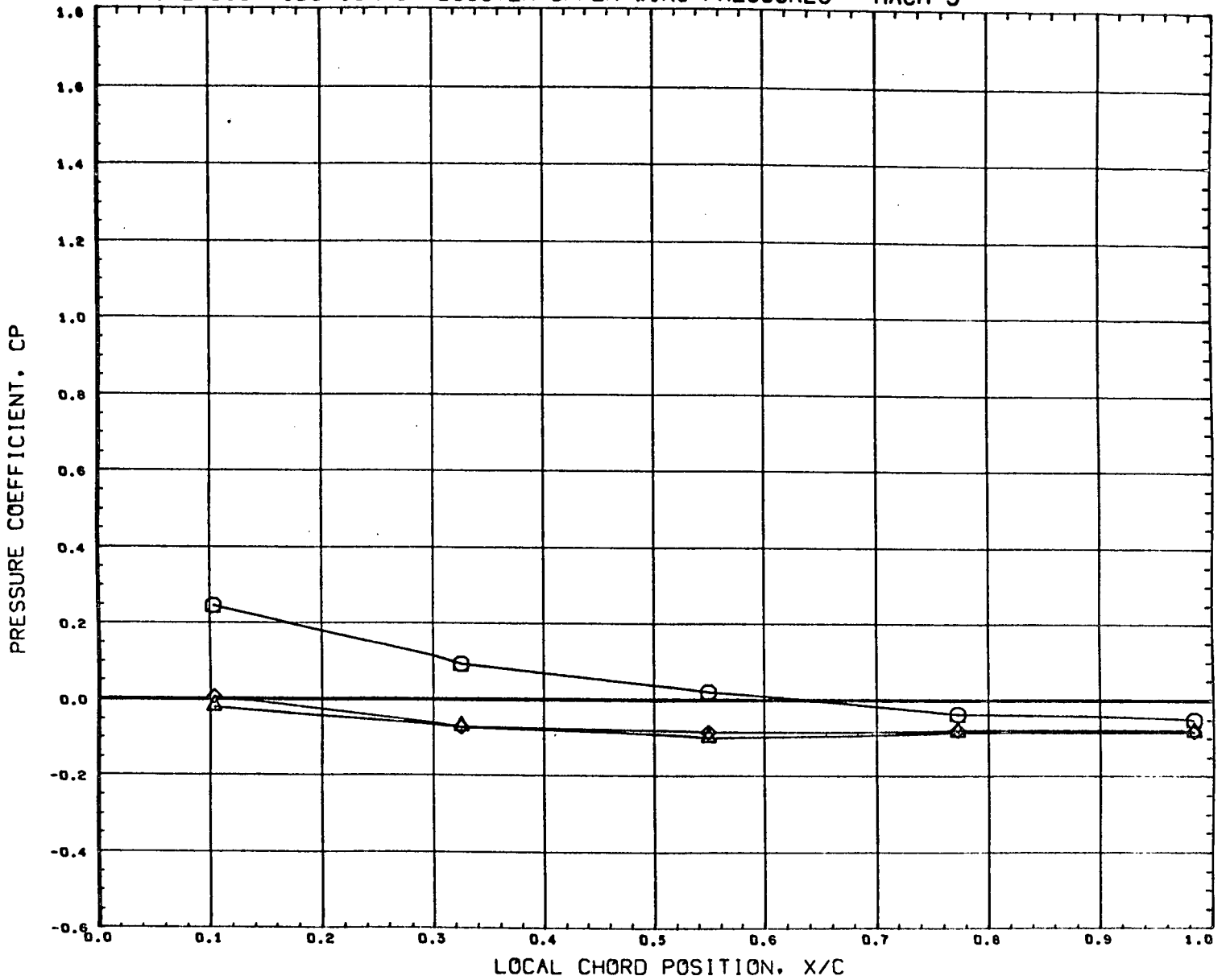
CHORDWISE DISTRIBUTION OF BOOSTER UPPER WING PRESSURES - MACH 3



SYMBOL	DELTA X	Y/B	DELTA Z	PARAMETRIC VALUES			
○	0.143	0.221	0.120	BETA	0.000	ALPHAB	5.020
△	0.103			MACH	3.000	ALPHA I	0.000
◇	0.226			ORBPOW	0.000	BSTPOW	0.000

REFERENCE FILE

CHORDWISE DISTRIBUTION OF BOOSTER UPPER WING PRESSURES - MACH 3



SYMBOL	DELTA X	Y/B	DELTA Z
○	0.143	0.359	0.120
△	0.103		
◇	0.226		

PARAMETRIC VALUES			
BETA	0.000	ALPHAB	5.020
MACH	3.000	ALPHA1	0.000
ORBPOW	0.000	BSTPOW	0.000

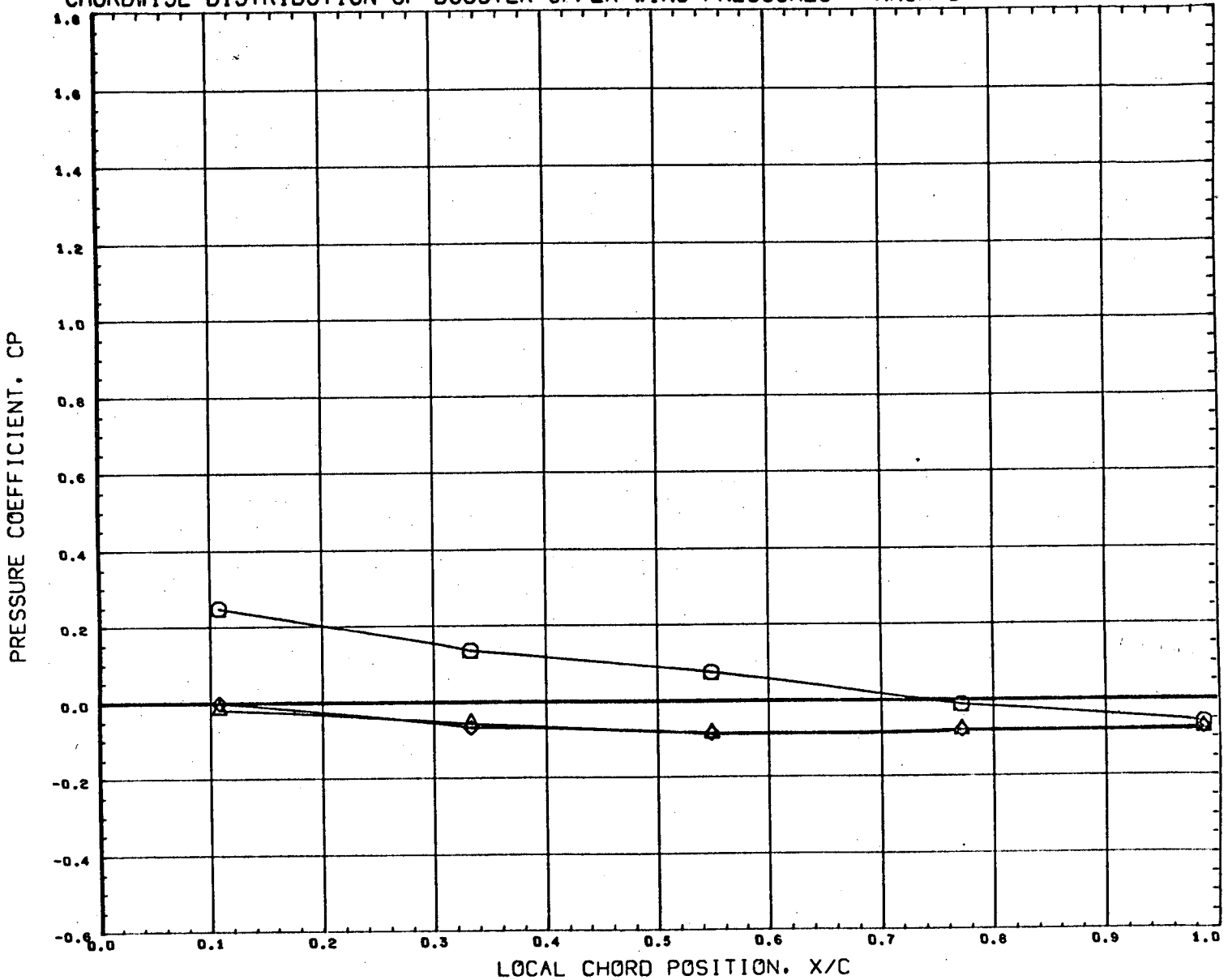
REFERENCE FILE

AEDC VA1163 MDAC BOOSTER (UPPER WING)

•BT8324•

PAGE 342

CHORDWISE DISTRIBUTION OF BOOSTER UPPER WING PRESSURES - MACH 3



SYMBOL	DELTA X	Y/B	DELTA Z
○	0.143	0.497	0.120
△	0.103		
◇	0.226		

PARAMETRIC VALUES			
BETA	0.000	ALPHAB	5.020
MACH	3.000	ALPHA1	0.000
ORBPOW	0.000	BSTPOW	0.000

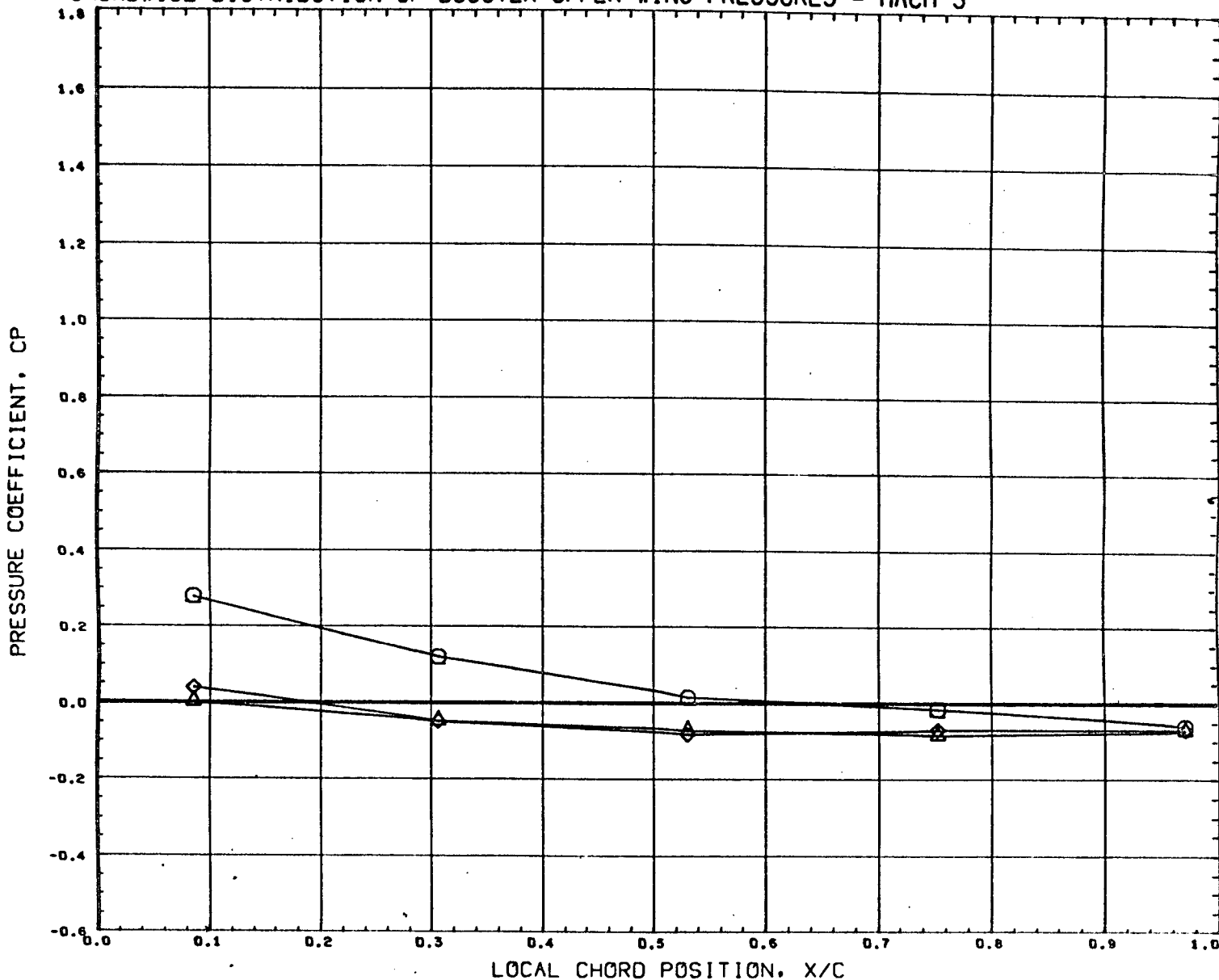
REFERENCE FILE

AEDC VA1163 MDAC BOOSTER (UPPER WING)

•BT8324•

PAGE 343

CHORDWISE DISTRIBUTION OF BOOSTER UPPER WING PRESSURES - MACH 3



SYMBOL	DELTA X	Y/B	DELTA Z
○	0.143	0.635	0.120
△	0.103		
◇	0.226		

PARAMETRIC VALUES			
BETA	0.000	ALPHA B	5.020
MACH	3.000	ALPHA I	0.000
ORBPOW	0.000	BSTPOW	0.000

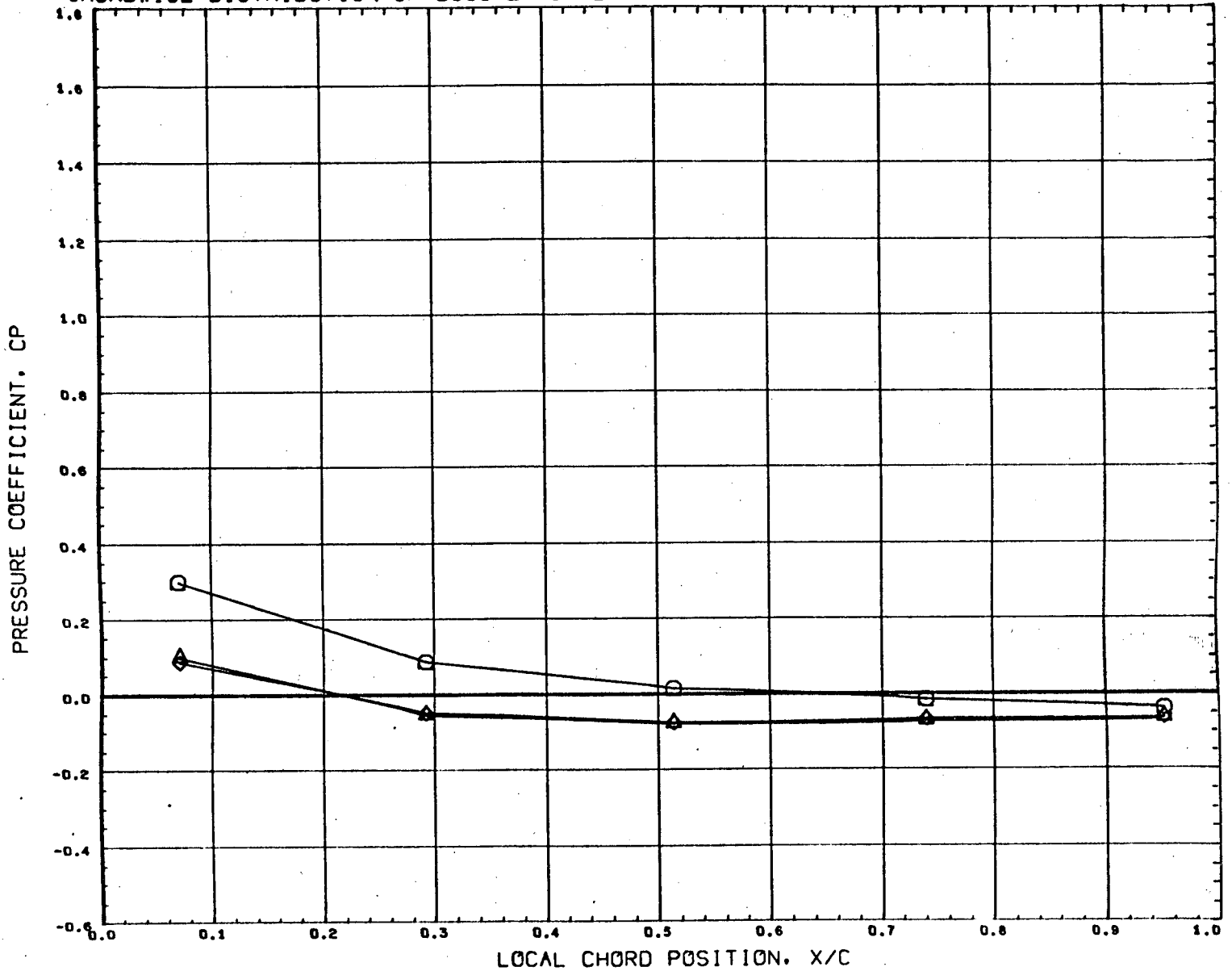
REFERENCE FILE

AEDC VA1163 MDAC BOOSTER (UPPER WING)

•BT8324•

PAGE 344

CHORDWISE DISTRIBUTION OF BOOSTER UPPER WING PRESSURES - MACH 3



SYMBOL	DELTA X	Y/B	DELTA Z
○	0.143	0.773	0.120
△	0.103		
◇	0.226		

PARAMETRIC VALUES			
BETA	0.000	ALPHAB	5.020
MACH	3.000	ALPHA1	0.000
ORBPOW	0.000	BSTPOW	0.000

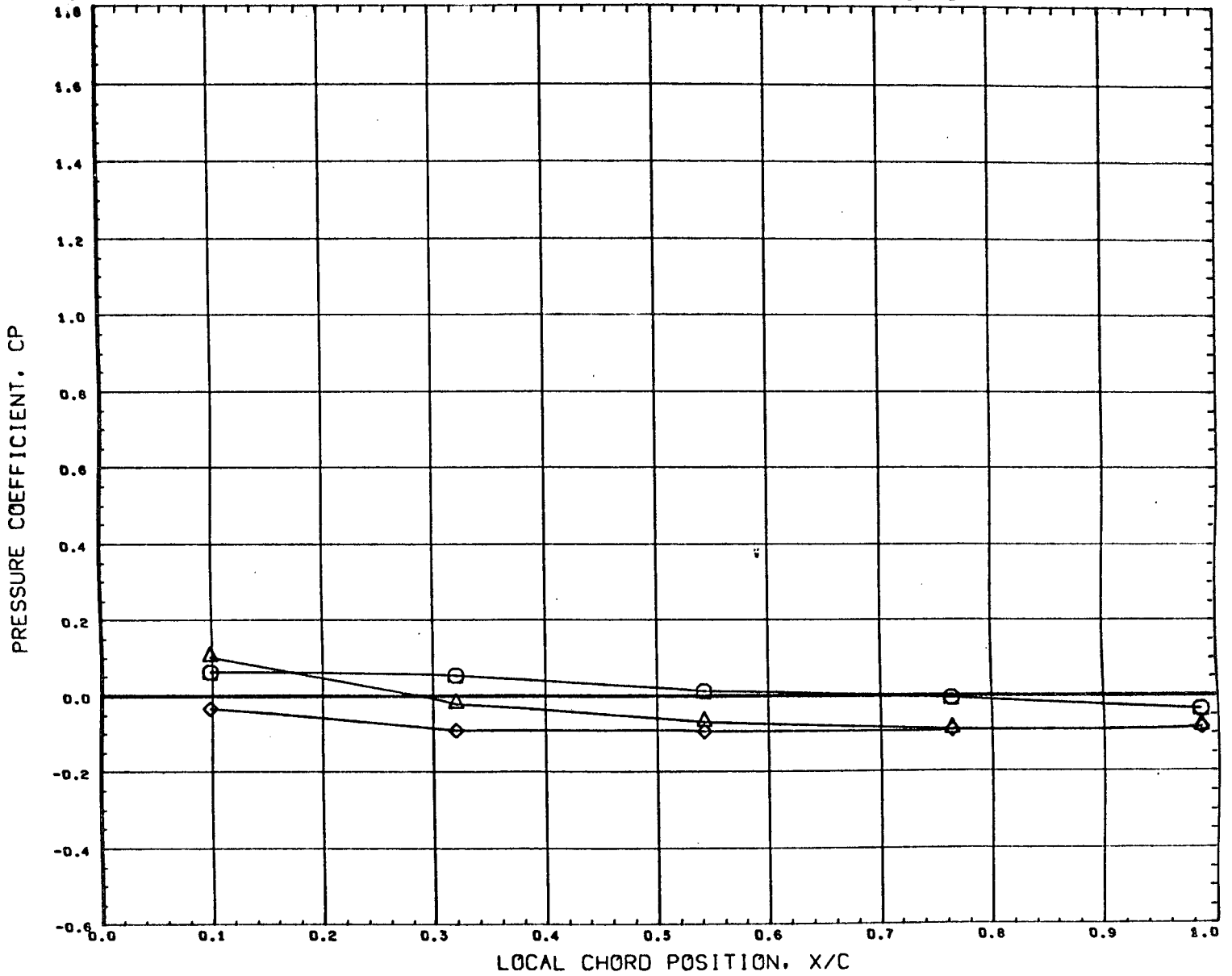
REFERENCE FILE

AEDC VA1163 MDAC BOOSTER (UPPER WING)

•BT8324•

PAGE 345

CHORDWISE DISTRIBUTION OF BOOSTER UPPER WING PRESSURES - MACH 3



SYMBOL	DELTA X	Y/B	DELTA Z
○	0.143	0.221	0.151
△	0.103		
◇	0.227		

PARAMETRIC VALUES			
BETA	0.000	ALPHAB	5.020
MACH	3.000	ALPHA I	0.000
ORBPOW	0.000	BSTPOW	0.000

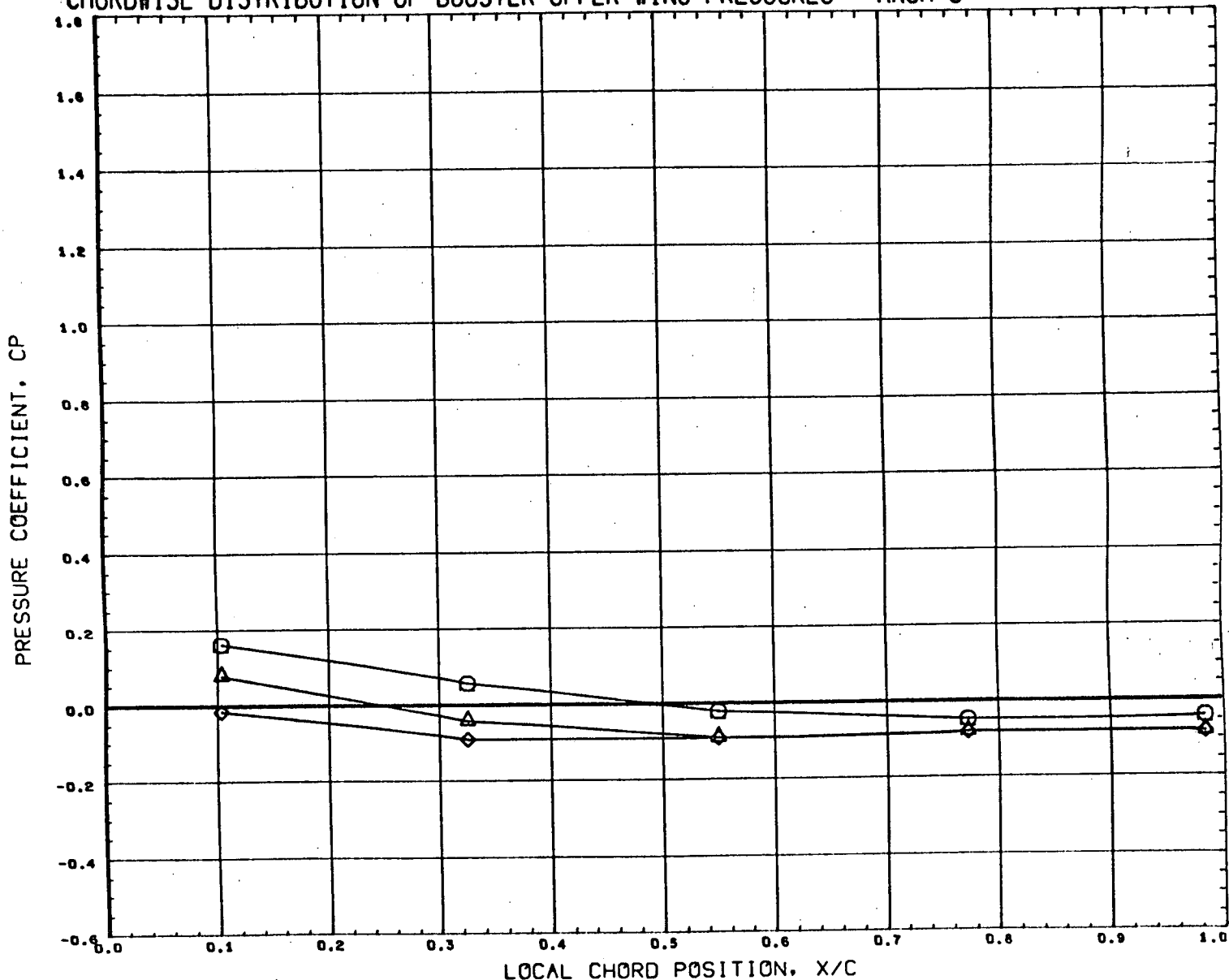
REFERENCE FILE

AEDC VA1163 MDAC BOOSTER (UPPER WING)

•BT8324•

PAGE 346

CHORDWISE DISTRIBUTION OF BOOSTER UPPER WING PRESSURES - MACH 3



SYMBOL	DELTA X	Y/B	DELTA Z
○	0.143	0.359	0.151
△	0.103		
◇	0.227		

PARAMETRIC VALUES			
BETA	0.000	ALPHAD	5.020
MACH	3.000	ALPHA I	0.000
ORBPOW	0.000	BSTPOW	0.000

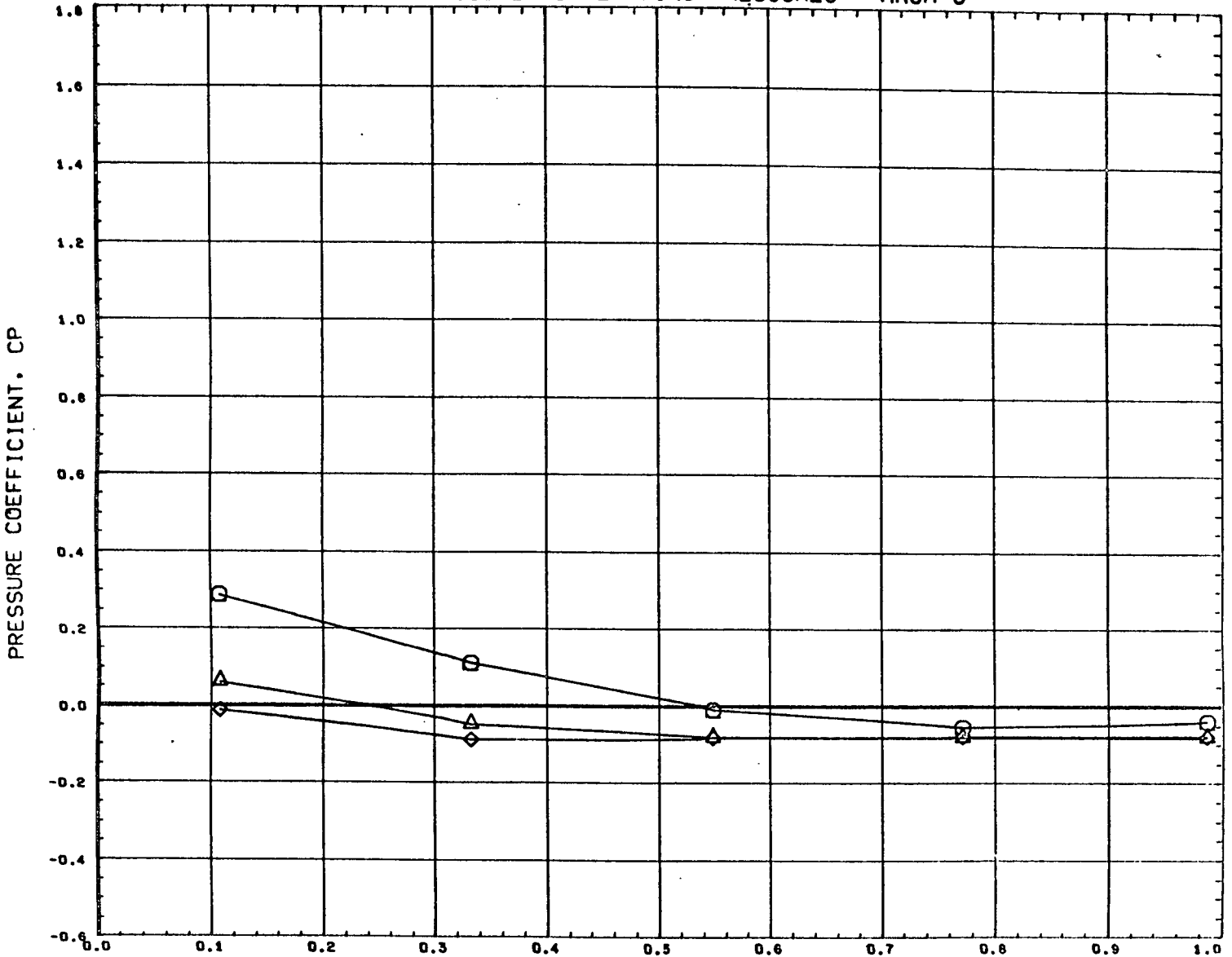
REFERENCE FILE

AEDC VA1163 MDAC BOOSTER (UPPER WING)

•BT8324•

PAGE 347

CHORDWISE DISTRIBUTION OF BOOSTER UPPER WING PRESSURES - MACH 3

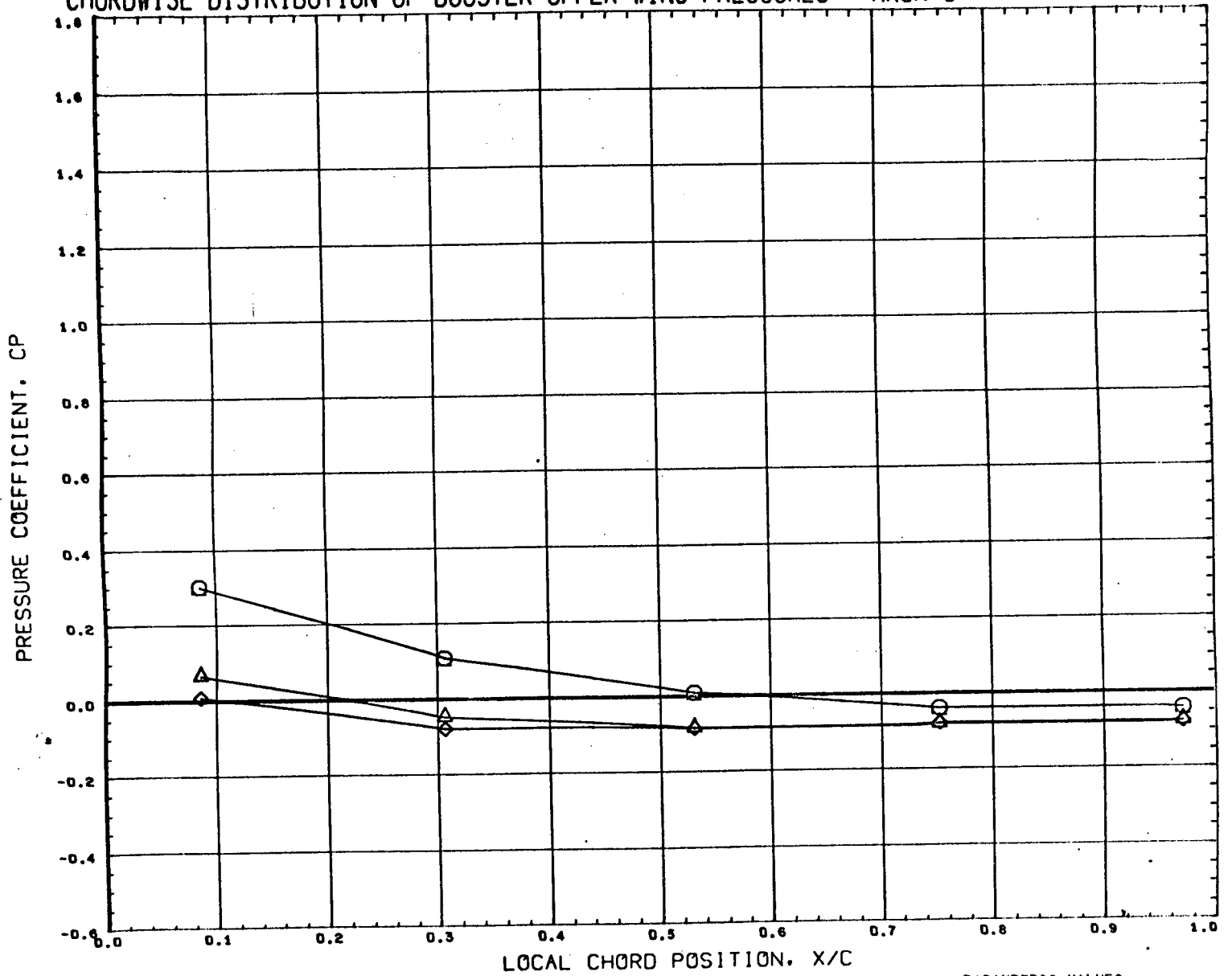


SYMBOL	DELTA X	Y/B	DELTA Z
○	0.143	0.497	0.151
△	0.103		
◇	0.227		

PARAMETRIC VALUES			
BETA	0.000	ALPHA _{DB}	3.020
MACH	3.000	ALPHA _I	0.000
ORBPOW	0.000	BSTPOW	0.000

REFERENCE FILE

CHORDWISE DISTRIBUTION OF BOOSTER UPPER WING PRESSURES - MACH 3



SYMBOL	DELTA X	Y/B	DELTA Z
○	0.143	0.635	0.151
△	0.103		
◇	0.227		

PARAMETRIC VALUES			
BETA	0.000	ALPHAB	5.020
MACH	3.000	ALPHA1	0.000
ORBPOW	0.000	BSTPOW	0.000

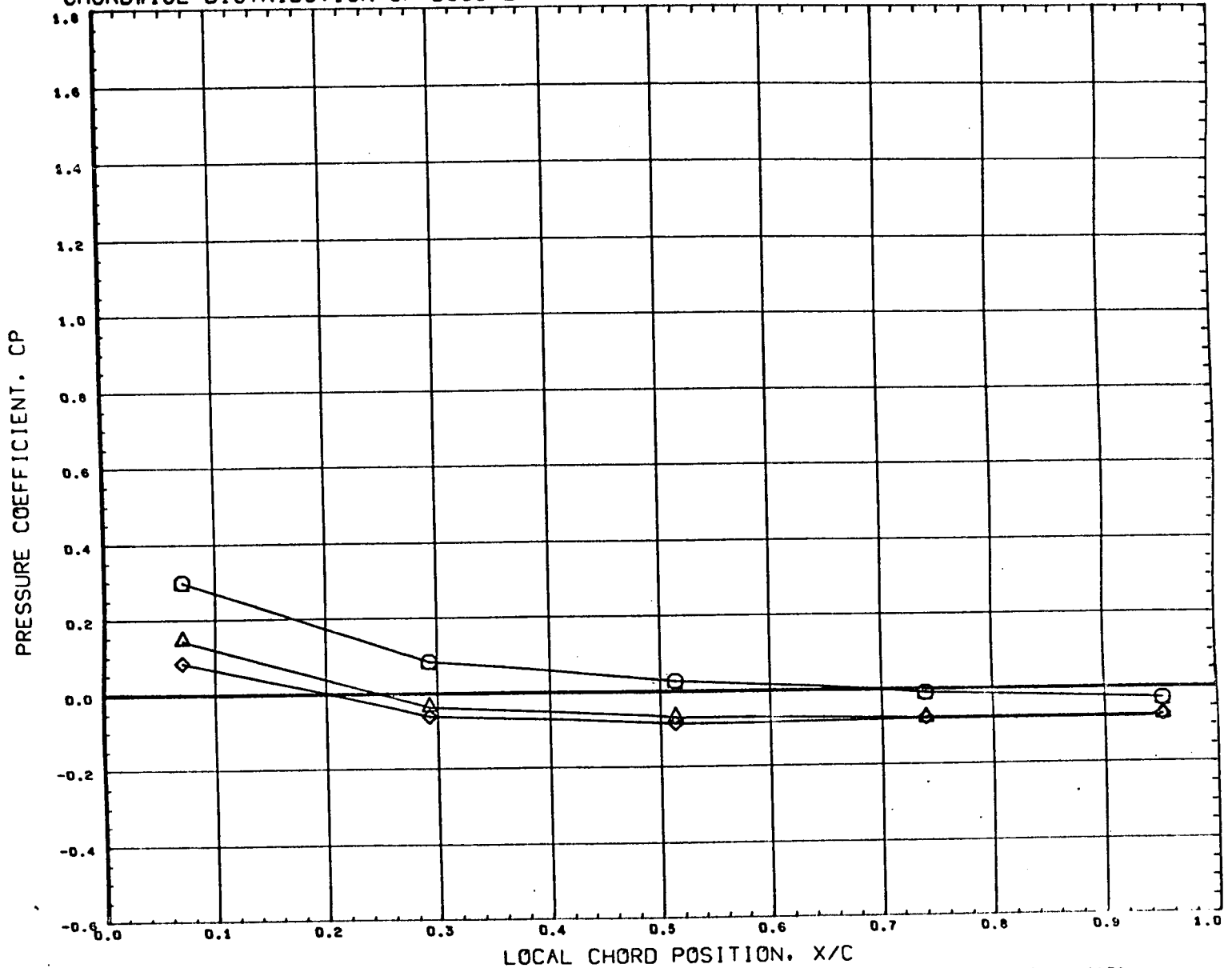
REFERENCE FILE

AEDC VA1163 MDAC BOOSTER (UPPER WING)

•BT8324•

PAGE 349

CHORDWISE DISTRIBUTION OF BOOSTER UPPER WING PRESSURES - MACH 3



SYMBOL	DELTA X	Y/B	DELTA Z
○	0.143	0.773	0.151
△	0.103		
◇	0.227		

PARAMETRIC VALUES			
BETA	0.000	ALPHAB	5.020
MACH	3.000	ALPHAI	0.000
ORBPOW	0.000	BSTPOW	0.000

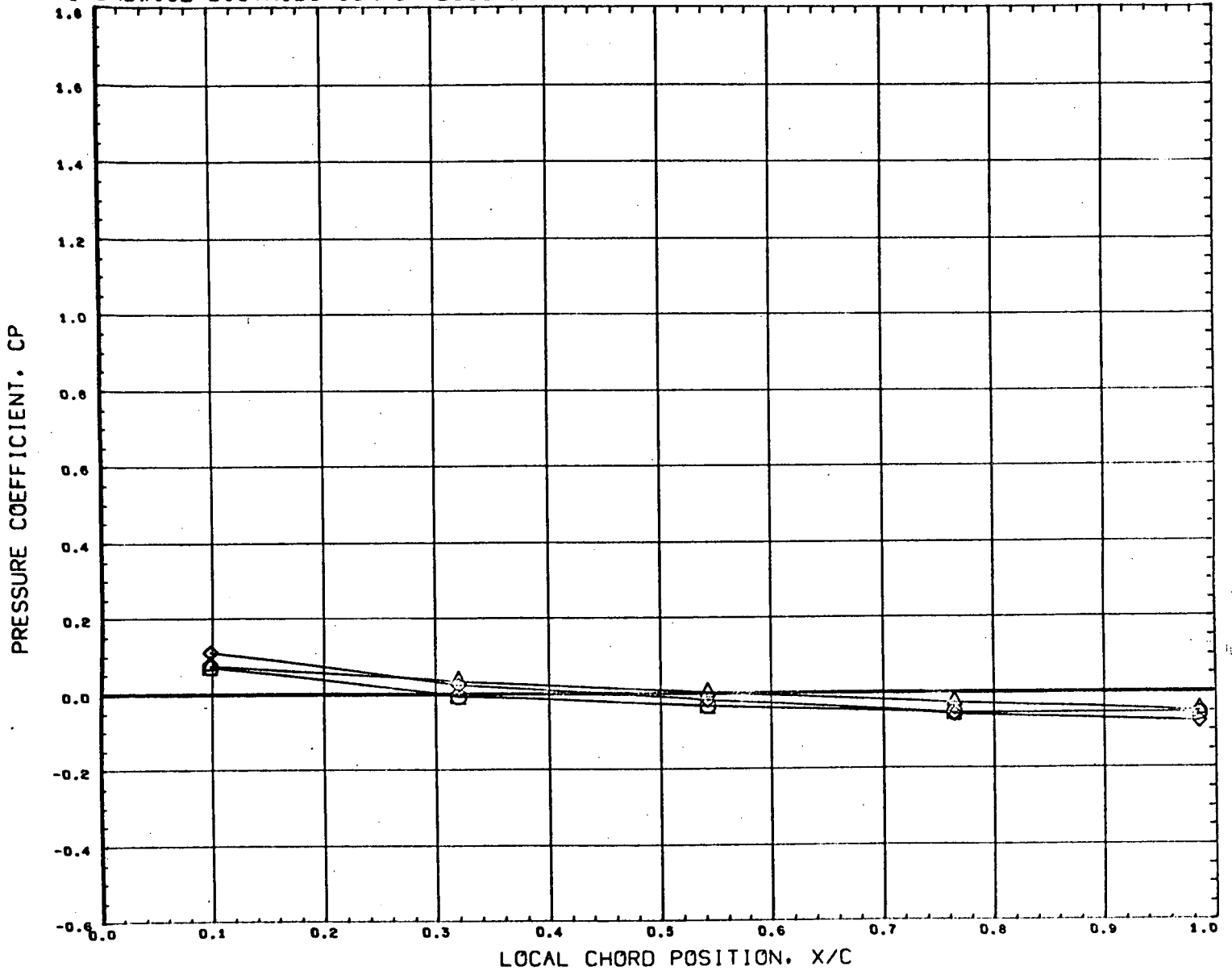
REFERENCE FILE

AEQC VA1163 MDAC BOOSTER (UPPER WING)

•BT8324•

PAGE 350

CHORDWISE DISTRIBUTION OF BOOSTER UPPER WING PRESSURES - MACH 3



SYMBOL	DELTA X	Y/B	DELTA Z
□	0.143	0.221	0.228
△	0.103		
◇	0.228		

PARAMETRIC VALUES			
BETA	0.000	ALPHA B	5.020
MACH	3.000	ALPHA I	0.000
ORBPOW	0.000	BSTPOW	0.000

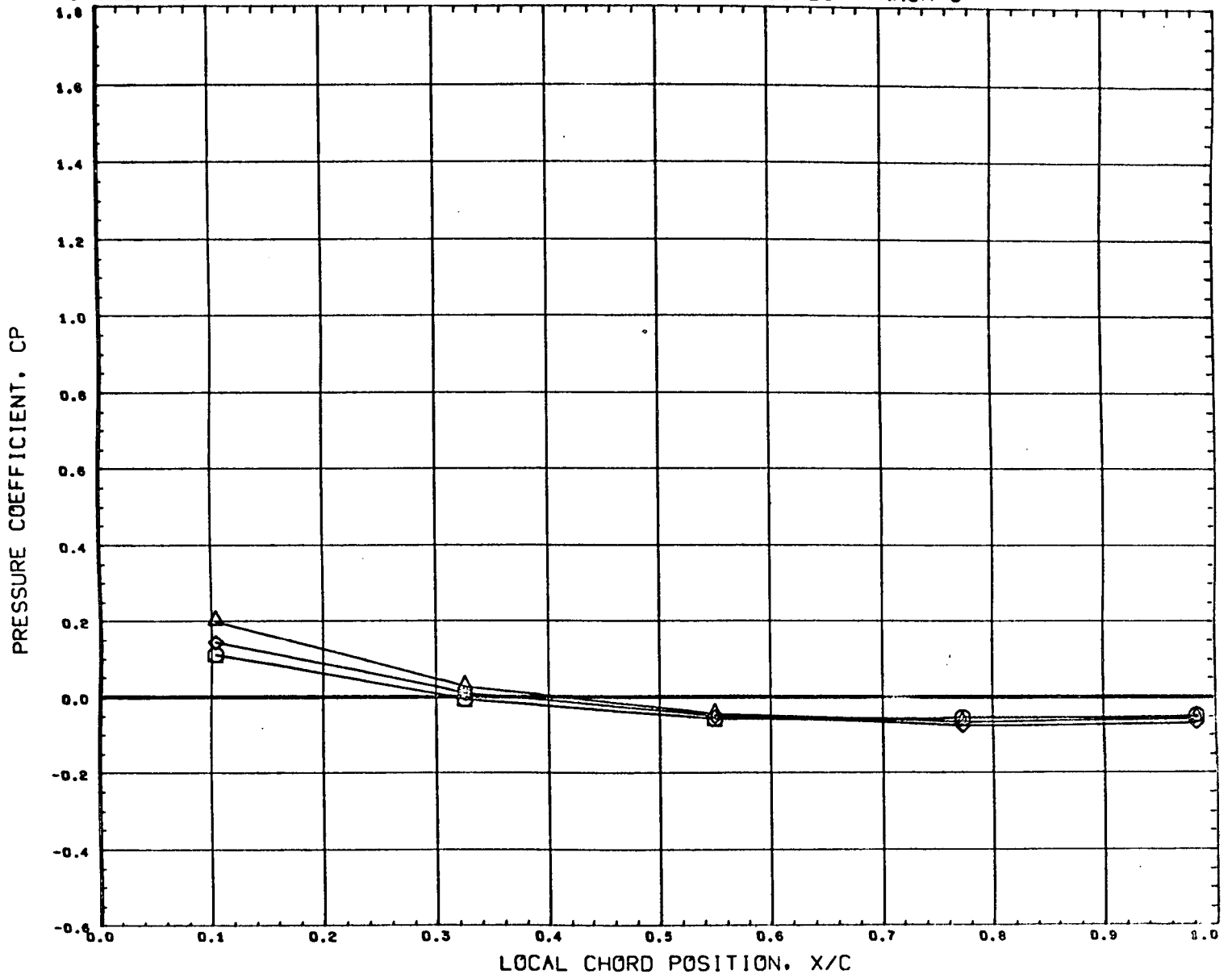
REFERENCE FILE

AEDC VA1163 MDAC BOOSTER (UPPER WING)

•BT8324•

PAGE 351

CHORDWISE DISTRIBUTION OF BOOSTER UPPER WING PRESSURES - MACH 3



SYMBOL	DELTA X	Y/B	DELTA Z
○	0.143	0.359	0.228
△	0.103		
◇	0.228		

PARAMETRIC VALUES			
BETA	0.000	ALPHA _B	5.020
MACH	3.000	ALPHA _I	0.000
ORBPOW	0.000	BSTPOW	0.000

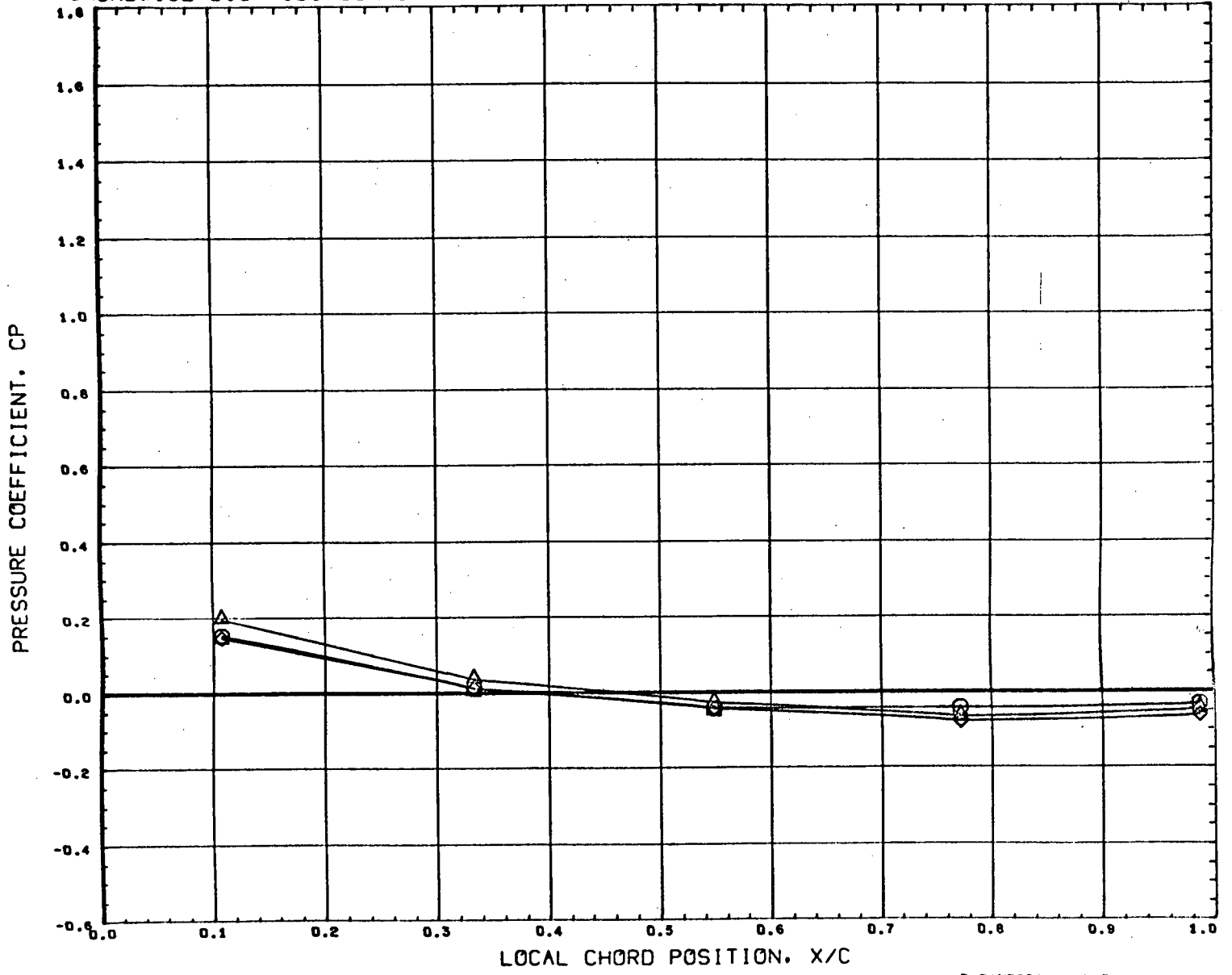
REFERENCE FILE

AEDC VA1163 MDAC BOOSTER (UPPER WING)

•BT8324•

PAGE 352

CHORDWISE DISTRIBUTION OF BOOSTER UPPER WING PRESSURES - MACH 3



SYMBOL	DELTA X	Y/B	DELTA Z
○	0.143	0.497	0.228
△	0.103		
◇	0.228		

PARAMETRIC VALUES			
BETA	0.000	ALPHAB	5.020
MACH	3.000	ALPHA I	0.000
ORBPOW	0.000	BSTPOW	0.000

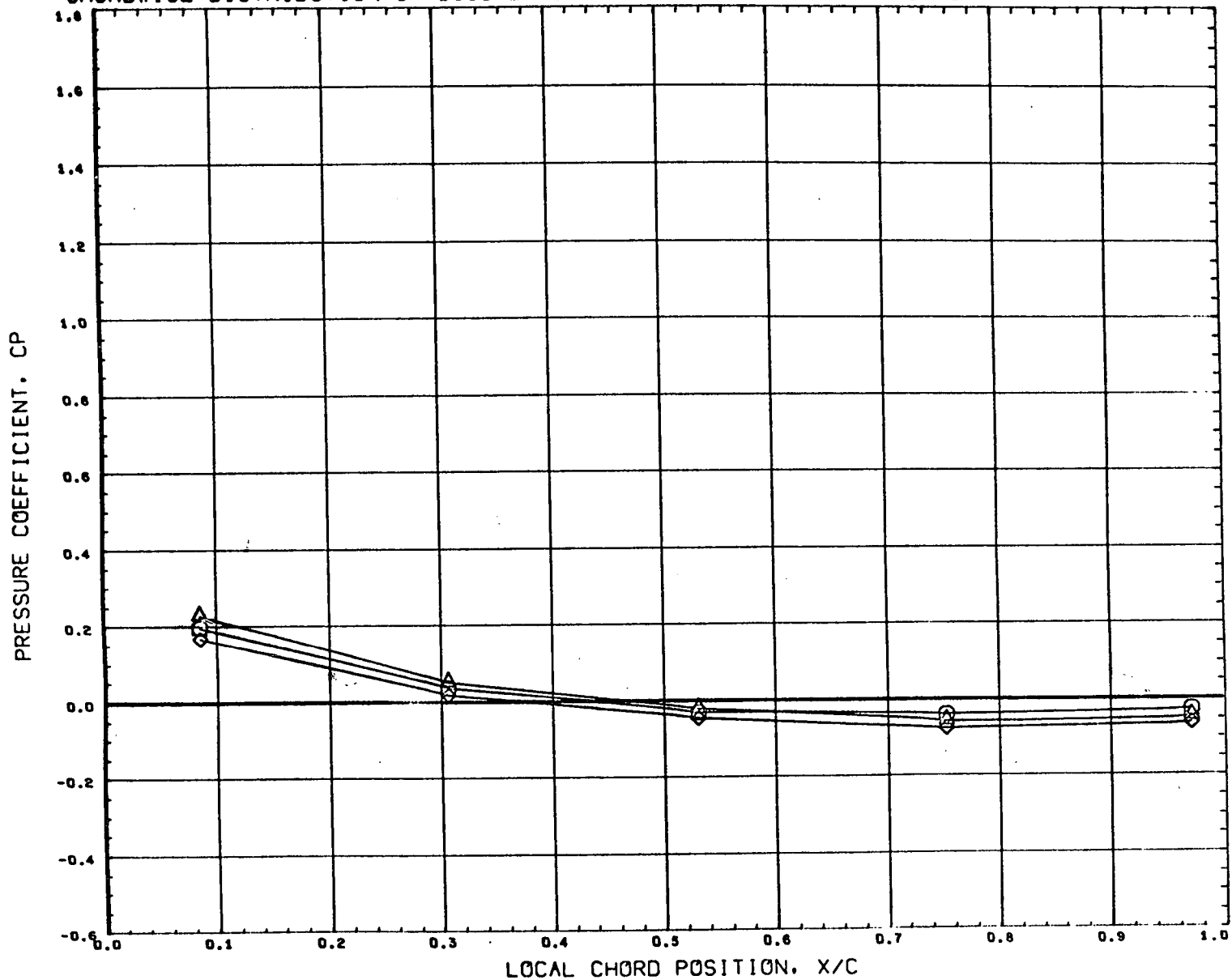
REFERENCE FILE

AEDC VA1163 MDAC BOOSTER (UPPER WING)

•BT8324•

PAGE 353

CHORDWISE DISTRIBUTION OF BOOSTER UPPER WING PRESSURES - MACH 3



SYMBOL	DELTA X	Y/B	DELTA Z
○	0.143	0.635	0.228
△	0.103		
◇	0.228		

PARAMETRIC VALUES			
BETA	0.000	ALPHAB	5.020
MACH	3.000	ALPHA1	0.000
ORBPOW	0.000	BSTPOW	0.000

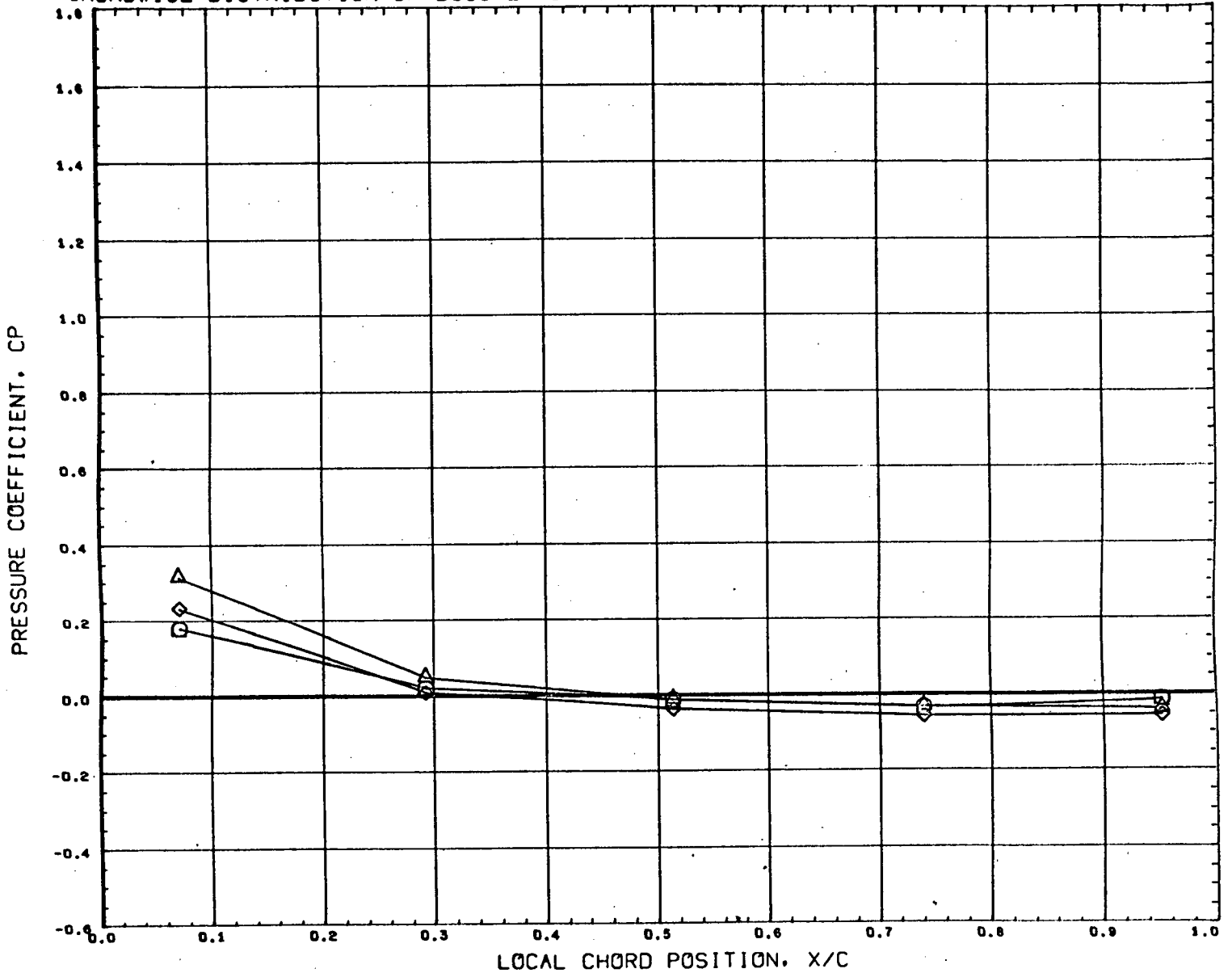
REFERENCE FILE

AEDC VA1163 MDAC BOOSTER (UPPER WING)

•BT8324•

PAGE 354

CHORDWISE DISTRIBUTION OF BOOSTER UPPER WING PRESSURES - MACH 3



SYMBOL	DELTA X	Y/B	DELTA Z
○	0.143	0.773	0.228
△	0.103		
◇	0.228		

PARAMETRIC VALUES			
BETA	0.000	ALPHAB	5.020
MACH	3.000	ALPHA I	0.000
ORBPOW	0.000	BSTPOW	0.000

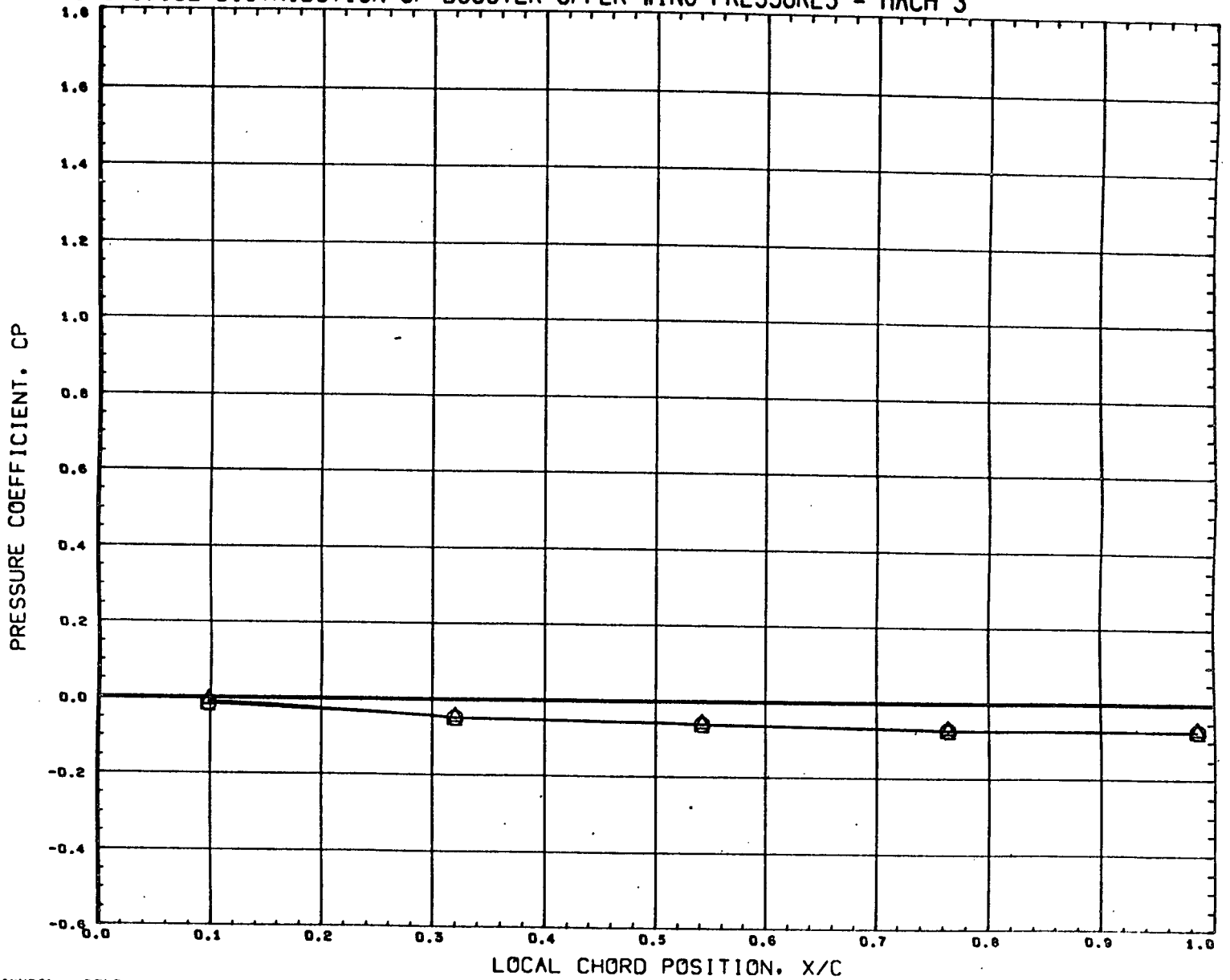
REFERENCE FILE

AEDC VA1163 MDAC BOOSTER (UPPER WING)

•BT8324•

PAGE 355

CHORDWISE DISTRIBUTION OF BOOSTER UPPER WING PRESSURES - MACH 3



SYMBOL	DELTA X	Y/B	DELTA Z
○	0.390	0.221	0.908
△	0.511		

PARAMETRIC VALUES			
BETA	0.000	ALPHAB	3.020
MACH	3.000	ALPHA I	0.000
ORBPOW	0.000	BSTPOW	0.000

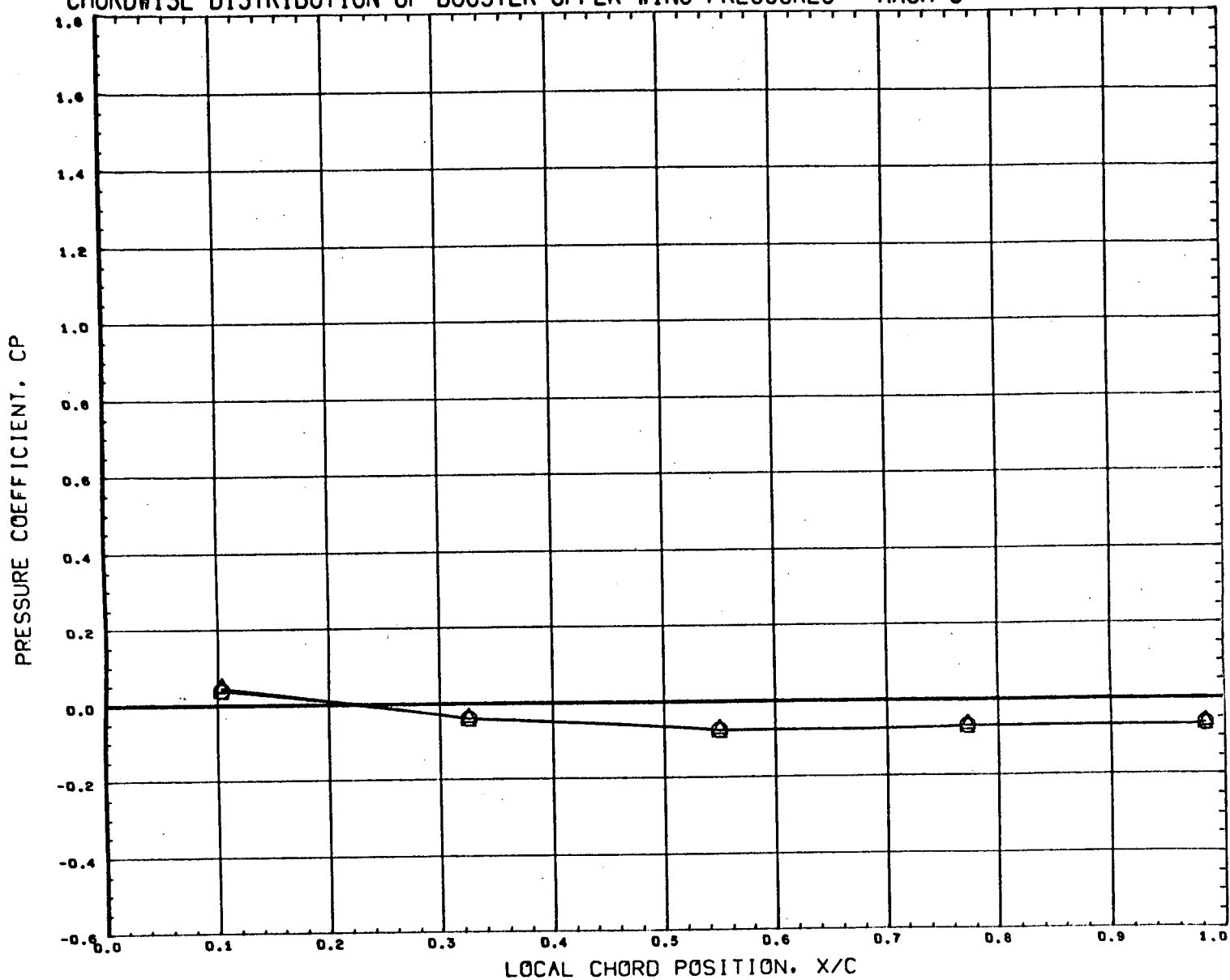
REFERENCE FILE

AEDC VA1163 MDAC BOOSTER (UPPER WING)

•BT8324•

PAGE 356

CHORDWISE DISTRIBUTION OF BOOSTER UPPER WING PRESSURES - MACH 3



SYMBOL	DELTA X	Y/B	DELTA Z
○	0.390	0.359	0.908
△	0.511		

PARAMETRIC VALUES			
BETA	0.000	ALPHA	5.020
MACH	3.000	ALPHA I	0.000
ORBPOW	0.000	BSTPOW	0.000

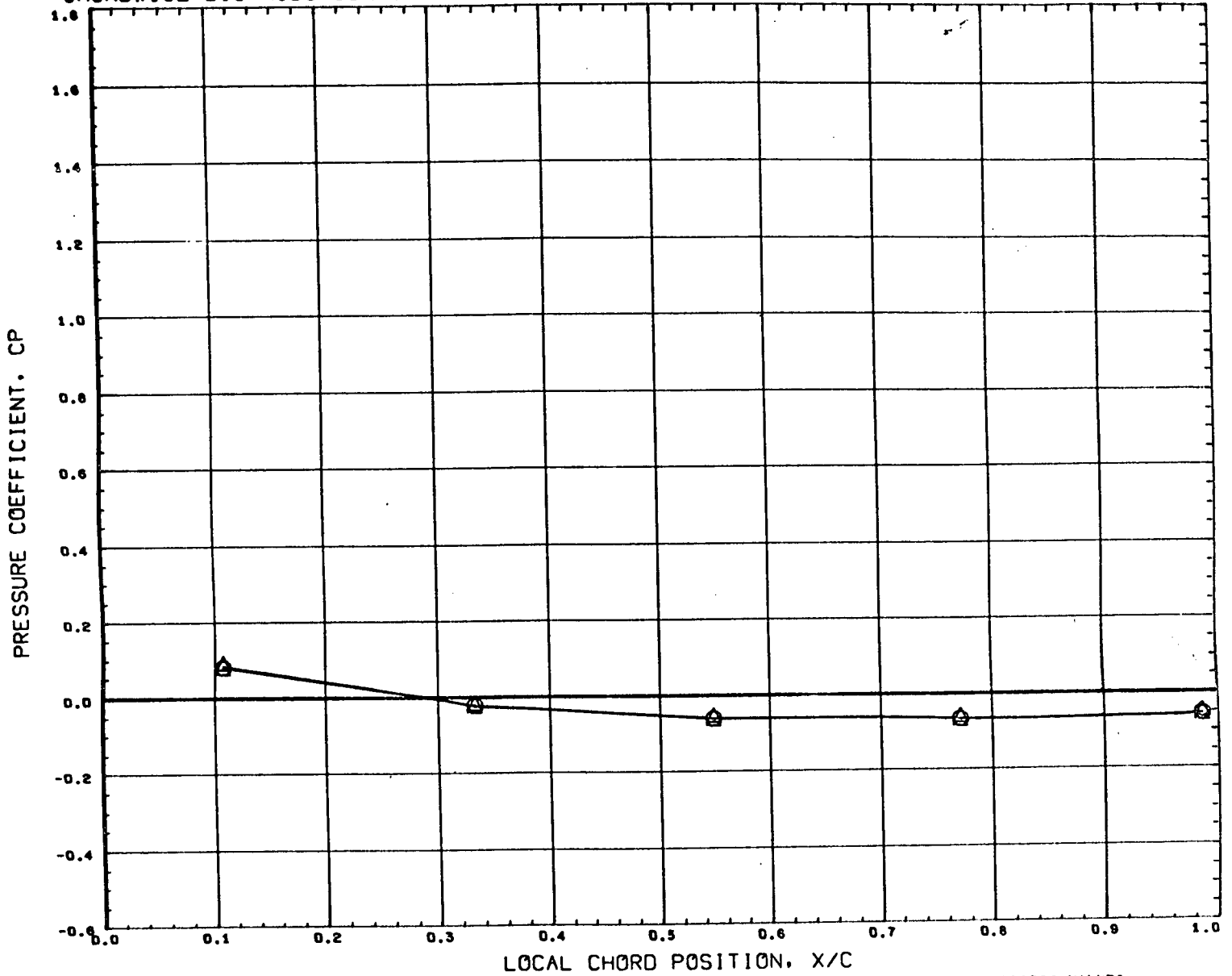
REFERENCE FILE

AEDC VA1163 MDAC BOOSTER (UPPER WING)

•BT8324•

PAGE 357

CHORDWISE DISTRIBUTION OF BOOSTER UPPER WING PRESSURES - MACH 3



SYMBOL	DELTAX	Y/B	DELTAZ
○	0.390	0.497	0.908
△	0.511		

PARAMETRIC VALUES			
BETA	0.000	ALPHAB	5.020
MACH	3.000	ALPHA1	0.000
ORBPOW	0.000	BSTPOW	0.000

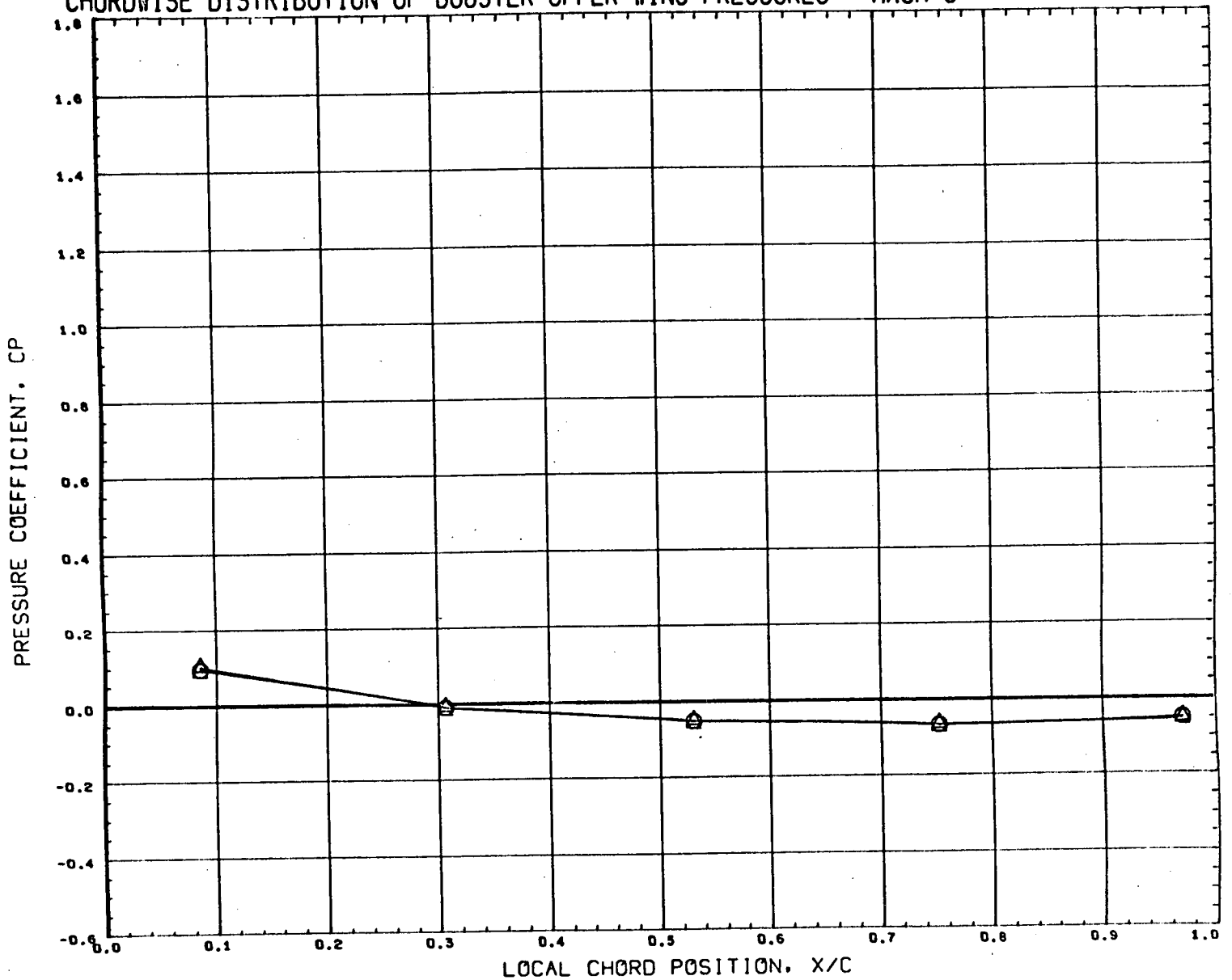
REFERENCE FILE

AEDC VA1163 MDAC BOOSTER (UPPER WING)

•BT8324•

PAGE 358

CHORDWISE DISTRIBUTION OF BOOSTER UPPER WING PRESSURES - MACH 3



SYMBOL	DELTA X	Y/B	DELTA Z
○	0.390	0.635	0.908
△	0.511		

PARAMETRIC VALUES			
BETA	0.000	ALPHAB	5.020
MACH	3.000	ALPHA1	0.000
ORBPOW	0.000	BSTPOW	0.000

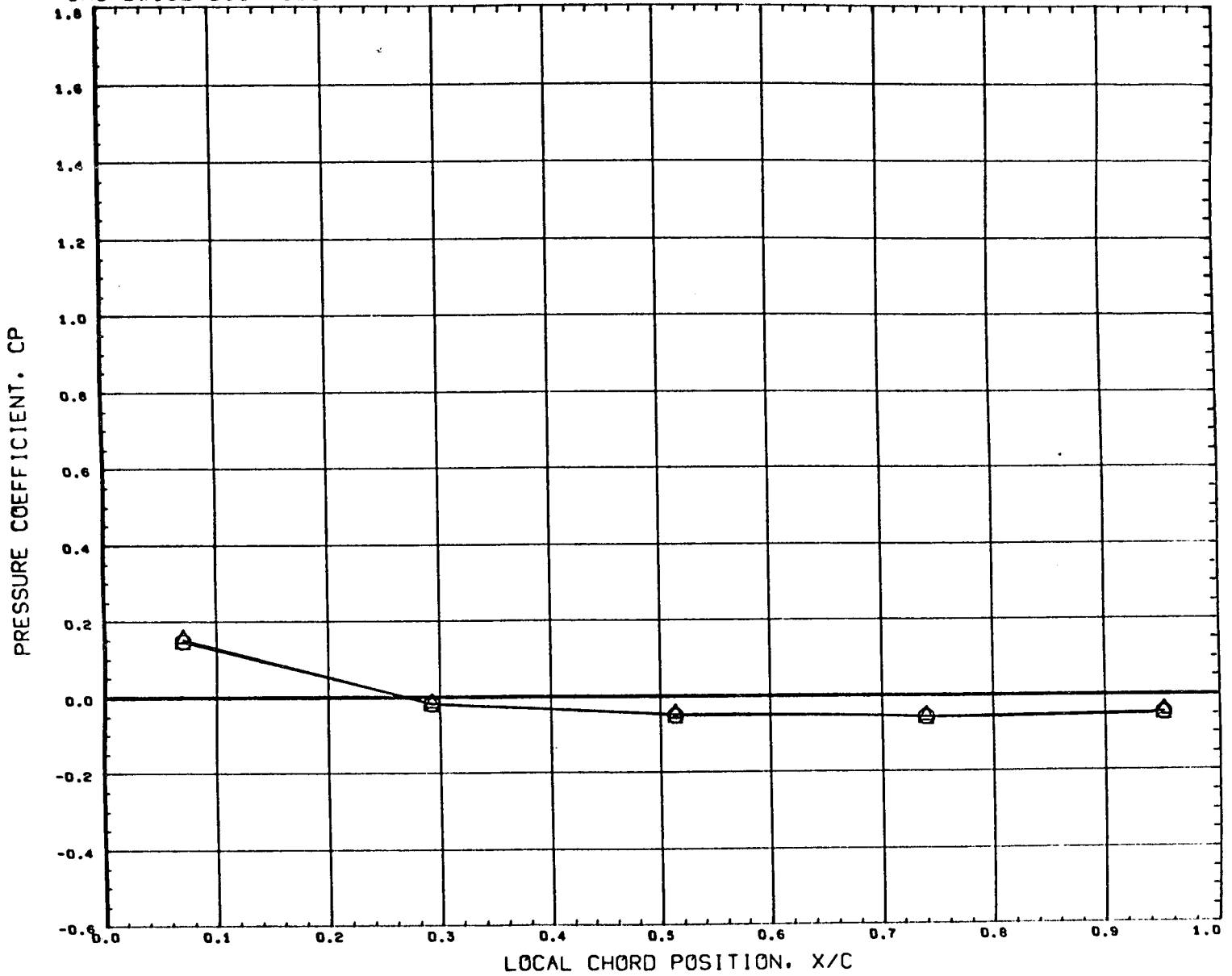
REFERENCE FILE

AEDC VA1163 MDAC BOOSTER (UPPER WING)

•BT8324•

PAGE 359

CHORDWISE DISTRIBUTION OF BOOSTER UPPER WING PRESSURES - MACH 3



SYMBOL	DELTA X	Y/B	DELTA Z
○	0.390	0.773	0.908
△	0.511		

PARAMETRIC VALUES			
BETA	0.000	ALPHAB	5.020
MACH	3.000	ALPHA1	0.000
ORBPOW	0.000	BSTPOW	0.000

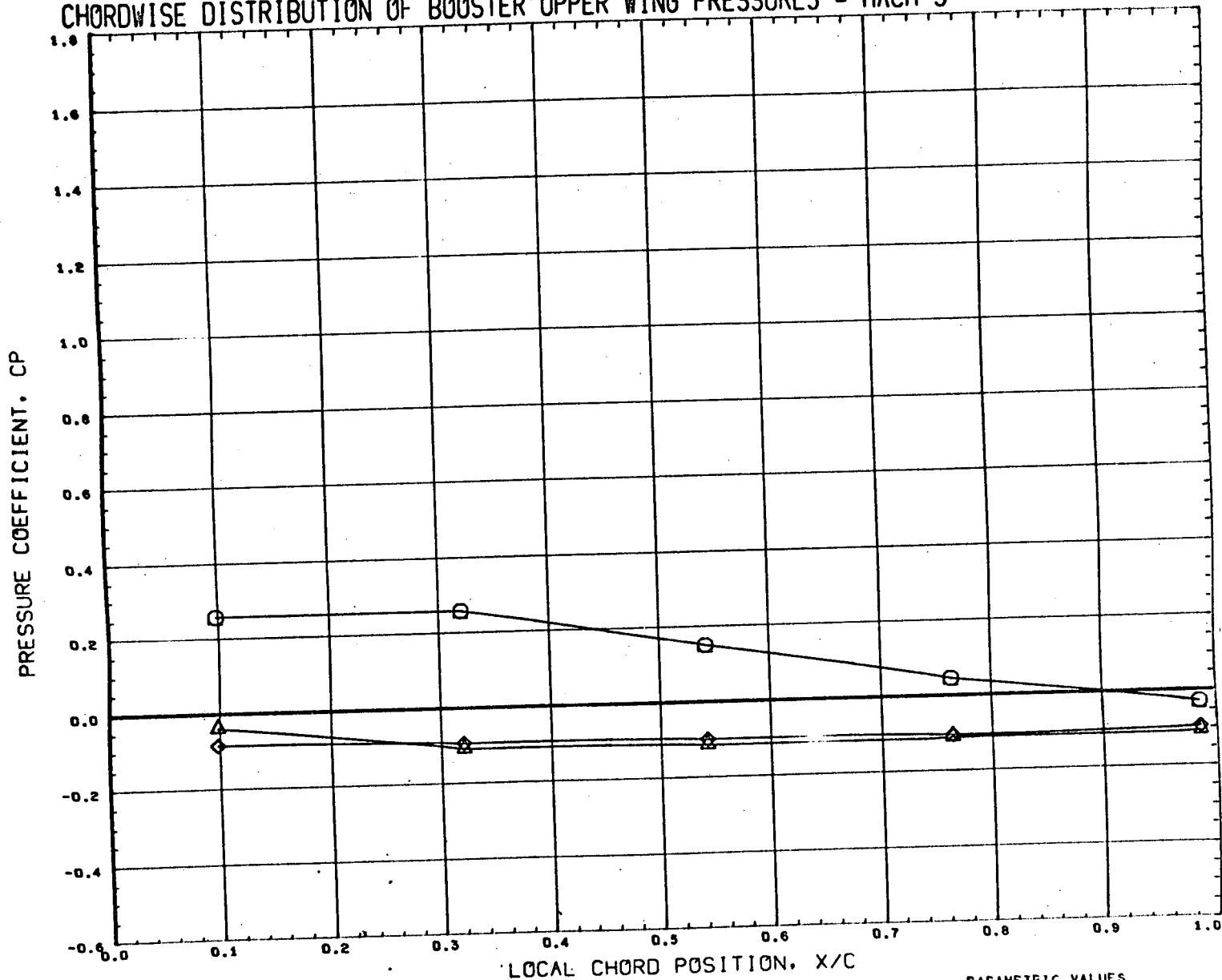
REFERENCE FILE

AEDC VA1163 MDAC BOOSTER (UPPER WING)

•BT8324•

PAGE 360

CHORDWISE DISTRIBUTION OF BOOSTER UPPER WING PRESSURES - MACH 3



SYMBOL	DELTA X	Y/B	DELTA Z
○	0.143	0.221	0.120
△	0.101		
◇	0.226		

PARAMETRIC VALUES			
BETA	0.000	ALPHAB	10.004
MACH	3.000	ALPHA1	0.000
ORBPOW	0.000	BSTPOW	0.000

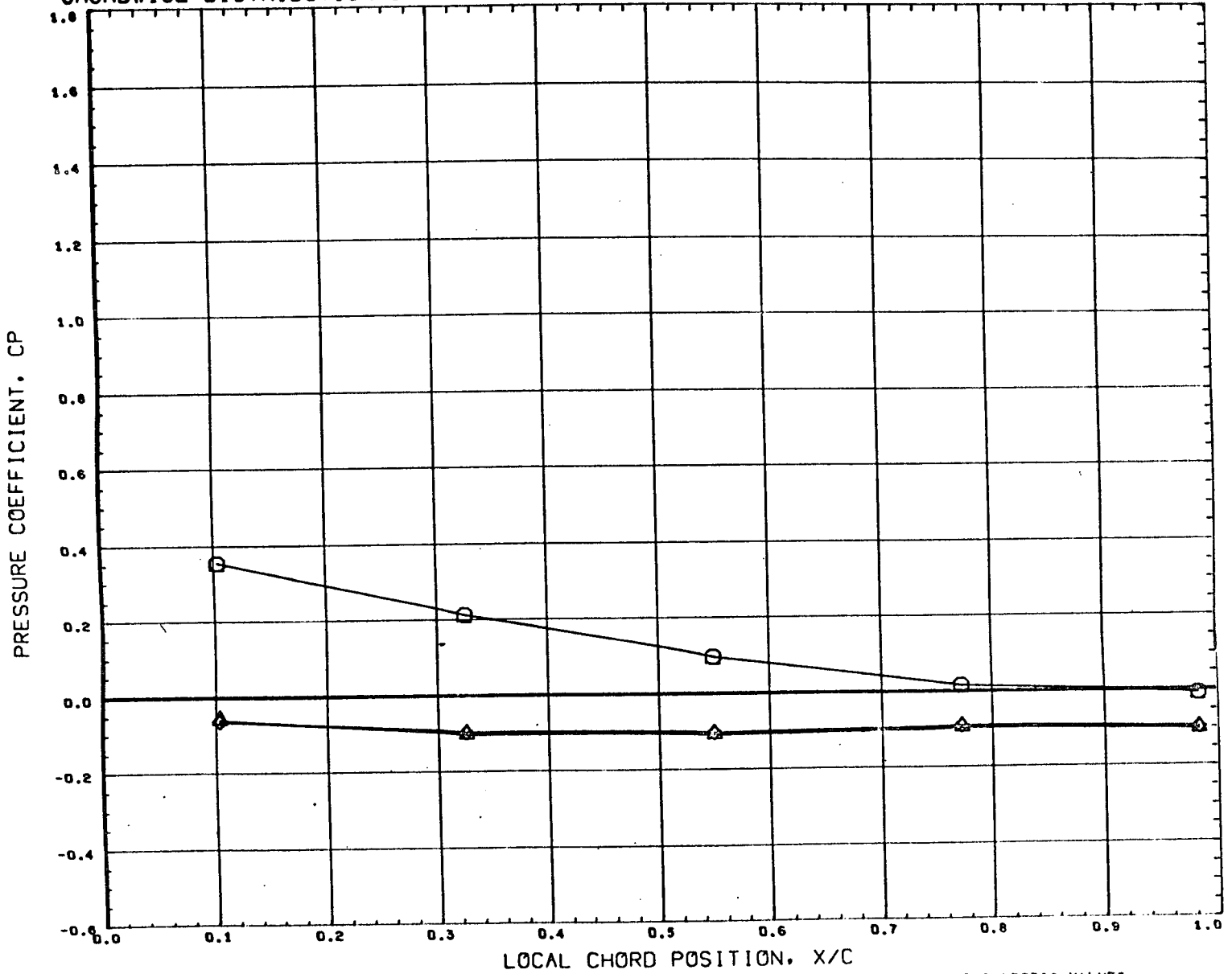
REFERENCE FILE

AEDC VA1163 MDAC BOOSTER (UPPER WING)

•BT8325•

PAGE 361

CHORDWISE DISTRIBUTION OF BOOSTER UPPER WING PRESSURES - MACH 3



SYMBOL	DELTA X	Y/B	DELTA Z
○	0.143	0.359	0.120
△	0.101		
◇	0.226		

PARAMETRIC VALUES			
BETA	0.000	ALPHA _B	10.004
MACH	3.000	ALPHA _I	0.000
ORBPOW	0.000	BSTPCW	0.000

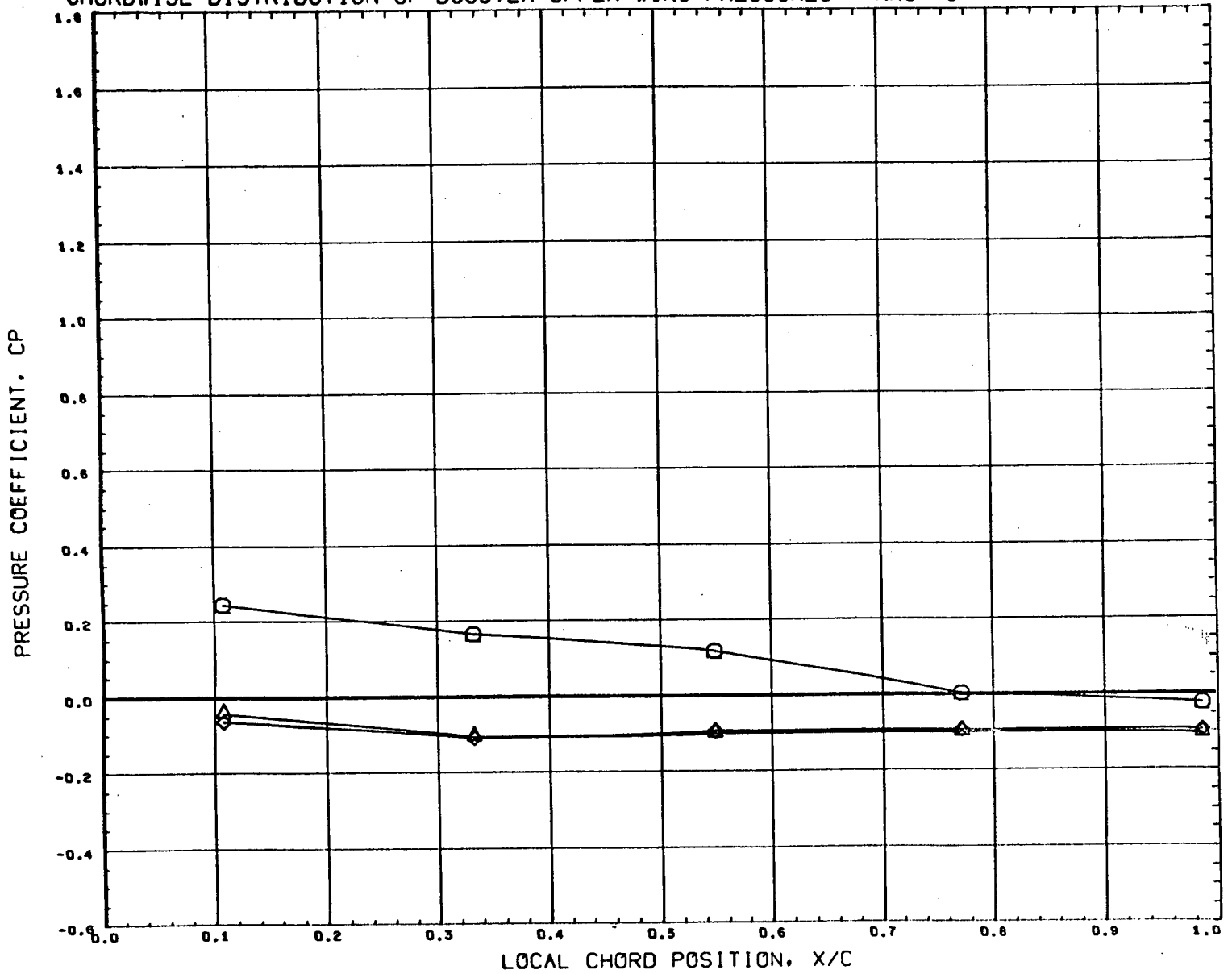
REFERENCE FILE

AEDC VA1163 MDAC BOOSTER (UPPER WING)

•BT8325•

PAGE 362

CHORDWISE DISTRIBUTION OF BOOSTER UPPER WING PRESSURES - MACH 3



SYMBOL	DELTA X	Y/B	DELTA Z
○	0.143	0.497	0.120
△	0.101		
◇	0.226		

PARAMETRIC VALUES			
BETA	0.000	ALPHA B	10.004
MACH	3.000	ALPHA I	0.000
ORBPOW	0.000	BSTPOW	0.000

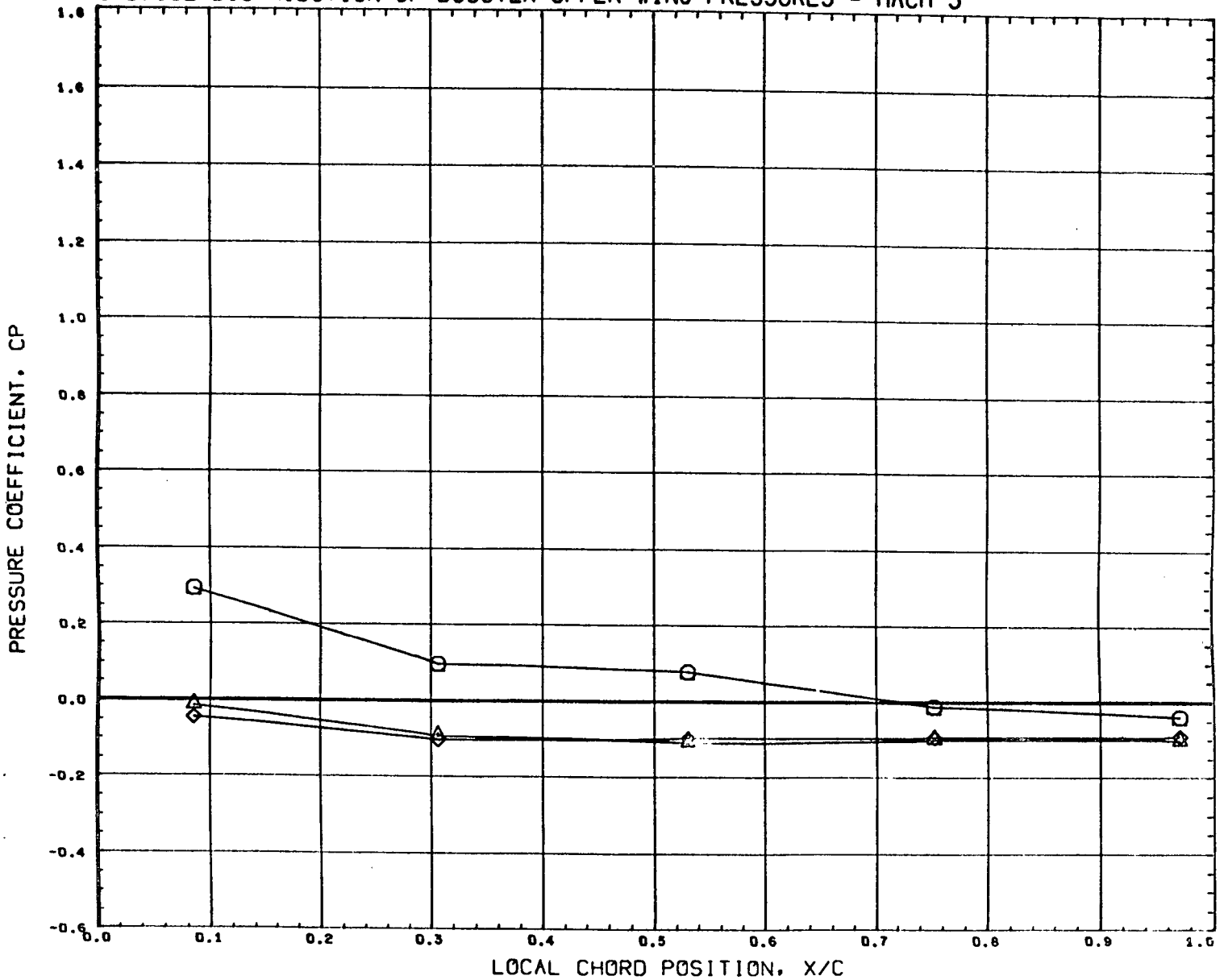
REFERENCE FILE

AEDC VA1163 MDAC BOOSTER (UPPER WING)

•BT8325•

PAGE 363

CHORDWISE DISTRIBUTION OF BOOSTER UPPER WING PRESSURES - MACH 3



SYMBOL	DELTA X	Y/B	DELTA Z
○	0.143	0.635	0.120
△	0.101		
◇	0.226		

PARAMETRIC VALUES			
BETA	0.000	ALPHA B	10.004
MACH	3.000	ALPHA I	0.000
ORBPOW	0.000	BSTPOW	0.000

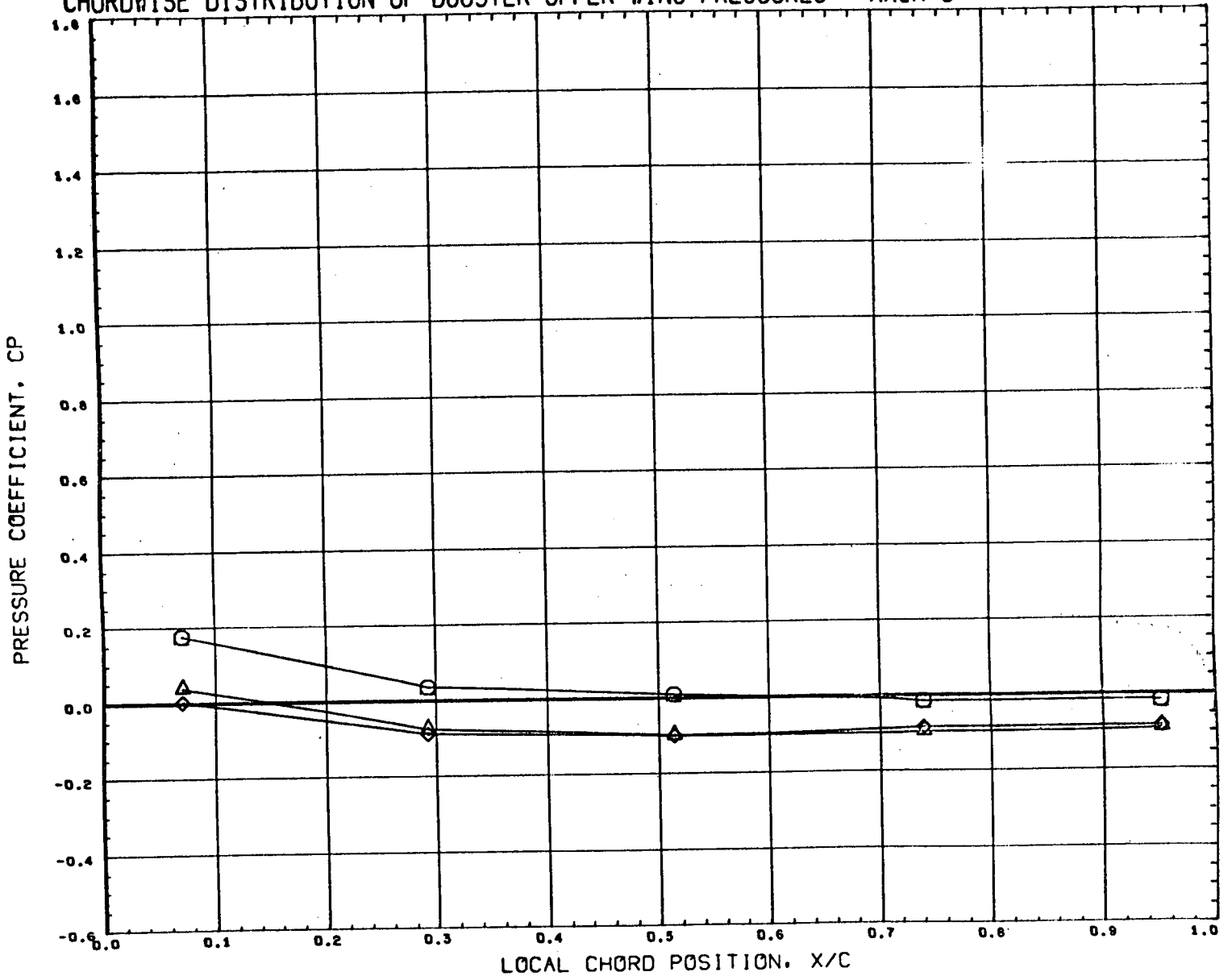
REFERENCE FILE

AEDC VA1163 MDAC BOOSTER (UPPER WING)

•BT8325•

PAGE 364

CHORDWISE DISTRIBUTION OF BOOSTER UPPER WING PRESSURES - MACH 3



SYMBOL	DELTA X	Y/B	DELTA Z
○	0.143	0.773	0.120
△	0.101		
◇	0.226		

PARAMETRIC VALUES			
BETA	0.000	ALPHAB	10.004
MACH	3.000	ALPHA1	0.000
ORBPOW	0.000	BSTPOW	0.000

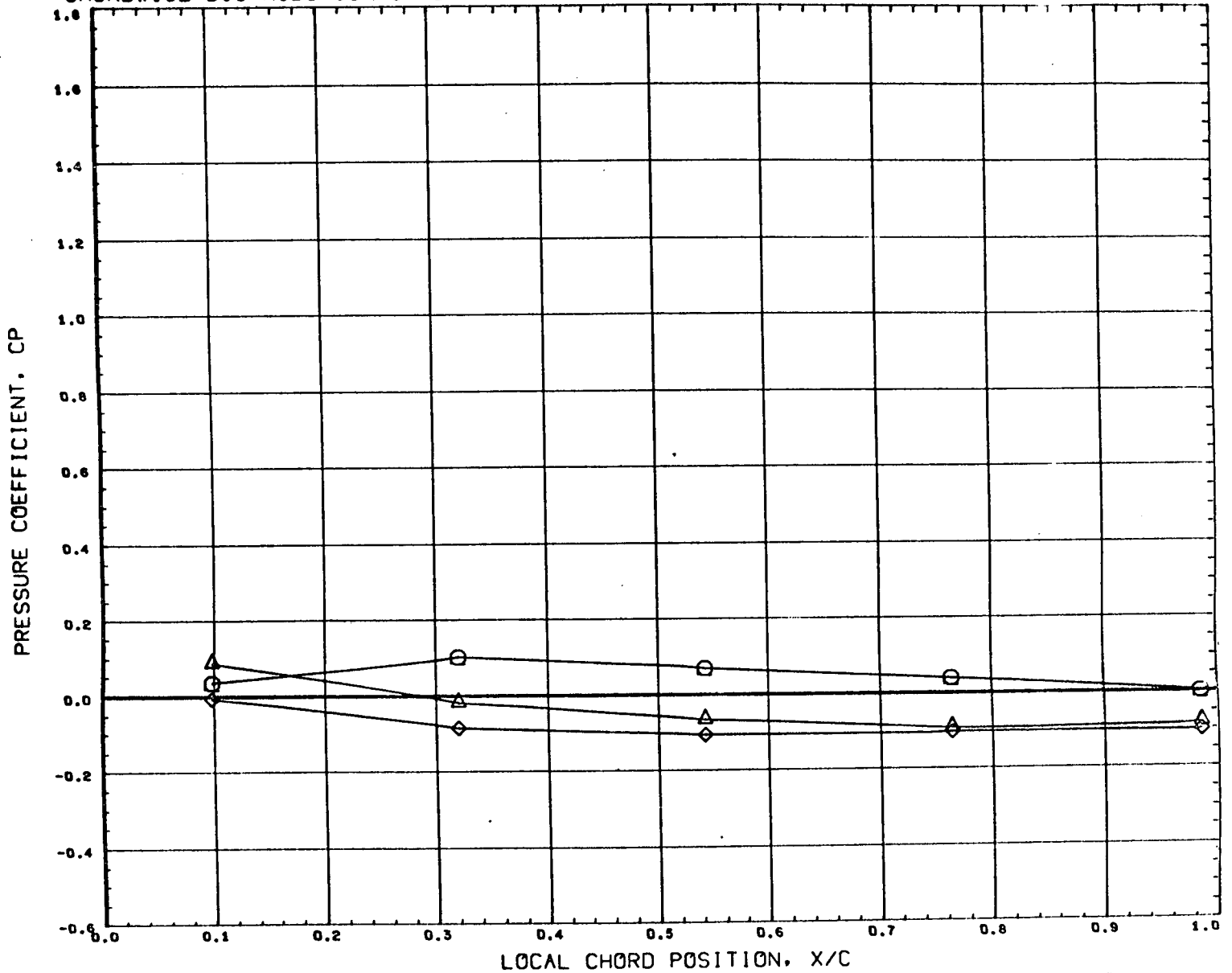
REFERENCE FILE

AEDC VA1163 MDAC BOOSTER (UPPER WING)

•BT8325•

PAGE 365

CHORDWISE DISTRIBUTION OF BOOSTER UPPER WING PRESSURES - MACH 3



SYMBOL	DELTA X	Y/B	DELTA Z
○	0.143	0.221	0.151
△	0.103		
◇	0.226		

PARAMETRIC VALUES			
BETA	0.000	ALPHAB	10.004
MACH	3.000	ALPHA I	0.000
ORBPOW	0.000	BSTPOW	0.000

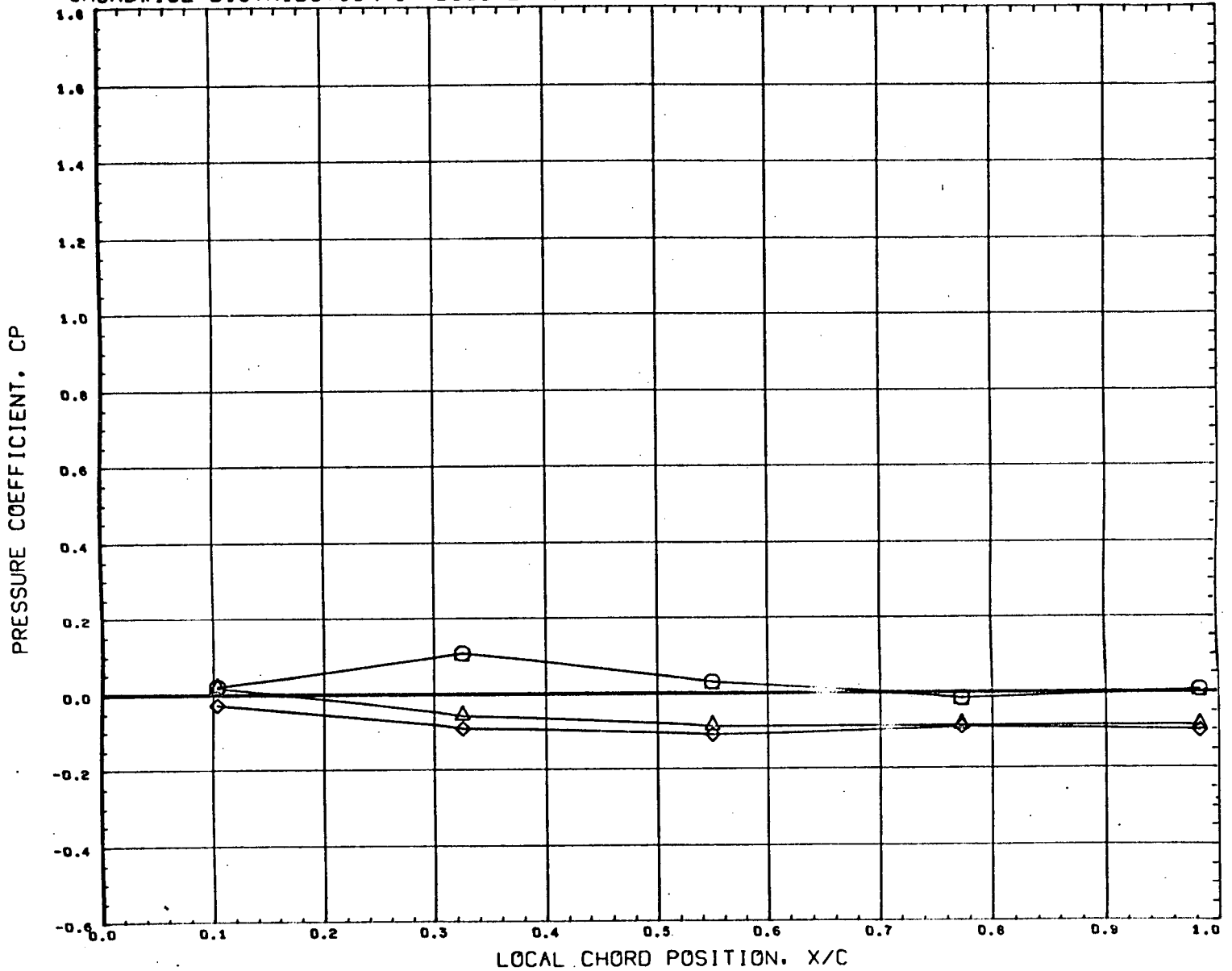
REFERENCE FILE

AEDC VA1163 MDAC BOOSTER (UPPER WING)

•BT8325•

PAGE 366

CHORDWISE DISTRIBUTION OF BOOSTER UPPER WING PRESSURES - MACH 3



SYMBOL	DELTA X	Y/B	DELTA Z
○	0.143	0.359	0.151
△	0.103		
◇	0.226		

PARAMETRIC VALUES			
BETA	0.000	ALPHAB	10.004
MACH	3.000	ALPHA1	0.000
ORBPOW	0.000	BSTPOW	0.000

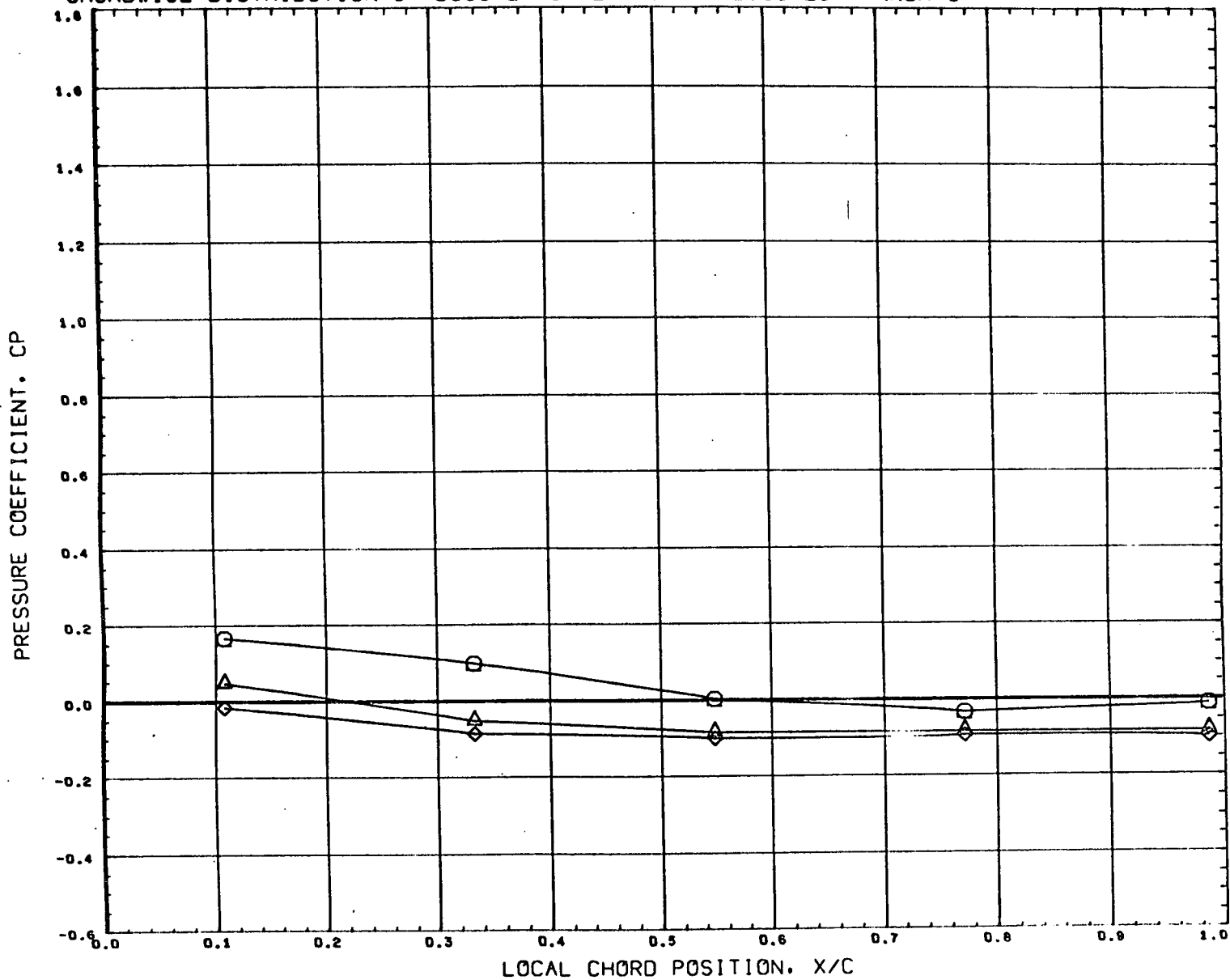
REFERENCE FILE

AEDC VA1163 MDAC BOOSTER (UPPER WING)

•BT8325•

PAGE 367

CHORDWISE DISTRIBUTION OF BOOSTER UPPER WING PRESSURES - MACH 3

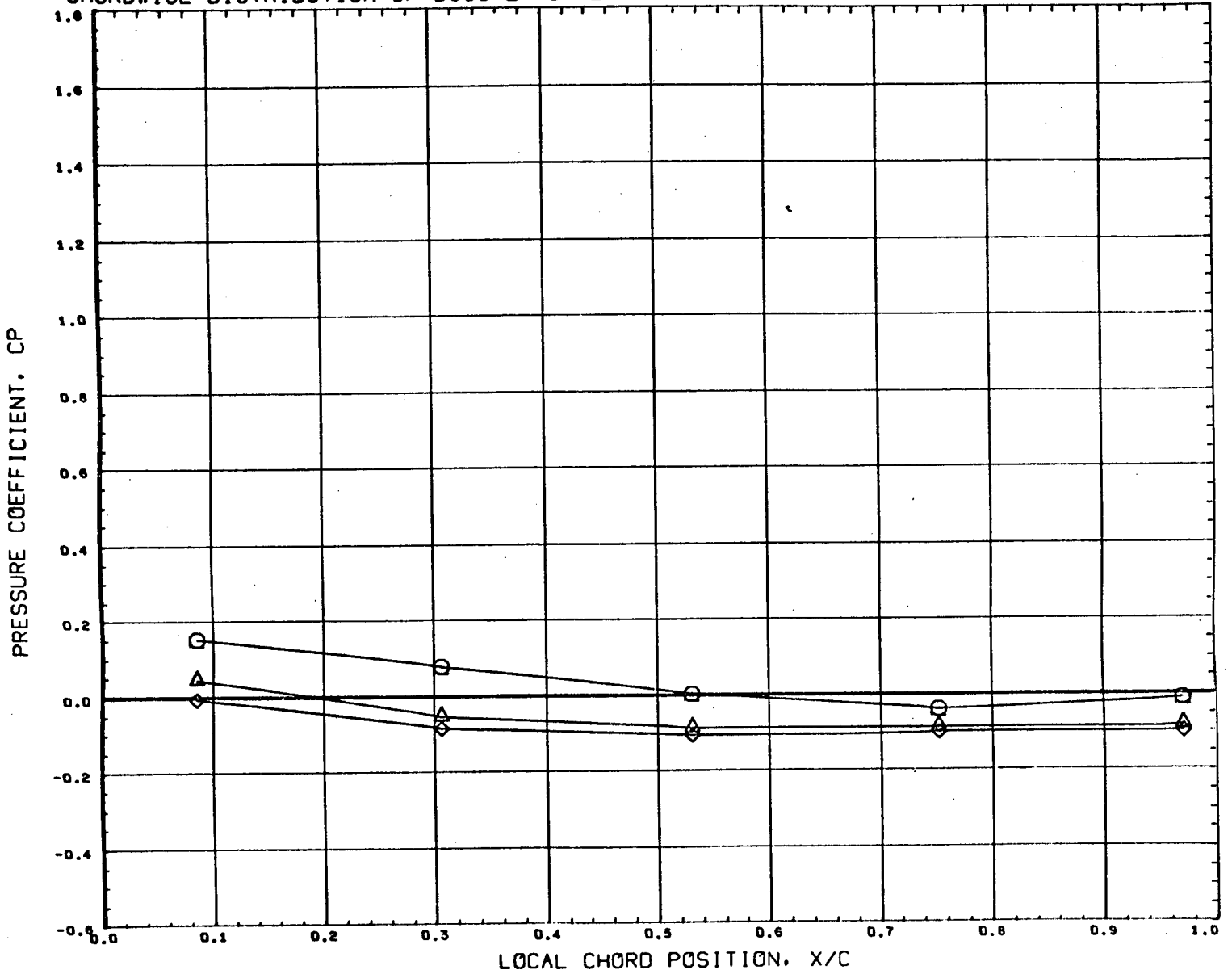


SYMBOL	DELTA X	Y/B	DELTA Z
○	0.143	0.497	0.151
△	0.103		
◇	0.226		

PARAMETRIC VALUES			
BETA	0.000	ALPHAB	10.004
MACH	3.000	ALPHA1	0.000
ORBPOW	0.000	BSTPOW	0.000

REFERENCE FILE

CHORDWISE DISTRIBUTION OF BOOSTER UPPER WING PRESSURES - MACH 3



SYMBOL	DELTA X	Y/B	DELTA Z
○	0.143	0.635	0.151
△	0.103		
◇	0.226		

PARAMETRIC VALUES			
BETA	0.000	ALPHAB	10.004
MACH	3.000	ALPHA1	0.000
ORBPOW	0.000	BSTPOW	0.000

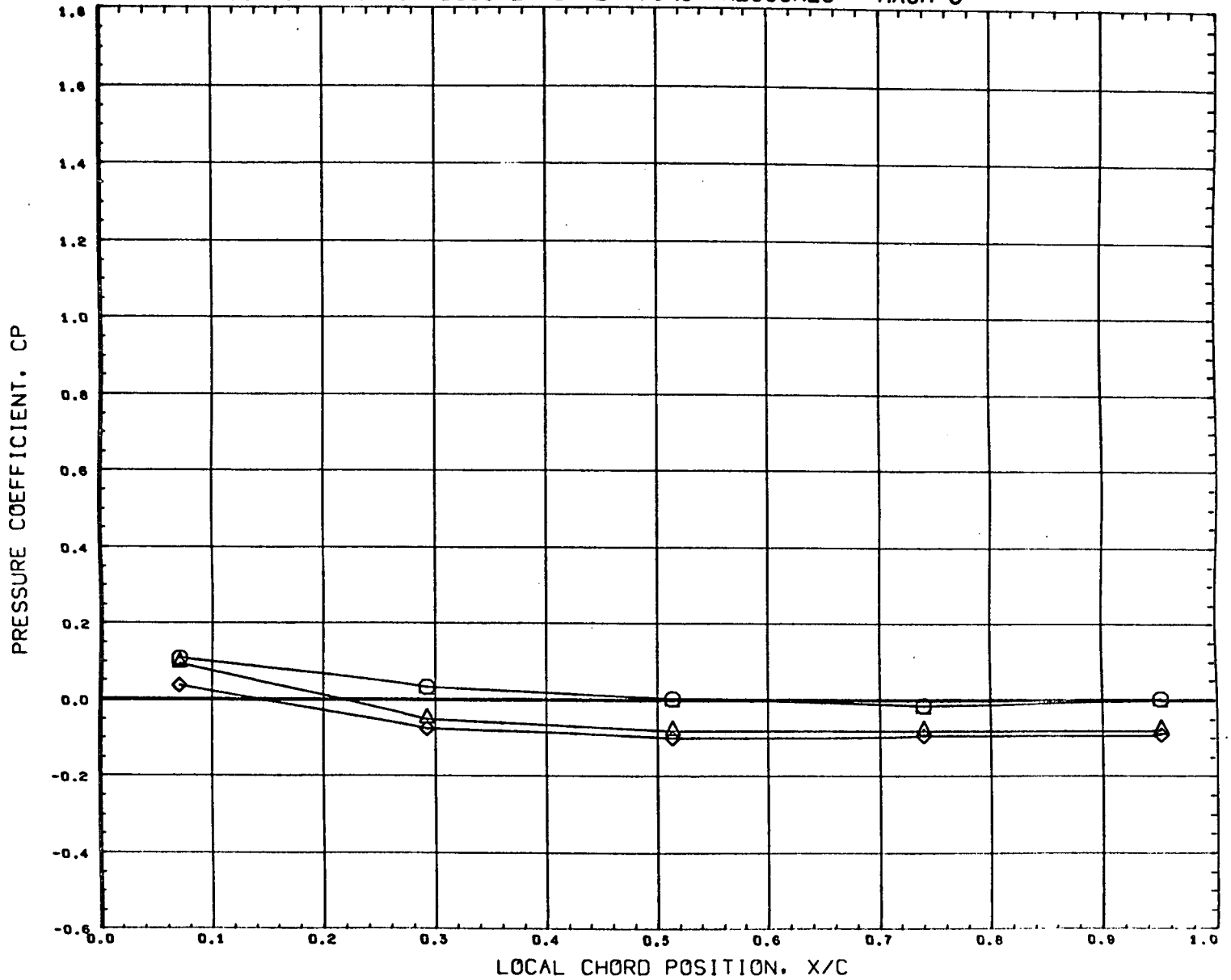
REFERENCE FILE

AEDC VA1163 MDAC BOOSTER (UPPER WING)

•BT8325•

PAGE 369

CHORDWISE DISTRIBUTION OF BOOSTER UPPER WING PRESSURES - MACH 3



SYMBOL	DELTA X	Y/B	DELTA Z
○	0.143	0.773	0.151
△	0.103		
◇	0.226		

PARAMETRIC VALUES			
BETA	0.000	ALPHAB	10.004
MACH	3.000	ALPHAI	0.000
ORBP0W	0.000	BSTP0W	0.000

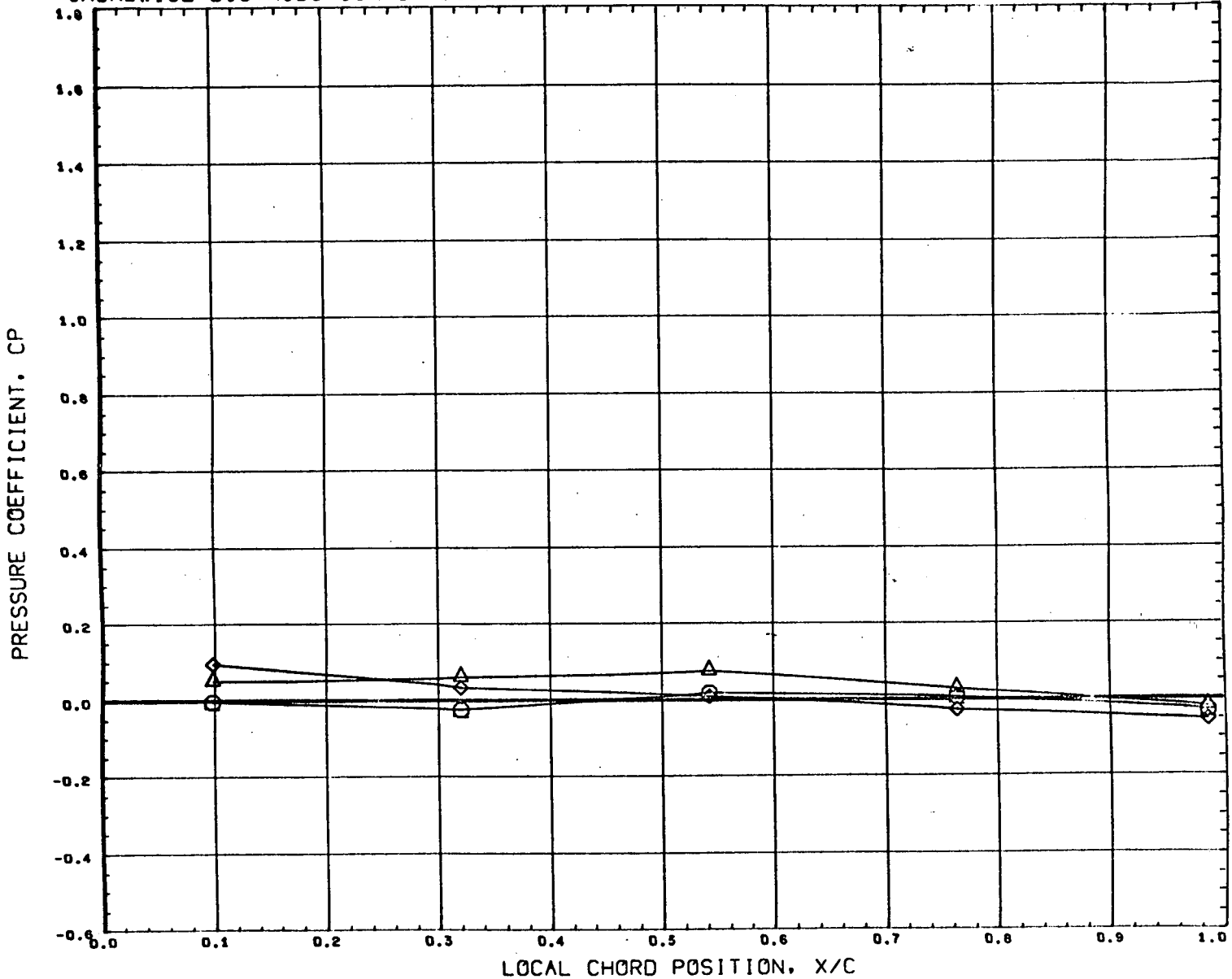
REFERENCE FILE

AEDC VA1163 MDAC BOOSTER (UPPER WING)

•BT8325•

PAGE 370

CHORDWISE DISTRIBUTION OF BOOSTER UPPER WING PRESSURES - MACH 3



SYMBOL	DELTA X	Y/B	DELTA Z
○	0.144	0.221	0.228
△	0.103		
◇	0.226		

PARAMETRIC VALUES			
BETA	0.000	ALPHAB	10.004
MACH	3.000	ALPHA I	0.000
ORBPOW	0.000	BSTPOW	0.000

REFERENCE FILE

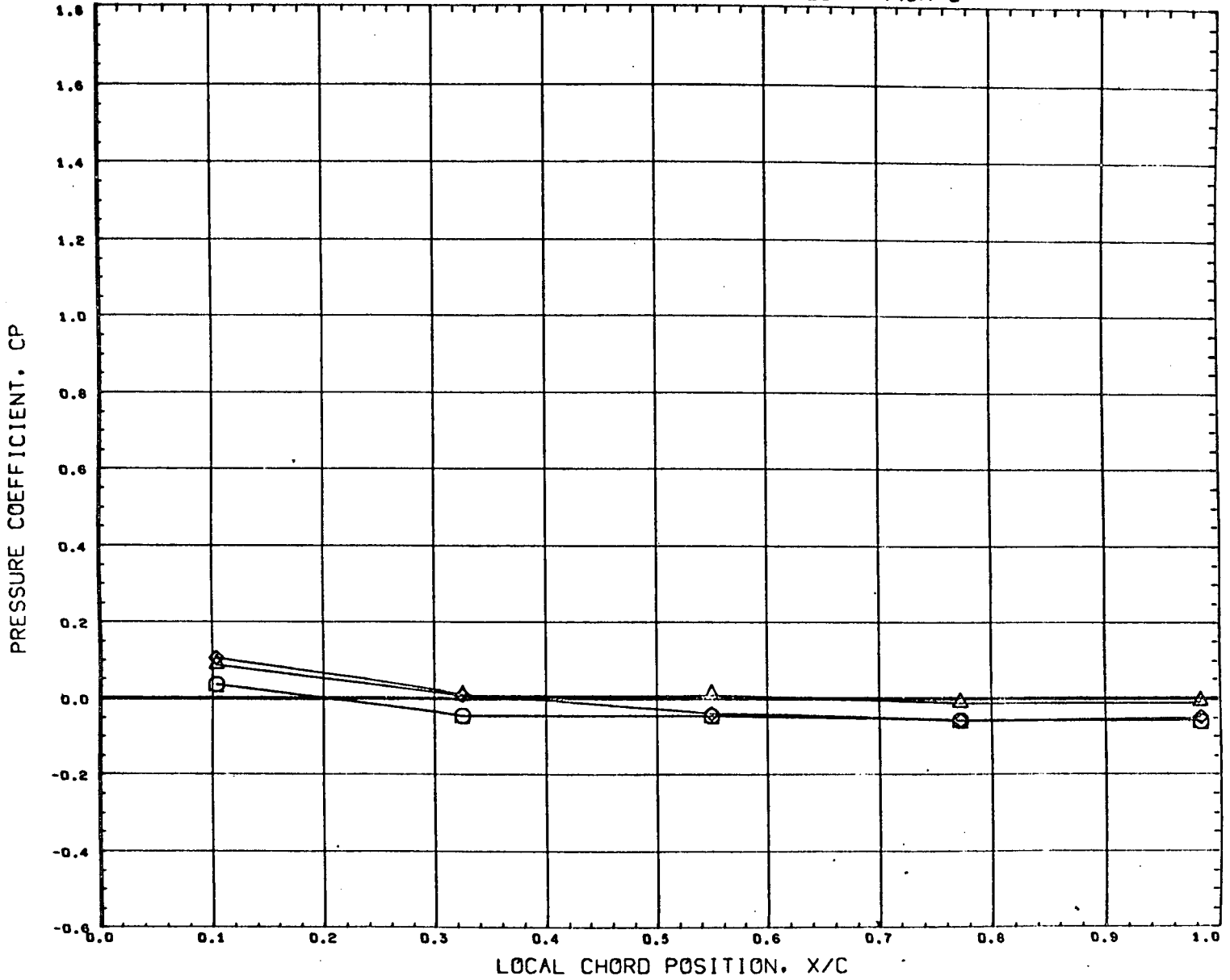
AEDC VA1163 MDAC BOOSTER (UPPER WING)

•BT8325•

PAGE 371

8/12

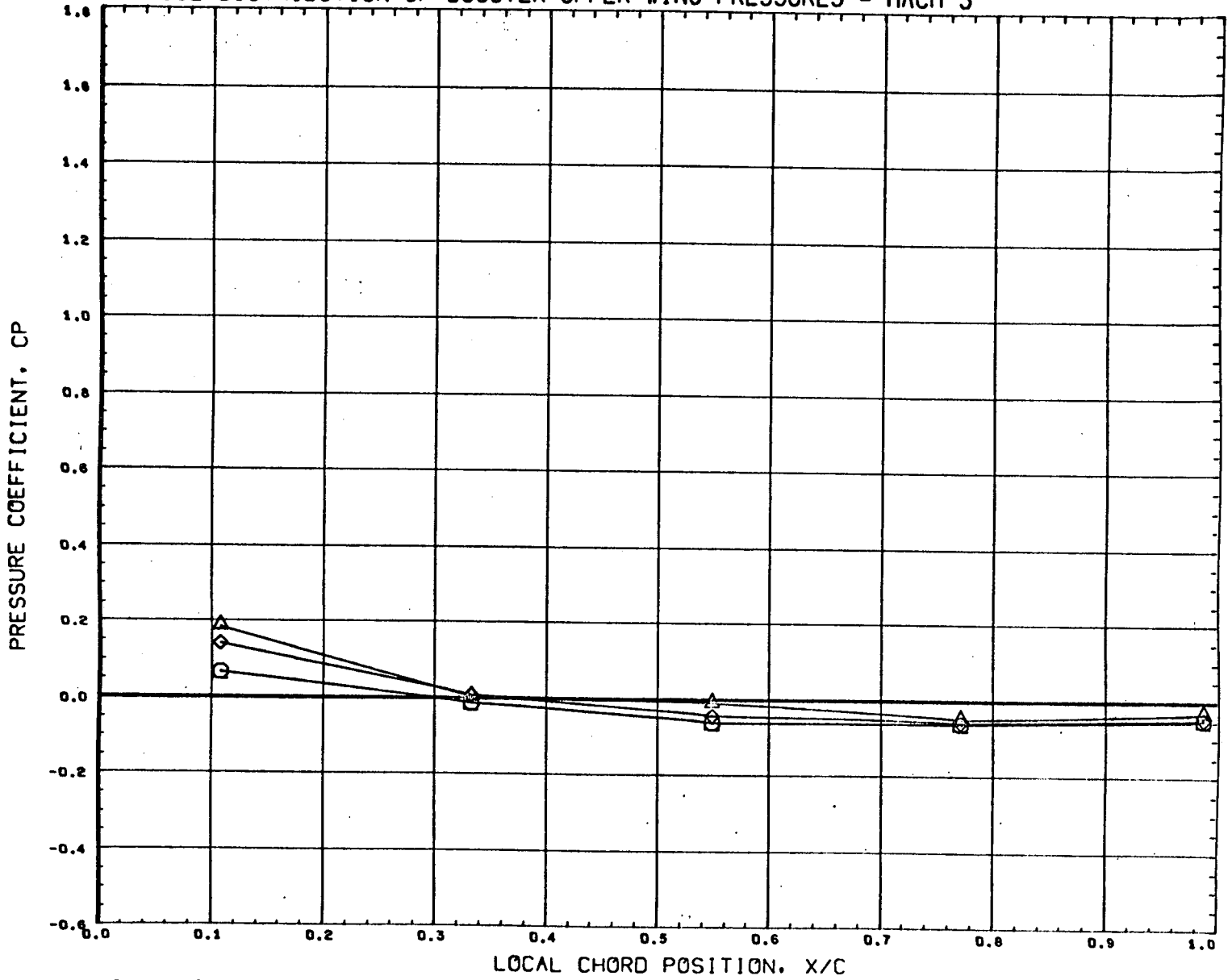
CHORDWISE DISTRIBUTION OF BOOSTER UPPER WING PRESSURES - MACH 3



SYMBOL	DELTA X	Y/B	DELTA Z	PARAMETRIC VALUES			
○	0.144	0.359	0.228	BETA	0.000	ALPHA B	10.004
△	0.103			MACH	3.000	ALPHA I	0.000
◇	0.226			ORBPOW	0.000	BSTPOW	0.000

REFERENCE FILE

CHORDWISE DISTRIBUTION OF BOOSTER UPPER WING PRESSURES - MACH 3

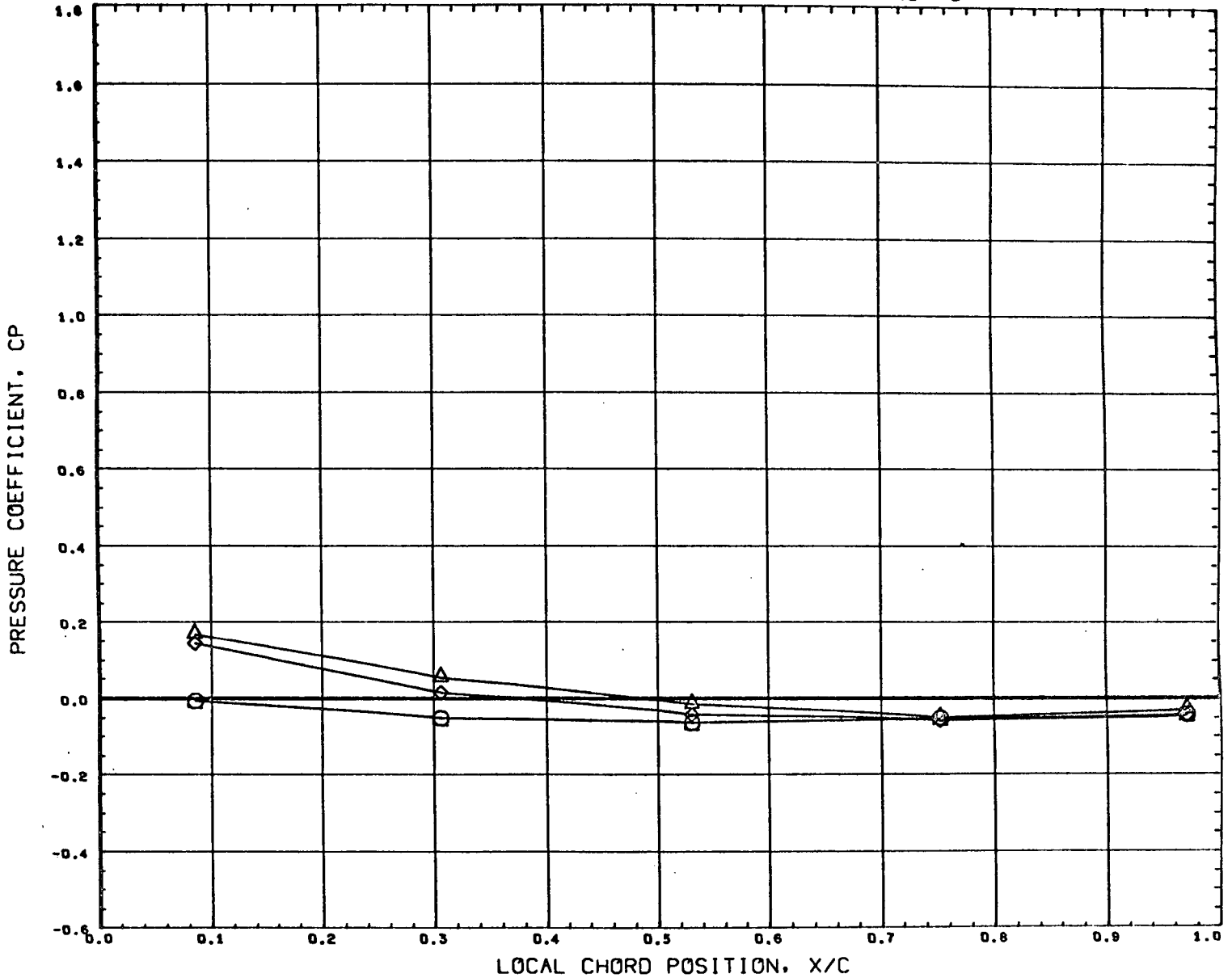


SYMBOL	DELTA X	Y/B	DELTA Z
○	0.144	0.497	0.228
△	0.103		
◇	0.226		

PARAMETRIC VALUES			
BETA	0.000	ALPHAB	10.004
MACH	3.000	ALPHA I	0.000
ORBPOW	0.000	BSTPOW	0.000

REFERENCE FILE

CHORDWISE DISTRIBUTION OF BOOSTER UPPER WING PRESSURES - MACH 3

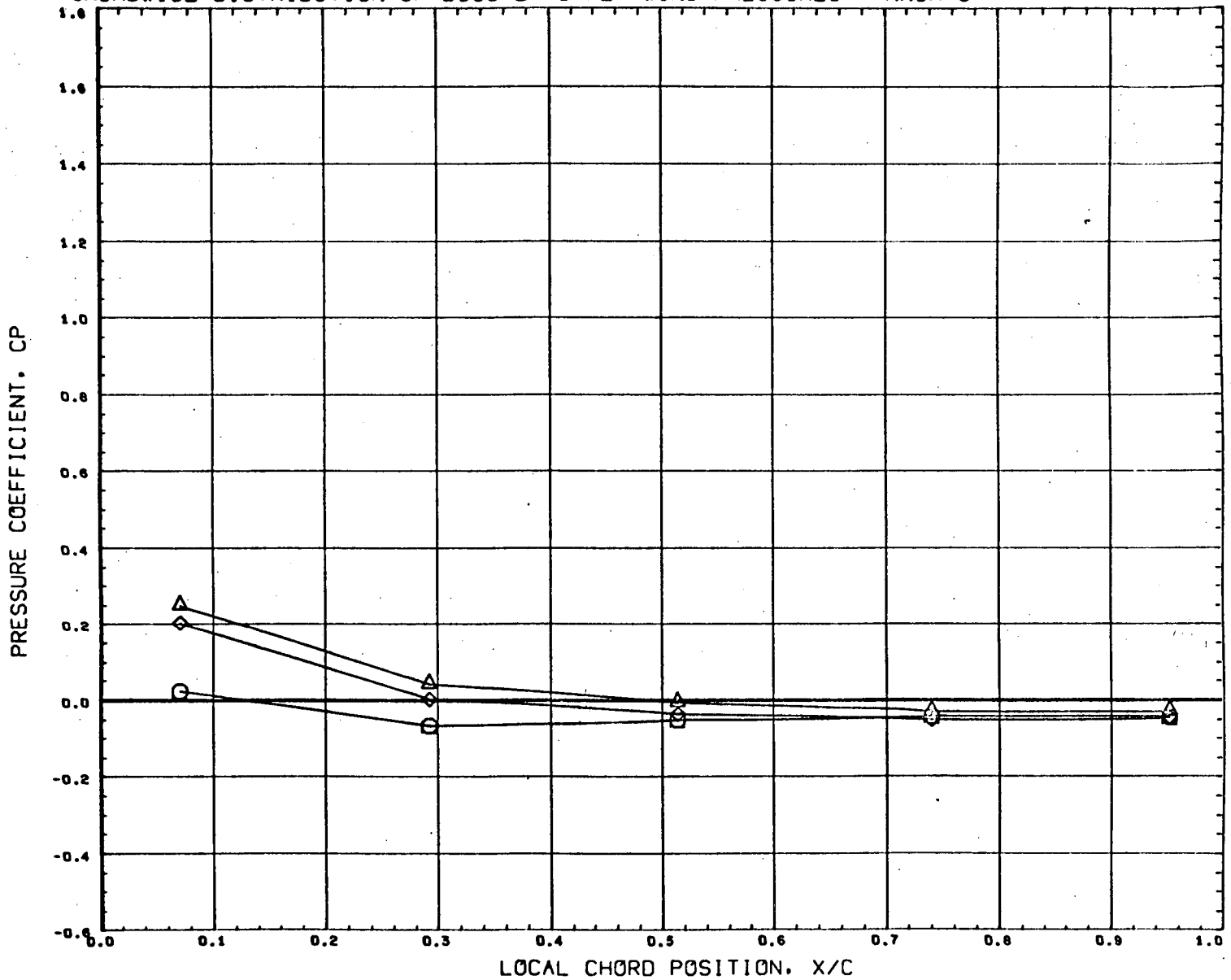


SYMBOL	DELTA X	Y/B	DELTA Z
○	0.144	0.635	0.228
△	0.103		
◇	0.226		

PARAMETRIC VALUES			
BETA	0.000	ALPHAB	10.004
MACH	3.000	ALPHA1	0.000
ORBPOW	0.000	BSTPOW	0.000

REFERENCE FILE

CHORDWISE DISTRIBUTION OF BOOSTER UPPER WING PRESSURES - MACH 3

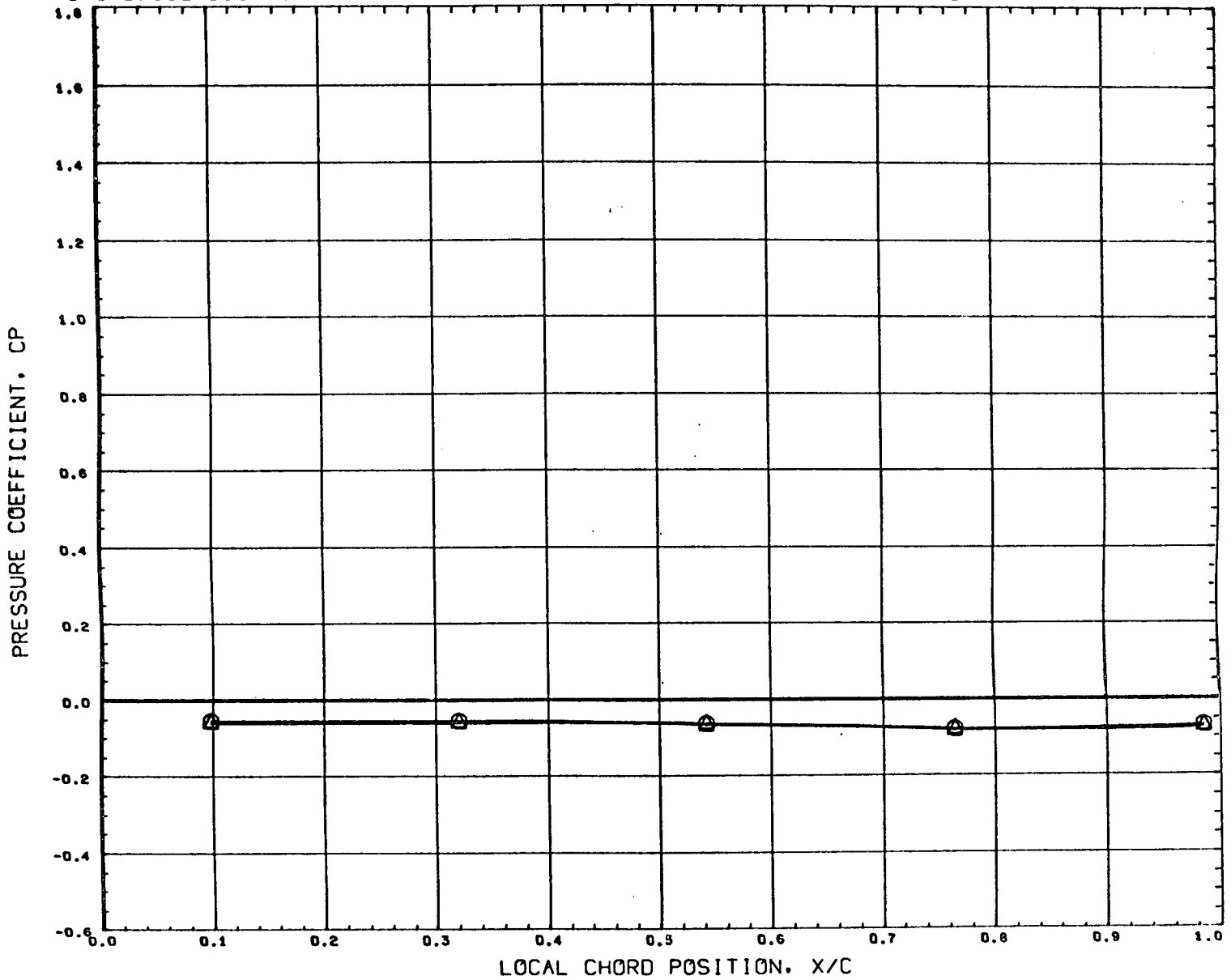


SYMBOL	DELTA X	Y/B	DELTA Z
○	0.144	0.773	0.228
△	0.103		
◇	0.226		

PARAMETRIC VALUES			
BETA	0.000	ALPHA _B	10.004
MACH	3.000	ALPHA ₁	0.000
ORBPOW	0.000	BSTPOW	0.000

REFERENCE FILE

CHORDWISE DISTRIBUTION OF BOOSTER UPPER WING PRESSURES - MACH 3



SYMBOL	DELTA X	Y/B	DELTA Z
○	0.390	0.221	0.908
△	0.481		

PARAMETRIC VALUES			
BETA	0.000	ALPHAB	10.004
MACH	3.000	ALPHA1	0.000
ORBPOW	0.000	BSTPOW	0.000

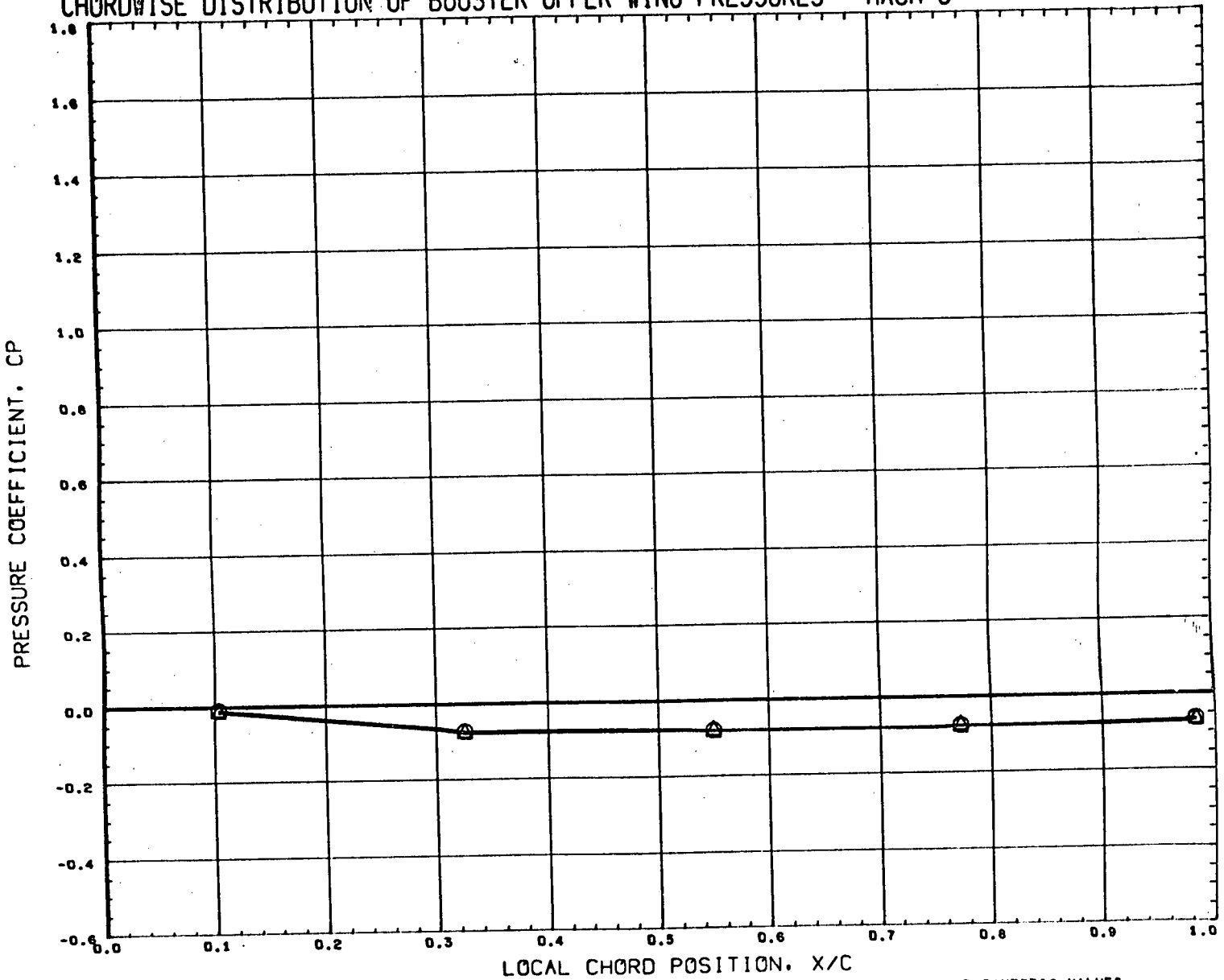
REFERENCE FILE

AEDC VA1163 MDAC BOOSTER (UPPER WING)

•BT8325•

PAGE 376

CHORDWISE DISTRIBUTION OF BOOSTER UPPER WING PRESSURES - MACH 3



SYMBOL	DELTA X	Y/B	DELTA Z
○	0.390	0.359	0.908
△	0.481		

PARAMETRIC VALUES			
BETA	0.000	ALPHAB	10.004
MACH	3.000	ALPHA1	0.000
ORBPOW	0.000	BSTPOW	0.000

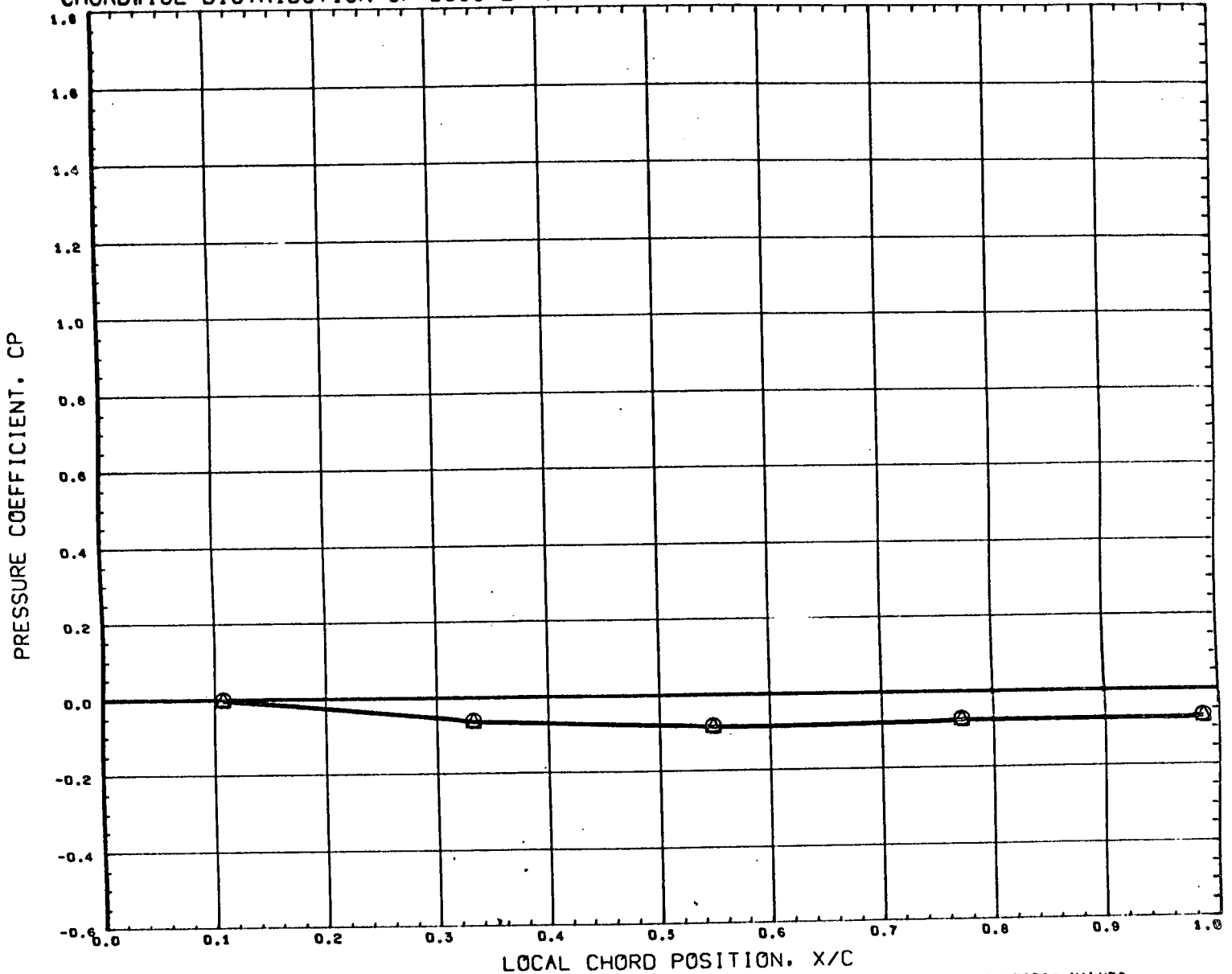
REFERENCE FILE

AEDC VA1163 MDAC BOOSTER (UPPER WING)

•BT8325•

PAGE 377

CHORDWISE DISTRIBUTION OF BOOSTER UPPER WING PRESSURES - MACH 3



SYMBOL	DELTA X	Y/B	DELTA Z
○	0.390	0.497	0.908
△	0.481		

PARAMETRIC VALUES			
BETA	0.000	ALPHAB	10.004
MACH	3.000	ALPHA1	0.000
ORBPOW	0.000	BSTPOW	0.000

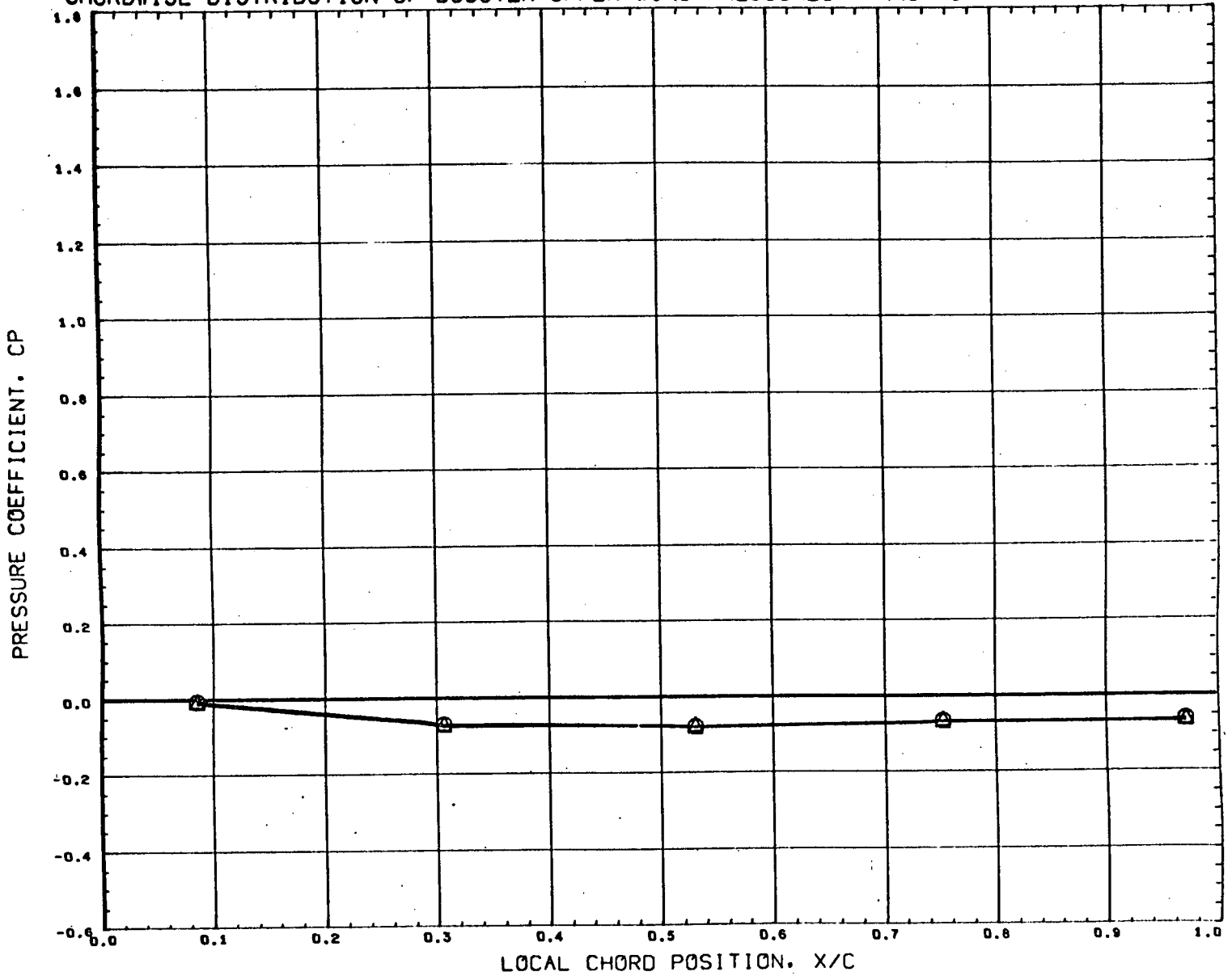
REFERENCE FILE

AEDC VA1163 MDAC BOOSTER (UPPER WING)

•BT8325•

PAGE 378

CHORDWISE DISTRIBUTION OF BOOSTER UPPER WING PRESSURES - MACH 3



SYMBOL	DELTA X	Y/B	DELTA Z
○	0.390	0.635	0.908
△	0.481		

PARAMETRIC VALUES			
BETA	0.000	ALPHA B	10.004
MACH	3.000	ALPHA I	0.000
ORBPOW	0.000	BSTPOW	0.000

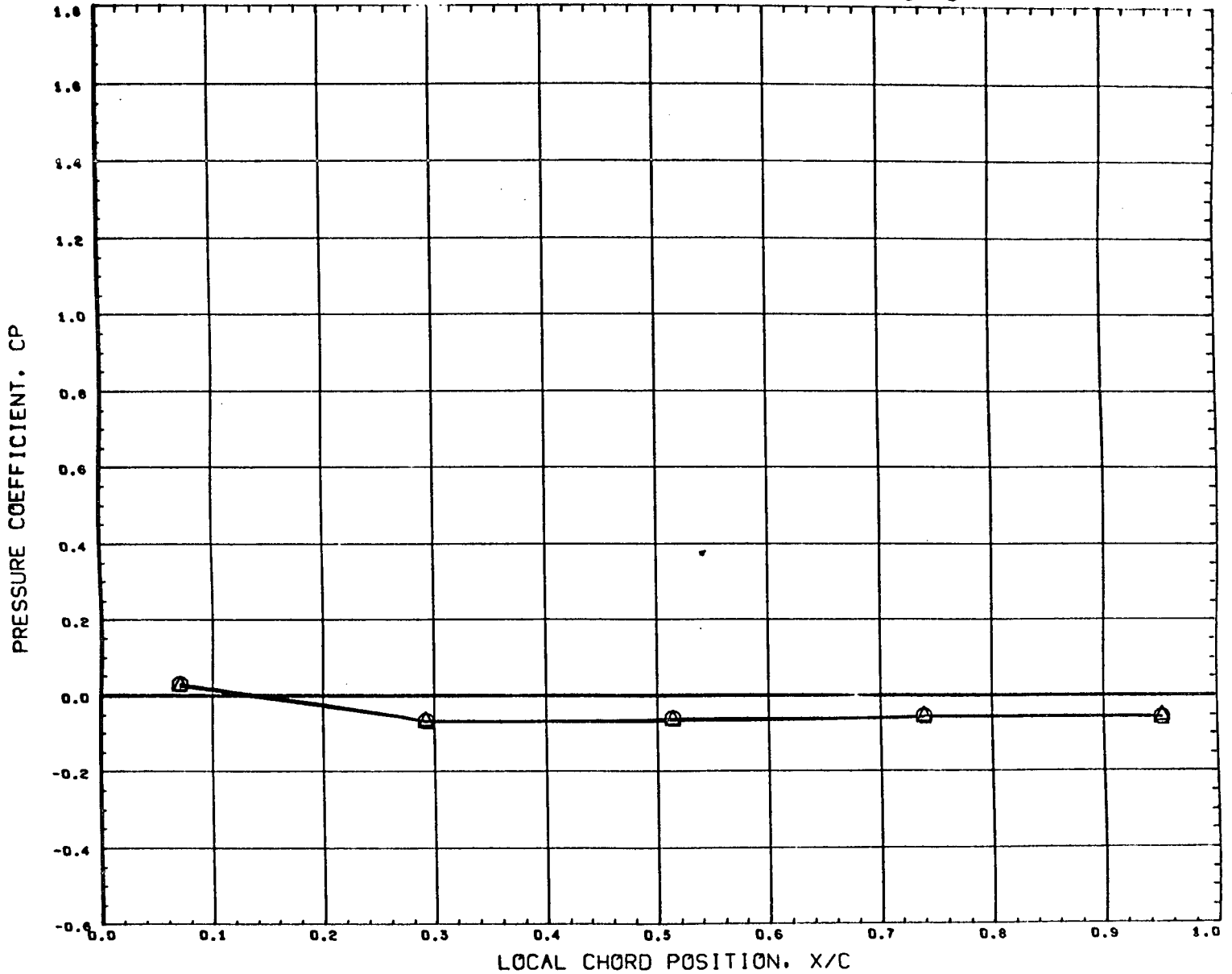
REFERENCE FILE

AEDC VA1163 MDAC BOOSTER (UPPER WING)

•BT8325•

PAGE 379

CHORDWISE DISTRIBUTION OF BOOSTER UPPER WING PRESSURES - MACH 3



SYMBOL	DELTA X	Y/B	DELTA Z
○	0.390	0.773	0.908
△	0.481		

PARAMETRIC VALUES			
BETA	0.000	ALPHAB	10.004
MACH	3.000	ALPHA1	0.000
ORBPOW	0.000	BSTPOW	0.000

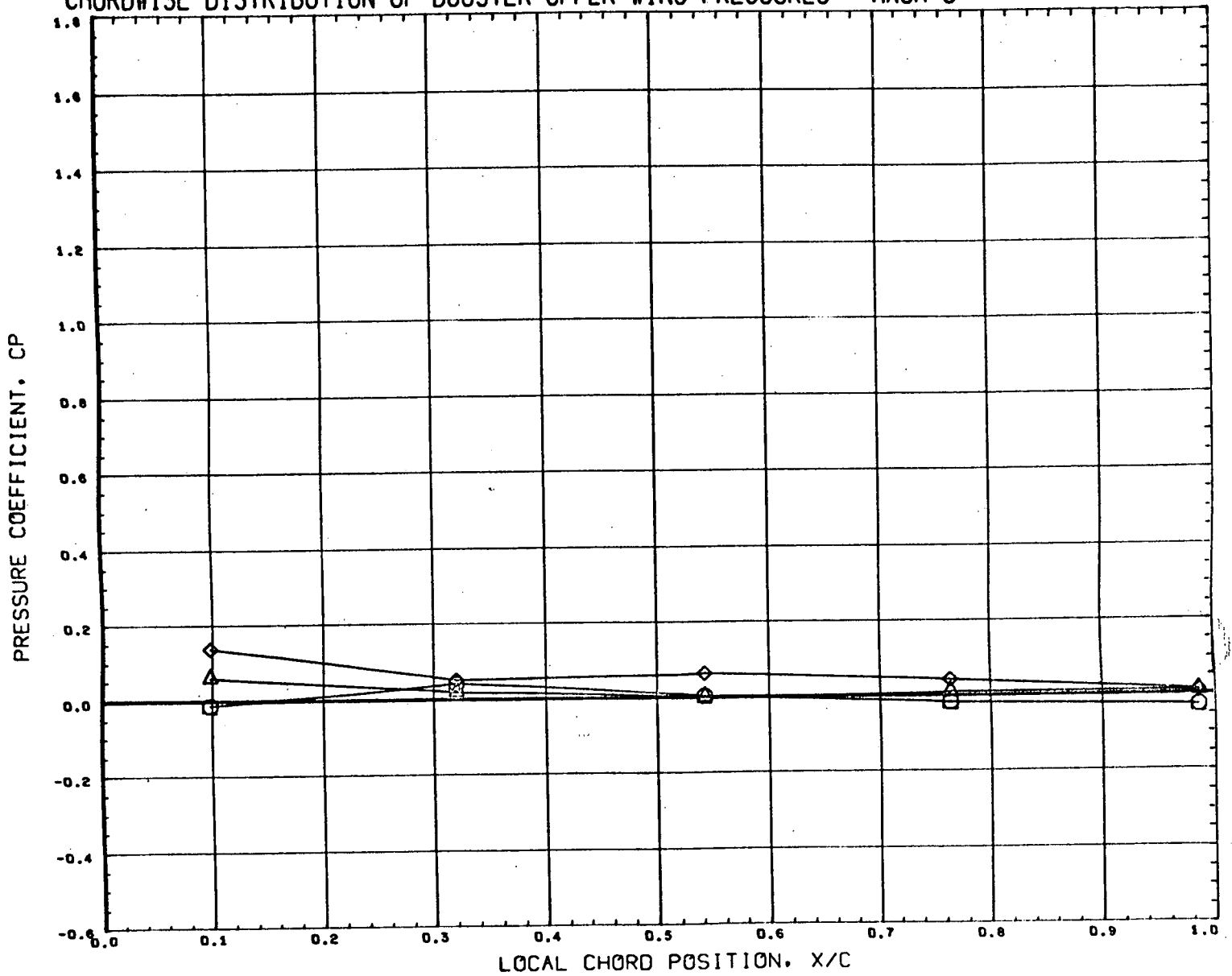
REFERENCE FILE

AEDC VA1163 MDAC BOOSTER (UPPER WING)

•BT8325•

PAGE 380

CHORDWISE DISTRIBUTION OF BOOSTER UPPER WING PRESSURES - MACH 3



SYMBOL	DELTA X	Y/B	DELTA Z
○	0.040	0.221	0.105
△	0.103		
◇	0.166		

PARAMETRIC VALUES			
BETA	0.000	ALPHAB	- 9.980
MACH	3.000	ALPHA I	0.000
ORBPOW	0.000	BSTPOW	0.000

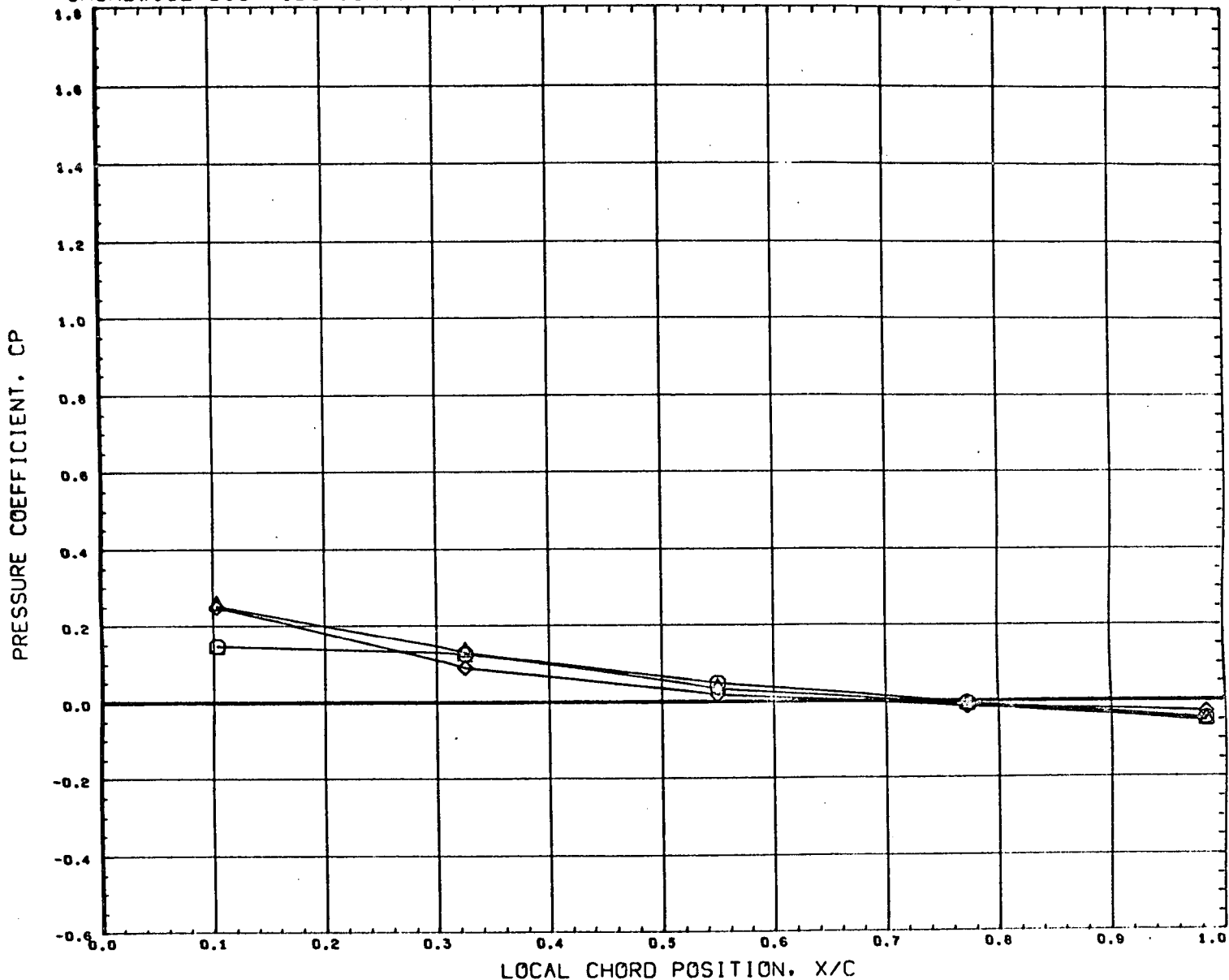
REFERENCE FILE

AEDC VA1163 MDAC BOOSTER (UPPER WING)

•BT8331•

PAGE 381

CHORDWISE DISTRIBUTION OF BOOSTER UPPER WING PRESSURES - MACH 3



SYMBOL	DELTA X	Y/B	DELTA Z
○	0.040	0.359	0.105
△	0.103		
◇	0.166		

PARAMETRIC VALUES			
BETA	0.000	ALPHAB	9.980
MACH	3.000	ALPHA1	0.000
ORBPOW	0.000	BSTPOW	0.000

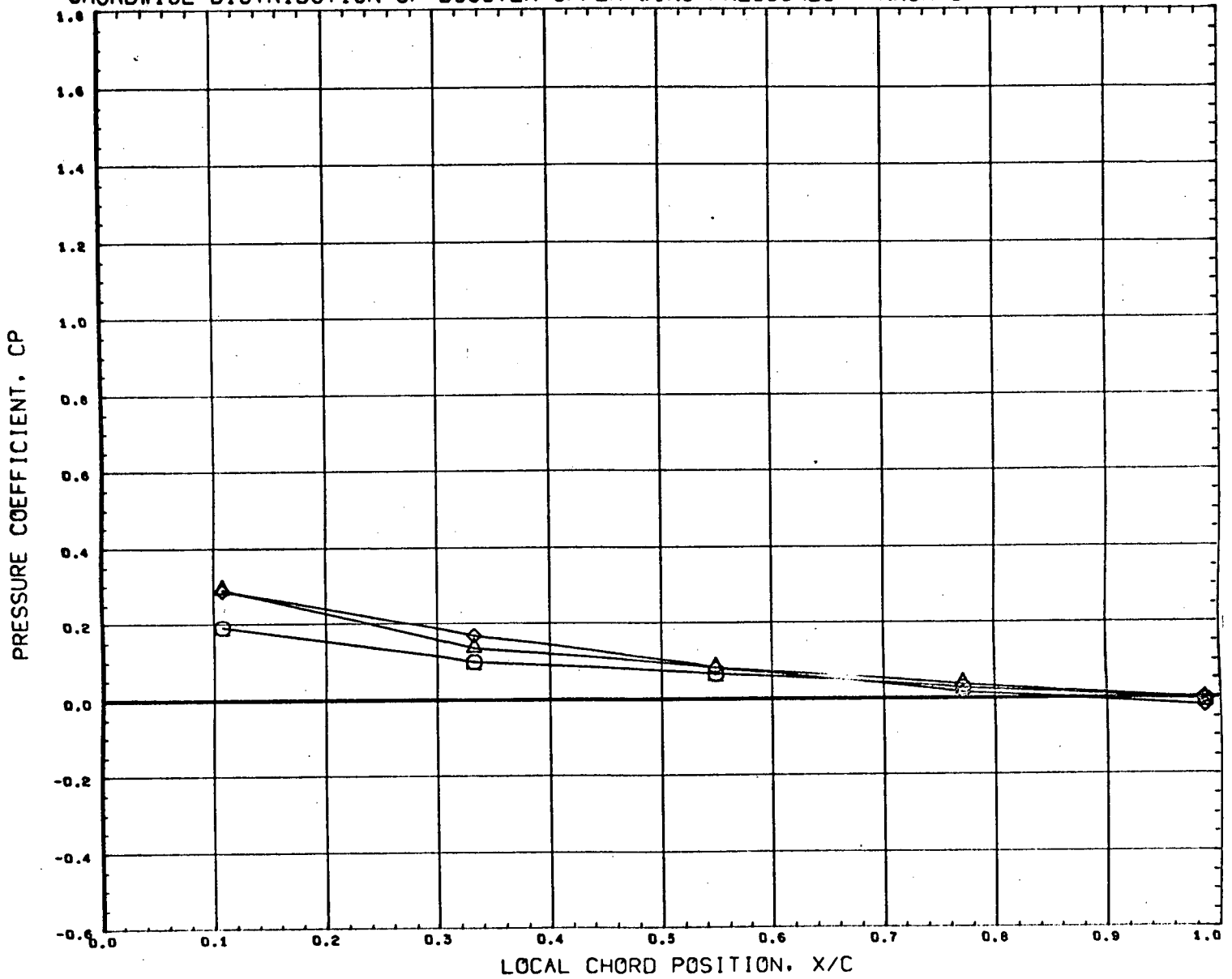
REFERENCE FILE

AEDC VA1163 MDAC BOOSTER (UPPER WING)

•BT8331•

PAGE 382

CHORDWISE DISTRIBUTION OF BOOSTER UPPER WING PRESSURES - MACH 3



SYMBOL	DELTA X	Y/B	DELTA Z
○	0.040	0.497	0.105
△	0.103		
◇	0.166		

PARAMETRIC VALUES			
BETA	0.000	ALPHAB	- 9.980
MACH	3.000	ALPHA1	0.000
ORBPOW	0.000	BSTPOW	0.000

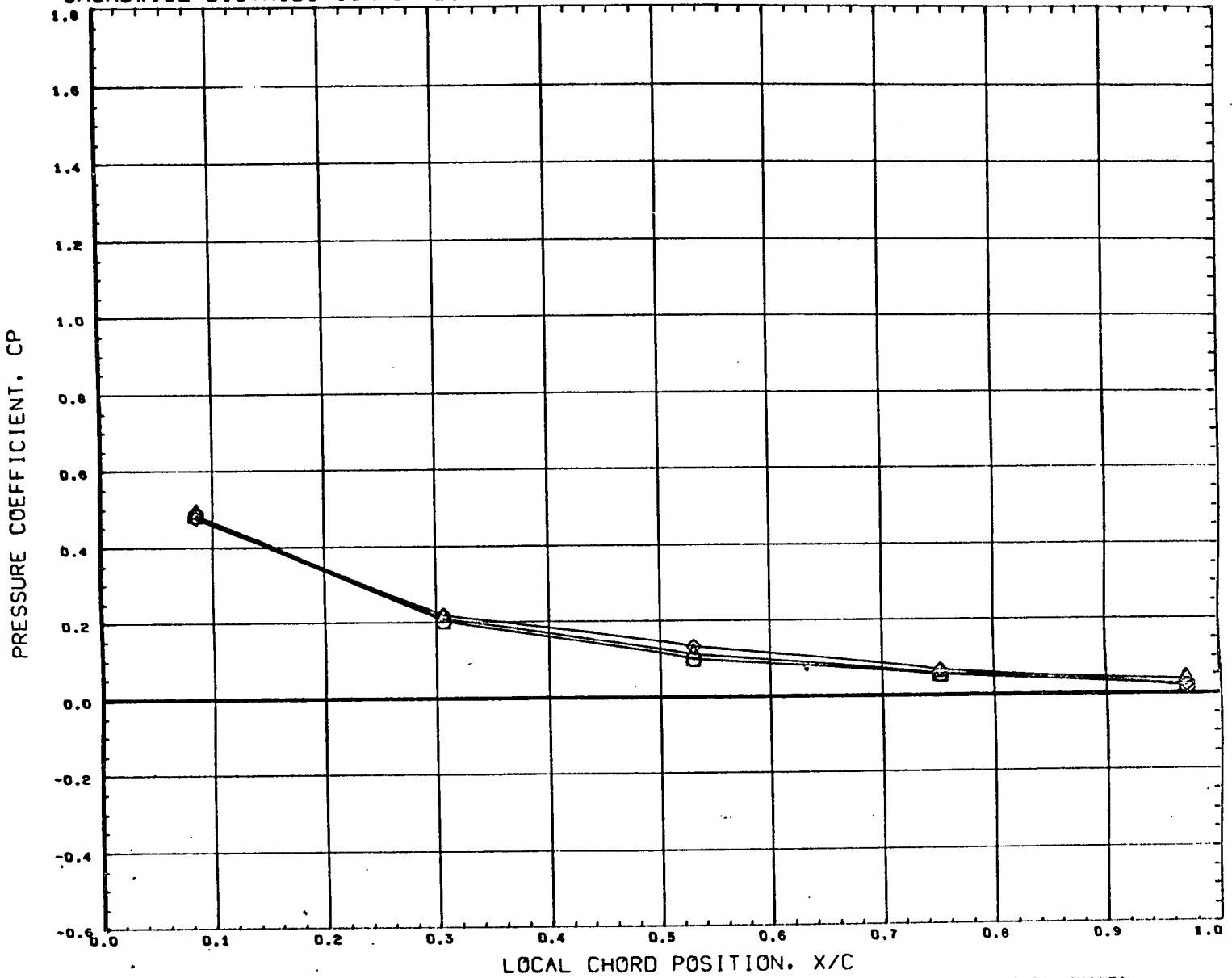
REFERENCE FILE

AEOC VA1163 MDAC BOOSTER (UPPER WING)

•BT8331•

PAGE 383

CHORDWISE DISTRIBUTION OF BOOSTER UPPER WING PRESSURES - MACH 3



SYMBOL	DELTA X	Y/B	DELTA Z
○	0.040	0.635	0.105
△	0.103		
◇	0.166		

PARAMETRIC VALUES			
BETA	0.000	ALPHAB	- 9.980
MACH	3.000	ALPHA1	0.000
ORBPOW	0.000	BSTPOW	0.000

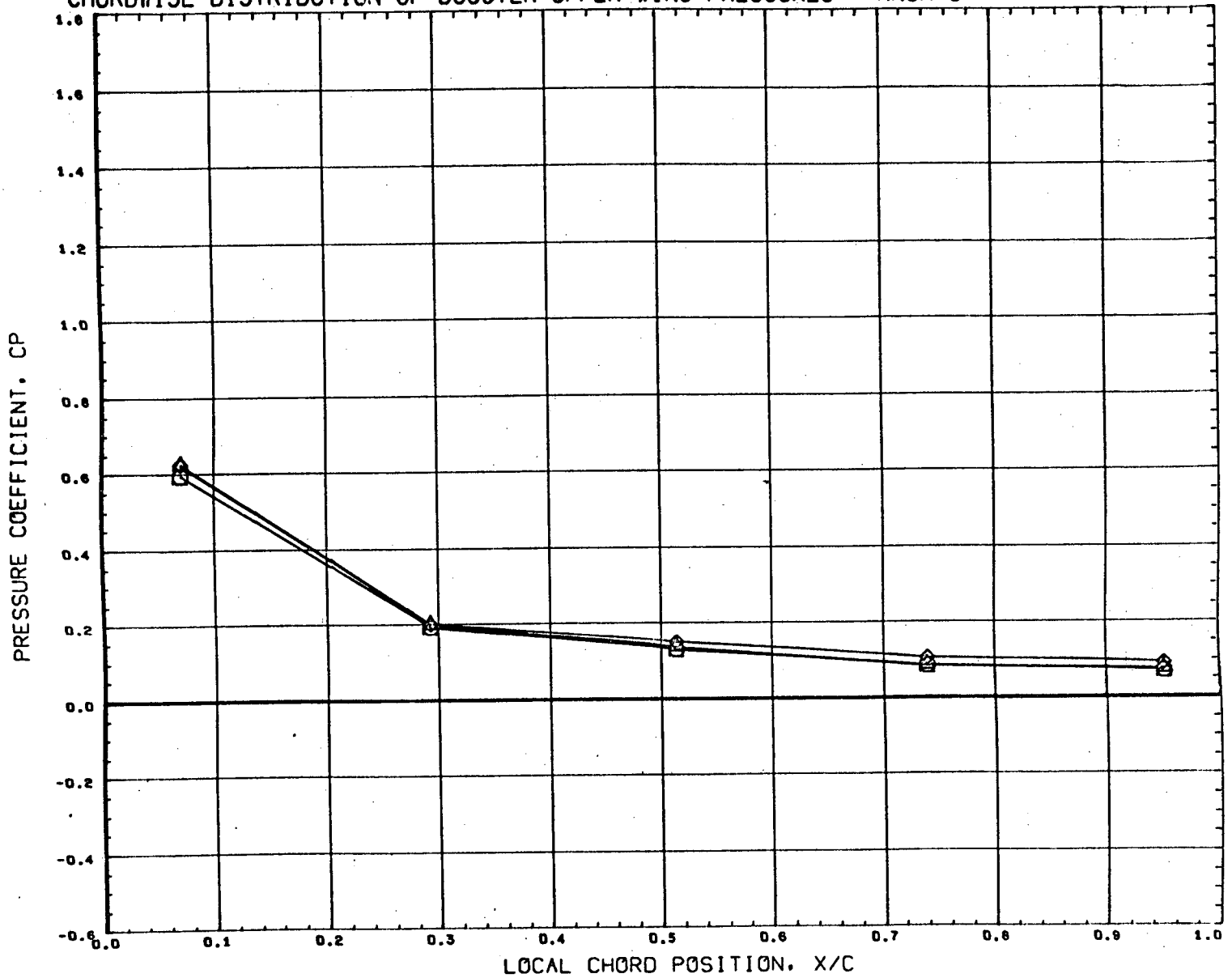
REFERENCE FILE

AEDC VA1163 MDAC BOOSTER (UPPER WING)

•BT8331•

PAGE 384

CHORDWISE DISTRIBUTION OF BOOSTER UPPER WING PRESSURES - MACH 3



SYMBOL	DELTA X	Y/B	DELTA Z
○	0.040	0.773	0.105
△	0.103		
◇	0.166		

PARAMETRIC VALUES			
BETA	0.000	ALPHAB	- 9.980
MACH	3.000	ALPHA I	0.000
ORBPOW	0.000	BSTPOW	0.000

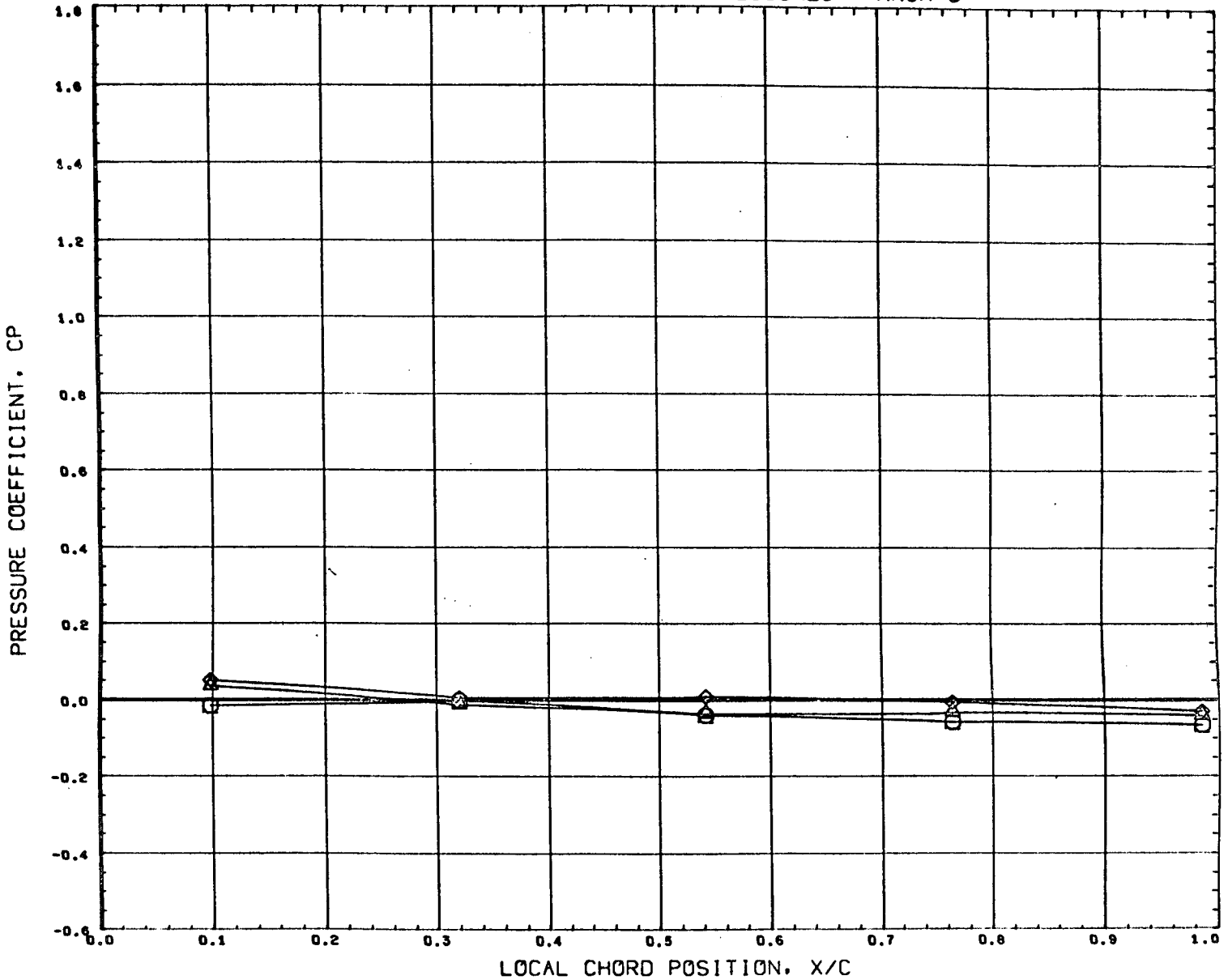
REFERENCE FILE

AEDC VA1163 MDAC BOOSTER (UPPER WING)

•BT8331•

PAGE 385

CHORDWISE DISTRIBUTION OF BOOSTER UPPER WING PRESSURES - MACH 3

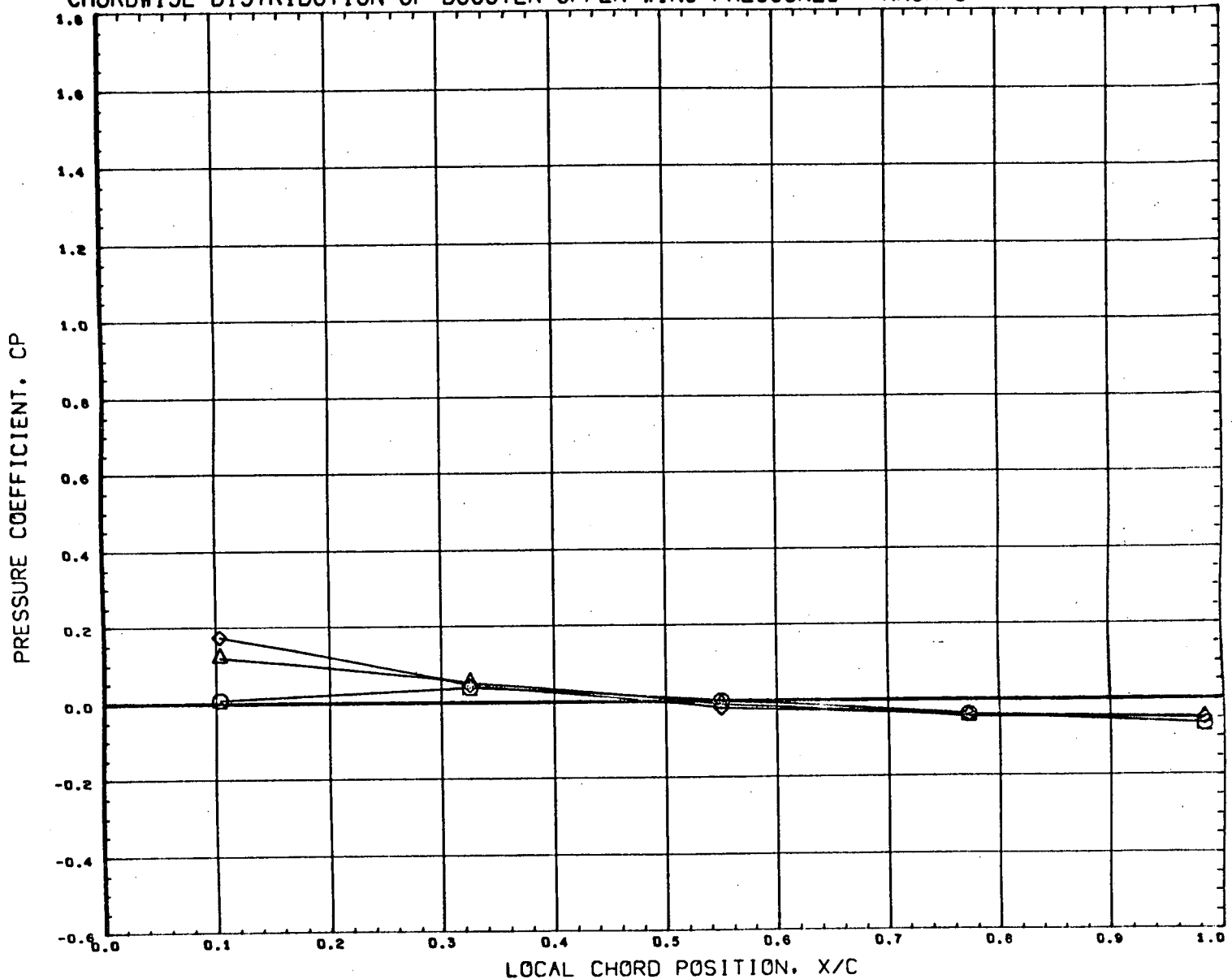


SYMBOL	DELTA X	Y/B	DELTA Z
○	0.038	0.221	0.105
△	0.101		
◇	0.161		

PARAMETRIC VALUES			
BETA	0.000	ALPHAB	- 4.950
MACH	3.000	ALPHA1	0.000
ORBPOW	0.000	BSTPOW	0.000

REFERENCE FILE

CHORDWISE DISTRIBUTION OF BOOSTER UPPER WING PRESSURES - MACH 3



SYMBOL	DELTA X	Y/B	DELTA Z
○	0.038	0.359	0.105
△	0.101		
◇	0.161		

PARAMETRIC VALUES		
BETA	0.000	ALPHAB - 4.950
MACH	3.000	ALPHA1 0.000
ORBPOW	0.000	BSTPOW 0.000

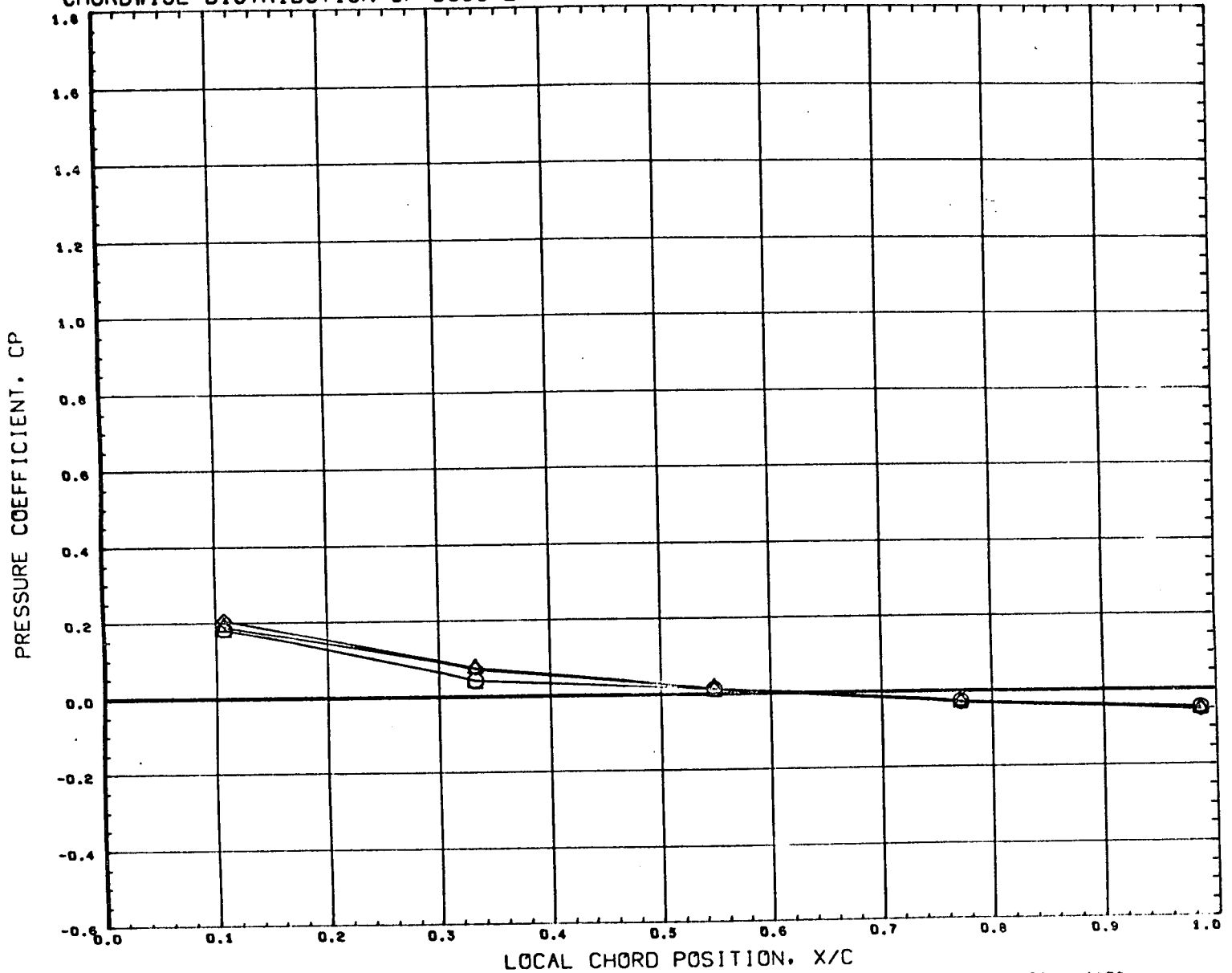
REFERENCE FILE

AEDC VA1163 MDAC BOOSTER (UPPER WING)

•BT8332•

PAGE 387

CHORDWISE DISTRIBUTION OF BOOSTER UPPER WING PRESSURES - MACH 3



SYMBOL	DELTA X	Y/B	DELTA Z
○	0.038	0.497	0.105
△	0.101		
◇	0.161		

PARAMETRIC VALUES			
BETA	0.000	ALPHAB	- 4.950
MACH	3.000	ALPHA I	0.000
ORBPOW	0.000	BSTPOW	0.000

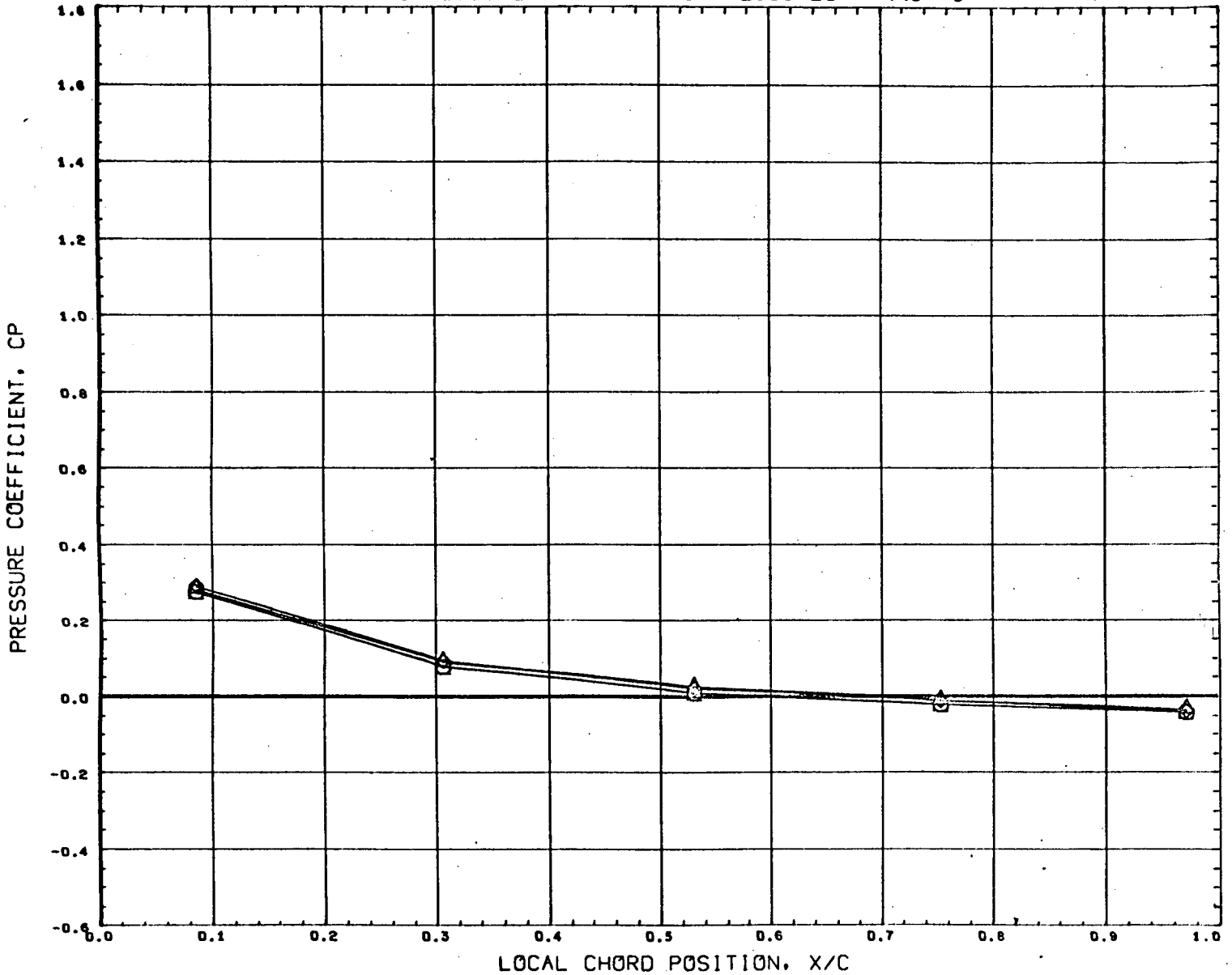
REFERENCE FILE

AEDC VA1163 MDAC BOOSTER (UPPER WING)

•BT8332•

PAGE 388

CHORDWISE DISTRIBUTION OF BOOSTER UPPER WING PRESSURES - MACH 3

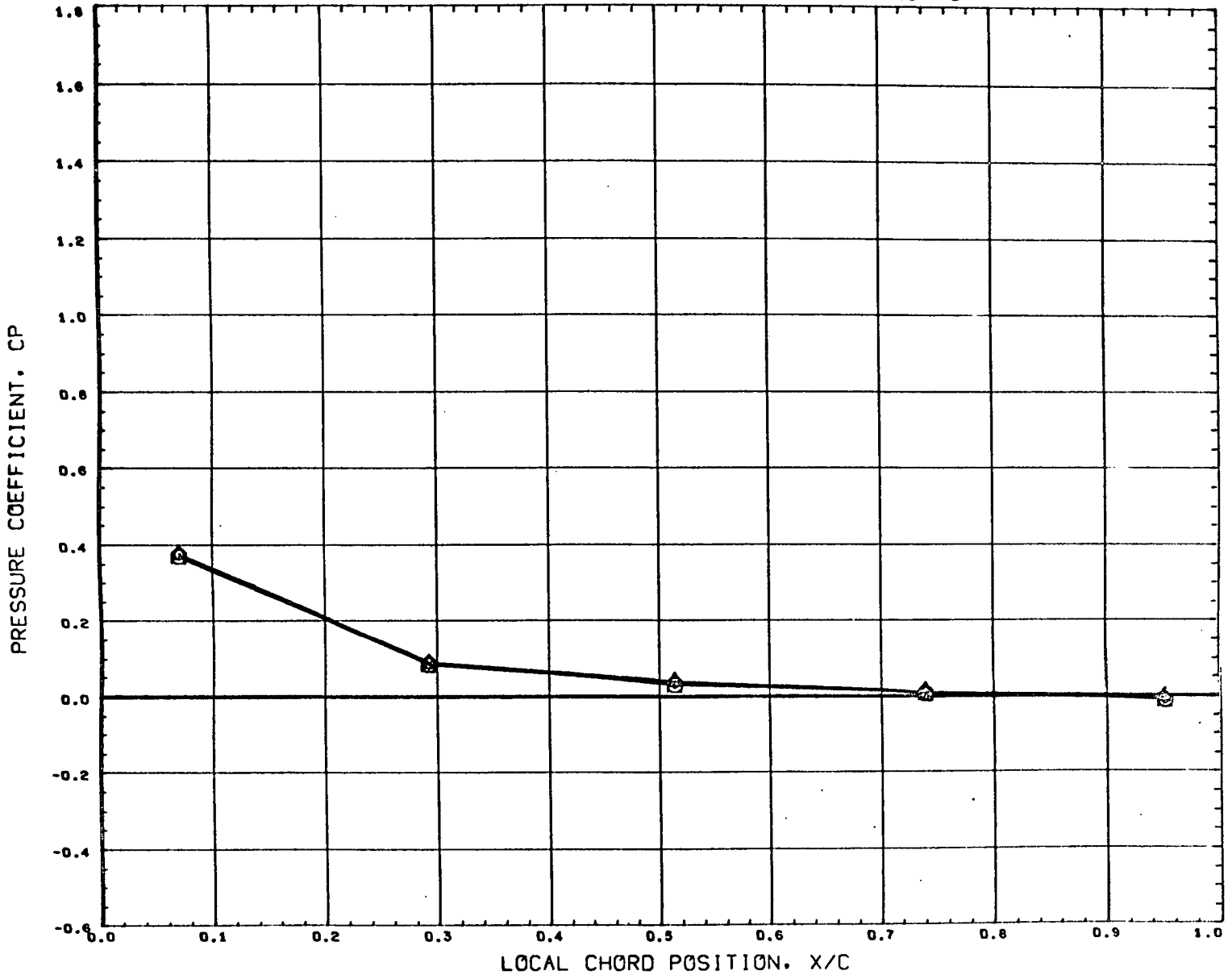


SYMBOL	DELTA X	Y/B	DELTA Z
○	0.038	0.635	0.105
△	0.101		
◇	0.161		

PARAMETRIC VALUES			
BETA	0.000	ALPHAB	- 4.950
MACH	3.000	ALPHA I	0.000
ORBPOW	0.000	BSTPOW	0.000

REFERENCE FILE

CHORDWISE DISTRIBUTION OF BOOSTER UPPER WING PRESSURES - MACH 3



SYMBOL	DELTA X	Y/B	DELTA Z
○	0.038	0.773	0.103
△	0.101		
◇	0.161		

PARAMETRIC VALUES			
BETA	0.000	ALPHAB	- 4.950
MACH	3.000	ALPHA1	0.000
ORBPOW	0.000	BSTPOW	0.000

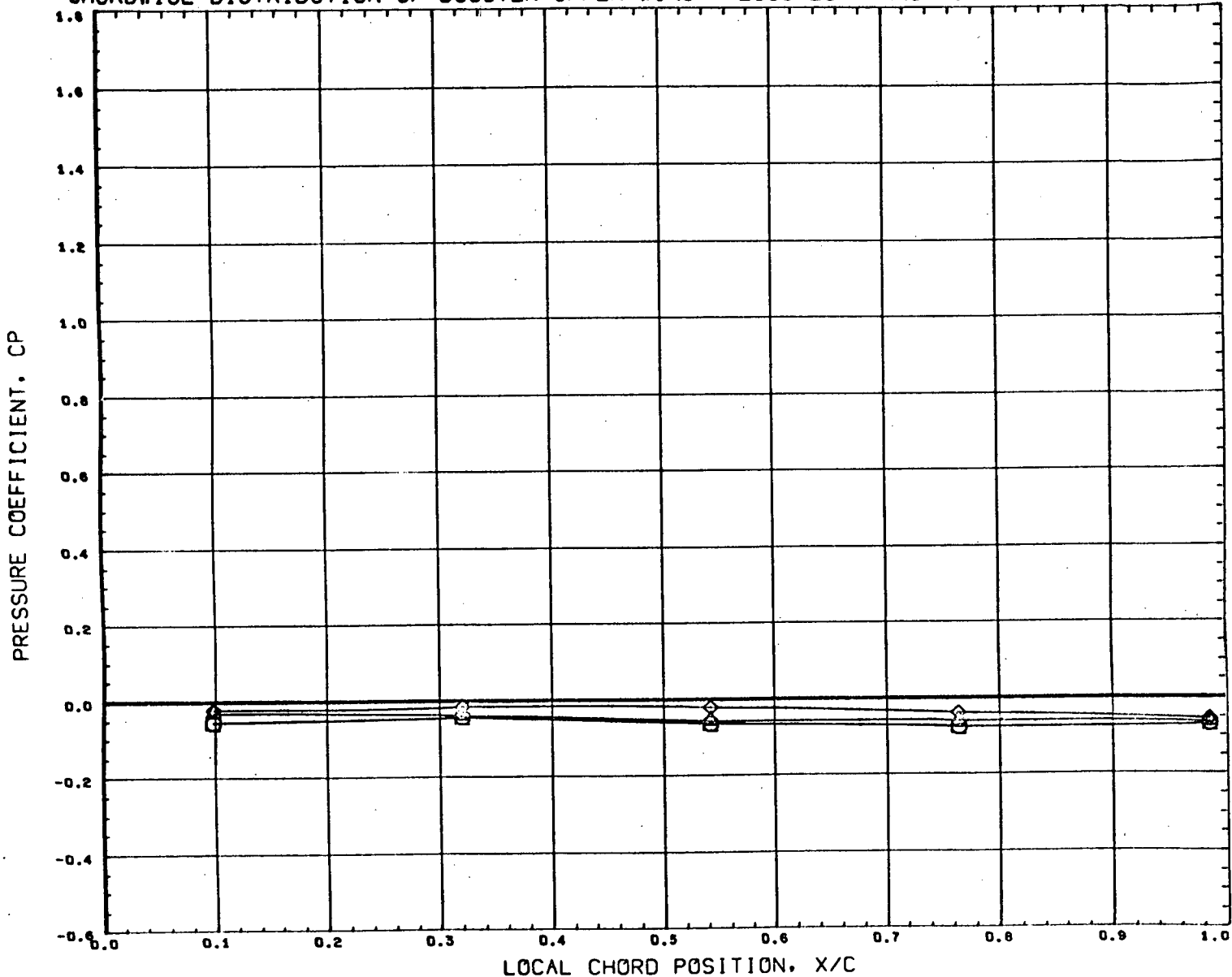
REFERENCE FILE

AEDC VA1163 MDAC BOOSTER (UPPER WING)

•BT8332•

PAGE 390

CHORDWISE DISTRIBUTION OF BOOSTER UPPER WING PRESSURES - MACH 3



SYMBOL	DELTA X	Y/B	DELTA Z
○	0.040	0.221	0.105
△	0.104		
◇	0.167		

PARAMETRIC VALUES			
BETA	0.000	ALPHAB	0.003
MACH	3.000	ALPHA I	0.000
ORBPOW	0.000	BSTPOW	0.000

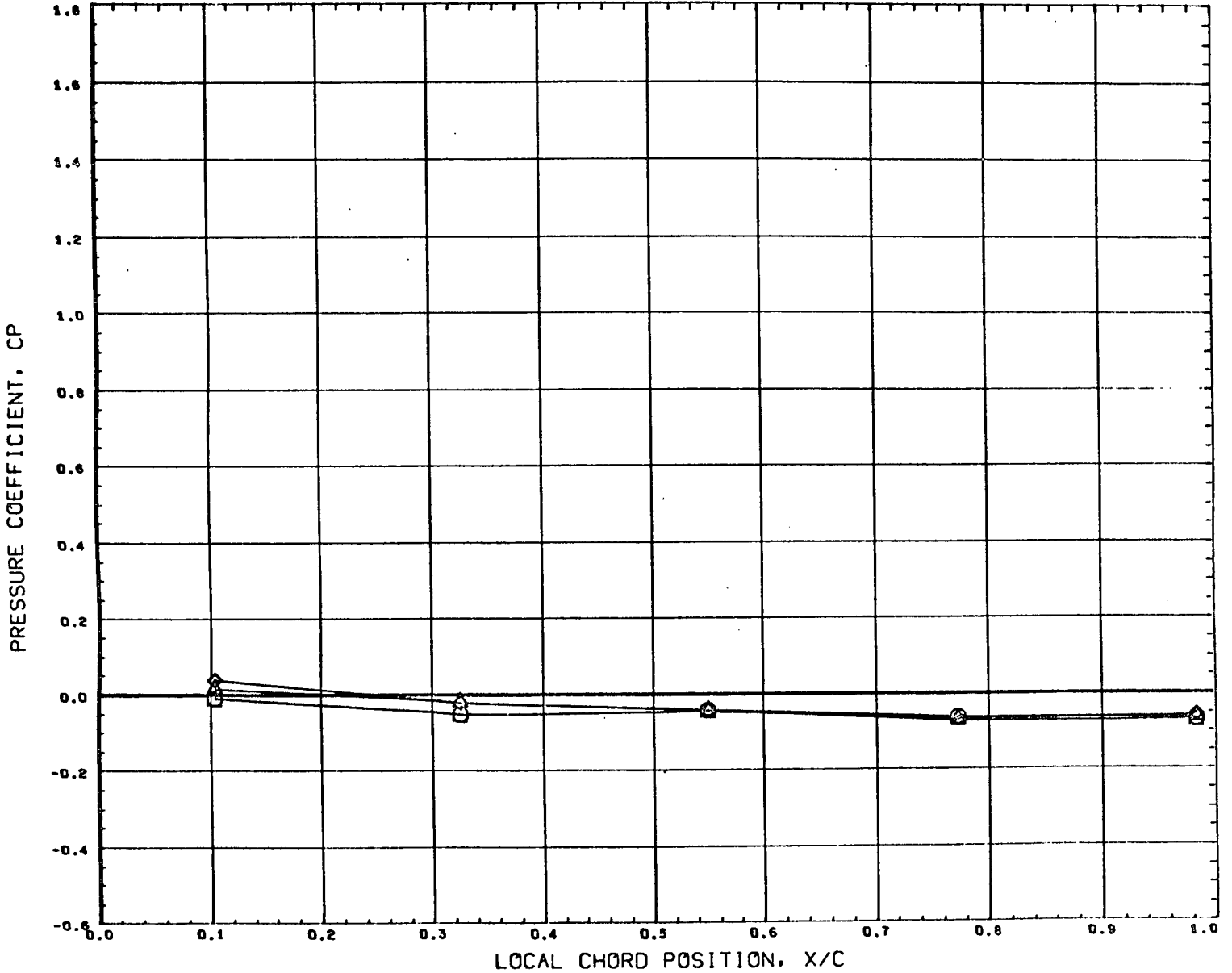
REFERENCE FILE

AEDC VA1163 MDAC BOOSTER (UPPER WING)

•BT8333•

PAGE 391

CHORDWISE DISTRIBUTION OF BOOSTER UPPER WING PRESSURES - MACH 3



SYMBOL	DELTA X	Y/B	DELTA Z
○	0.040	0.359	0.105
△	0.104		
◇	0.167		

PARAMETRIC VALUES			
BETA	0.000	ALPHAB	0.003
MACH	3.000	ALPHA I	0.000
ORBPOW	0.000	BSTPOW	0.000

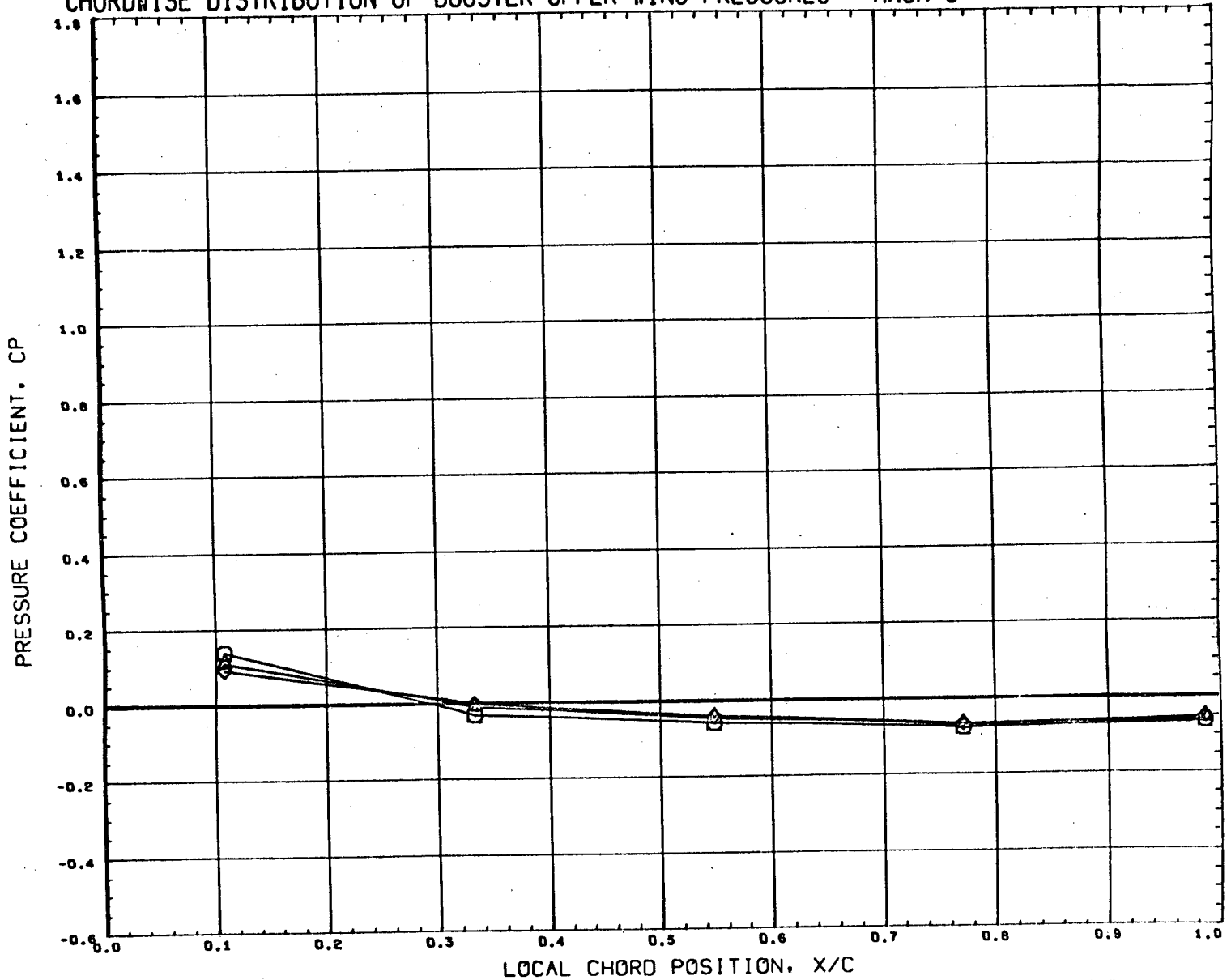
REFERENCE FILE

AEDC VA1163 MDAC BOOSTER (UPPER WING)

•BT8333•

PAGE 392

CHORDWISE DISTRIBUTION OF BOOSTER UPPER WING PRESSURES - MACH 3



SYMBOL	DELTA X	Y/B	DELTA Z
○	0.040	0.497	0.105
△	0.104		
◇	0.167		

PARAMETRIC VALUES			
BETA	0.000	ALPHAB	0.003
MACH	3.000	ALPHA1	0.000
ORBPOW	0.000	BSTPOW	0.000

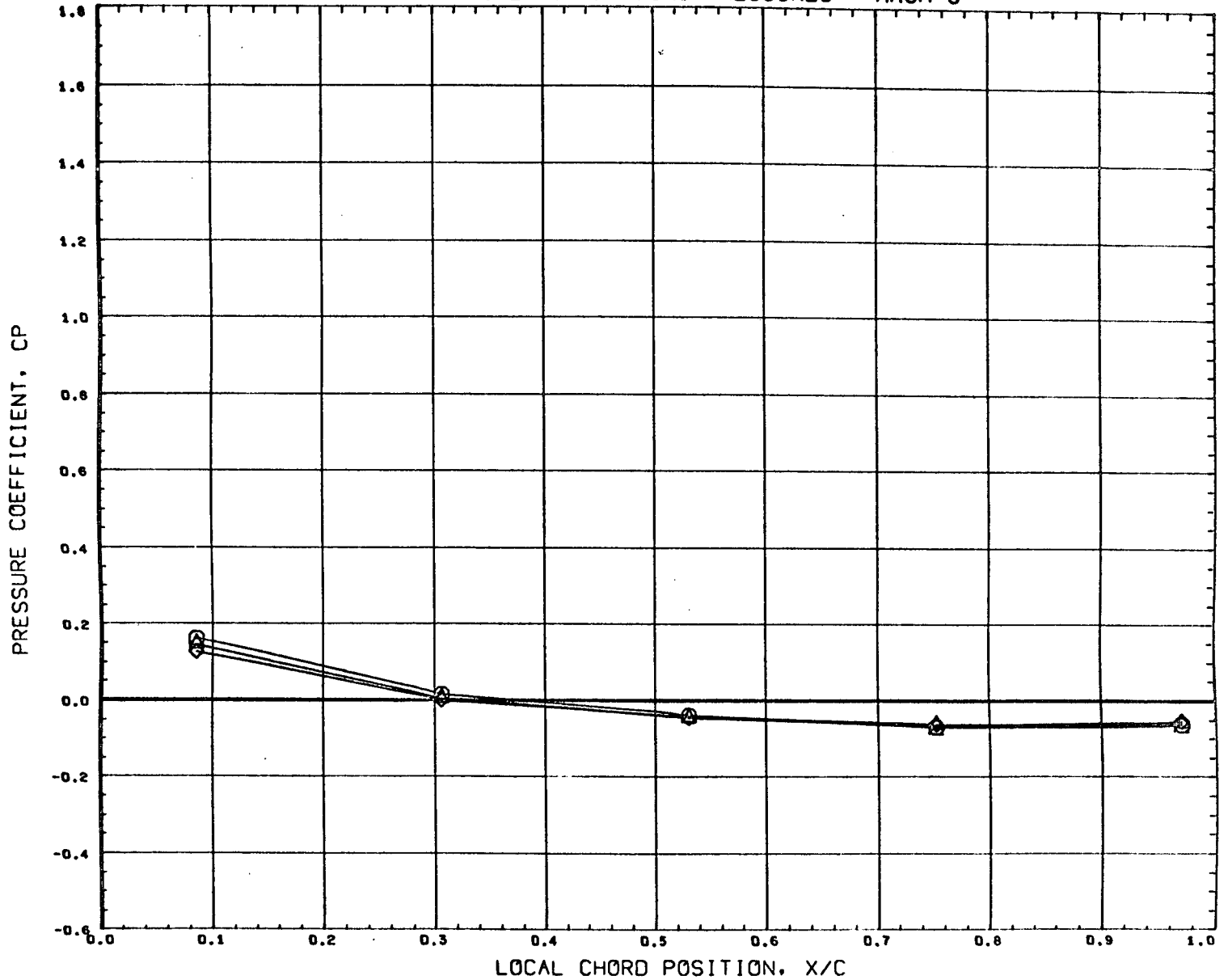
REFERENCE FILE

AEDC VA1163 MDAC BOOSTER (UPPER WING)

•BT8333•

PAGE 393

CHORDWISE DISTRIBUTION OF BOOSTER UPPER WING PRESSURES - MACH 3



SYMBOL	DELTA X	Y/B	DELTA Z
○	0.040	0.635	0.105
△	0.104		
◇	0.167		

PARAMETRIC VALUES			
BETA	0.000	ALPHAB	0.003
MACH	3.000	ALPHA1	0.000
ORBPOW	0.000	BSTPOW	0.000

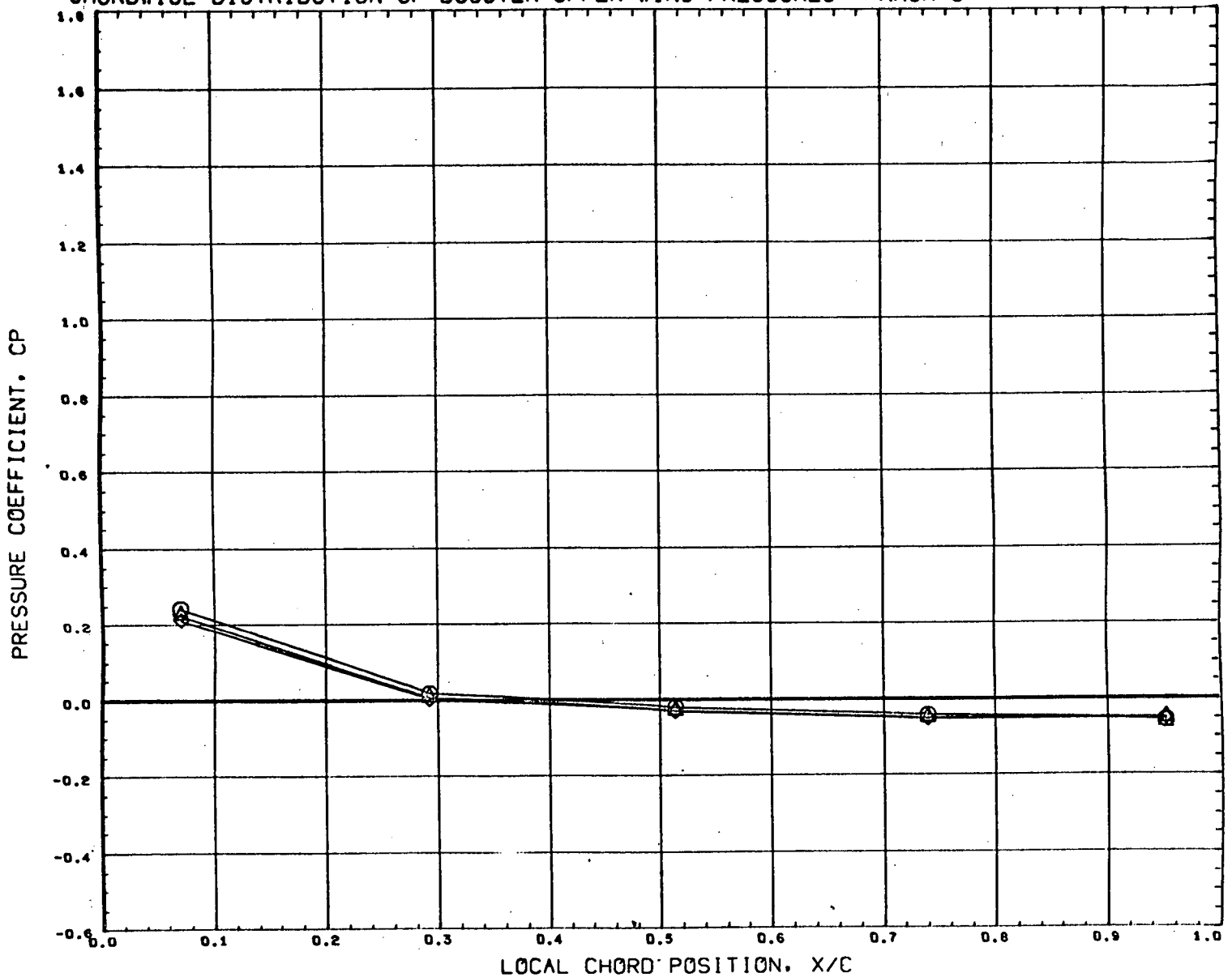
REFERENCE FILE

AEDC VA1163 MDAC BOOSTER (UPPER WING)

•BT8333•

PAGE 394

CHORDWISE DISTRIBUTION OF BOOSTER UPPER WING PRESSURES - MACH 3



SYMBOL	DELTA X	Y/B	DELTA Z	PARAMETRIC VALUES				
	○	0.040	0.773	0.105	BETA	0.000	ALPHAB	0.003
	△	0.104			MACH	3.000	ALPHAI	0.000
◇	0.167			ORBPOW	0.000	BSTPOW	0.000	

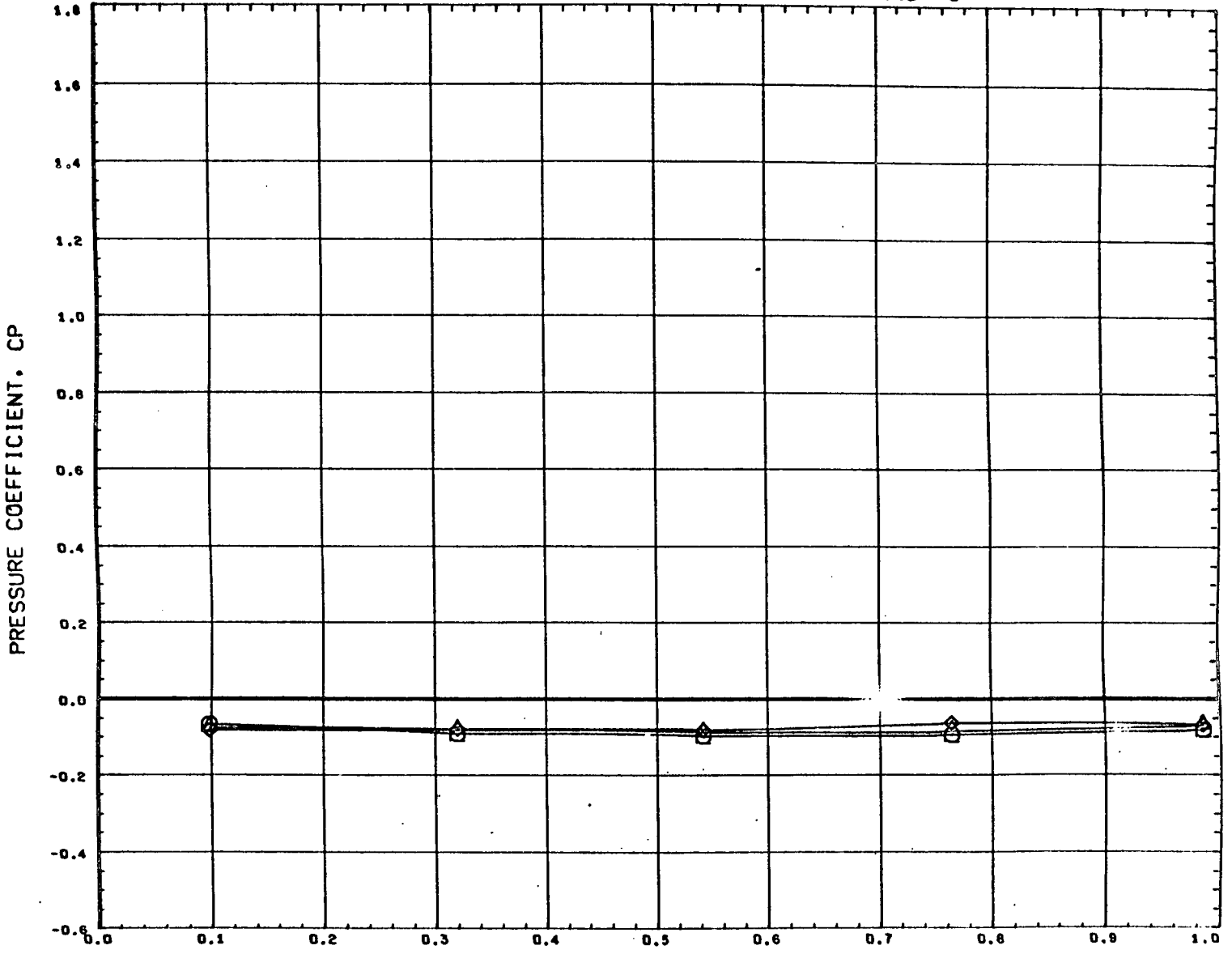
REFERENCE FILE

AEDC VA1163 MDAC BOOSTER (UPPER WING)

•BT8333•

PAGE 395

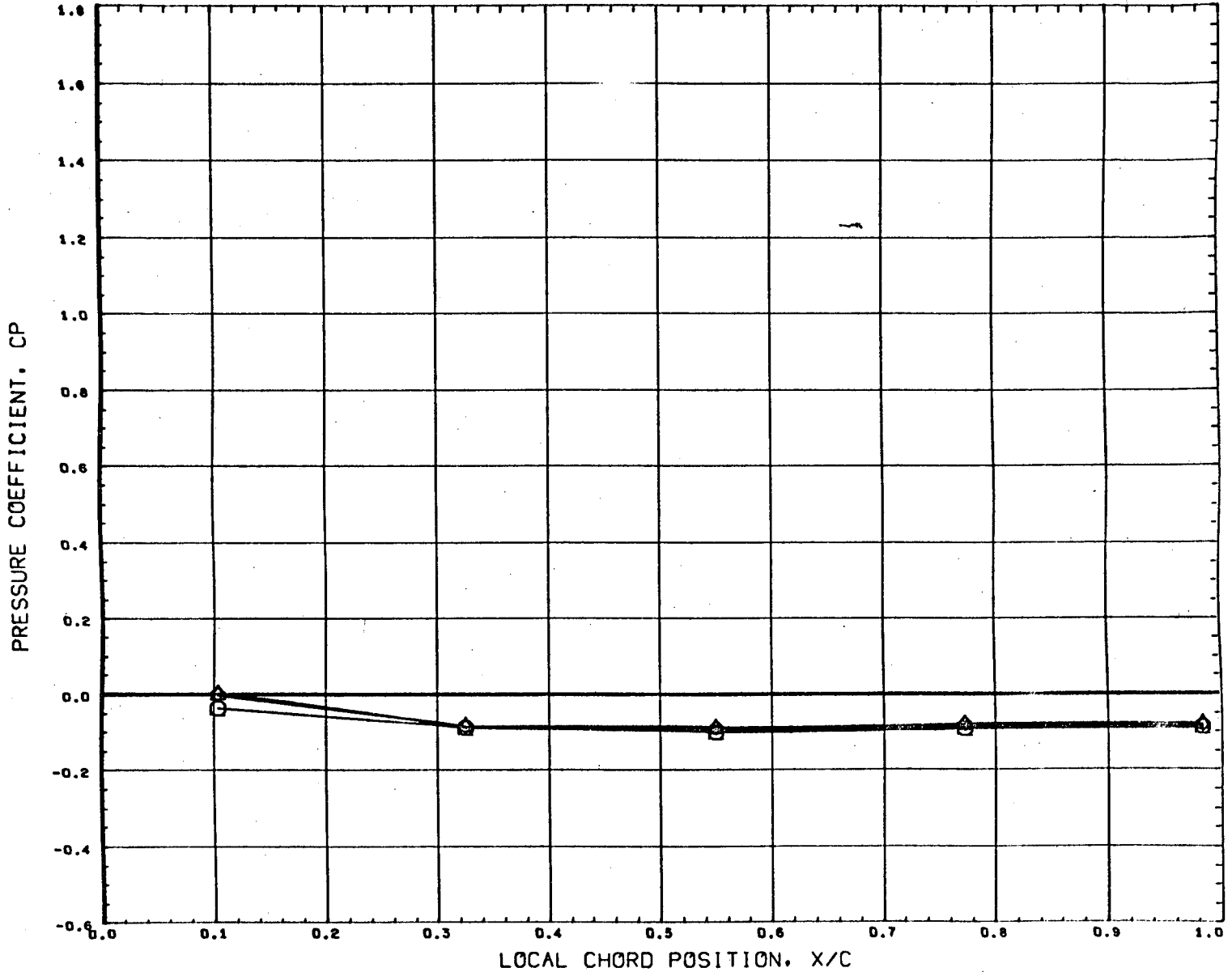
CHORDWISE DISTRIBUTION OF BOOSTER UPPER WING PRESSURES - MACH 3



SYMBOL	DELTA X	Y/B	DELTA Z	PARAMETRIC VALUES			
○	0.038	0.221	0.105	BETA	0.000	ALPHA B	5.040
△	0.099			MACH	3.000	ALPHA I	0.000
◇	0.162			ORBPOW	0.000	BSTPOW	0.000

REFERENCE FILE

CHORDWISE DISTRIBUTION OF BOOSTER UPPER WING PRESSURES - MACH 3

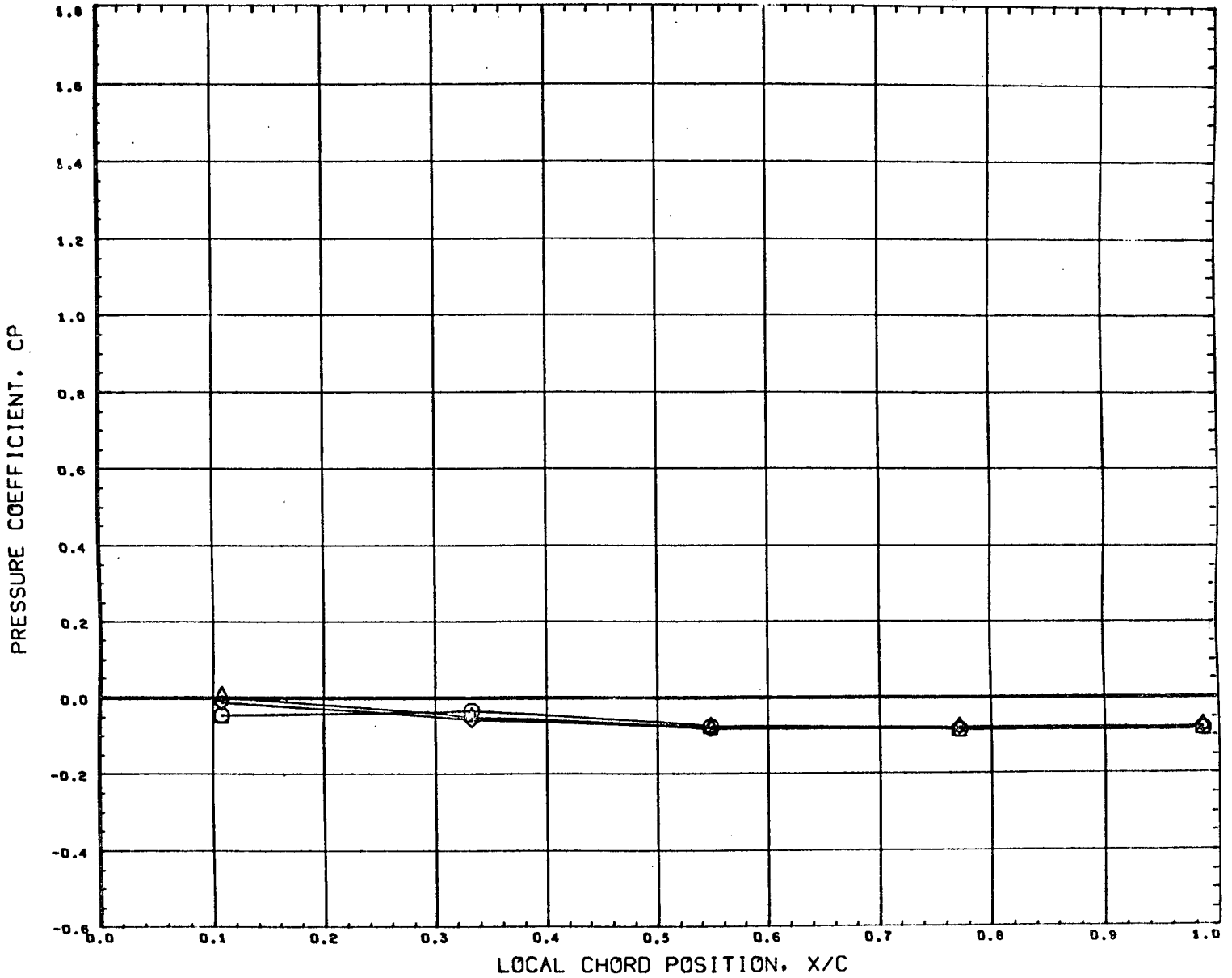


SYMBOL	DELTA X	Y/B	DELTA Z
○	0.038	0.359	0.105
△	0.099		
◇	0.162		

PARAMETRIC VALUES			
BETA	0.000	ALPHAB	5.040
MACH	3.000	ALPHA1	0.000
ORBPOW	0.000	BSTPOW	0.000

REFERENCE FILE

CHORDWISE DISTRIBUTION OF BOOSTER UPPER WING PRESSURES - MACH 3



SYMBOL	DELTA X	Y/B	DELTA Z
○	0.038	0.497	0.105
△	0.099		
◇	0.162		

PARAMETRIC VALUES			
BETA	0.000	ALPHAB	5.040
MACH	3.000	ALPHA1	0.000
ORBPOW	0.000	BSTPOW	0.000

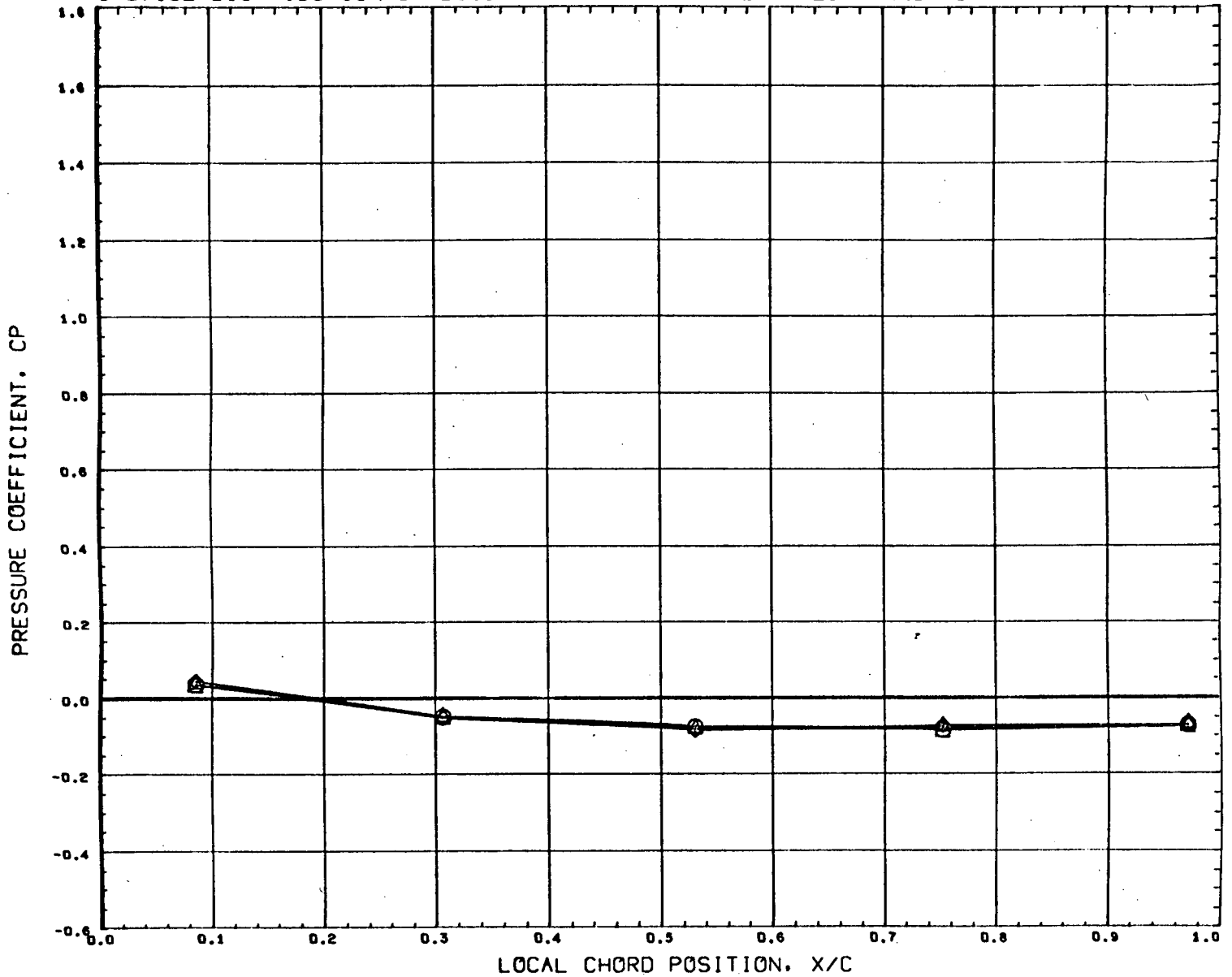
REFERENCE FILE

AEDC VA1163 MDAC BOOSTER (UPPER WING)

•BT8334•

PAGE 398

CHORDWISE DISTRIBUTION OF BOOSTER UPPER WING PRESSURES - MACH 3



SYMBOL	DELTA X	Y/B	DELTA Z
○	0.038	0.635	0.105
△	0.099		
◇	0.162		

PARAMETRIC VALUES			
BETA	0.000	ALPHAB	3.040
MACH	3.000	ALPHA1	0.000
ORBPOW	0.000	BSTPOW	0.000

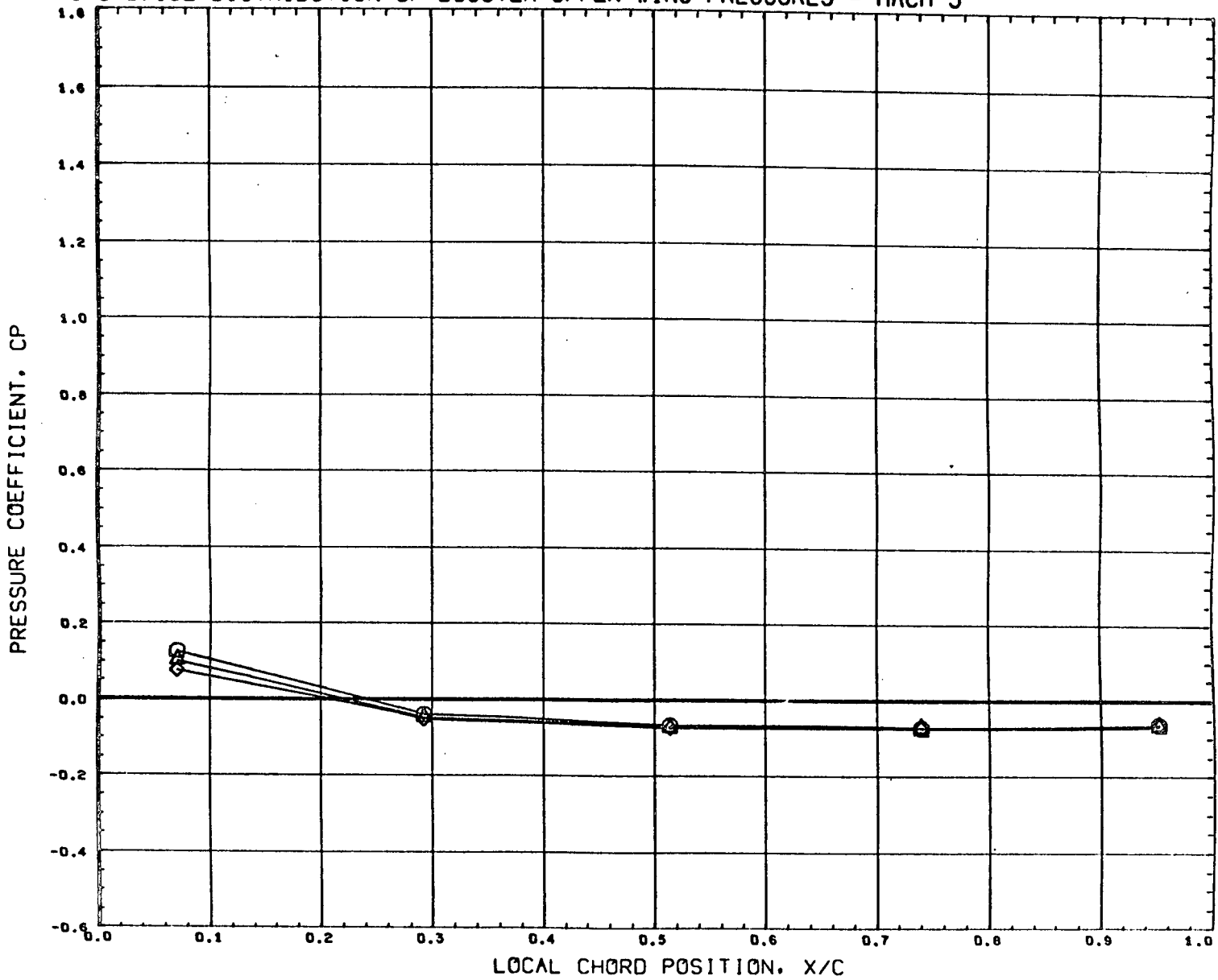
REFERENCE FILE

AEDC VA1163 MDAC BOOSTER (UPPER WING)

•BT8334•

PAGE 399

CHORDWISE DISTRIBUTION OF BOOSTER UPPER WING PRESSURES - MACH 3



SYMBOL	DELTA X	Y/B	DELTA Z
○	0.038	0.773	0.105
△	0.099		
◇	0.162		

PARAMETRIC VALUES			
BETA	0.000	ALPHAB	5.040
MACH	3.000	ALPHA1	0.000
ORBPOW	0.000	BSTPOW	0.000

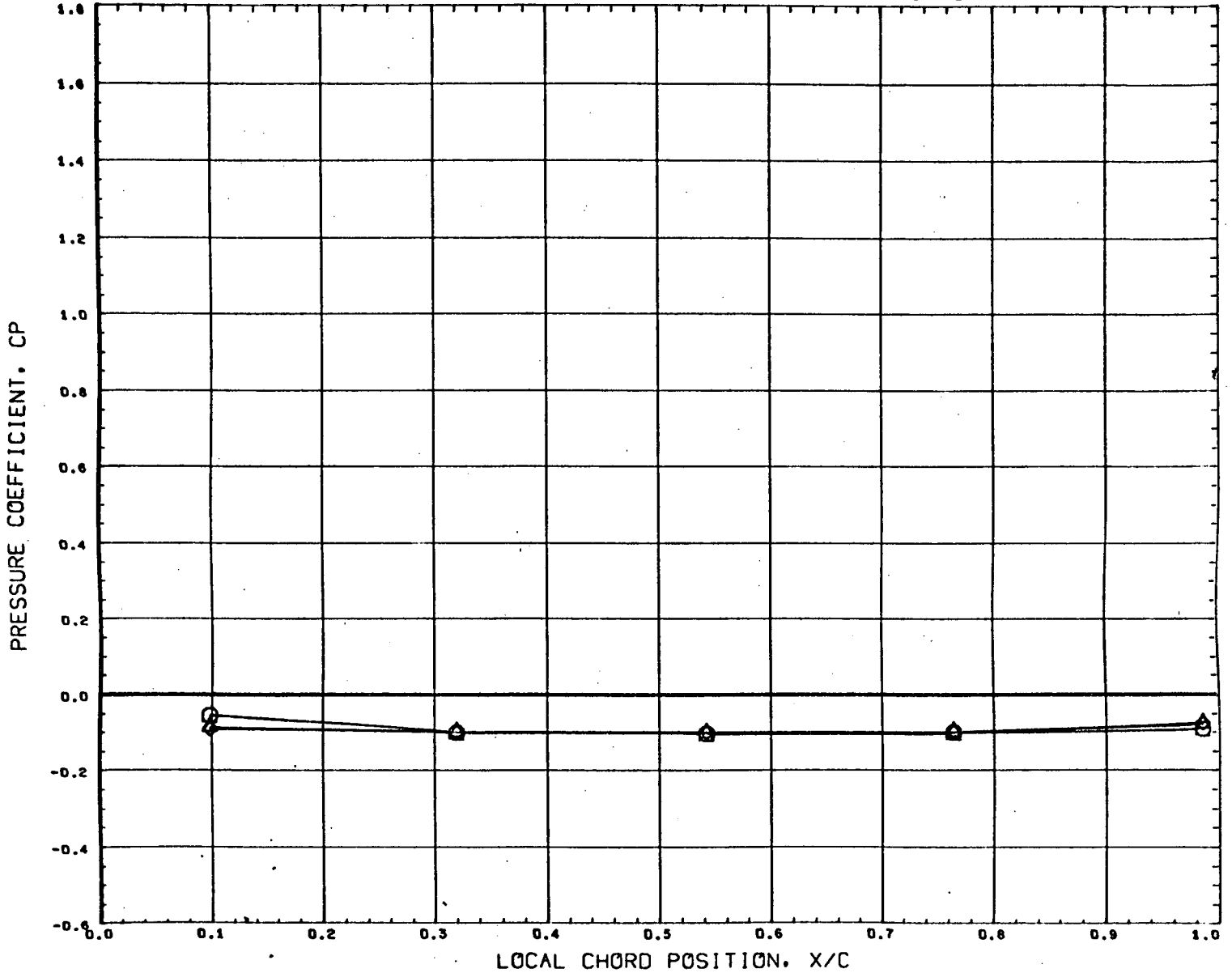
REFERENCE FILE

AEDC VA1163 MDAC BOOSTER (UPPER WING)

•BT8334•

PAGE 400

CHORDWISE DISTRIBUTION OF BOOSTER UPPER WING PRESSURES - MACH 3



SYMBOL	DELTA X	Y/B	DELTA Z
○	0.042	0.221	0.105
△	0.104		
◇	0.165		

PARAMETRIC VALUES			
BETA	0.000	ALPHAB	10.000
MACH	3.000	ALPHAI	0.000
ORBPOW	0.000	BSTPOW	0.000

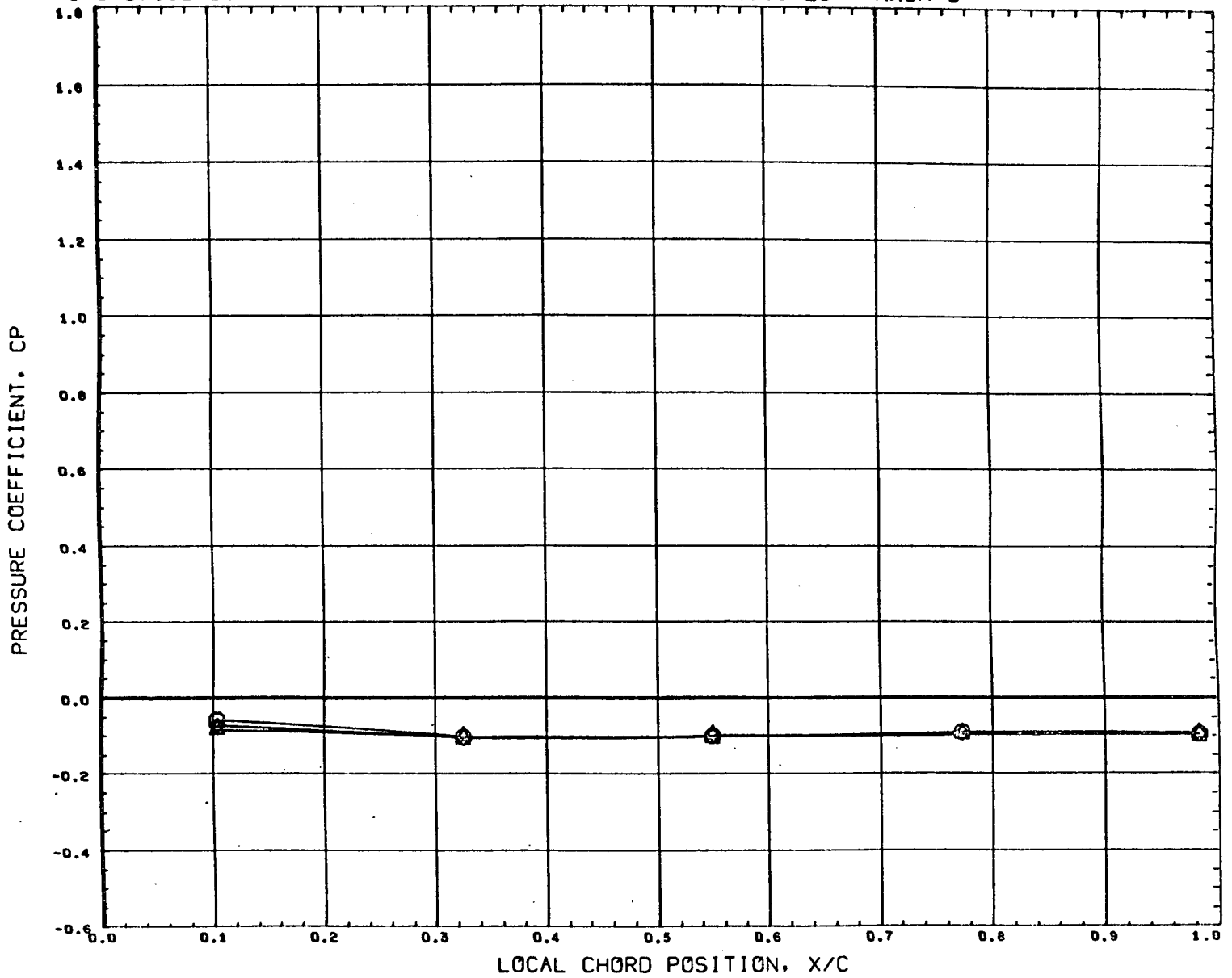
REFERENCE FILE

AEDC VA1163 MDAC BOOSTER (UPPER WING)

•BT8335•

PAGE 401

CHORDWISE DISTRIBUTION OF BOOSTER UPPER WING PRESSURES - MACH 3



SYMBOL	DELTA X	Y/B	DELTA Z
○	0.042	0.359	0.105
△	0.104		
◇	0.165		

PARAMETRIC VALUES			
BETA	0.000	ALPHAB	10.000
MACH	3.000	ALPHA I	0.000
ORBPOW	0.000	BSTPOW	0.000

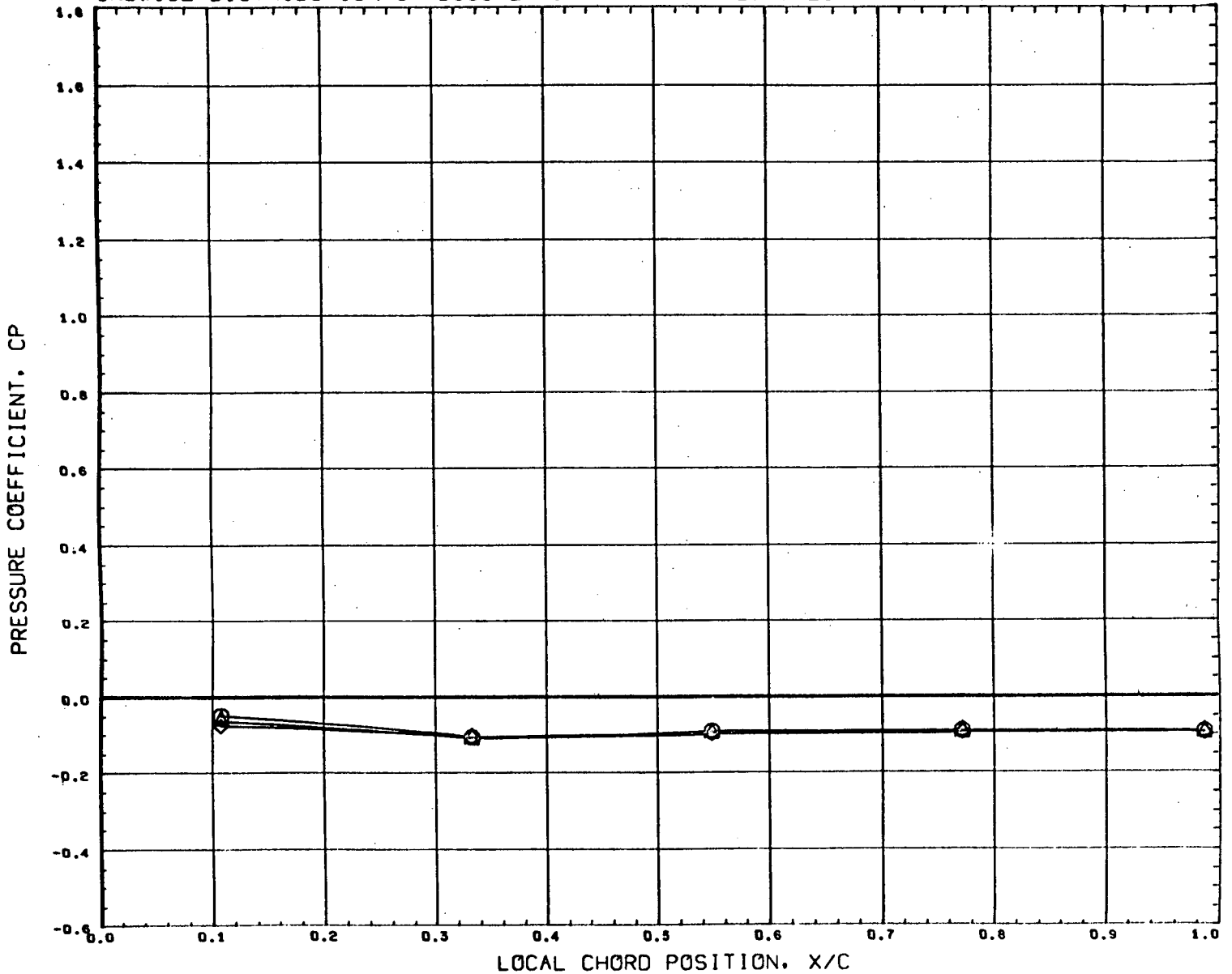
REFERENCE FILE

AEDC VA1163 MDAC BOOSTER (UPPER WING)

•BT8335•

PAGE 402

CHORDWISE DISTRIBUTION OF BOOSTER UPPER WING PRESSURES - MACH 3



SYMBOL	DELTA X	Y/B	DELTA Z
○	0.042	0.497	0.105
△	0.104		
◇	0.165		

PARAMETRIC VALUES			
BETA	0.000	ALPHAB	10.000
MACH	3.000	ALPHA I	0.000
ORBPOW	0.000	BSTPOW	0.000

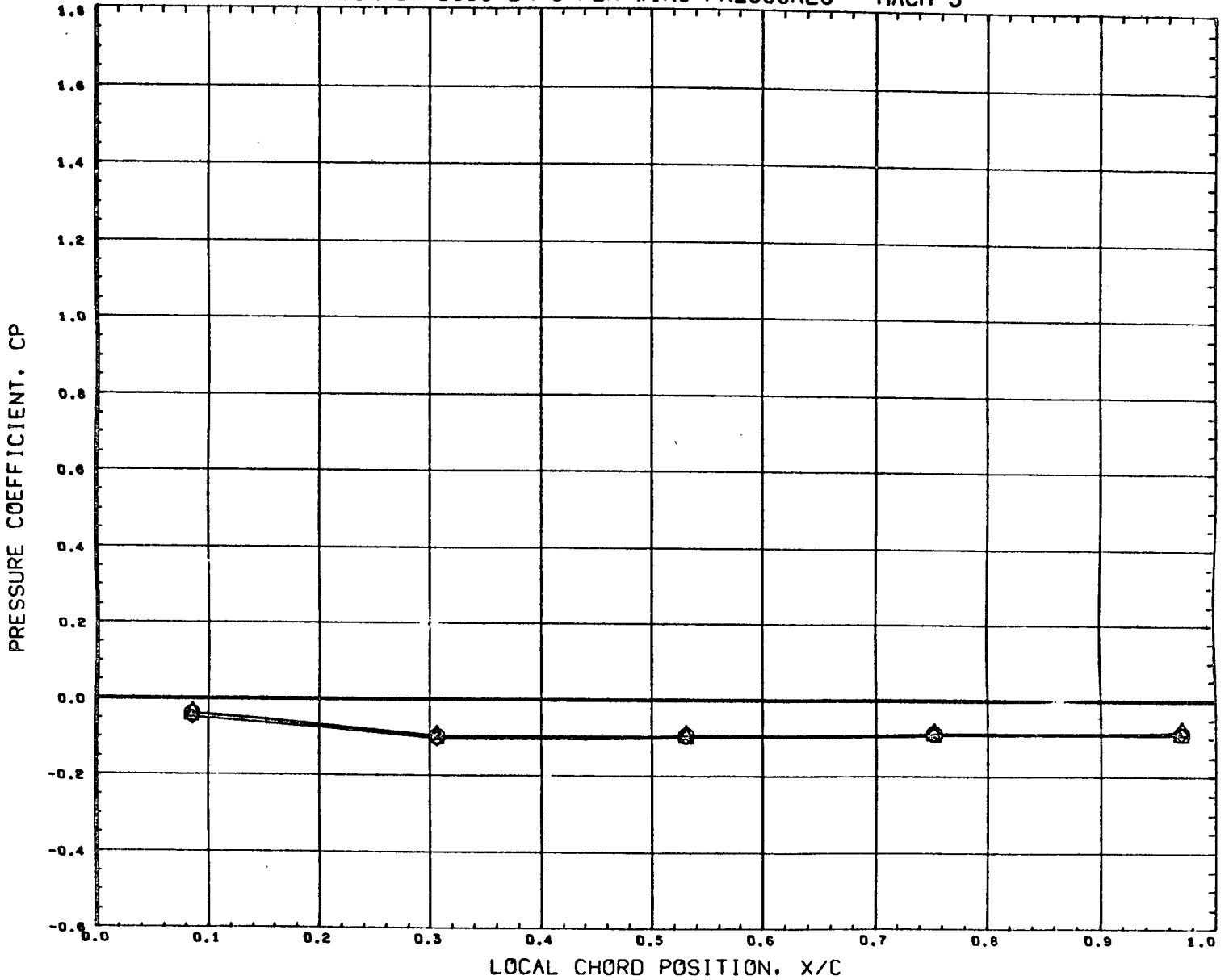
REFERENCE FILE

AEDC VA1163 MDAC BOOSTER (UPPER WING)

•BT8335•

PAGE 403

CHORDWISE DISTRIBUTION OF BOOSTER UPPER WING PRESSURES - MACH 3

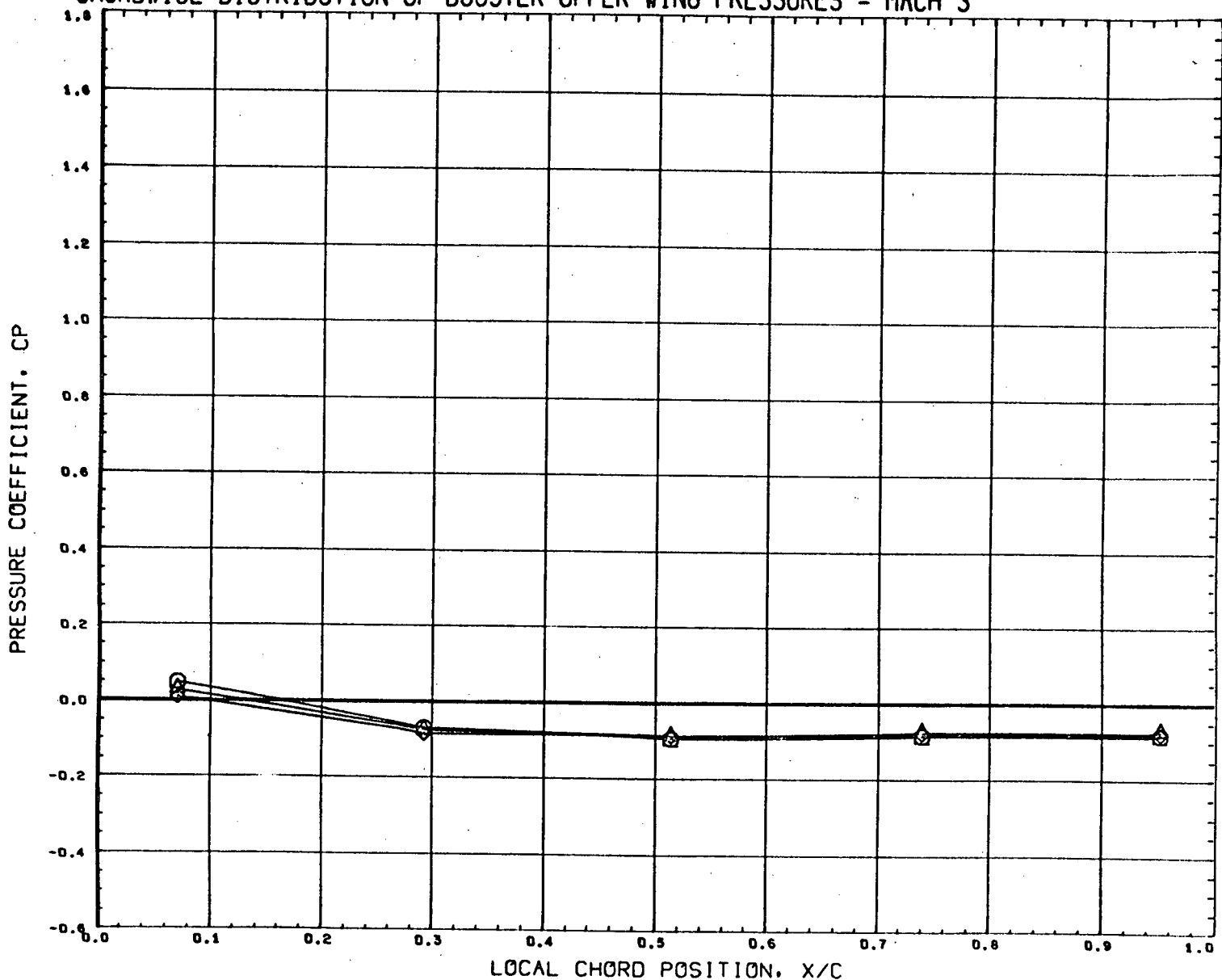


SYMBOL	DELTA X	Y/B	DELTA Z
○	0.042	0.635	0.105
△	0.104		
◇	0.165		

PARAMETRIC VALUES			
BETA	0.000	ALPHAB	10.000
MACH	3.000	ALPHA1	0.000
ORBPOW	0.000	BSTPOW	0.000

REFERENCE FILE

CHORDWISE DISTRIBUTION OF BOOSTER UPPER WING PRESSURES - MACH 3



SYMBOL	DELTA X	Y/B	DELTA Z
○	0.042	0.773	0.105
△	0.104		
◇	0.165		

PARAMETRIC VALUES			
BETA	0.000	ALPHAB	10.000
MACH	3.000	ALPHA1	0.000
ORBPOW	0.000	BSTPOW	0.000

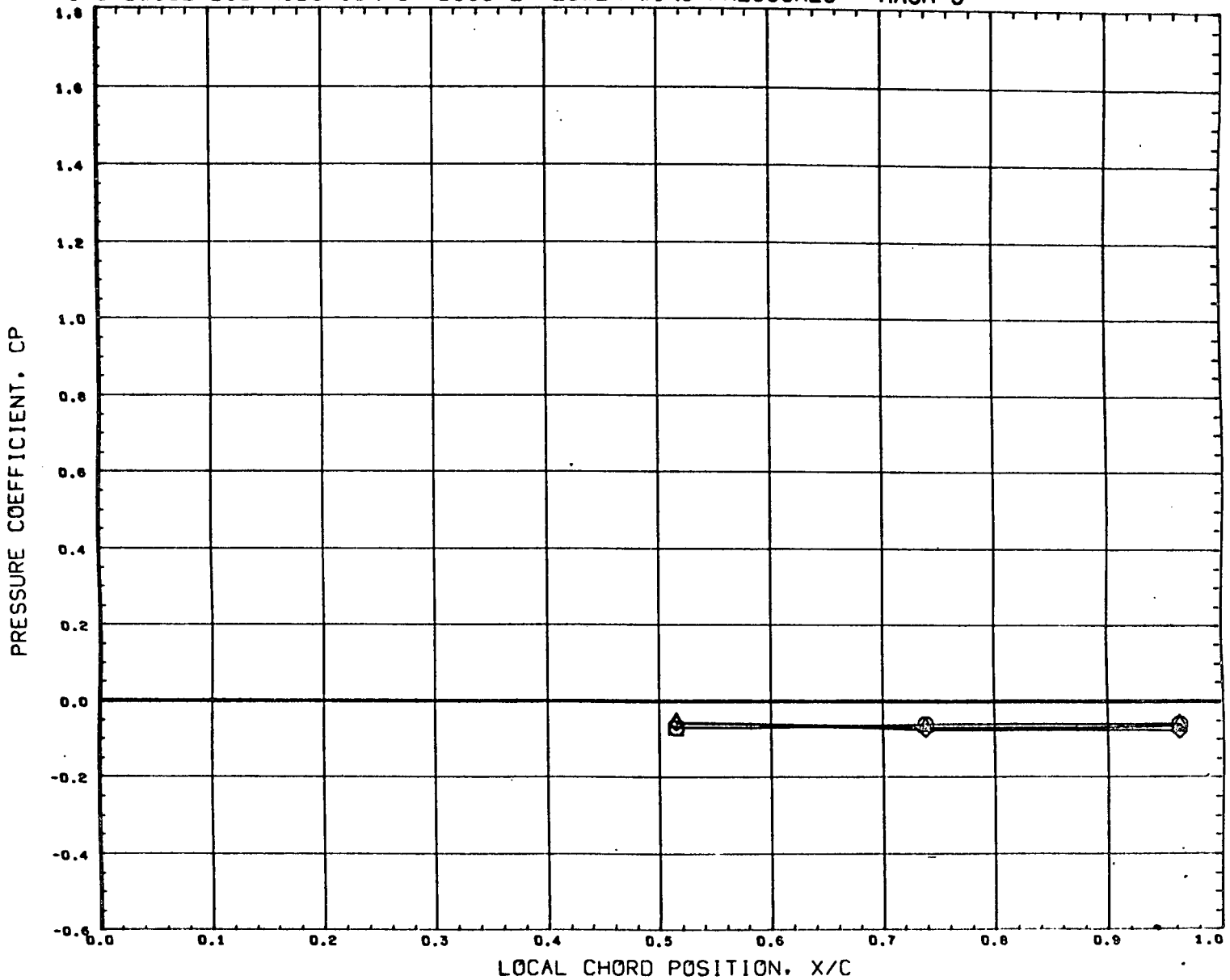
REFERENCE FILE

AEDC VA1163 MDAC BOOSTER (UPPER WING)

•BT8335•

PAGE 405

CHORDWISE DISTRIBUTION OF BOOSTER LOWER WING PRESSURES - MACH 3



SYMBOL	DELTA X	Y/B	DELTA Z
○	0.143	0.221	0.120
△	0.103		
◇	0.228		

PARAMETRIC VALUES		
BETA	0.000	ALPHAB - 9.979
MACH	3.000	ALPHA I 0.000
ORBPOW	100.000	BSTPOW 50.000

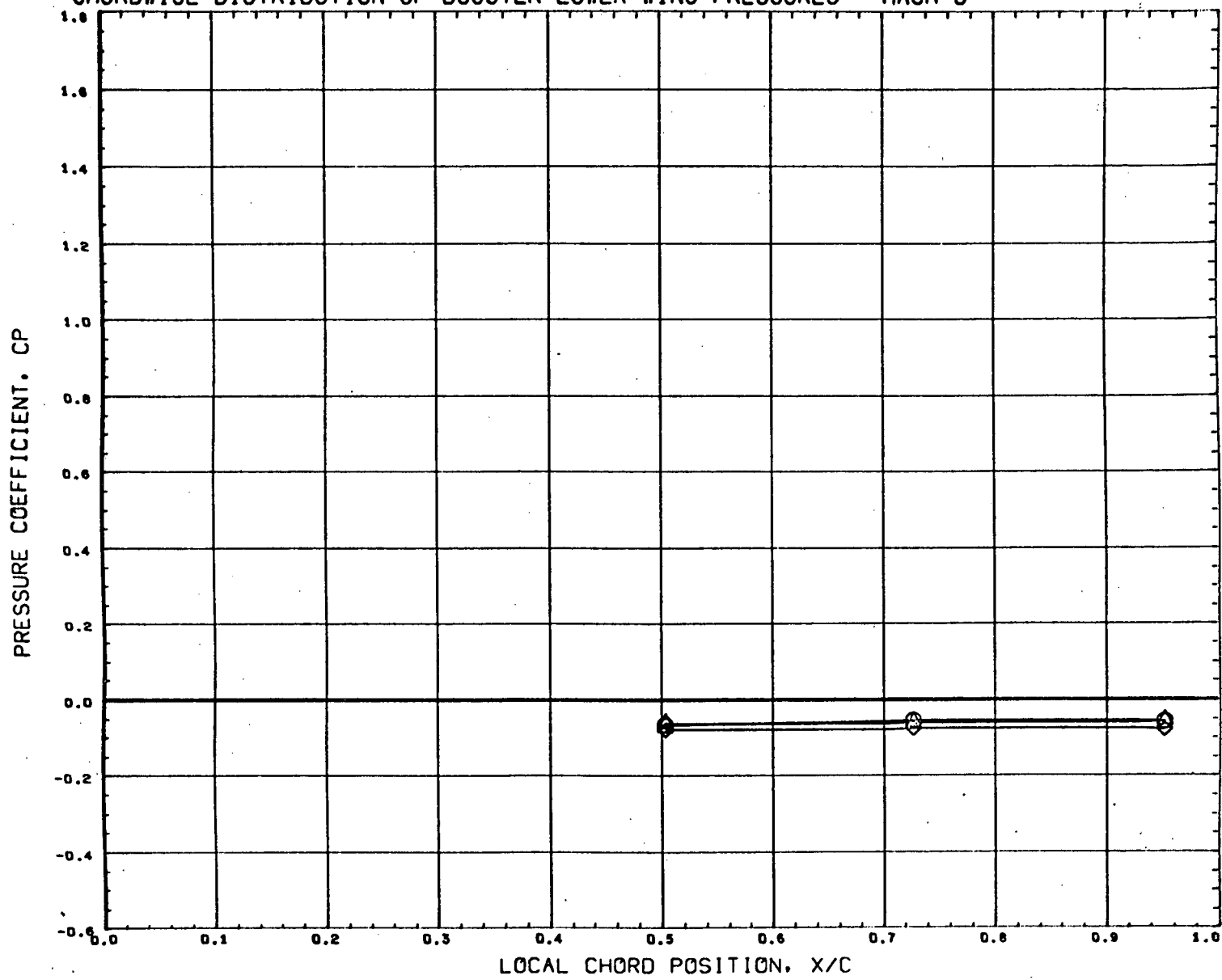
REFERENCE FILE

AEDC VA1163 MDAC BOOSTER (LOWER WING)

•CT8311•

PAGE 406

CHORDWISE DISTRIBUTION OF BOOSTER LOWER WING PRESSURES - MACH 3



SYMBOL	DELTA X	Y/B	DELTA Z
○	0.143	0.359	0.120
△	0.103		
◇	0.228		

PARAMETRIC VALUES			
BETA	0.000	ALPHA B	- 9.979
MACH	3.000	ALPHA I	0.000
ORBPOW	100.000	BSTPOW	50.000

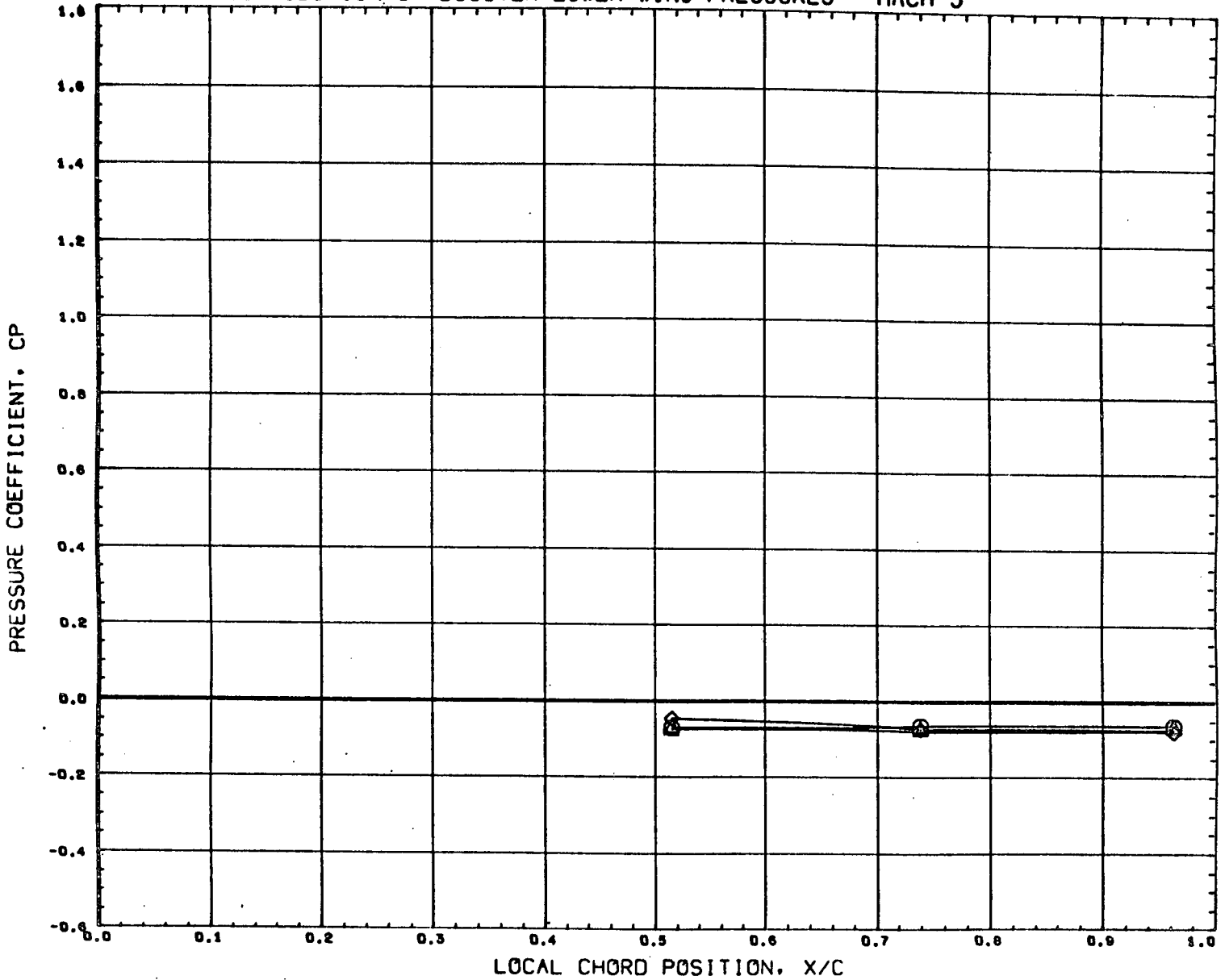
REFERENCE FILE

AEDC VA1163 MDAC BOOSTER (LOWER WING)

•CT8311•

PAGE 407

CHORDWISE DISTRIBUTION OF BOOSTER LOWER WING PRESSURES - MACH 3



SYMBOL	DELTA X	Y/B	DELTA Z
○	0.143	0.221	0.151
△	0.104		
◇	0.226		

PARAMETRIC VALUES			
BETA	0.000	ALPHA B	- 9.979
MACH	3.000	ALPHA I	0.000
ORBPOW	100.000	BSTPOW	50.000

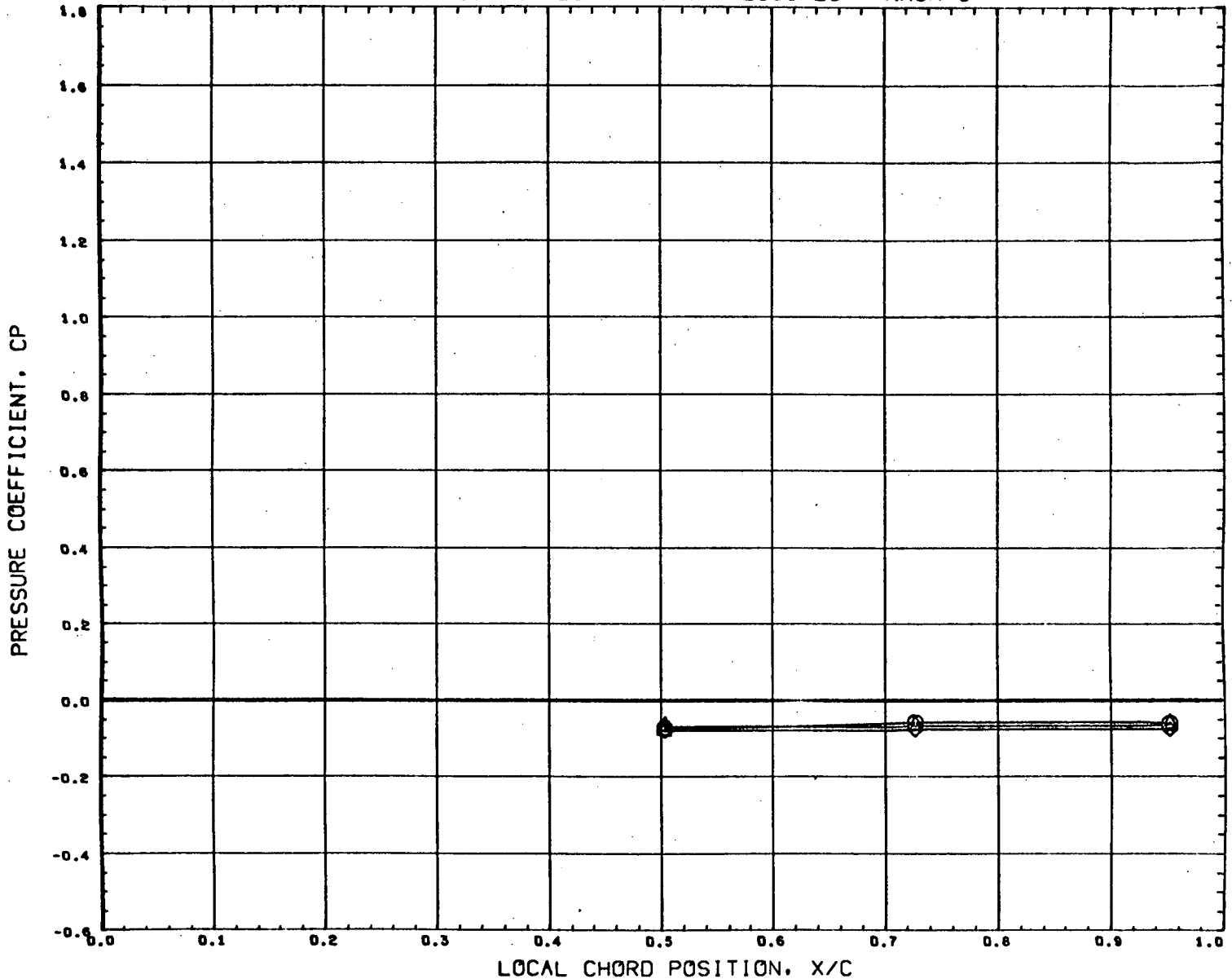
REFERENCE FILE

AEDC VA1163 MDAC BOOSTER (LOWER WING)

•CT8311•

PAGE 408

CHORDWISE DISTRIBUTION OF BOOSTER LOWER WING PRESSURES - MACH 3

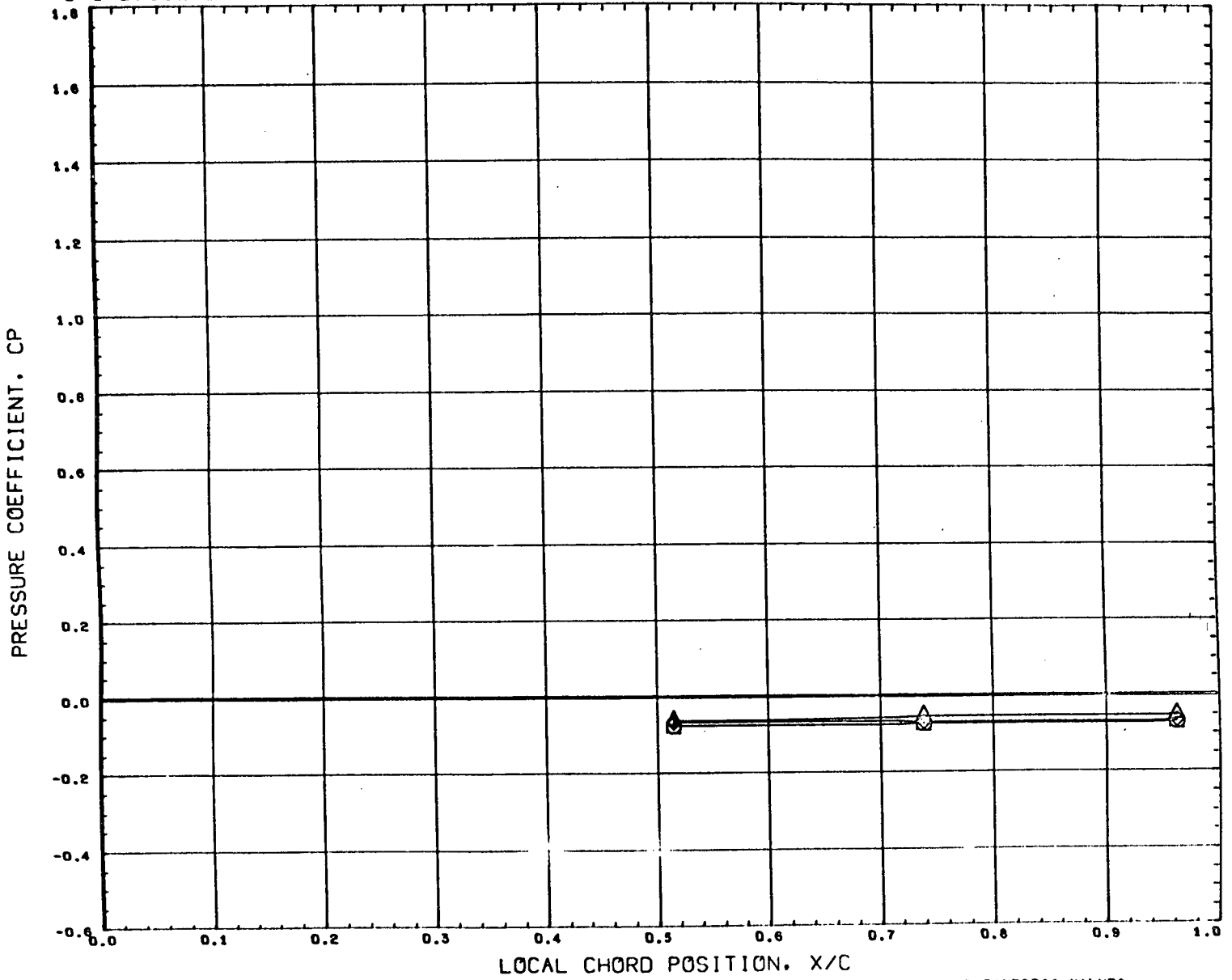


SYMBOL	DELTA X	Y/B	DELTA Z
○	0.143	0.359	0.151
△	0.104		
◇	0.226		

PARAMETRIC VALUES			
BETA	0.000	ALPHA	9.979
MACH	3.000	ALPHA1	0.000
ORBPOW	100.000	BSTPOW	50.000

REFERENCE FILE

CHORDWISE DISTRIBUTION OF BOOSTER LOWER WING PRESSURES - MACH 3



SYMBOL	DELTA X	Y/B	DELTA Z
○	0.143	0.221	0.228
△	0.103		
◇	0.226		

PARAMETRIC VALUES			
BETA	0.000	ALPHAB	- 9.979
MACH	3.000	ALPHA1	0.000
ORBPOW	100.000	BSTPOW	50.000

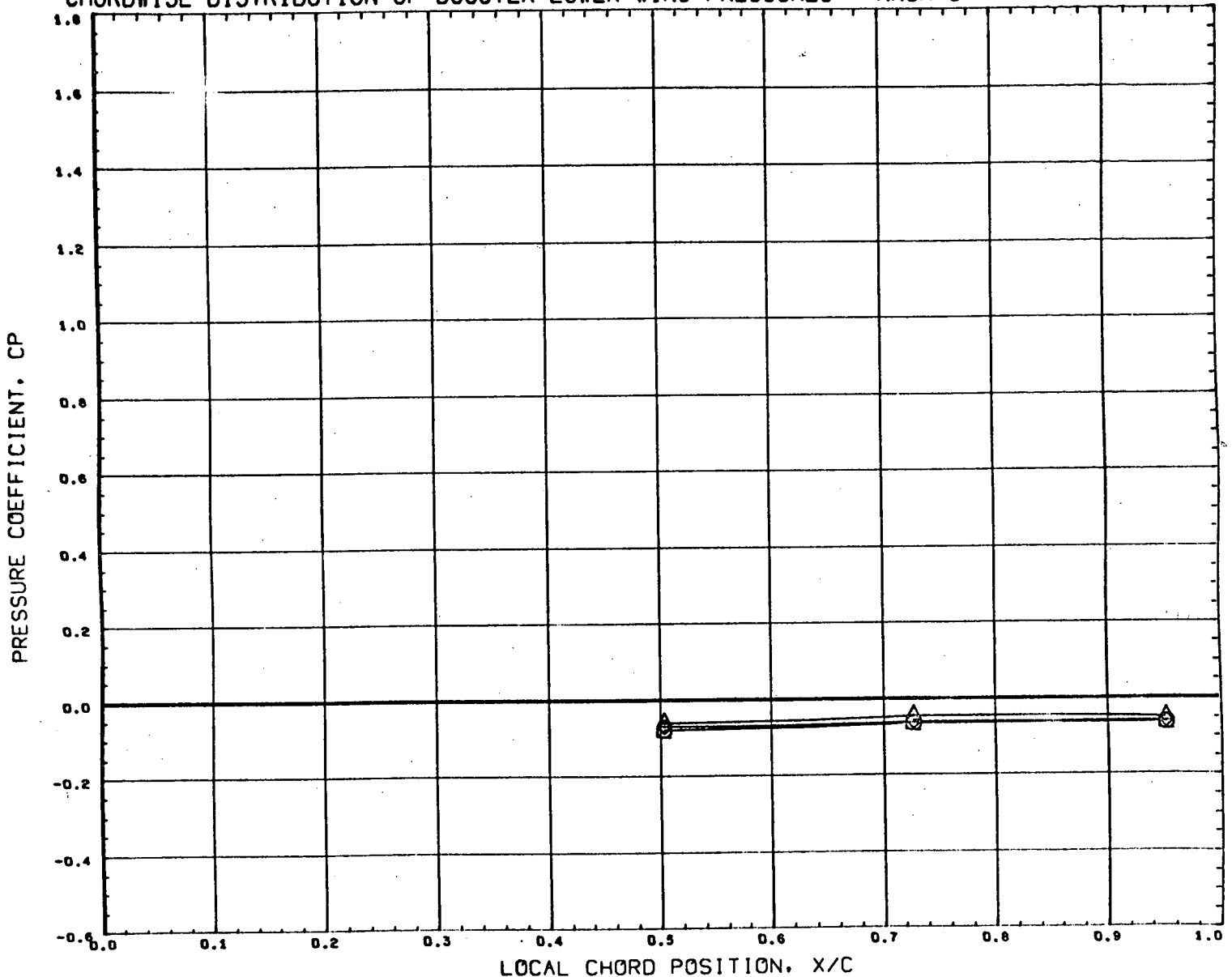
REFERENCE FILE

AEDC VA1163 MDAC BOOSTER (LOWER WING)

•CT8311•

PAGE 410

CHORDWISE DISTRIBUTION OF BOOSTER LOWER WING PRESSURES - MACH 3



SYMBOL	DELTA X	Y/B	DELTA Z
○	0.143	0.359	0.228
△	0.103		
◇	0.226		

PARAMETRIC VALUES			
BETA	0.000	ALPHA B	9.979
MACH	3.000	ALPHA I	0.000
ORBPOW	100.000	BSTPOW	50.000

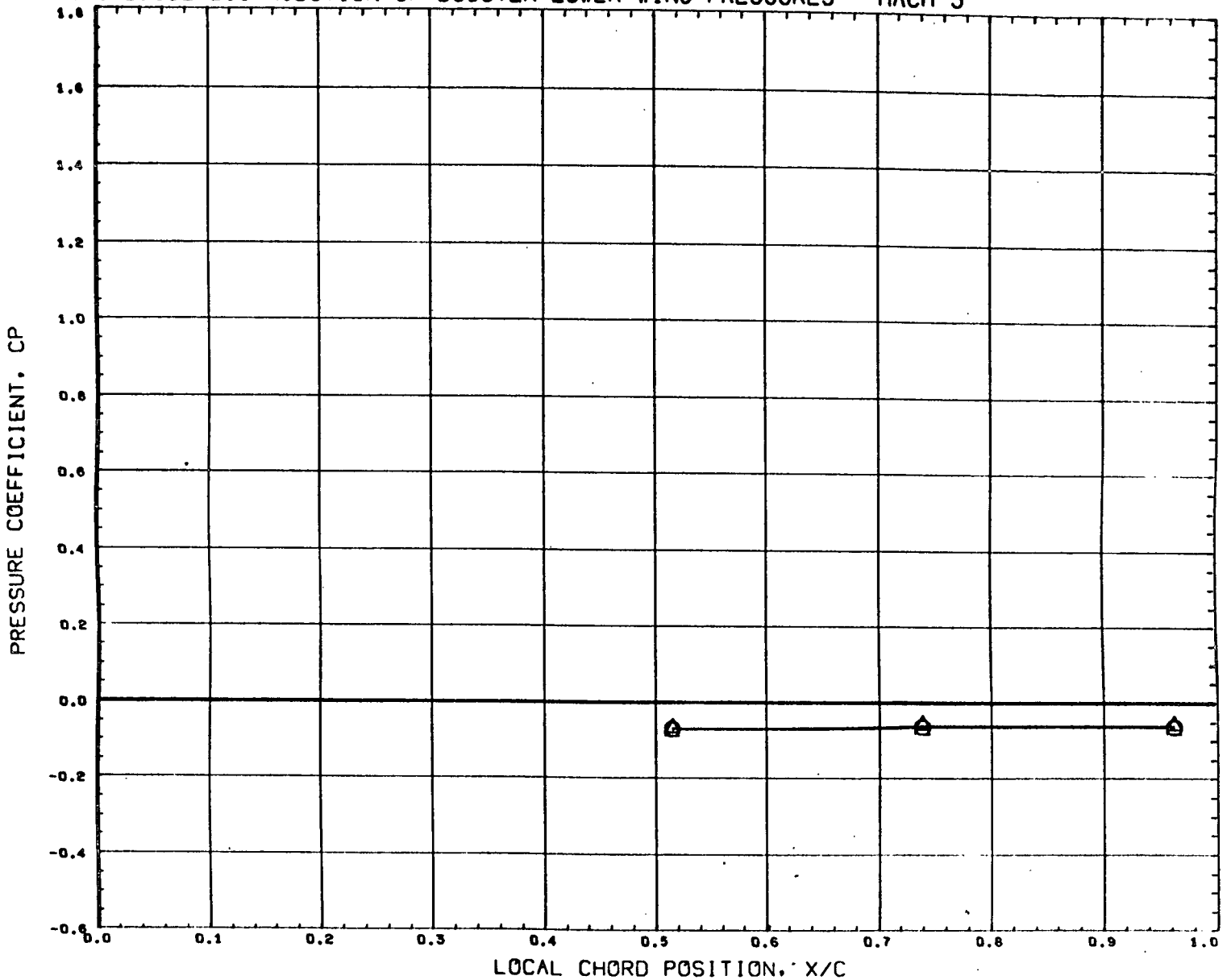
REFERENCE FILE

AEDC VA1163 MDAC BOOSTER (LOWER WING)

•CT8311•

PAGE 411

CHORDWISE DISTRIBUTION OF BOOSTER LOWER WING PRESSURES - MACH 3



SYMBOL	DELTA X	Y/B	DELTA Z
○	0.390	0.221	0.908
△	0.480		

PARAMETRIC VALUES			
BETA	0.000	ALPHAB	- 9.979
MACH	3.000	ALPHA I	0.000
ORBPOW	100.000	BSTPOW	50.000

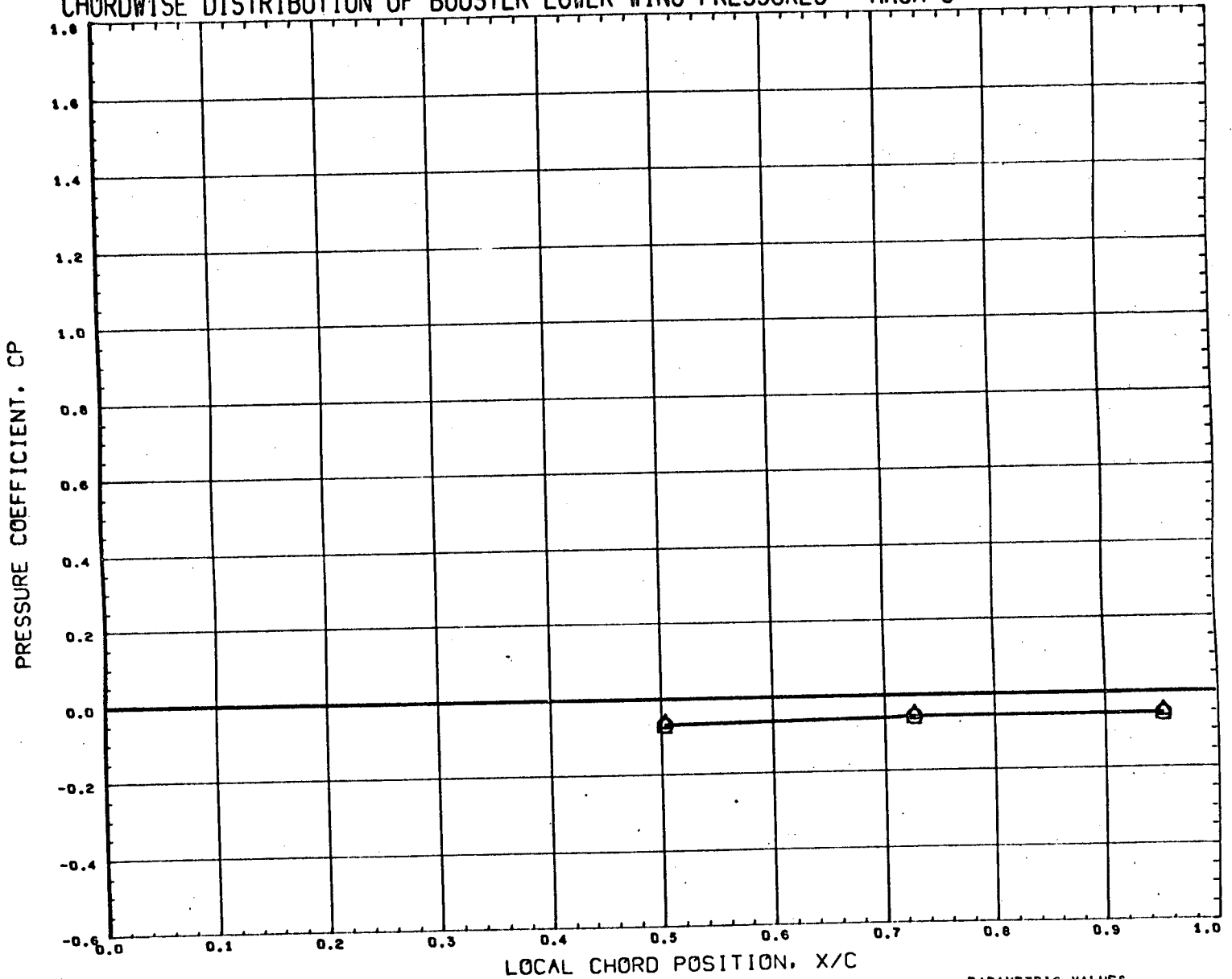
REFERENCE FILE

AEDC VA1163 MDAC BOOSTER (LOWER WING)

•CT8311•

PAGE 412

CHORDWISE DISTRIBUTION OF BOOSTER LOWER WING PRESSURES - MACH 3



SYMBOL	DELTA X	Y/B	DELTA Z
○	0.390	0.359	0.908
△	0.480		

PARAMETRIC VALUES			
BETA	0.000	ALPHAB	- 9.979
MACH	3.000	ALPHA I	0.000
ORBPOW	100.000	BSTPOW	50.000

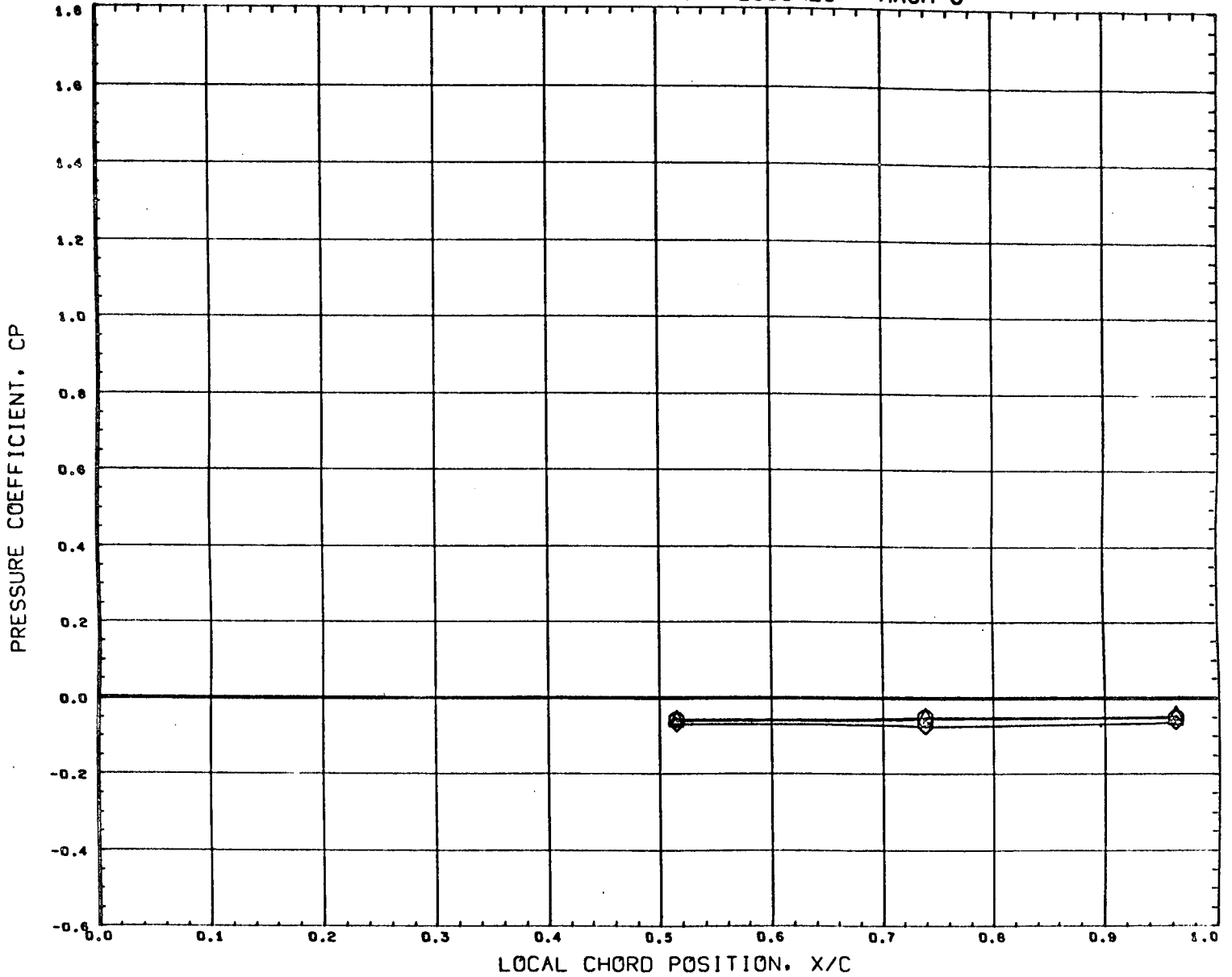
REFERENCE FILE

AEDC VA1163 MDAC BOOSTER (LOWER WING)

•CT8311•

PAGE 413

CHORDWISE DISTRIBUTION OF BOOSTER LOWER WING PRESSURES - MACH 3

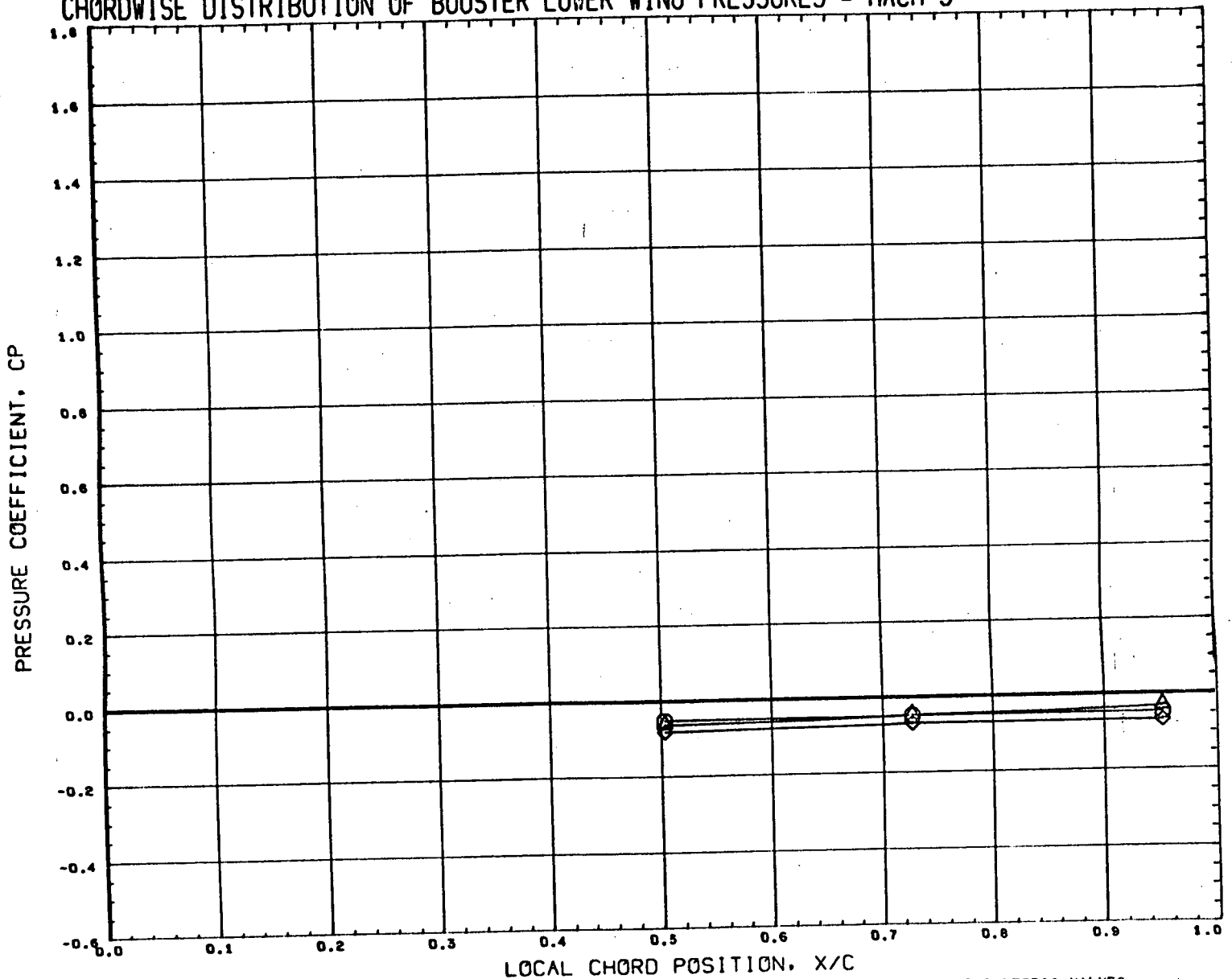


SYMBOL	DELTA X	Y/B	DELTA Z
○	- 0.143	0.221	0.120
△	0.103		
◇	0.228		

PARAMETRIC VALUES			
BETA	0.000	ALPHAB	- 4.945
MACH	3.000	ALPHA I	0.000
ORBPOW	100.000	BSTPOW	50.000

REFERENCE FILE

CHORDWISE DISTRIBUTION OF BOOSTER LOWER WING PRESSURES - MACH 3



SYMBOL	DELTA X	Y/B	DELTA Z
○	0.143	0.359	0.120
△	0.103		
◇	0.228		

PARAMETRIC VALUES			
BETA	0.000	ALPHAB	- 4.945
MACH	3.000	ALPHA1	0.000
ORBPOW	100.000	BSTPOW	90.000

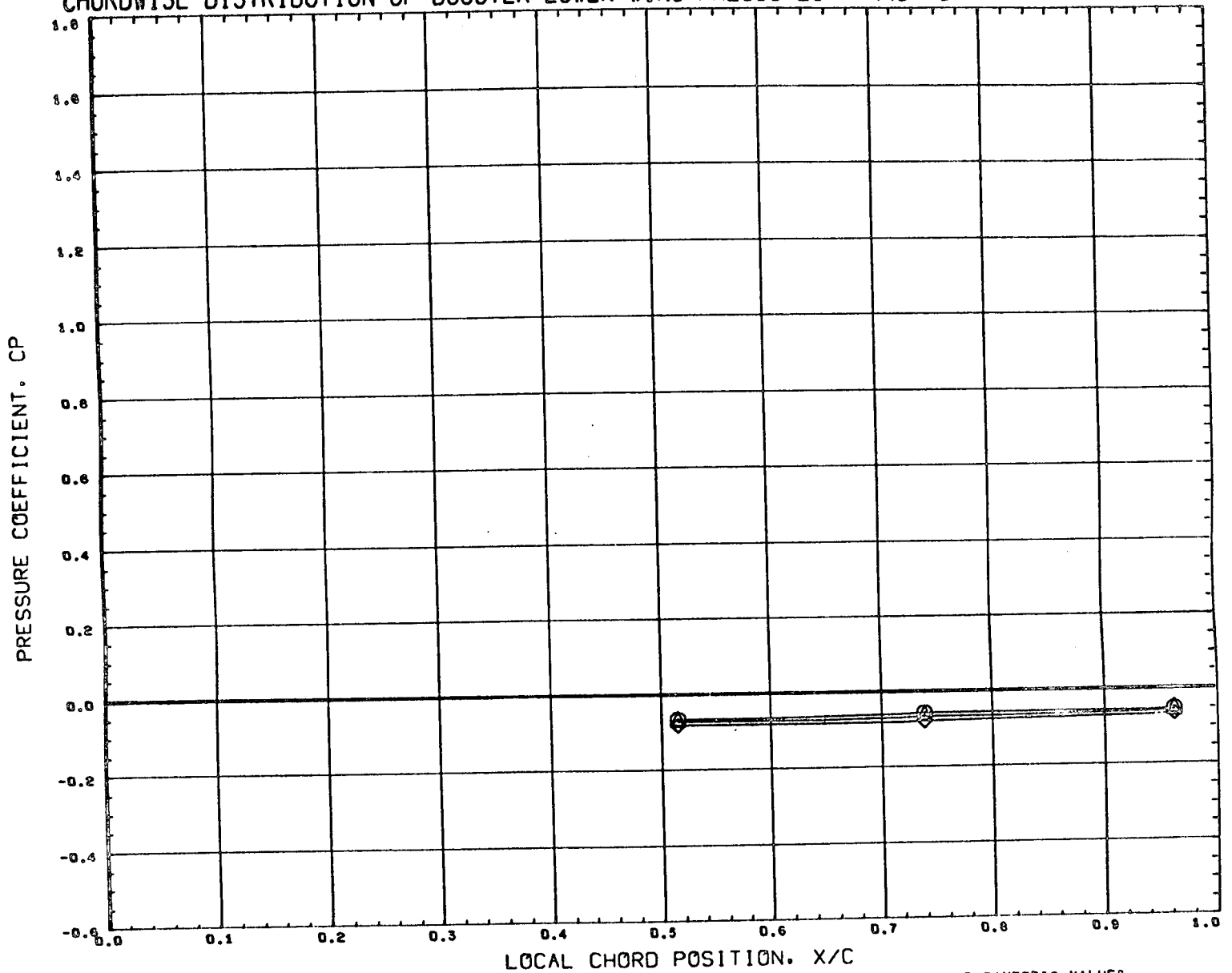
REFERENCE FILE

AEDC VA1163 MDAC BOOSTER (LOWER WING)

•CT8312•

PAGE 415

CHORDWISE DISTRIBUTION OF BOOSTER LOWER WING PRESSURES - MACH 3



SYMBOL	DELTA X	Y/B	DELTA Z
○	0.143	0.221	0.151
△	0.103		
◇	0.227		

PARAMETRIC VALUES			
BETA	0.000	ALPHAB	- 4.945
MACH	3.000	ALPHA1	0.000
ORBPOW	100.000	BSTPOW	90.000

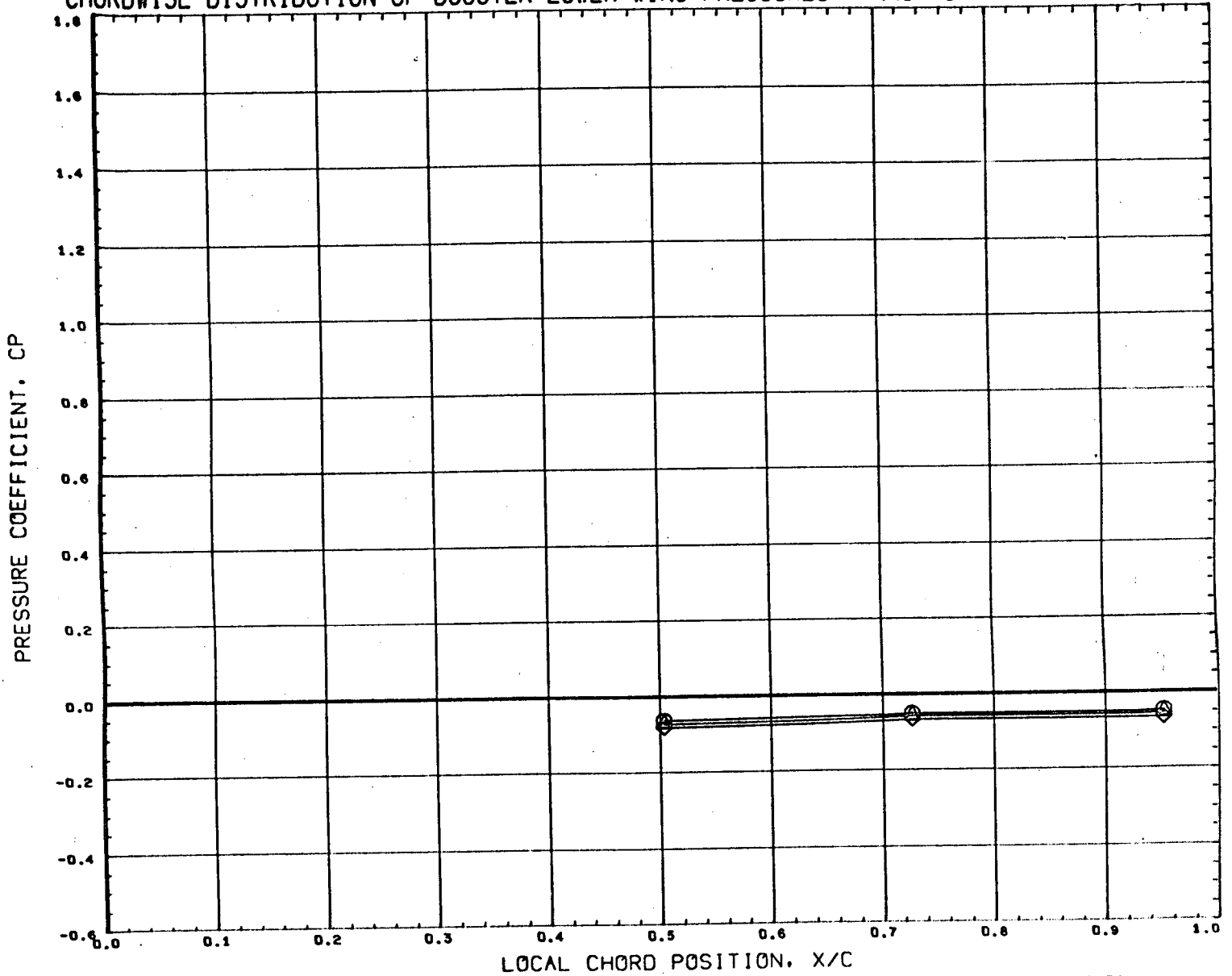
REFERENCE FILE

AEDC VA1163 MDAC BOOSTER (LOWER WING)

•CT8312•

PAGE 416

CHORDWISE DISTRIBUTION OF BOOSTER LOWER WING PRESSURES - MACH 3



SYMBOL	DELTA X	Y/B	DELTA Z
○	0.143	0.359	0.151
△	0.103		
◇	0.227		

PARAMETRIC VALUES			
BETA	0.000	ALPHAB	- 4.945
MACH	3.000	ALPHA1	0.000
ORBP0W	100.000	BSTPOW	50.000

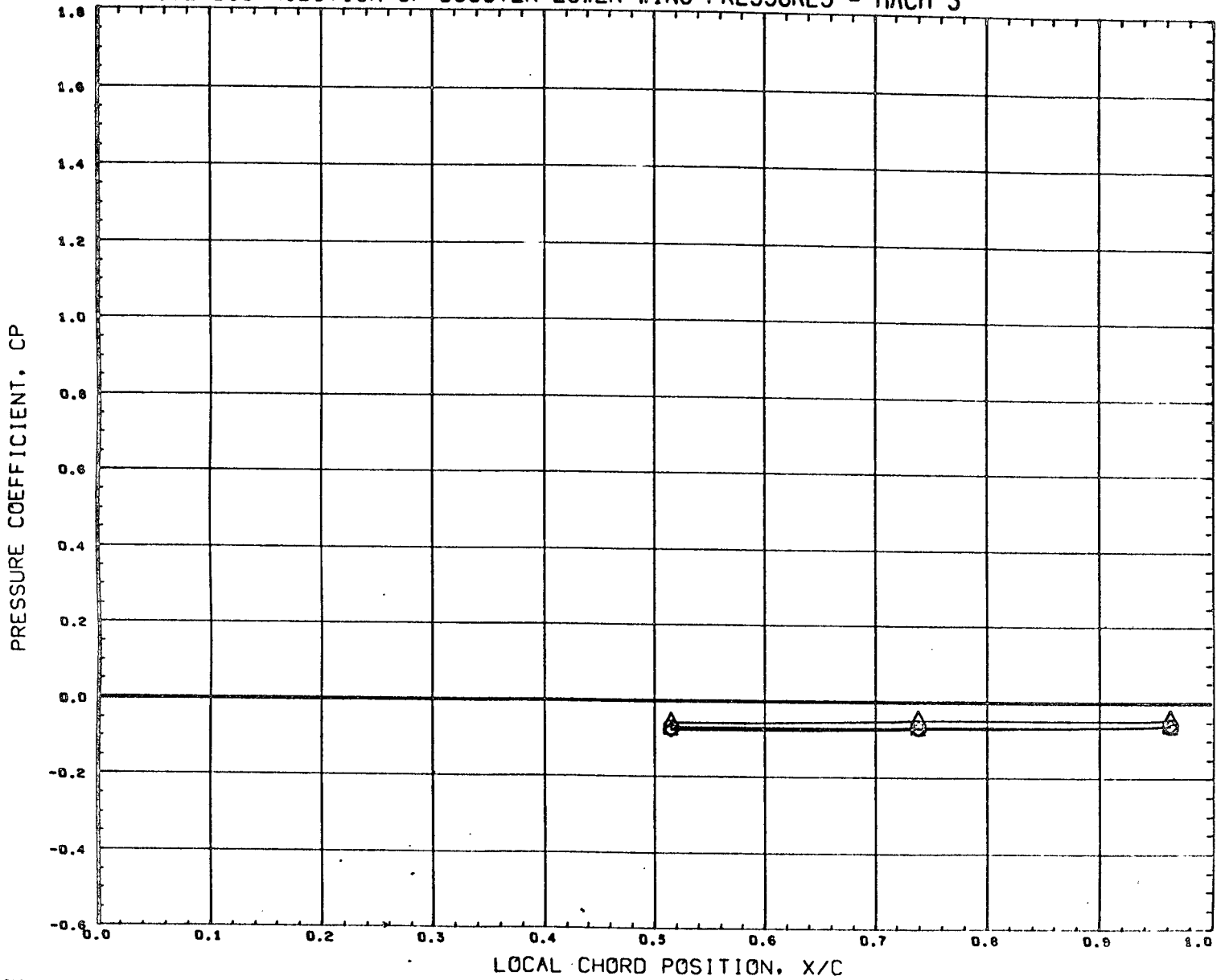
REFERENCE FILE

AEDC VA1163 MDAC BOOSTER (LOWER WING)

•CT8312•

PAGE 417

CHORDWISE DISTRIBUTION OF BOOSTER LOWER WING PRESSURES - MACH 3



SYMBOL	DELTA X	Y/B	DELTA Z
○	- 0.143	0.221	0.228
△	0.103		
◇	0.226		

PARAMETRIC VALUES			
BETA	0.000	ALPHAB	- 4.945
MACH	3.000	ALPHA1	0.000
ORBPOW	100.000	BSTPOW	50.000

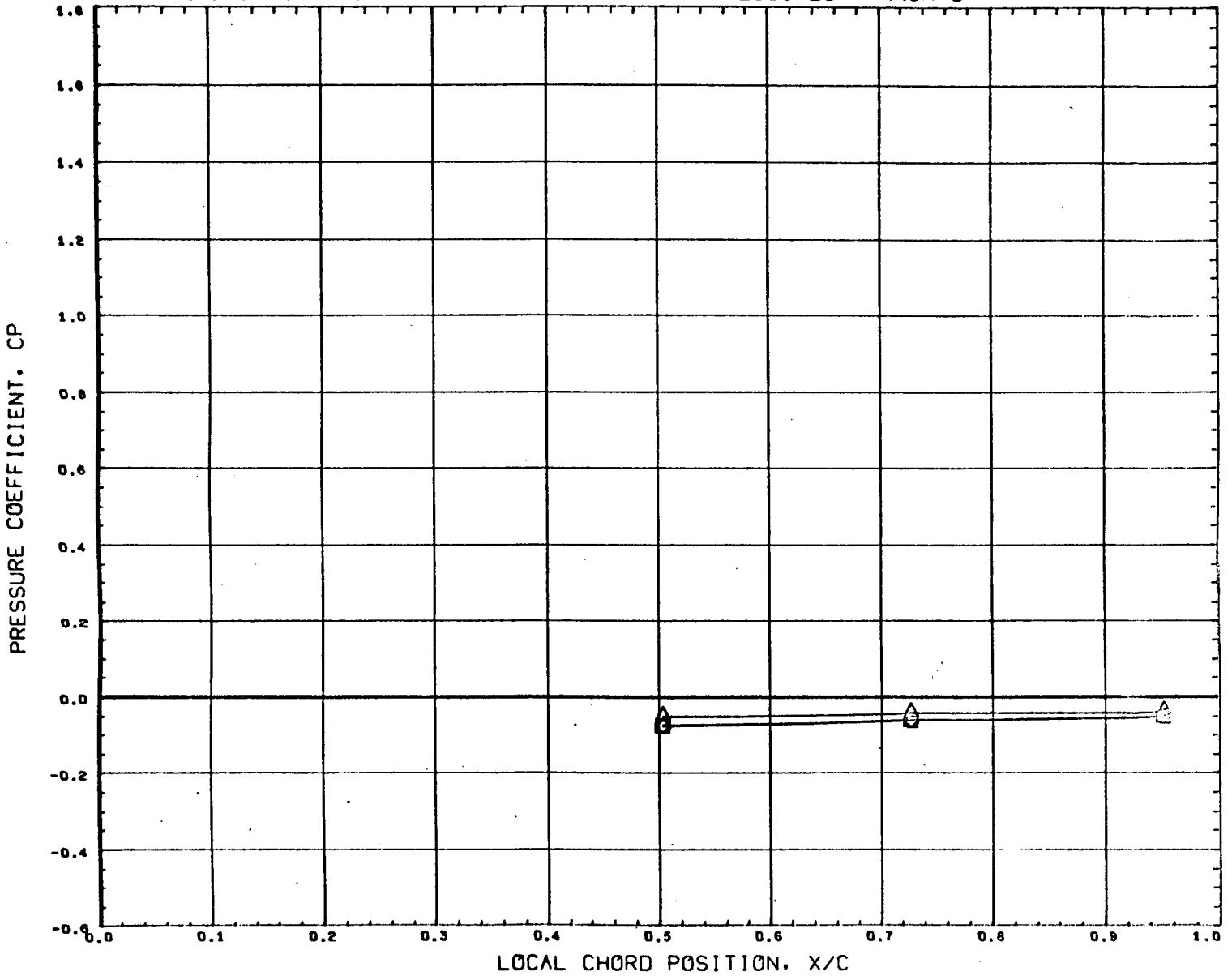
REFERENCE FILE

AEDC VA1163 MDAC BOOSTER (LOWER WING)

•CT8312•

PAGE 418

CHORDWISE DISTRIBUTION OF BOOSTER LOWER WING PRESSURES - MACH 3

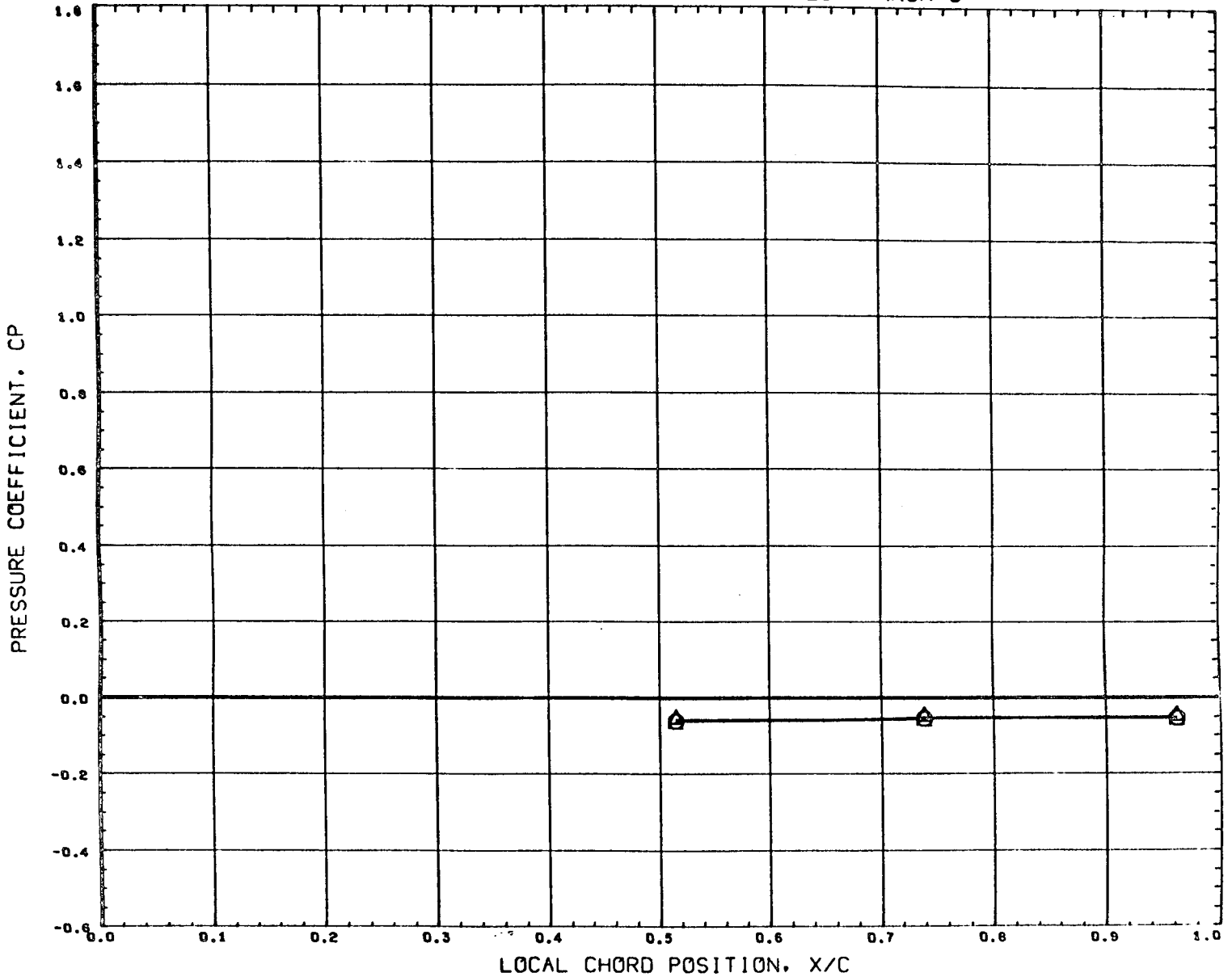


SYMBOL	DELTA X	Y/B	DELTA Z
○	0.143	0.359	0.228
△	0.103		
◇	0.226		

PARAMETRIC VALUES			
BETA	0.000	ALPHAB	- 4.945
MACH	3.000	ALPHA I	0.000
ORBPOW	100.000	BSTPOW	50.000

REFERENCE FILE

CHORDWISE DISTRIBUTION OF BOOSTER LOWER WING PRESSURES - MACH 3



SYMBOL	DELTA X	Y/B	DELTA Z
○	- 0.390	0.221	0.908
△	0.478		

PARAMETRIC VALUES			
BETA	0.000	ALPHAB	- 4.945
MACH	3.000	ALPHA I	0.000
ORBPOW	100.000	BSTPOW	50.000

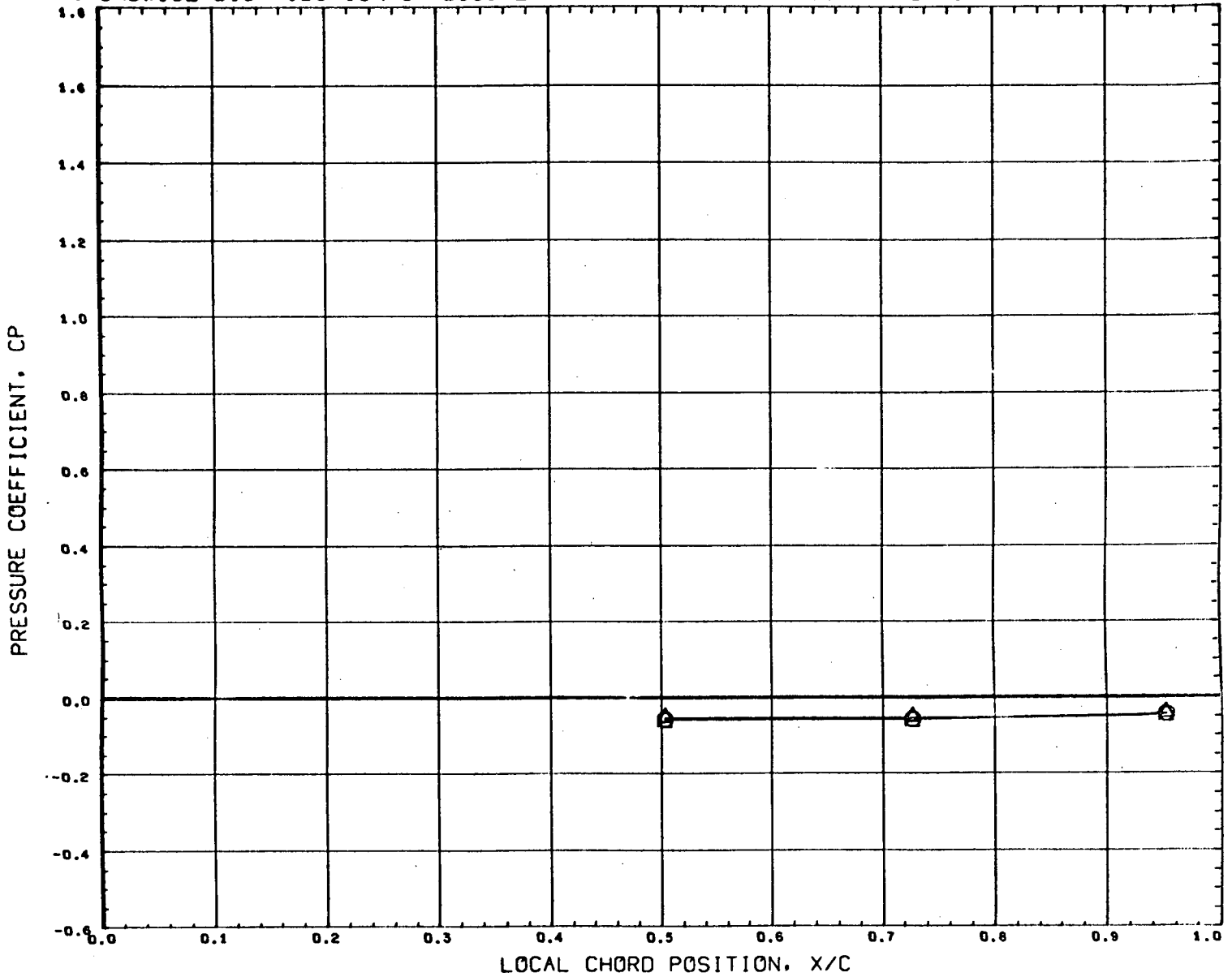
REFERENCE FILE

AEDC VA1163 MDAC BOOSTER (LOWER WING)

•CT8312•

PAGE 420

CHORDWISE DISTRIBUTION OF BOOSTER LOWER WING PRESSURES - MACH 3



SYMBOL	DELTA X	Y/B	DELTA Z
○	0.390	0.359	0.908
△	0.478		

PARAMETRIC VALUES			
BETA	0.000	ALPHA B	- 4.945
MACH	3.000	ALPHA I	0.000
ORBPOW	100.000	BSTPOW	50.000

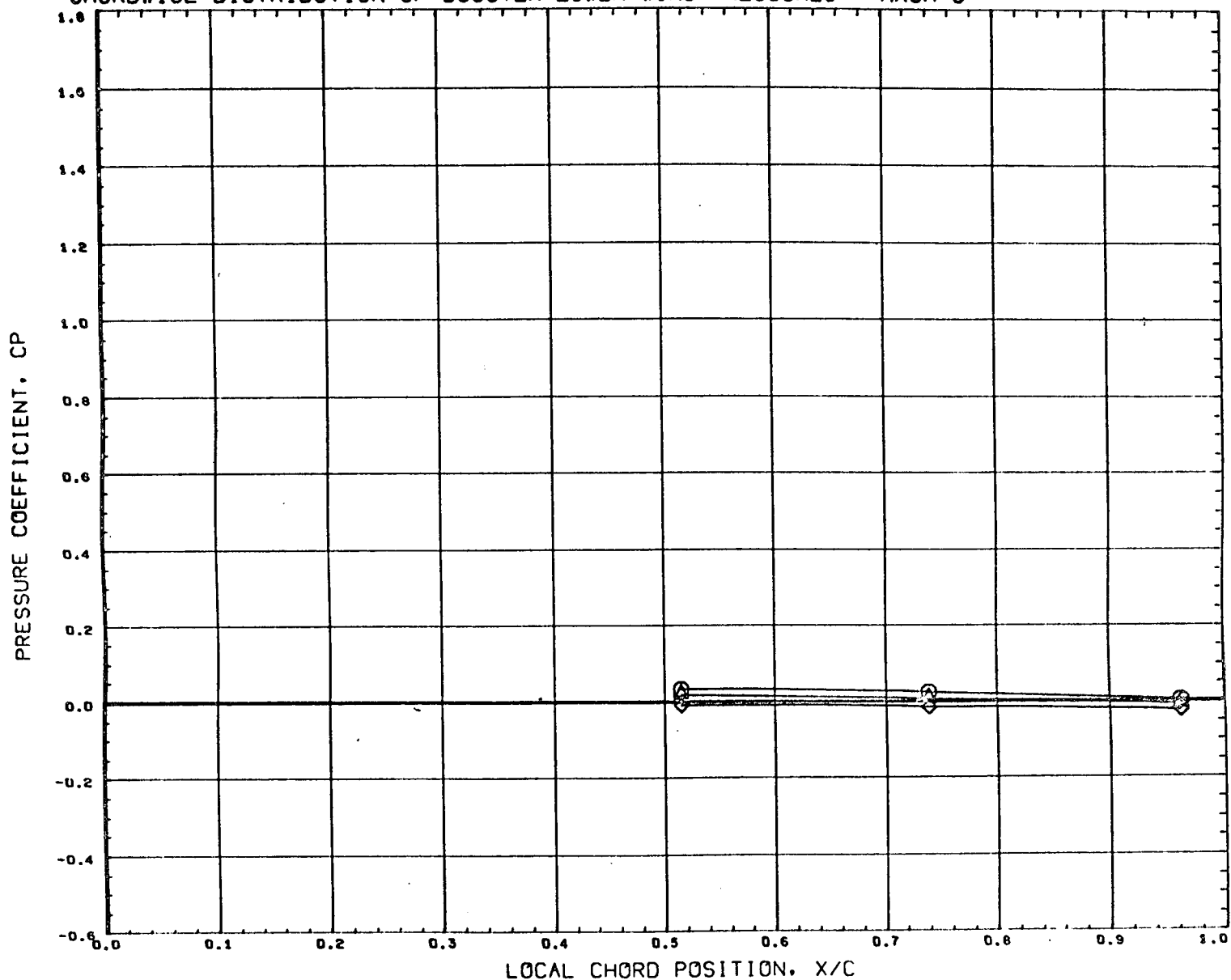
REFERENCE FILE

AEDC VA1163 MDAC BOOSTER (LOWER WING)

•CT8312•

PAGE 421

CHORDWISE DISTRIBUTION OF BOOSTER LOWER WING PRESSURES - MACH 3



SYMBOL	DELTA X	Y/D	DELTA Z
○	0.143	0.221	0.120
△	0.102		
◇	0.226		

PARAMETRIC VALUES			
BETA	0.000	ALPHAB	0.000
MACH	3.000	ALPHA1	0.000
ORBPOW	100.000	BSTPOW	50.000

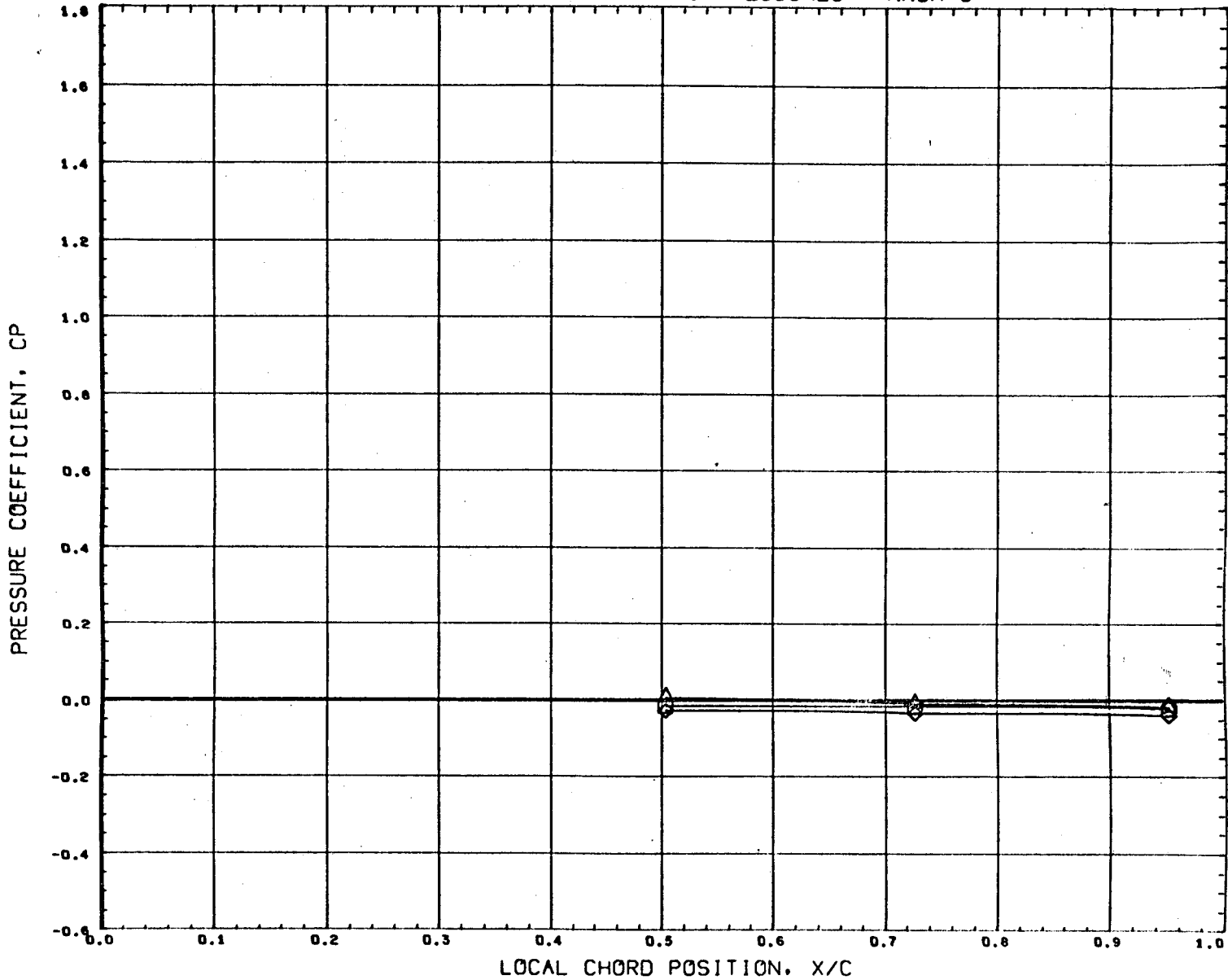
REFERENCE FILE

AEDC VA1163 MDAC BOOSTER (LOWER WING)

•CT8313•

PAGE 422

CHORDWISE DISTRIBUTION OF BOOSTER LOWER WING PRESSURES - MACH 3



SYMBOL	DELTA X	Y/B	DELTA Z
○	0.143	0.359	0.120
△	0.102		
◇	0.228		

PARAMETRIC VALUES			
BETA	0.000	ALPHAB	0.000
MACH	3.000	ALPHA I	0.000
ORBPOW	100.000	BSTPOW	50.000

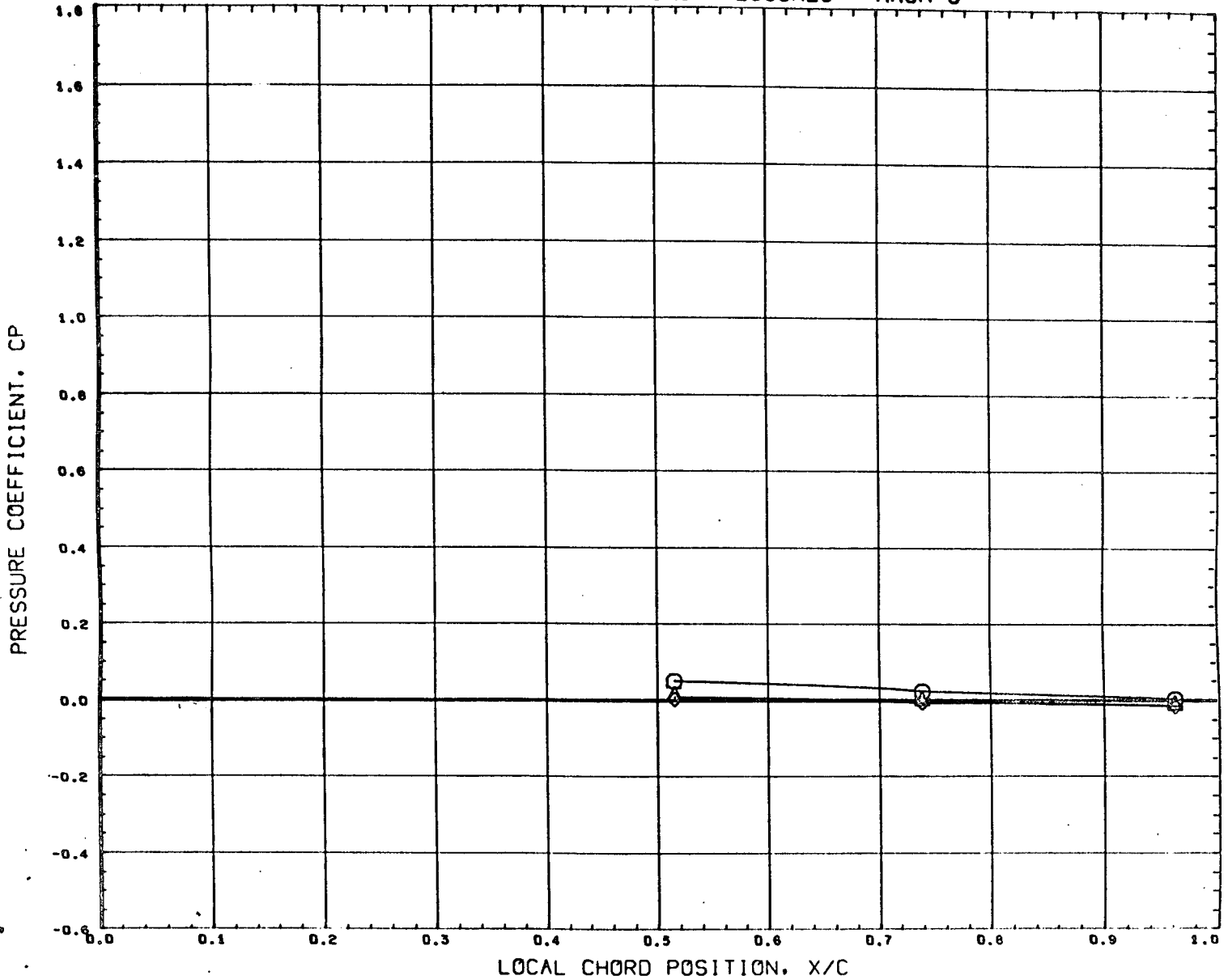
REFERENCE FILE

AEDC VA1163 MDAC BOOSTER (LOWER WING)

•CT8313•

PAGE 423

CHORDWISE DISTRIBUTION OF BOOSTER LOWER WING PRESSURES - MACH 3



SYMBOL	DELTA X	Y/B	DELTA Z
○	0.144	0.221	0.151
△	0.103		
◇	0.225		

PARAMETRIC VALUES			
BETA	0.000	ALPHA 2	0.008
MACH	3.000	ALPHA 1	0.000
ORBPOW	100.000	BSTPOW	50.000

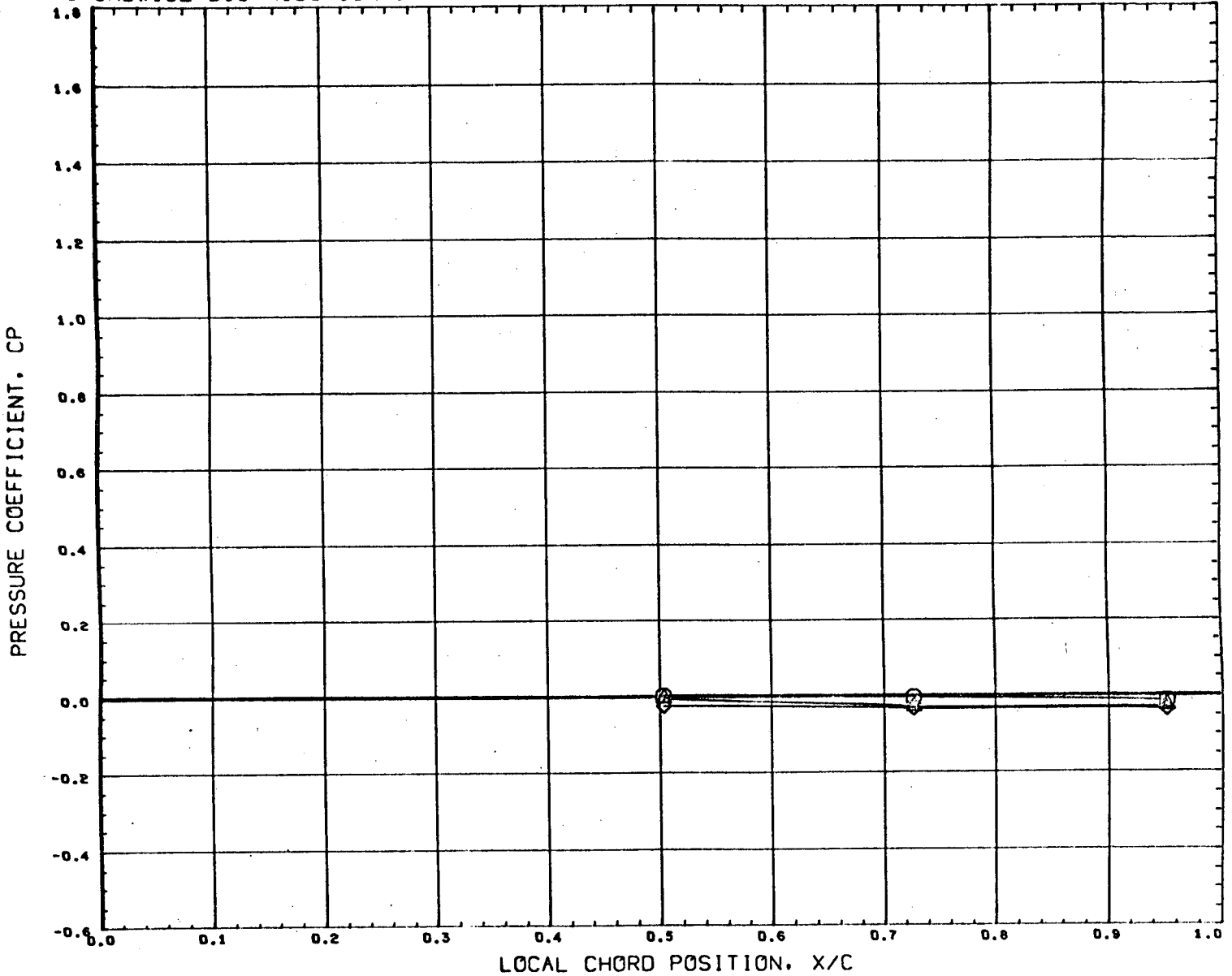
REFERENCE FILE

AEDC VA1163 MDAC BOOSTER (LOWER WING)

•CT8313•

PAGE 424

CHORDWISE DISTRIBUTION OF BOOSTER LOWER WING PRESSURES - MACH 3



SYMBOL	DELTA X	Y/B	DELTA Z
○	0.144	0.359	0.151
△	0.103		
◇	0.225		

PARAMETRIC VALUES			
BETA	0.000	ALPHAB	0.008
MACH	3.000	ALPHA1	0.000
ORBPOW	100.000	BSTPOW	50.000

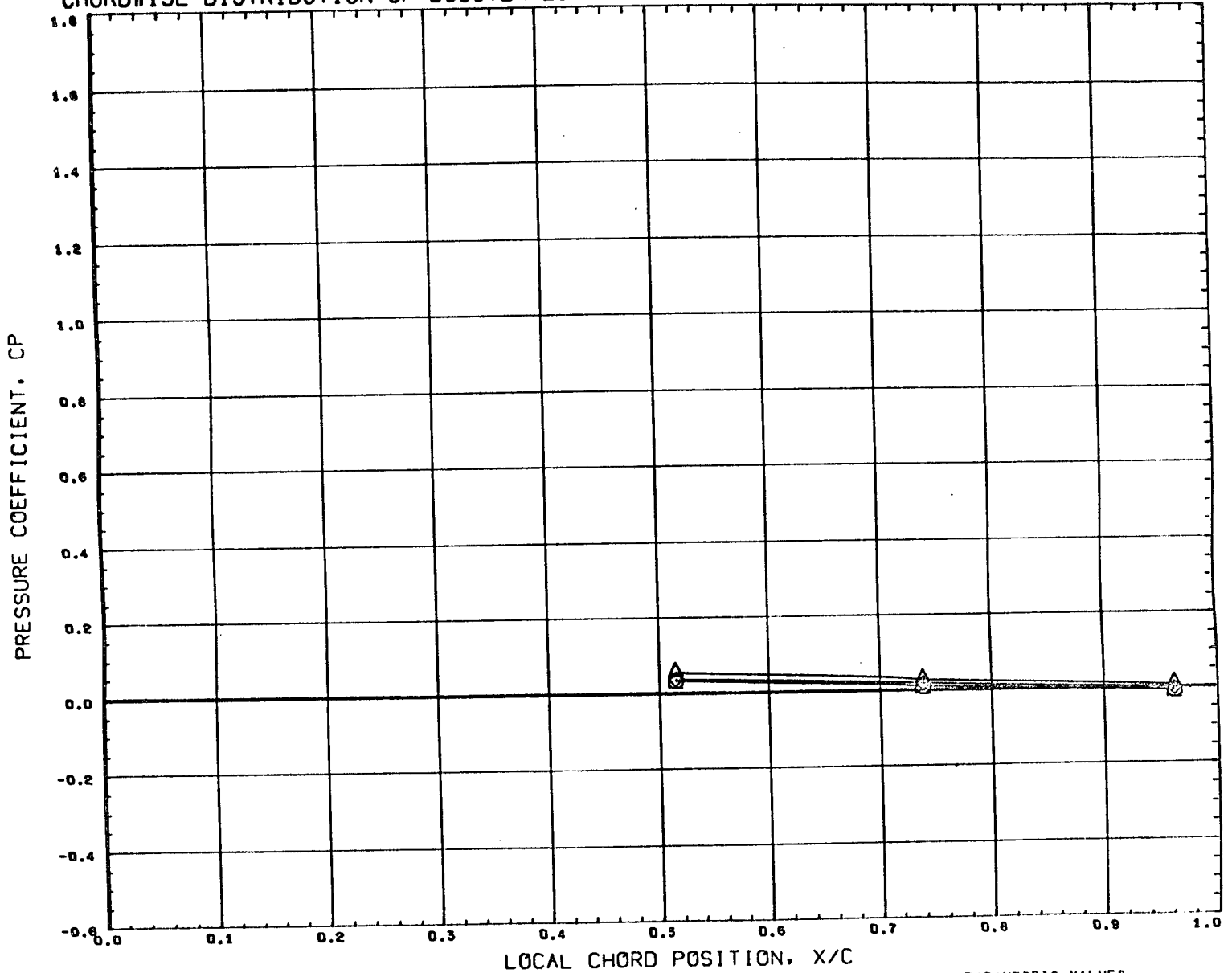
REFERENCE FILE

AEDC VA1163 MDAC BOOSTER (LOWER WING)

•CT8313•

PAGE 425

CHORDWISE DISTRIBUTION OF BOOSTER LOWER WING PRESSURES - MACH 3



SYMBOL	DELTA X	Y/B	DELTA Z
○	0.144	0.221	0.228
△	0.103		
◇	0.227		

PARAMETRIC VALUES			
BETA	0.000	ALPHAB	0.008
MACH	3.000	ALPHA1	0.000
ORBPOW	100.000	BSTPOW	50.000

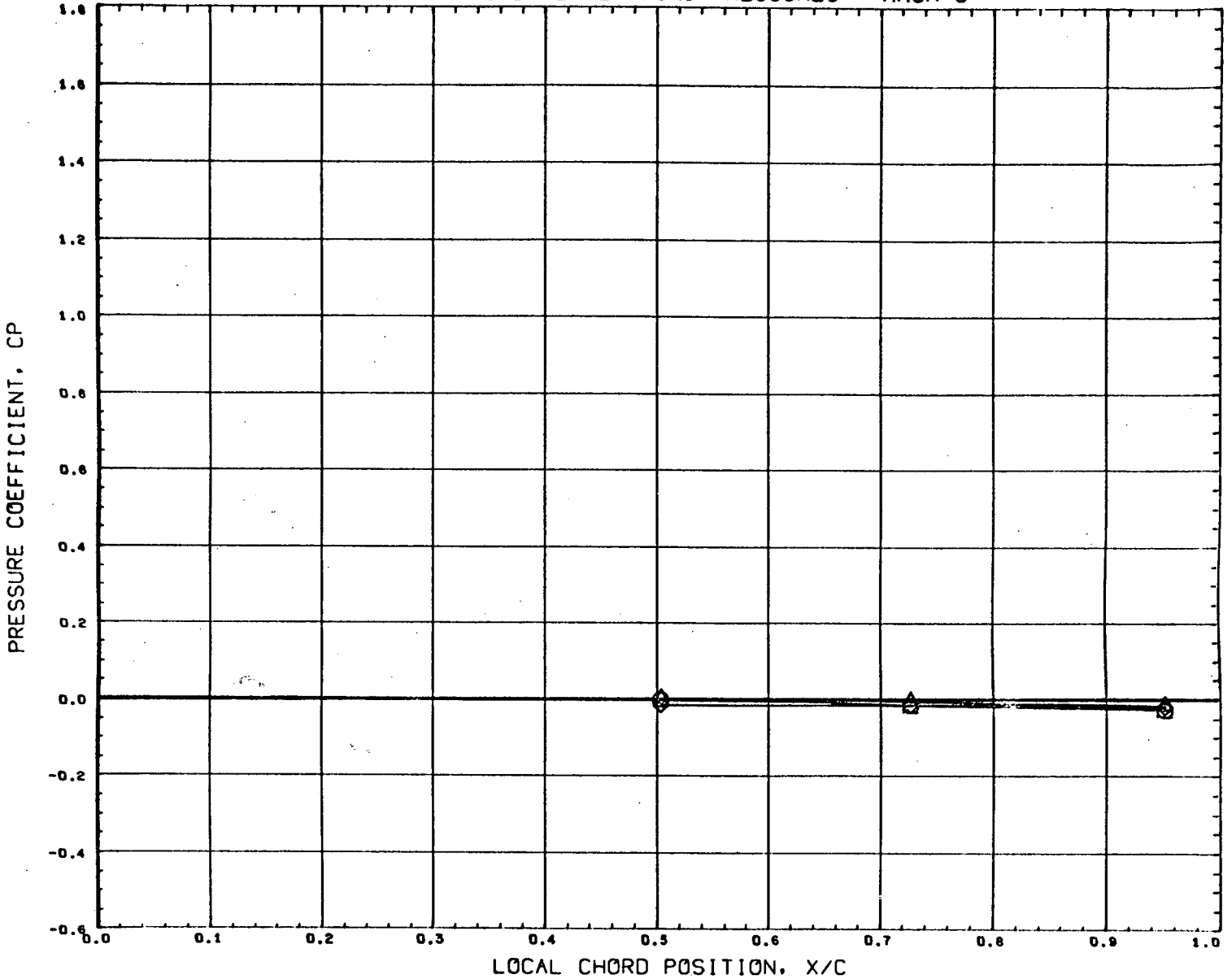
REFERENCE FILE

AEDC VA1163 MDAC BOOSTER (LOWER WING)

•CT8313•

PAGE 426

CHORDWISE DISTRIBUTION OF BOOSTER LOWER WING PRESSURES - MACH 3

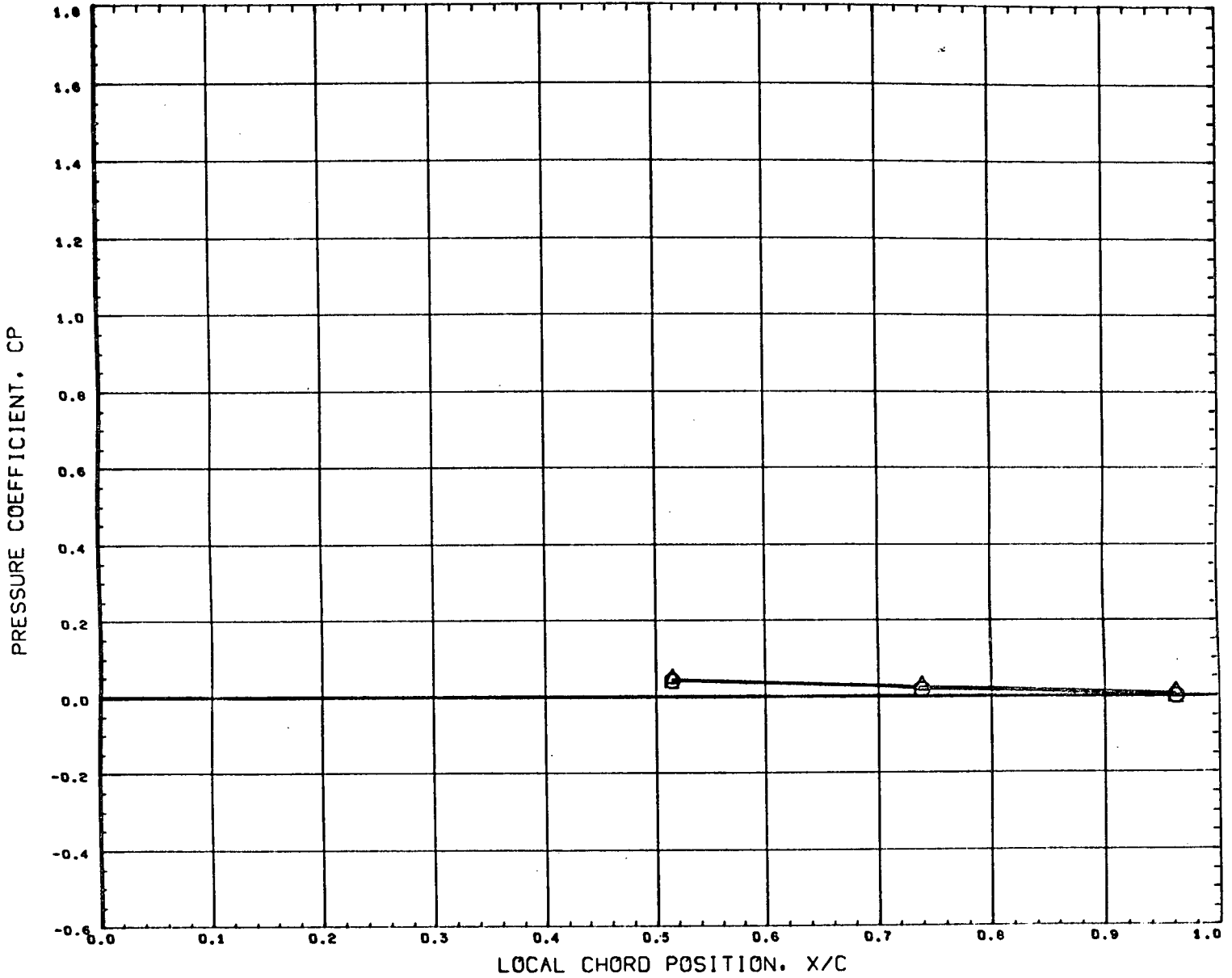


SYMBOL	DELTA X	Y/B	DELTA Z
○	0.144	0.359	0.228
△	0.103		
◇	0.227		

PARAMETRIC VALUES			
BETA	0.000	ALPHAD	0.008
MACH	3.000	ALPHA1	0.000
ORBPOW	100.000	BSTPOW	50.000

REFERENCE FILE

CHORDWISE DISTRIBUTION OF BOOSTER LOWER WING PRESSURES - MACH 3



SYMBOL	DELTA X	Y/B	DELTA Z
○	0.390	0.221	0.908
△	0.479		

PARAMETRIC VALUES			
BETA	0.000	ALPHA B	0.008
MACH	3.000	ALPHA I	0.000
ORBPOW	100.000	BSTPCW	50.000

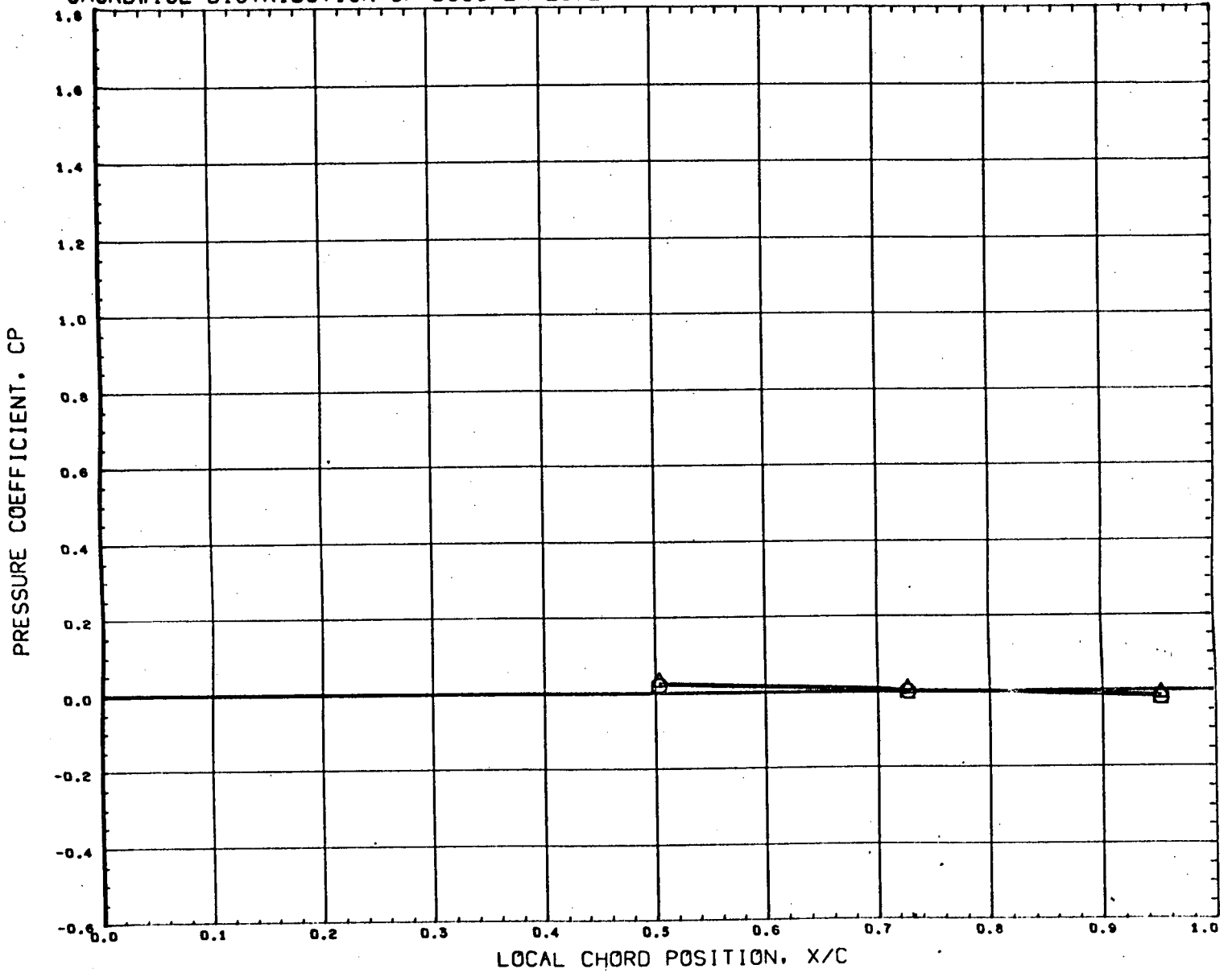
REFERENCE FILE

AEDC VA1163 MDAC BOOSTER (LOWER WING)

•CT8313•

PAGE 428

CHORDWISE DISTRIBUTION OF BOOSTER LOWER WING PRESSURES - MACH 3



SYMBOL	DELTA X	Y/D	DELTA Z
○	0.390	0.359	0.908
△	0.479		

PARAMETRIC VALUES			
BETA	0.000	ALPHAB	0.008
MACH	3.000	ALPHA I	0.000
ORBPOW	100.000	BSTPOW	50.000

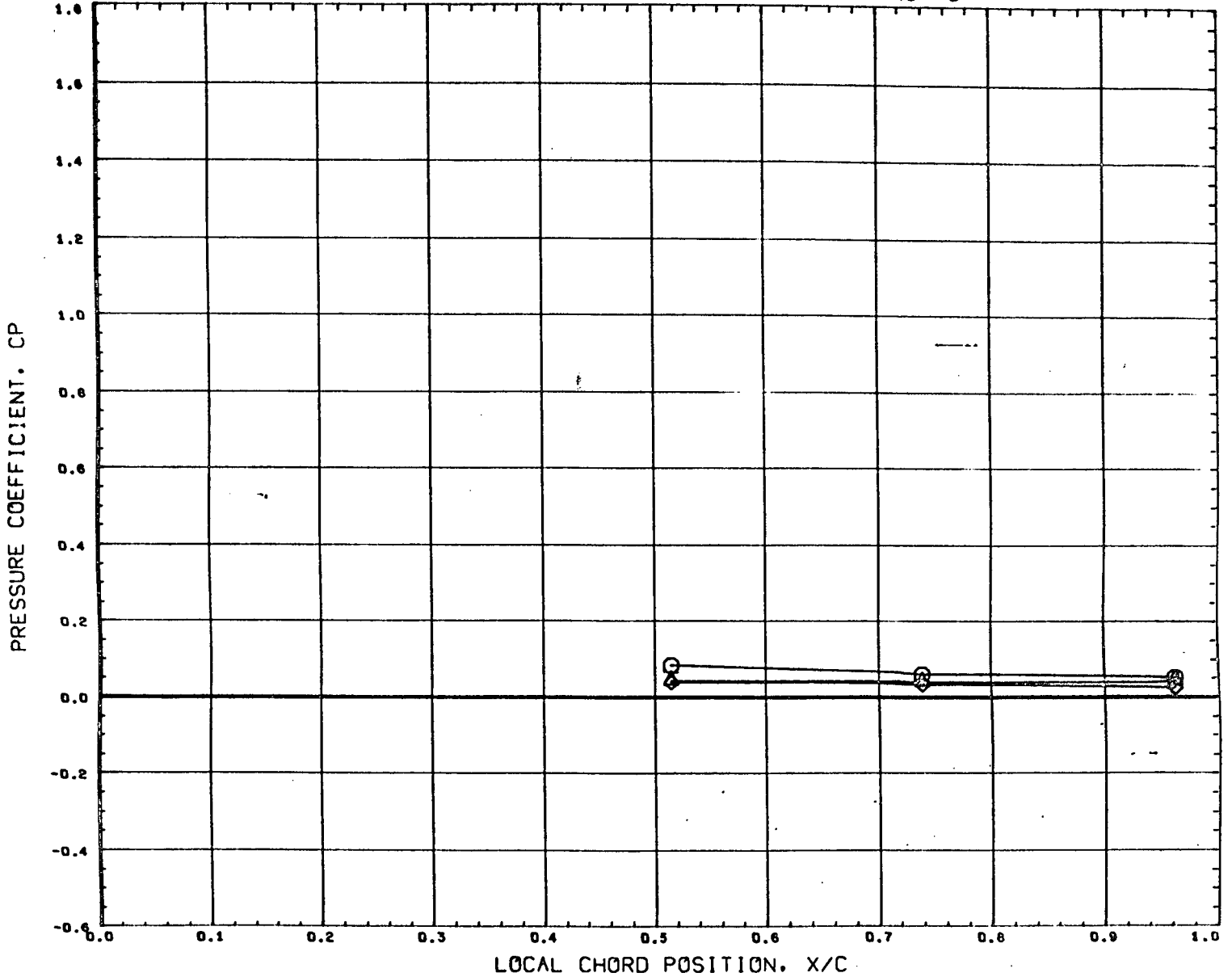
REFERENCE FILE

AEDC VA1163 MDAC BOOSTER (LOWER WING)

•CT8313•

PAGE 429

CHORDWISE DISTRIBUTION OF BOOSTER LOWER WING PRESSURES - MACH 3



SYMBOL	DELTA X	Y/B	DELTA Z
○	0.143	0.221	0.120
△	0.103		
◇	0.226		

PARAMETRIC VALUES			
BETA	0.000	ALPHA B	9.017
MACH	3.000	ALPHA I	0.000
ORBPOW	100.000	BSTPOW	90.000

REFERENCE FILE

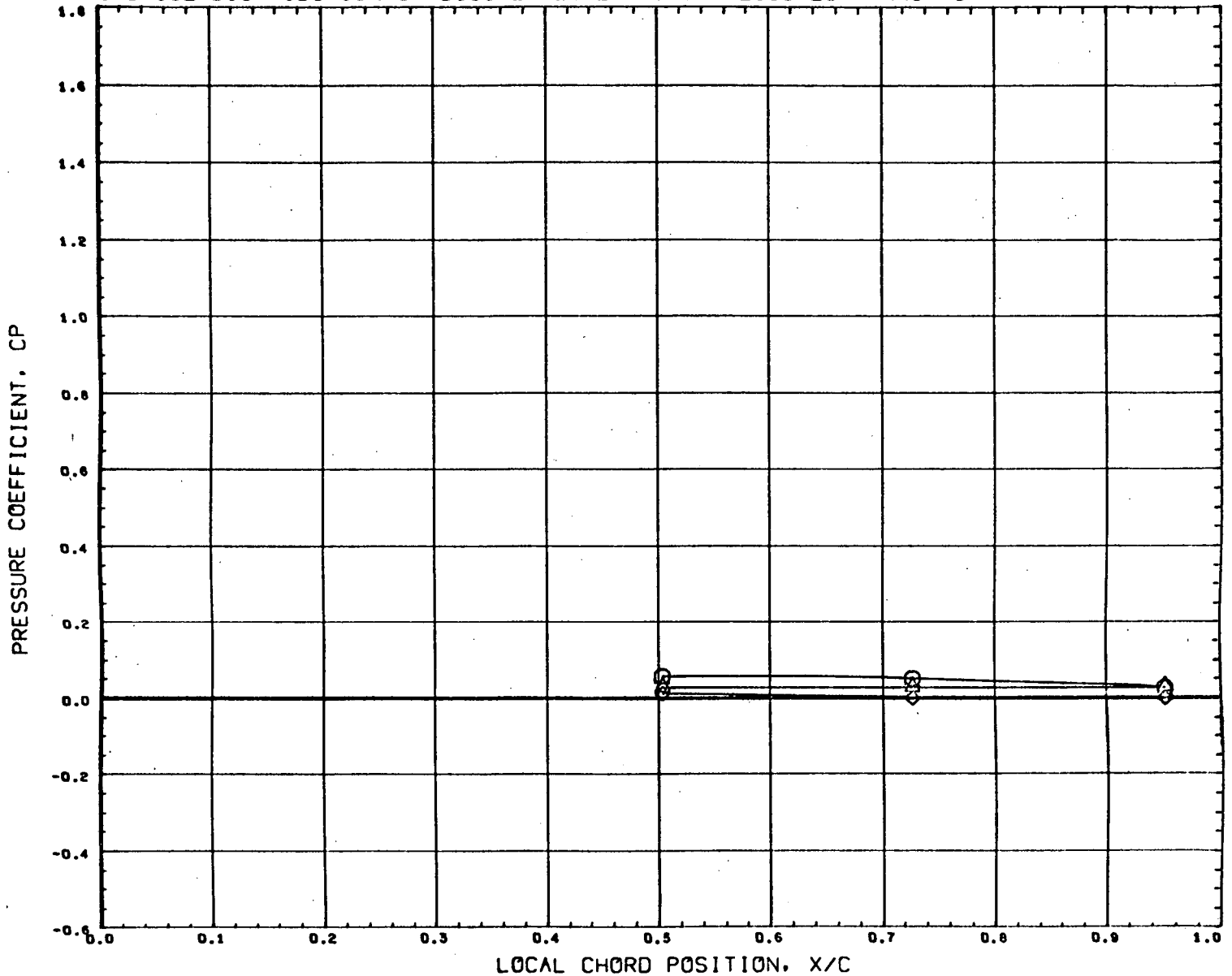
AEDC VA1163 MDAC BOOSTER (LOWER WING)

•CT8314•

PAGE 430

9/12

CHORDWISE DISTRIBUTION OF BOOSTER LOWER WING PRESSURES - MACH 3

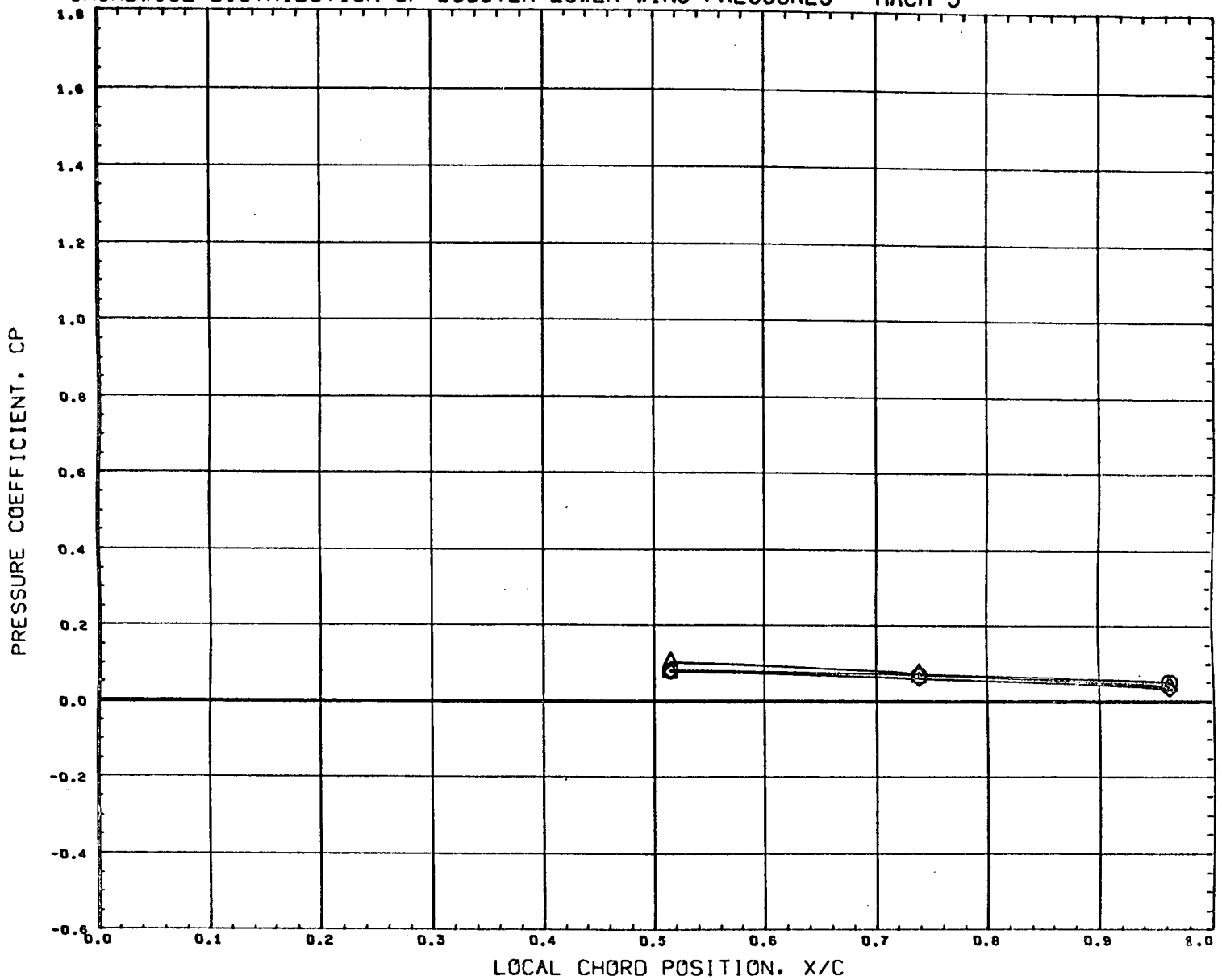


SYMBOL	DELTA X	Y/B	DELTA Z
○	0.143	0.359	0.120
△	0.103		
◇	0.226		

PARAMETRIC VALUES			
BETA	0.000	ALPHAB	5.017
MACH	3.000	ALPHA1	0.000
ORBPOW	100.000	BSTPOW	50.000

REFERENCE FILE

CHORDWISE DISTRIBUTION OF BOOSTER LOWER WING PRESSURES - MACH 3



SYMBOL	DELTA X	Y/B	DELTA Z
○	0.144	0.221	0.151
△	0.103		
◇	0.226		

PARAMETRIC VALUES			
BETA	0.000	ALPHAB	9.017
MACH	3.000	ALPHA I	0.000
ORBPOW	100.000	BSTPOW	50.000

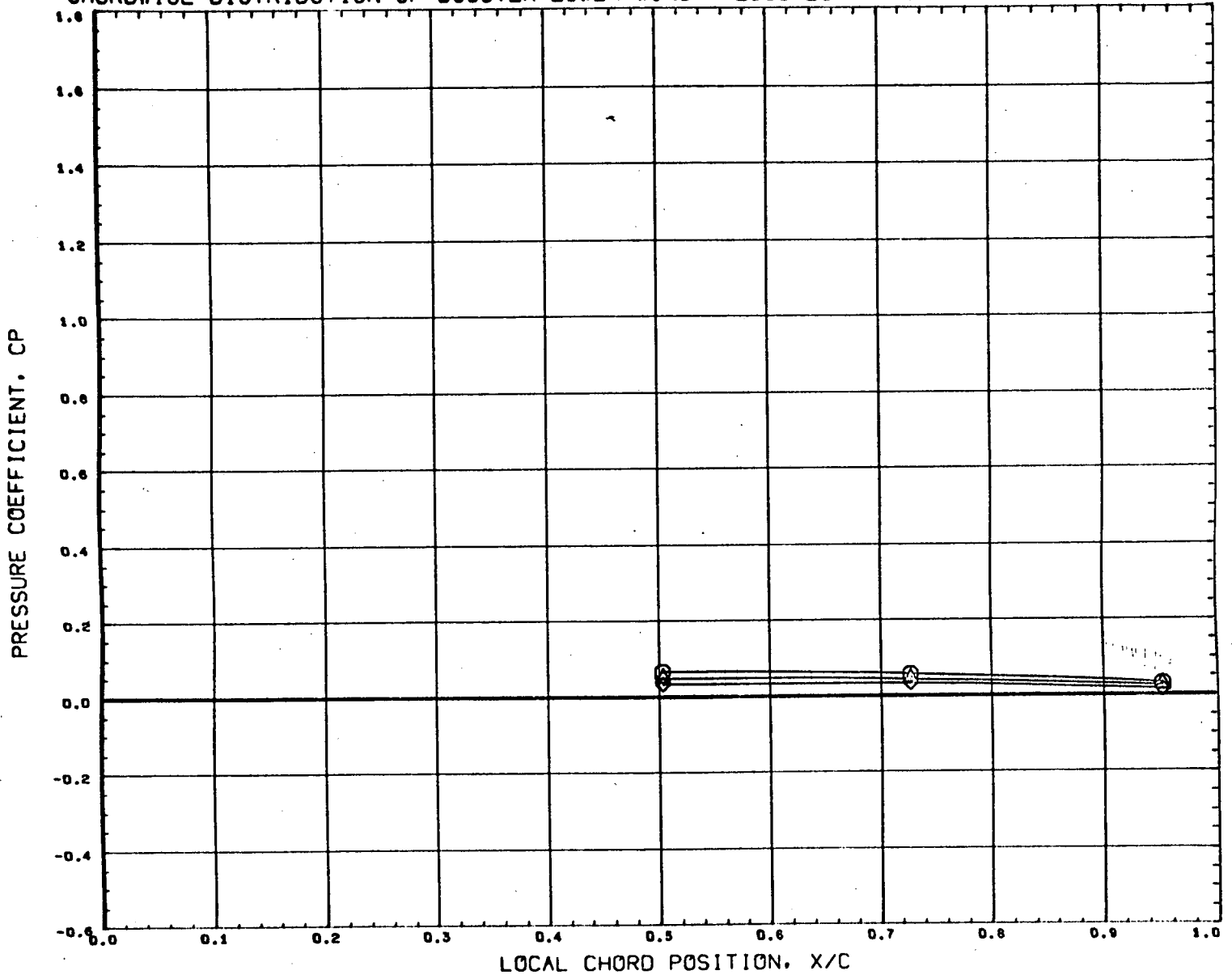
REFERENCE FILE

AEDC VA1163 MDAC BOOSTER (LOWER WING)

•CT8314•

PAGE 432

CHORDWISE DISTRIBUTION OF BOOSTER LOWER WING PRESSURES - MACH 3



SYMBOL	DELTA X	Y/B	DELTA Z
○	0.144	0.359	0.151
△	0.103		
◇	0.226		

PARAMETRIC VALUES			
BETA	0.000	ALPHAB	5.017
MACH	3.000	ALPHA I	0.000
ORBPOW	100.000	BSTPOW	50.000

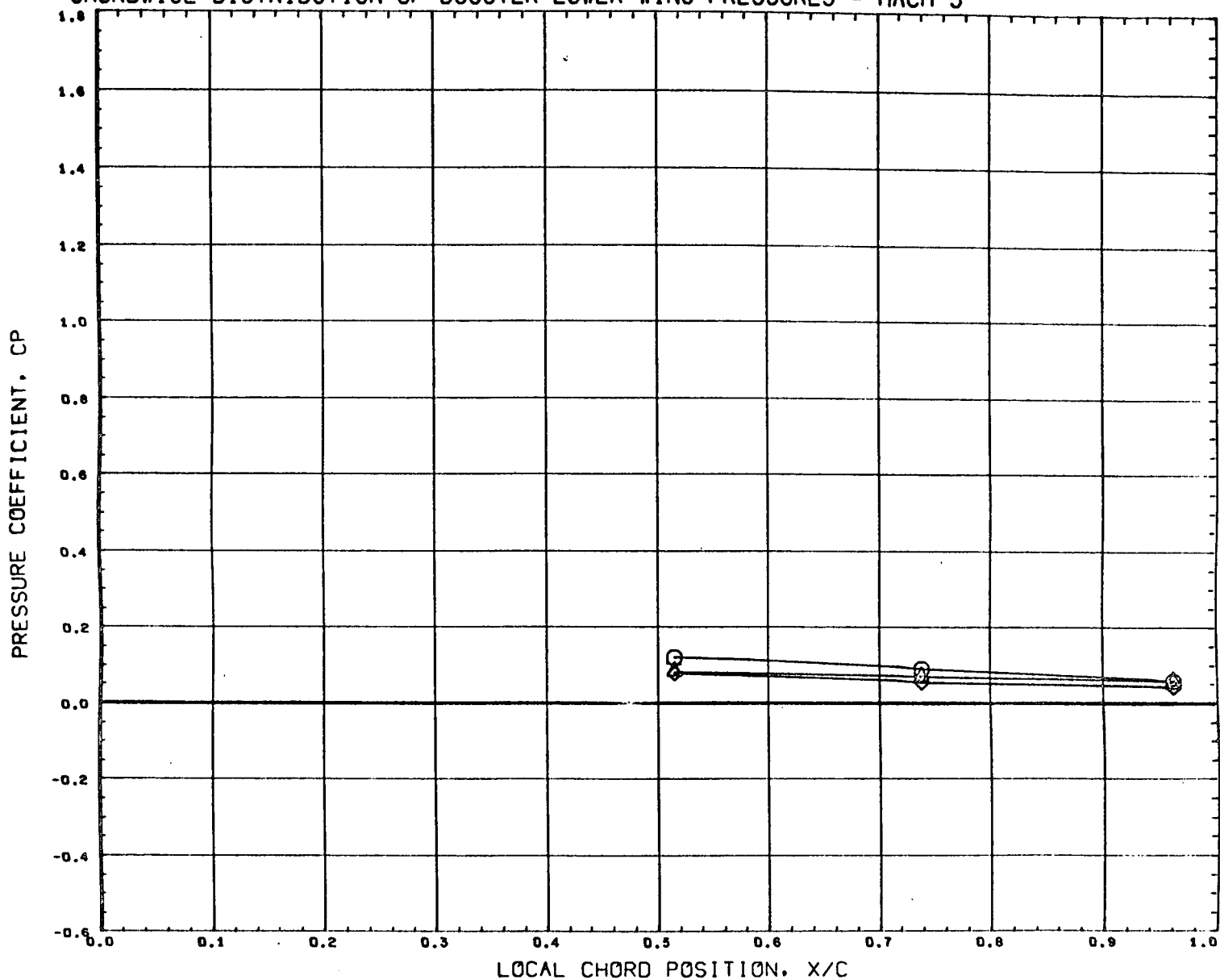
REFERENCE FILE

AEDC VA1163 MDAC BOOSTER (LOWER WING)

•CT8314•

PAGE 433

CHORDWISE DISTRIBUTION OF BOOSTER LOWER WING PRESSURES - MACH 3



SYMBOL	DELTA X	Y/B	DELTA Z
○	0.144	0.221	0.228
△	0.103		
◇	0.227		

PARAMETRIC VALUES			
BETA	0.000	ALPHA B	5.017
MACH	3.000	ALPHA I	0.000
ORBPOW	100.000	BSTPOW	50.000

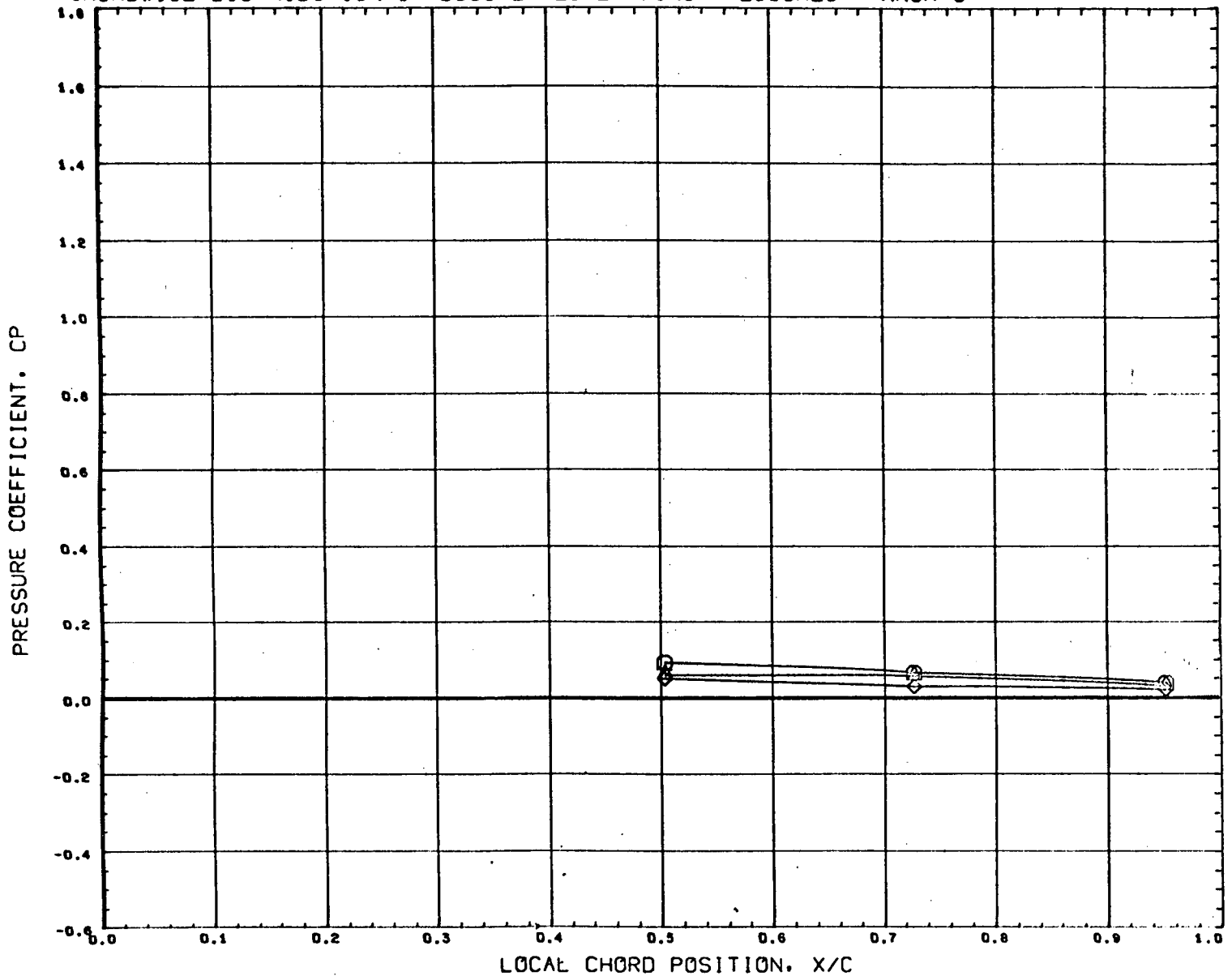
REFERENCE FILE

AEDC VA1163 MDAC BOOSTER (LOWER WING)

•CT8314•

PAGE 434

CHORDWISE DISTRIBUTION OF BOOSTER LOWER WING PRESSURES - MACH 3



SYMBOL	DELTA X	Y/B	DELTA Z
○	0.144	0.359	0.228
△	0.103		
◇	0.227		

PARAMETRIC VALUES			
BETA	0.000	ALPHA _D	5.017
MACH	3.000	ALPHA _I	0.000
ORBPOW	100.000	BSTPCW	50.000

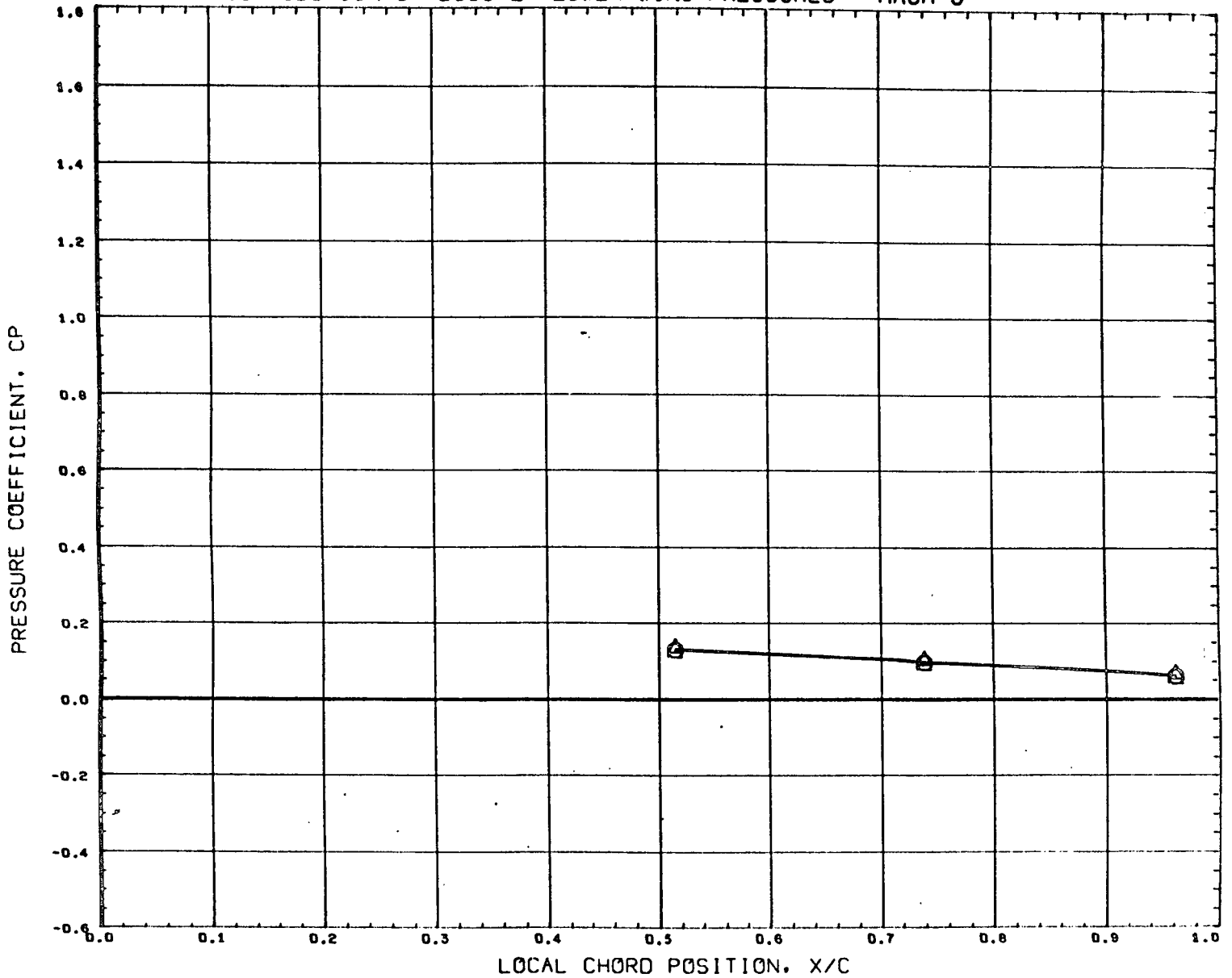
REFERENCE FILE

AEDC VA1163 MDAC BOOSTER (LOWER WING)

•CT8314•

PAGE 435

CHORDWISE DISTRIBUTION OF BOOSTER LOWER WING PRESSURES - MACH 3

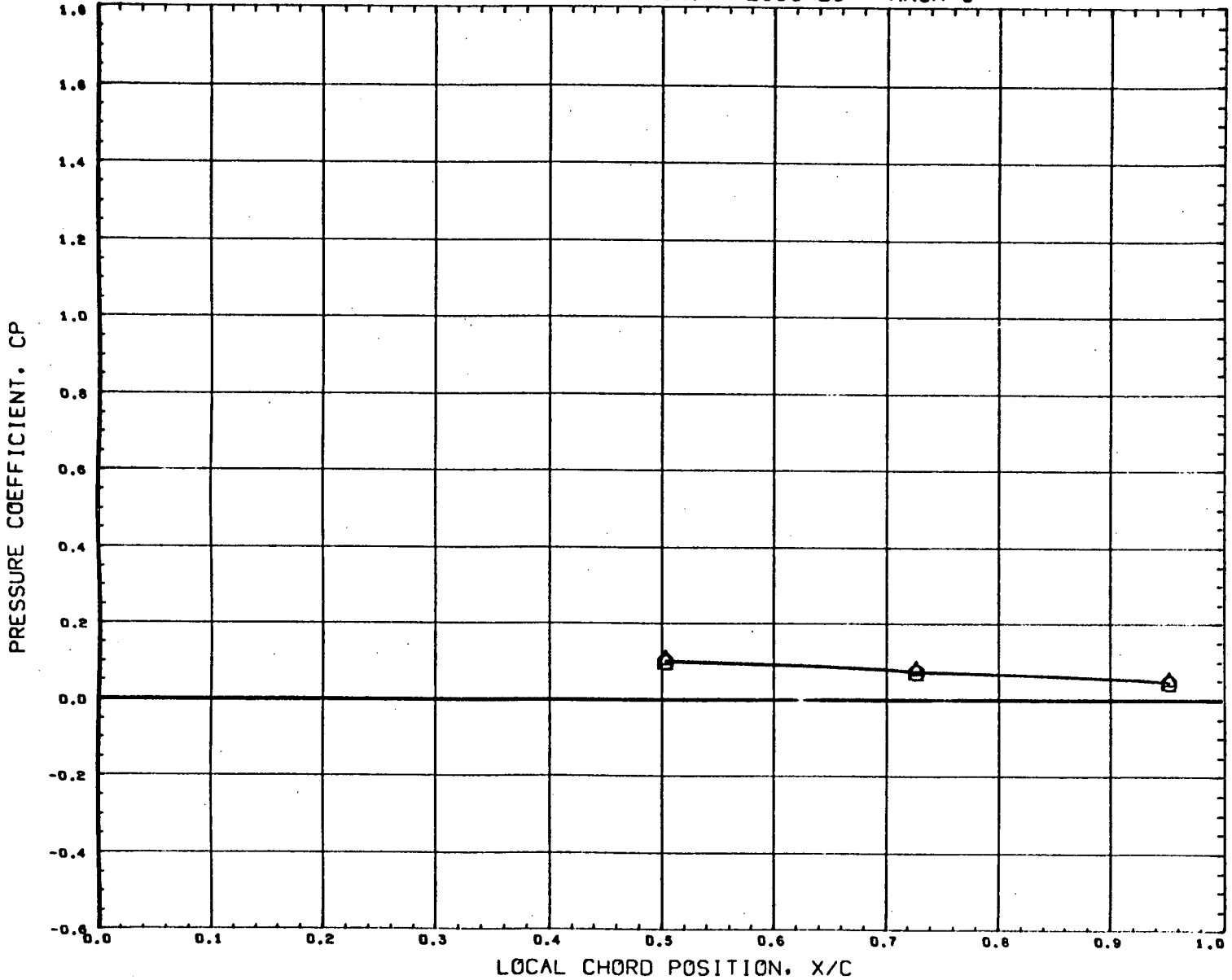


SYMBOL	DELTA X	Y/B	DELTA Z
○	0.390	0.221	0.908
△	0.521		

PARAMETRIC VALUES			
BETA	0.000	ALPHAB	5.017
MACH	3.000	ALPHA1	0.000
ORBPOW	100.000	BSTPOW	50.000

REFERENCE FILE

CHORDWISE DISTRIBUTION OF BOOSTER LOWER WING PRESSURES - MACH 3



SYMBOL	DELTA X	Y/B	DELTA Z
○	0.390	0.359	0.908
△	0.521		

PARAMETRIC VALUES			
BETA	0.000	ALPHA _D	5.017
MACH	3.000	ALPHA _I	0.000
ORBPOW	100.000	BSTPOW	90.000

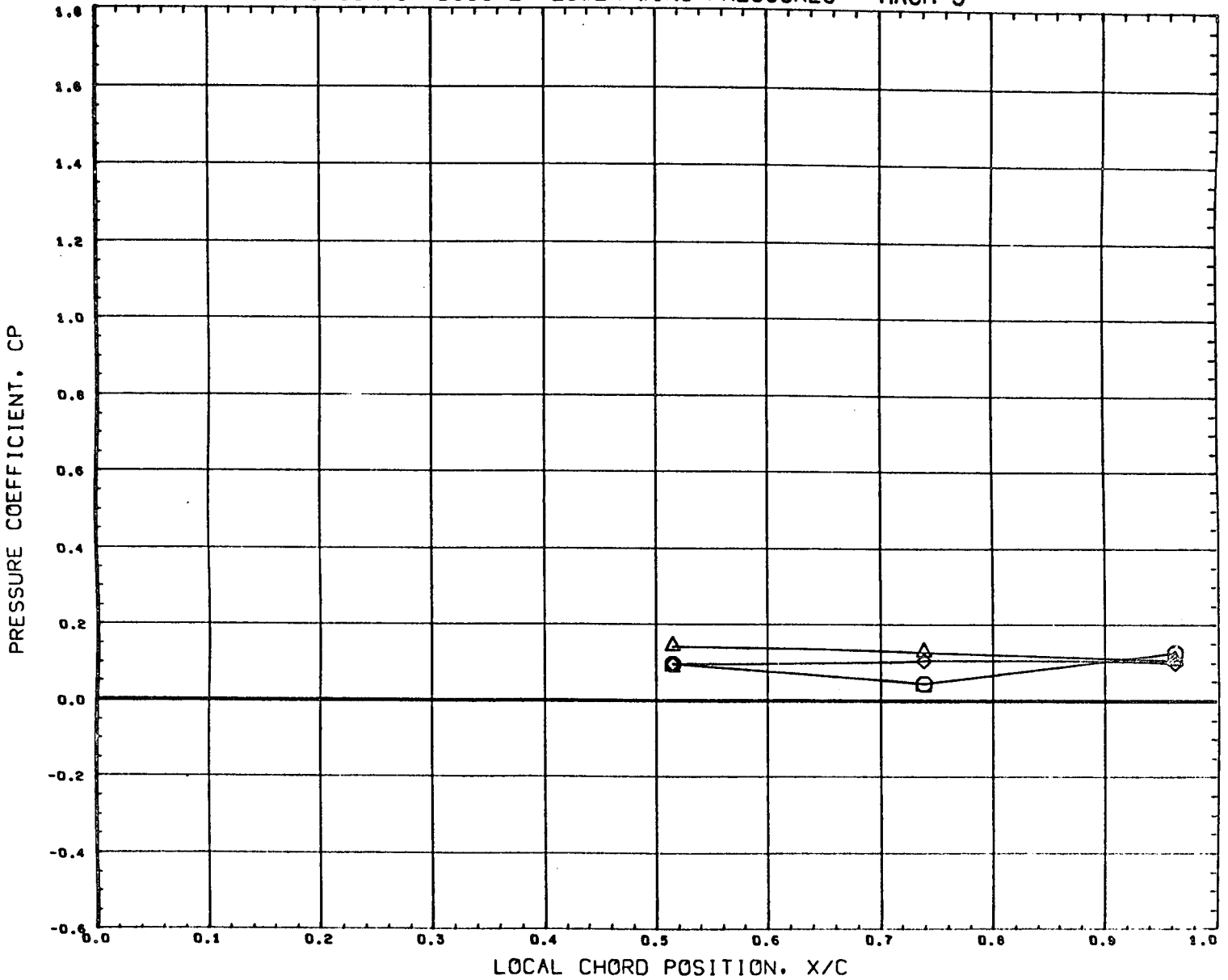
REFERENCE FILE

AEDC VA1163 MDAC BOOSTER (LOWER WING)

•CT8314•

PAGE 437

CHORDWISE DISTRIBUTION OF BOOSTER LOWER WING PRESSURES - MACH 3



SYMBOL	DELTA X	Y/B	DELTA Z
○	0.143	0.221	0.120
△	0.103		
◇	0.227		

PARAMETRIC VALUES			
BETA	0.000	ALPHAB	10.003
MACH	3.000	ALPHA1	0.000
ORBPOW	100.000	BSTPOW	50.000

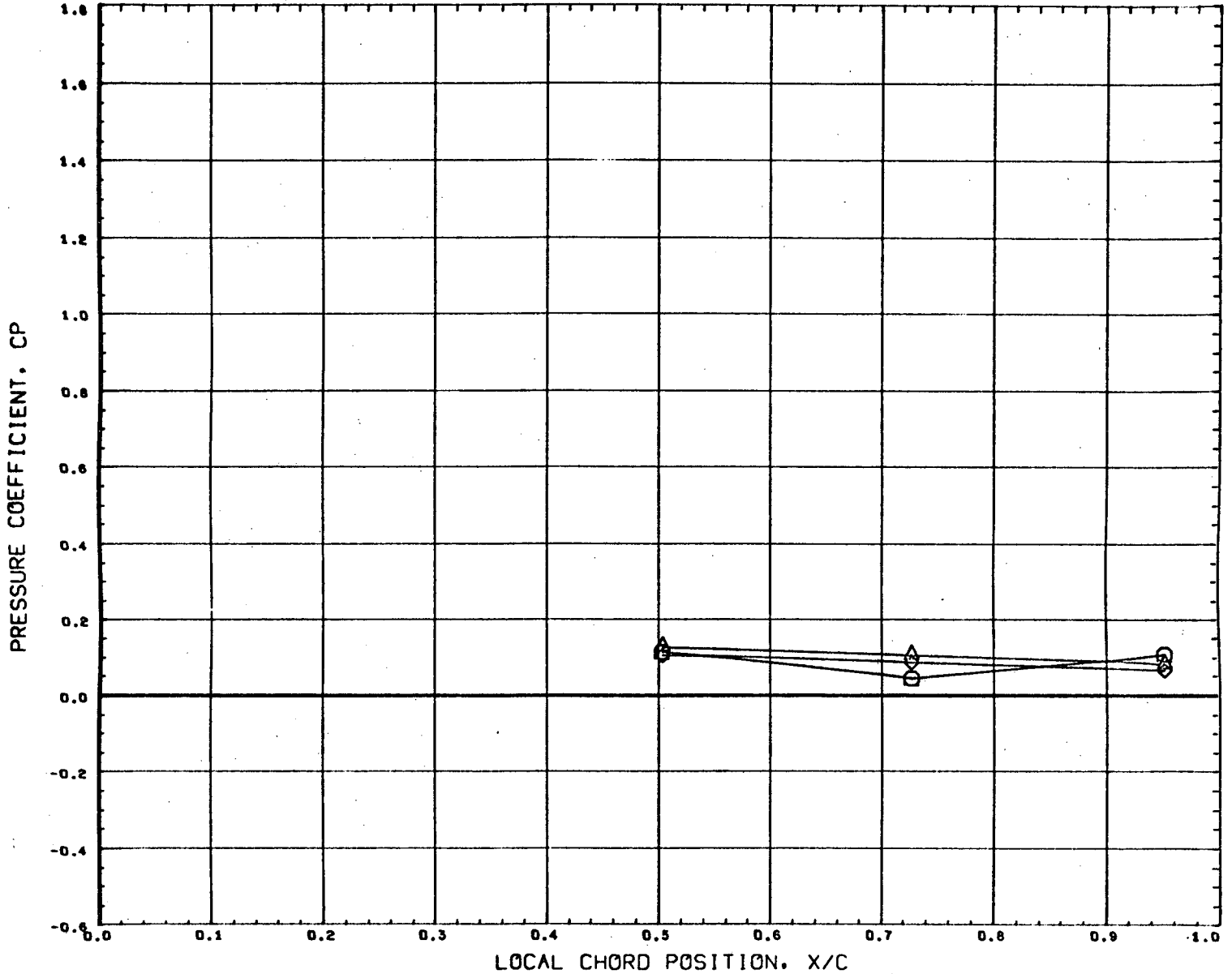
REFERENCE FILE

AEDC VA1163 MDAC BOOSTER (LOWER WING)

•CT8315•

PAGE 438

CHORDWISE DISTRIBUTION OF BOOSTER LOWER WING PRESSURES - MACH 3

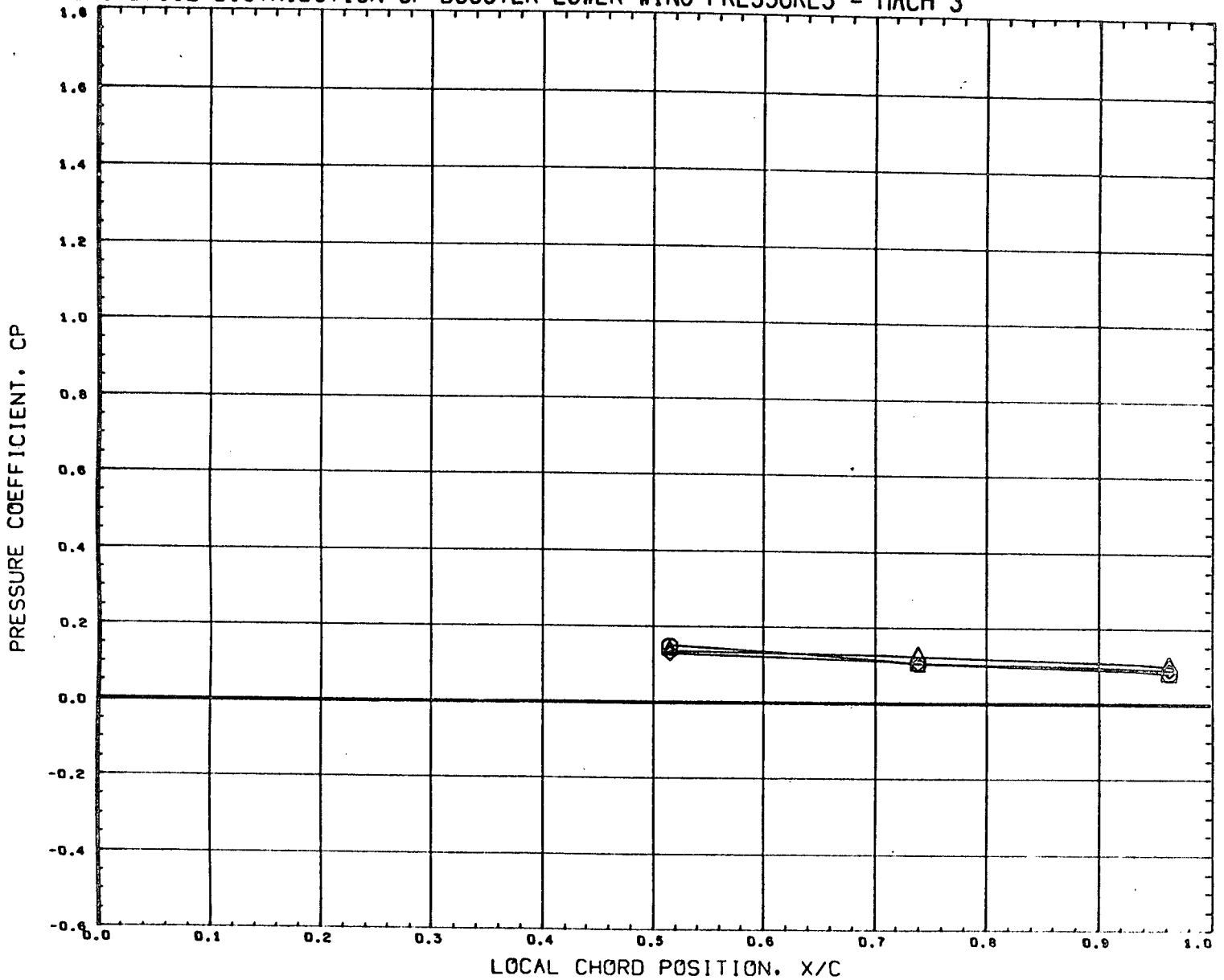


SYMBOL	DELTA X	Y/B	DELTA Z
○	0.143	0.359	0.120
△	0.103		
◇	0.227		

PARAMETRIC VALUES			
BETA	0.000	ALPHAB	10.003
MACH	3.000	ALPHA1	0.000
ORBPOW	100.000	BSTPOW	50.000

REFERENCE FILE

CHORDWISE DISTRIBUTION OF BOOSTER LOWER WING PRESSURES - MACH 3



SYMBOL	DELTA X	Y/B	DELTA Z
○	0.143	0.221	0.151
△	0.104		
◇	0.226		

PARAMETRIC VALUES			
BETA	0.000	ALPHA B	10.003
MACH	3.000	ALPHA I	0.000
ORBPOW	100.000	BSTPOW	50.000

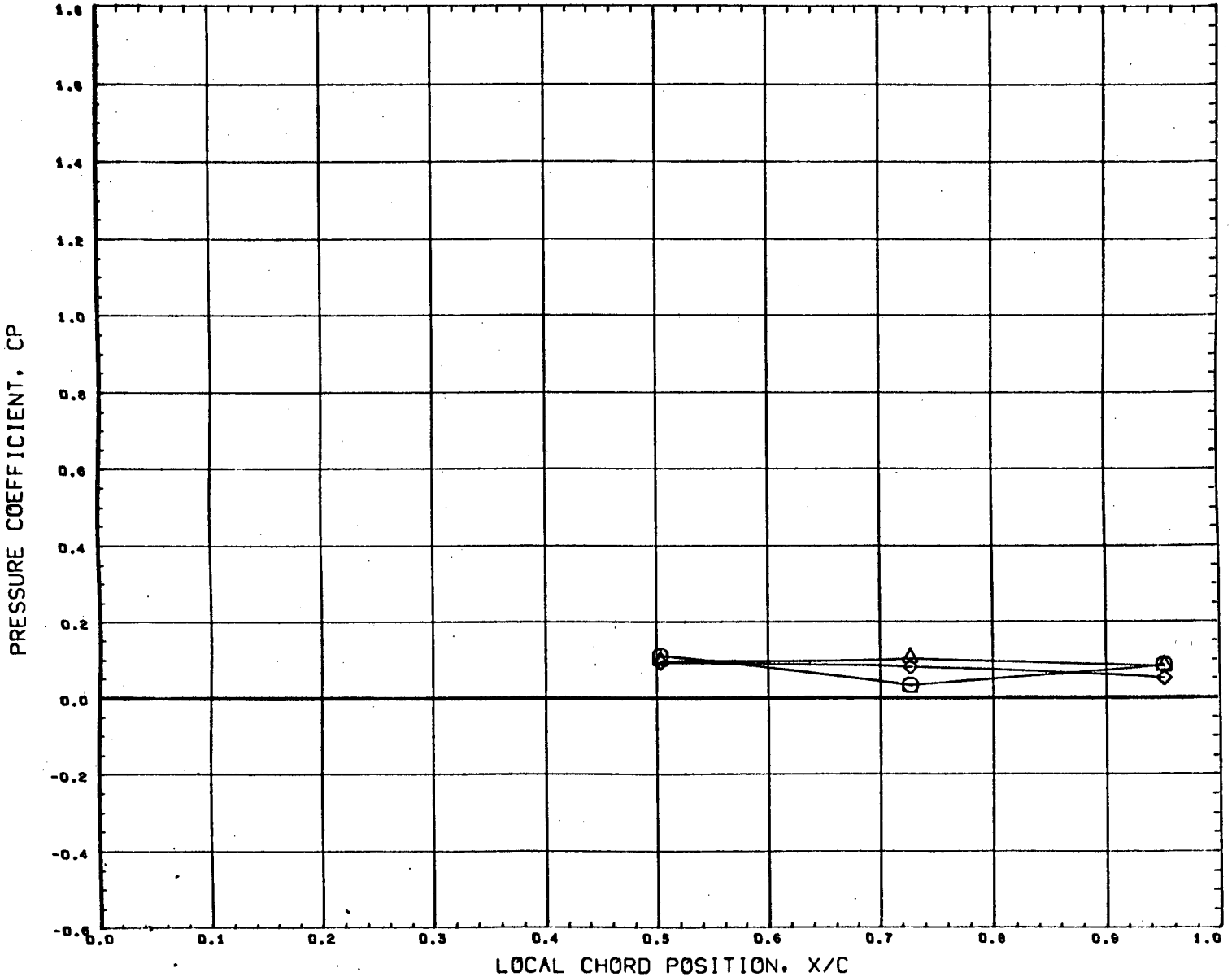
REFERENCE FILE

AEDC VA1.163 MDAC BOOSTER (LOWER WING)

•CT8315•

PAGE 440

CHORDWISE DISTRIBUTION OF BOOSTER LOWER WING PRESSURES - MACH 3



SYMBOL	DELTA X	Y/B	DELTA Z
○	0.143	0.359	0.151
△	0.104		
◇	0.226		

PARAMETRIC VALUES			
BETA	0.000	ALPHAB	10.003
MACH	3.000	ALPHA I	0.000
ORBPOW	100.000	BSTPOW	50.000

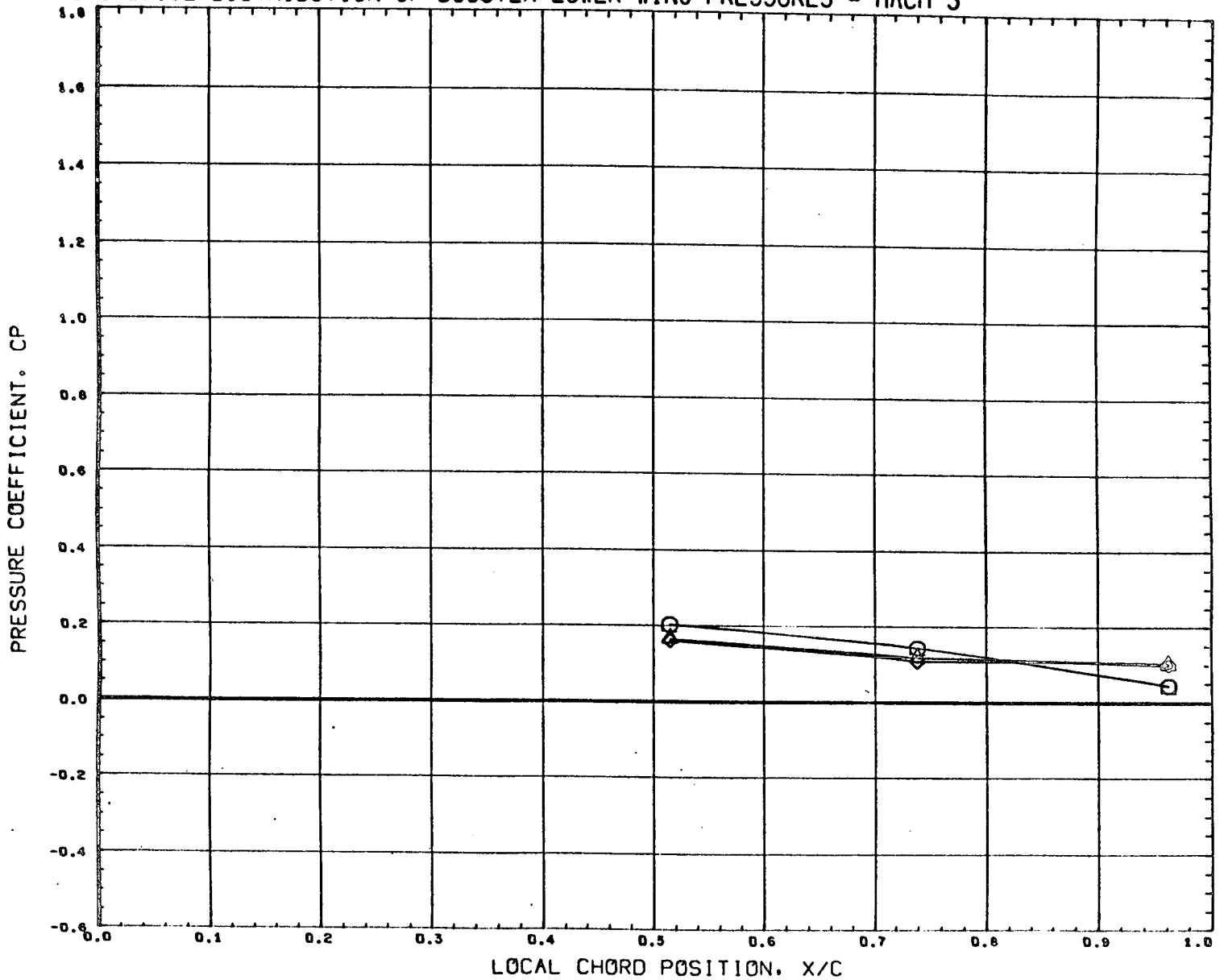
REFERENCE FILE

AEDC VA1163 MDAC BOOSTER (LOWER WING)

•CT8315•

PAGE 441

CHORDWISE DISTRIBUTION OF BOOSTER LOWER WING PRESSURES - MACH 3



SYMBOL	DELTA X	Y/B	DELTA Z
○	0.143	0.221	0.228
△	0.103		
◇	0.226		

PARAMETRIC VALUES			
BETA	0.000	ALPHAB	10.003
MACH	3.000	ALPHA I	0.000
ORBPOW	100.000	BSTPOW	50.000

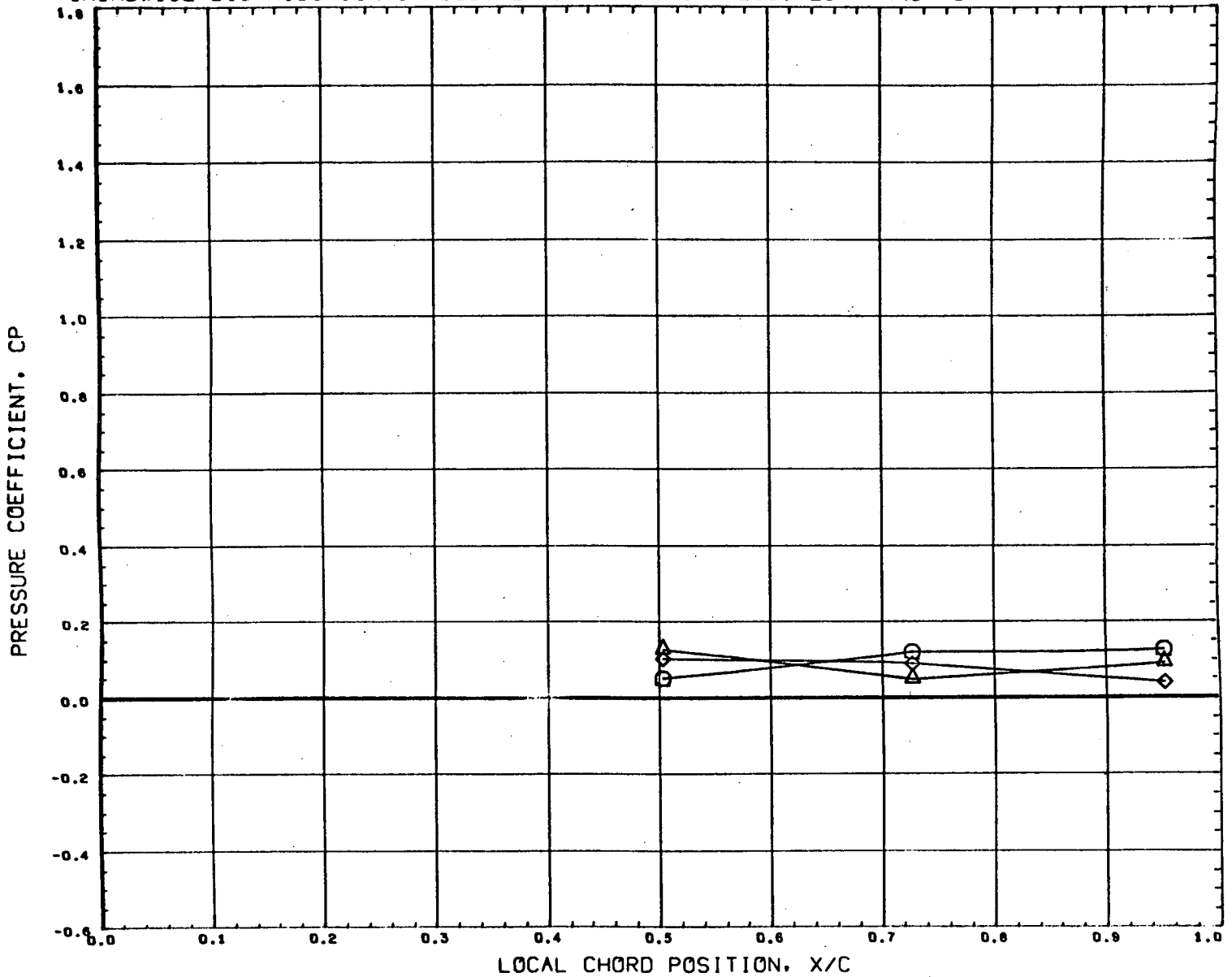
REFERENCE FILE

AEDC VA1163 MDAC BOOSTER (LOWER WING)

•CT8315•

PAGE 442

CHORDWISE DISTRIBUTION OF BOOSTER LOWER WING PRESSURES - MACH 3



SYMBOL	DELTA X	Y/B	DELTA Z
○	0.143	0.359	0.228
△	0.103		
◇	0.226		

PARAMETRIC VALUES			
BETA	0.000	ALPHAB	10.003
MACH	3.000	ALPHA1	0.000
ORBPOW	100.000	BSTPOW	50.000

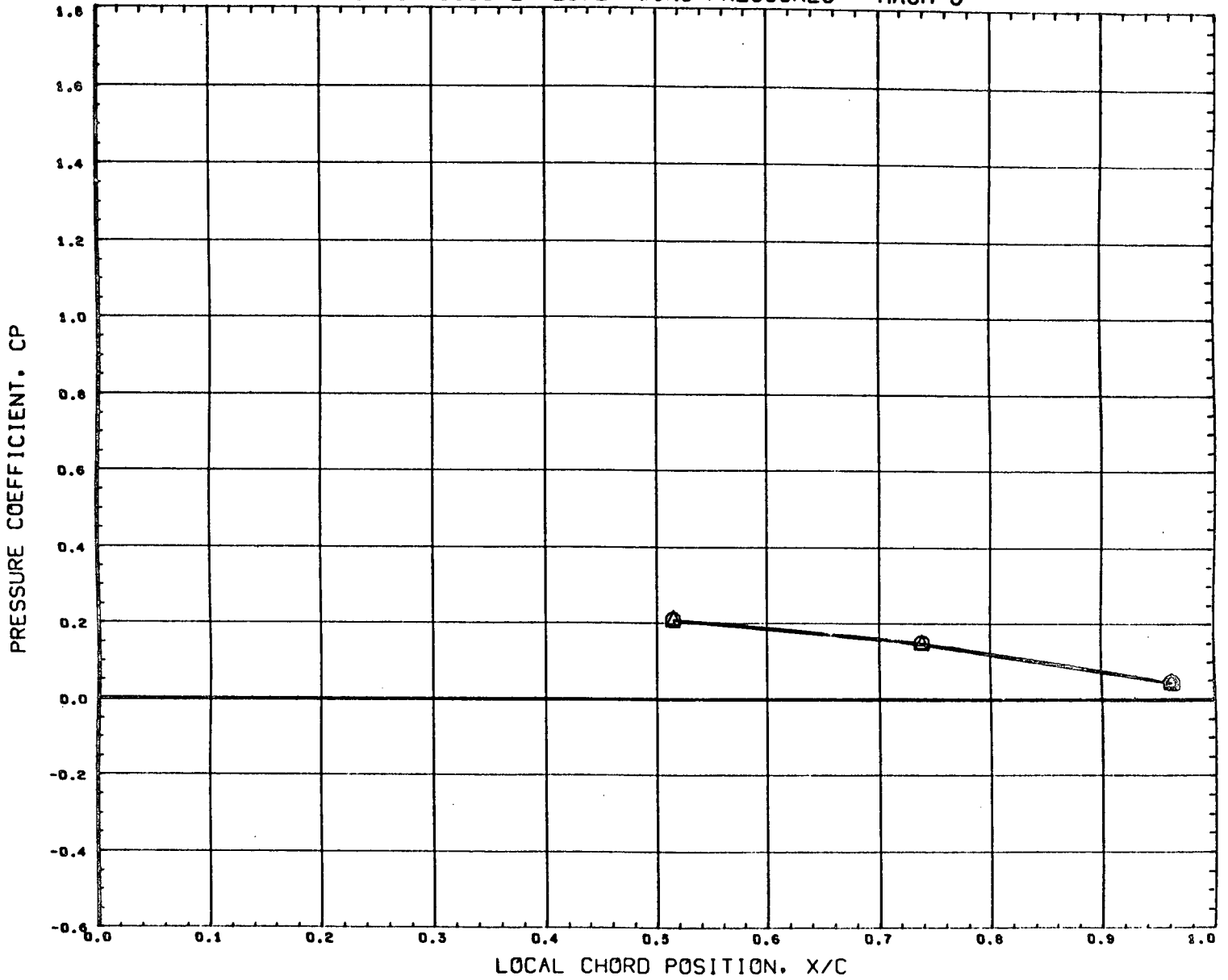
REFERENCE FILE

AEDC VA1163 MDAC BOOSTER (LOWER WING)

•CT8315•

PAGE 443

CHORDWISE DISTRIBUTION OF BOOSTER LOWER WING PRESSURES - MACH 3



SYMBOL	DELTA X	Y/B	DELTA Z
○	0.391	0.221	0.908
△	0.518		

PARAMETRIC VALUES			
BETA	0.000	ALPHAB	10.003
MACH	3.000	ALPHA I	0.000
ORBPOW	100.000	BSTPOW	50.000

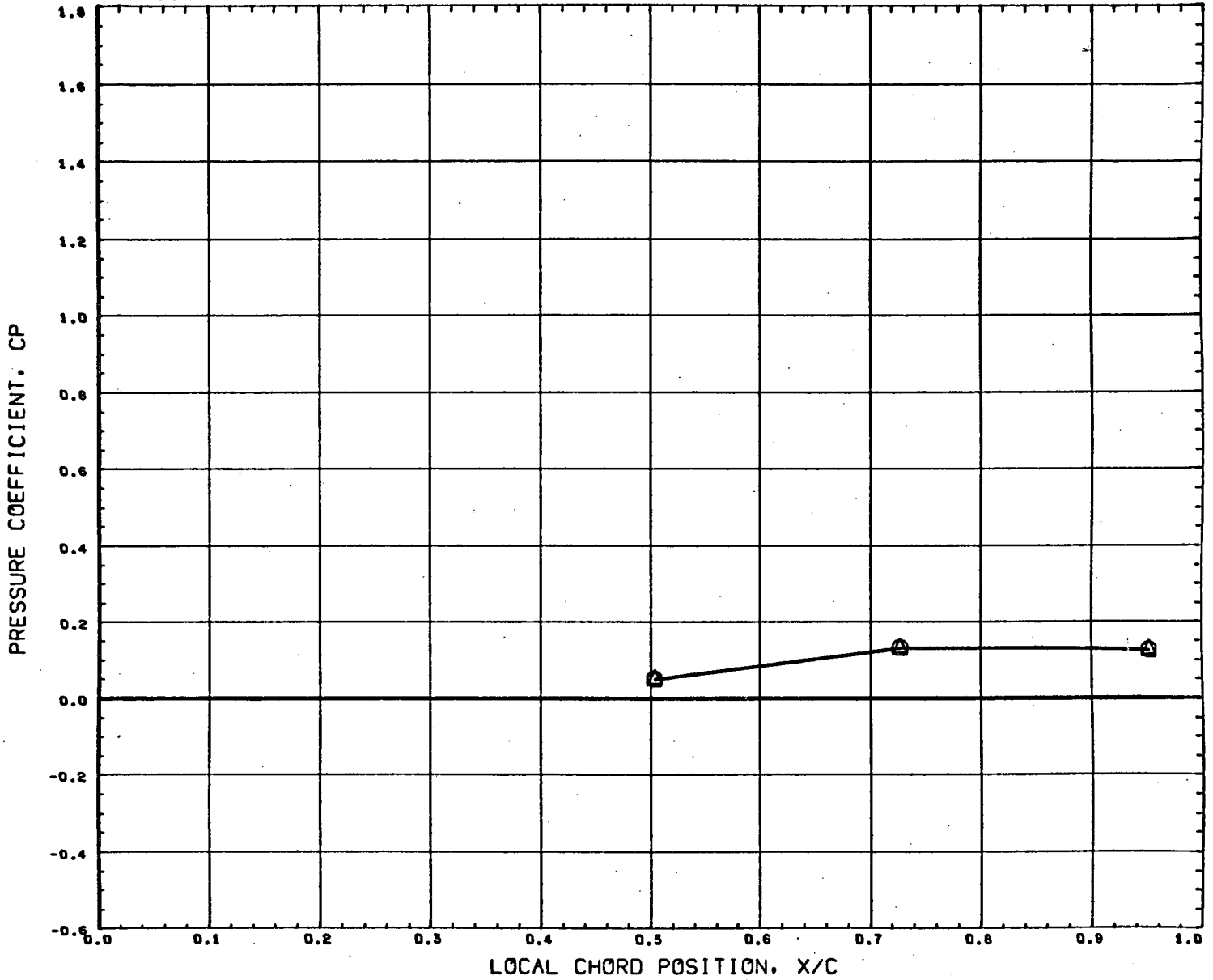
REFERENCE FILE

AEDC VA1163 MDAC BOOSTER (LOWER WING)

•CT8315•

PAGE 444

CHORDWISE DISTRIBUTION OF BOOSTER LOWER WING PRESSURES - MACH 3



SYMBOL	DELTA X	Y/B	DELTA Z
○	0.391	0.359	0.908
△	0.518		

PARAMETRIC VALUES			
BETA	0.000	ALPHAB	10.003
MACH	3.000	ALPHA1	0.000
ORBPOW	100.000	BSTPOW	50.000

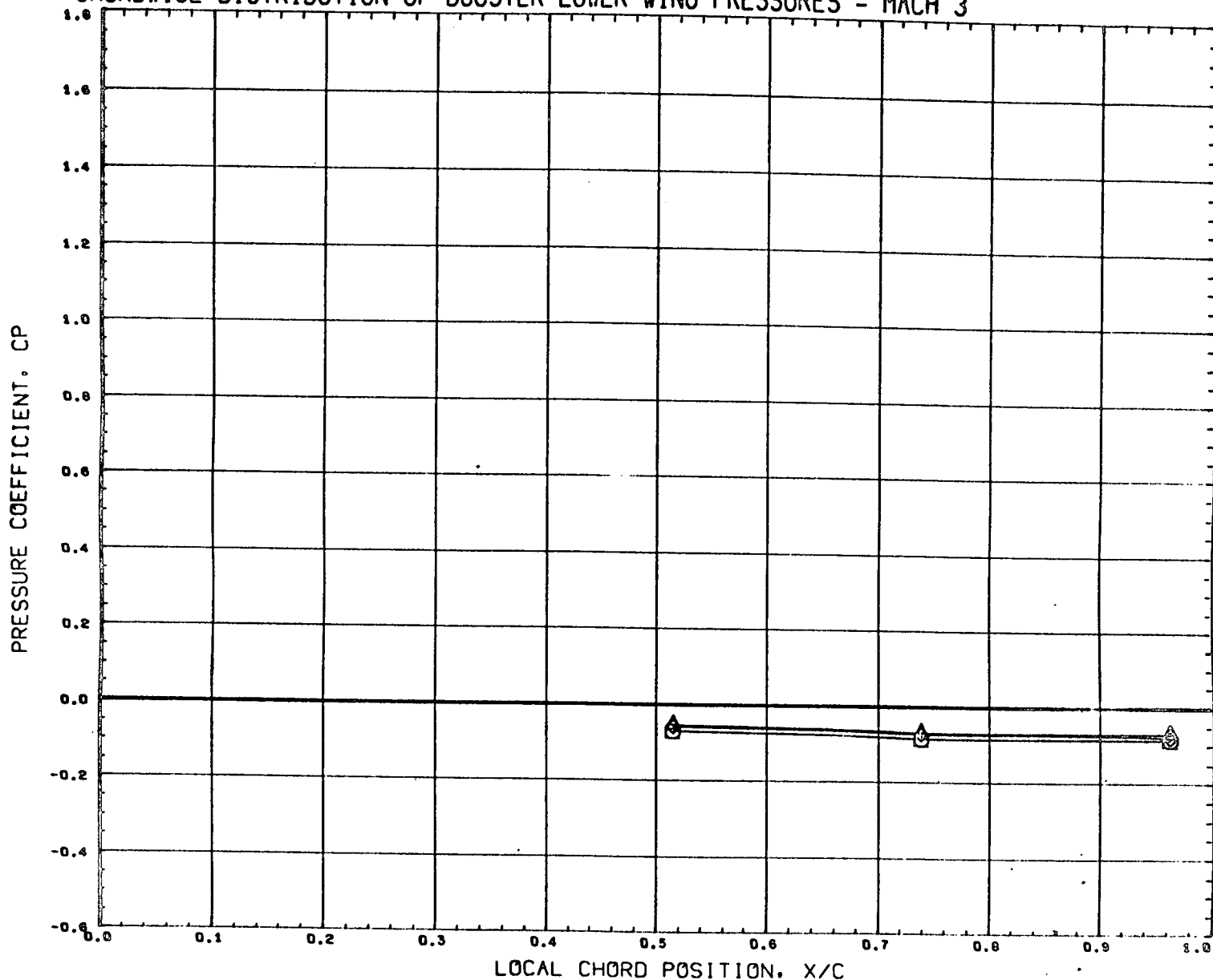
REFERENCE FILE

AEDC VA1163 MDAC BOOSTER (LOWER WING)

•CT8315•

PAGE 445

CHORDWISE DISTRIBUTION OF BOOSTER LOWER WING PRESSURES - MACH 3

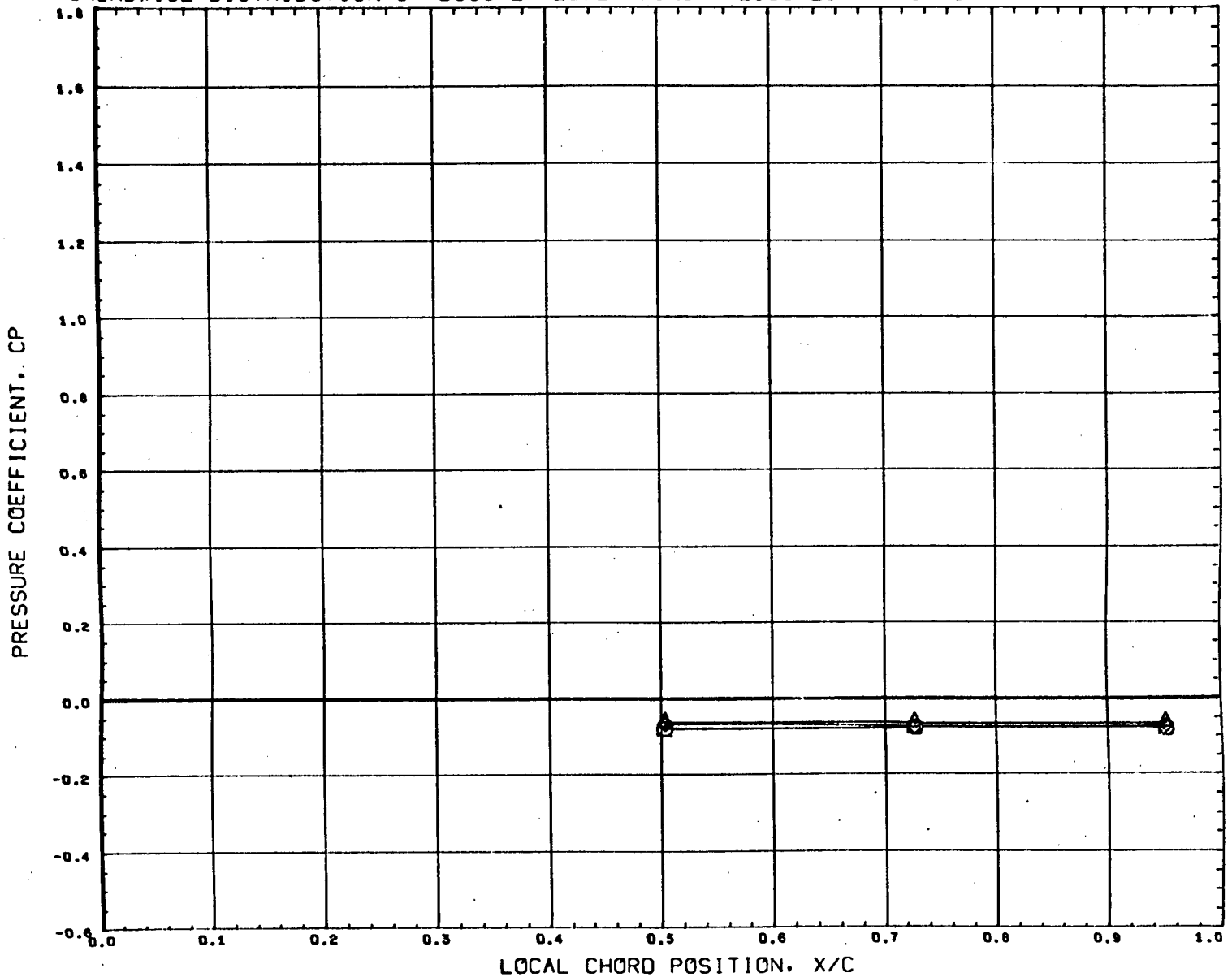


SYMBOL	DELTA X	Y/B	DELTA Z
○	0.143	0.221	0.120
△	0.103		
◇	0.227		

PARAMETRIC VALUES			
BETA	0.000	ALPHAB	- 9.977
MACH	3.000	ALPHA1	0.000
ORBPOW	0.000	BSTPOW	0.000

REFERENCE FILE

CHORDWISE DISTRIBUTION OF BOOSTER LOWER WING PRESSURES - MACH 3



SYMBOL	DELTA X	Y/B	DELTA Z
○	0.143	0.359	0.120
△	0.103		
◇	0.227		

PARAMETRIC VALUES			
BETA	0.000	ALPHAB	- 9.977
MACH	3.000	ALPHA1	0.000
ORBPOW	0.000	BSTPOW	0.000

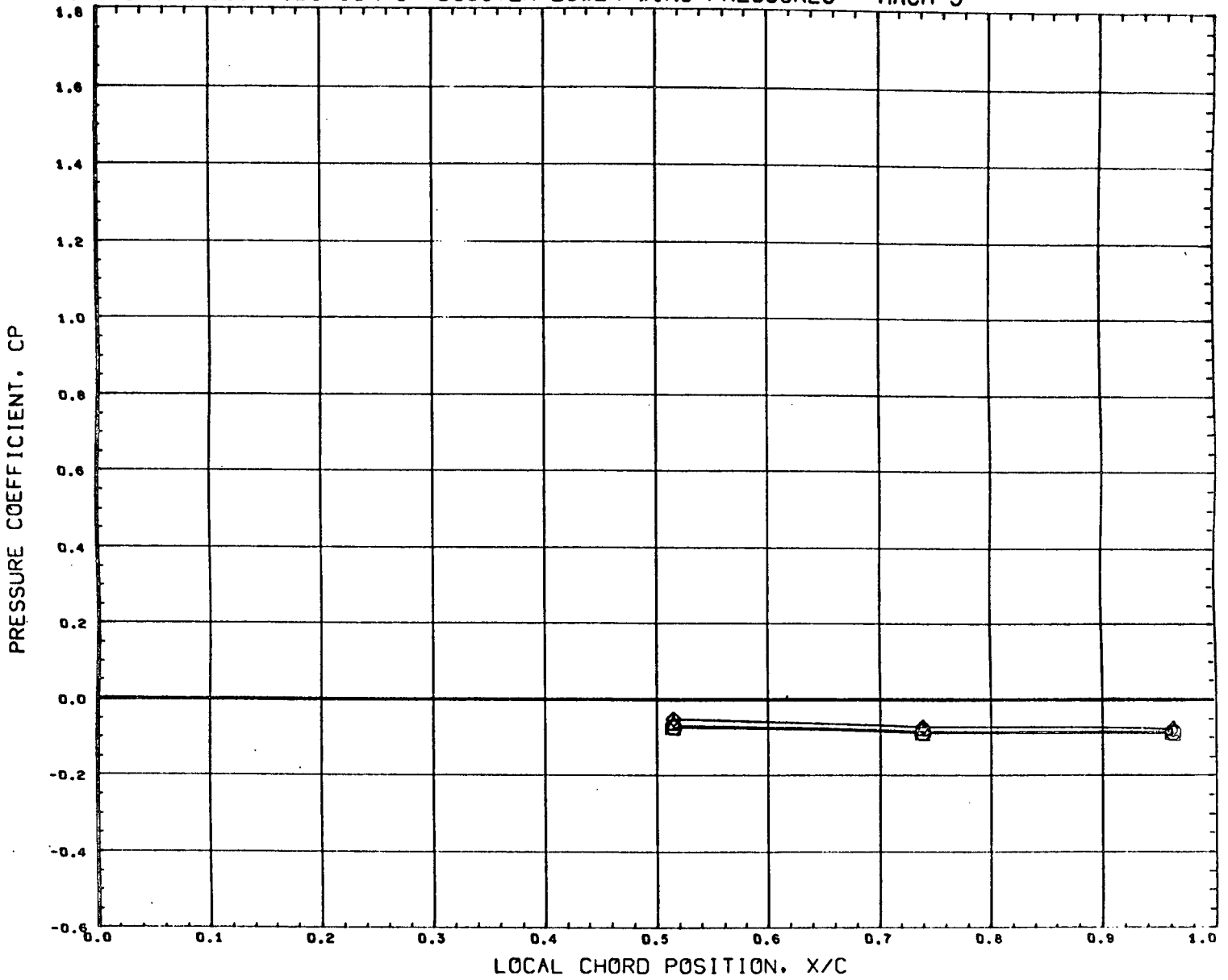
REFERENCE FILE

AEDC VA1163 MDAC BOOSTER (LOWER WING)

•CT8321•

PAGE 447

CHORDWISE DISTRIBUTION OF BOOSTER LOWER WING PRESSURES - MACH 3

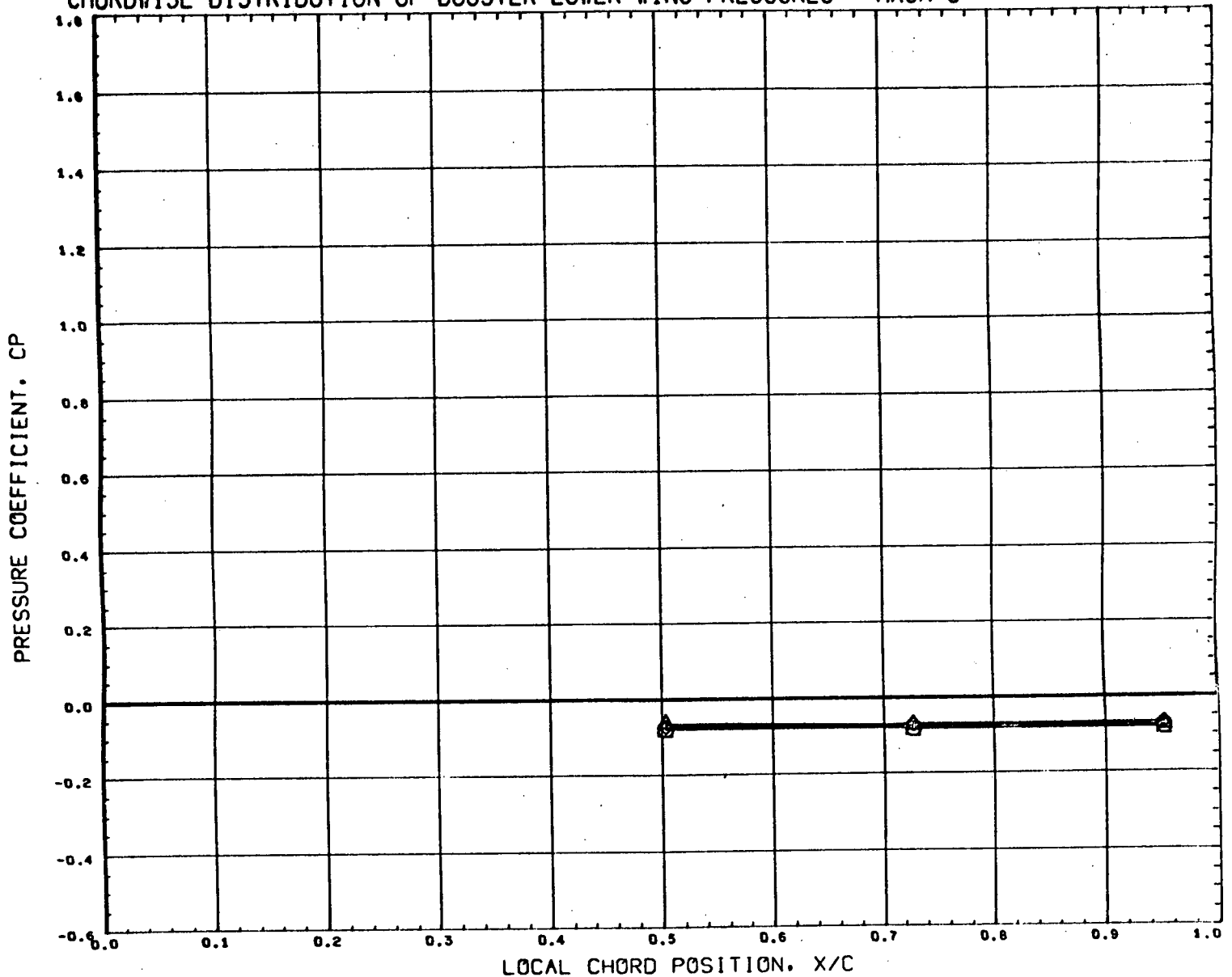


SYMBOL	DELTA X	Y/B	DELTA Z
○	0.144	0.221	0.151
△	0.103		
◇	0.227		

PARAMETRIC VALUES			
BETA	0.000	ALPHA	9.977
MACH	3.000	ALPHA1	0.000
ORBPOW	0.000	BSTPOW	0.000

REFERENCE FILE

CHORDWISE DISTRIBUTION OF BOOSTER LOWER WING PRESSURES - MACH 3



SYMBOL	DELTA X	Y/B	DELTA Z
○	0.144	0.359	0.151
△	0.103		
◇	0.227		

PARAMETRIC VALUES			
BETA	0.000	ALPHAB	- 9.977
MACH	3.000	ALPHA I	0.000
ORBPOW	0.000	BSTPOW	0.000

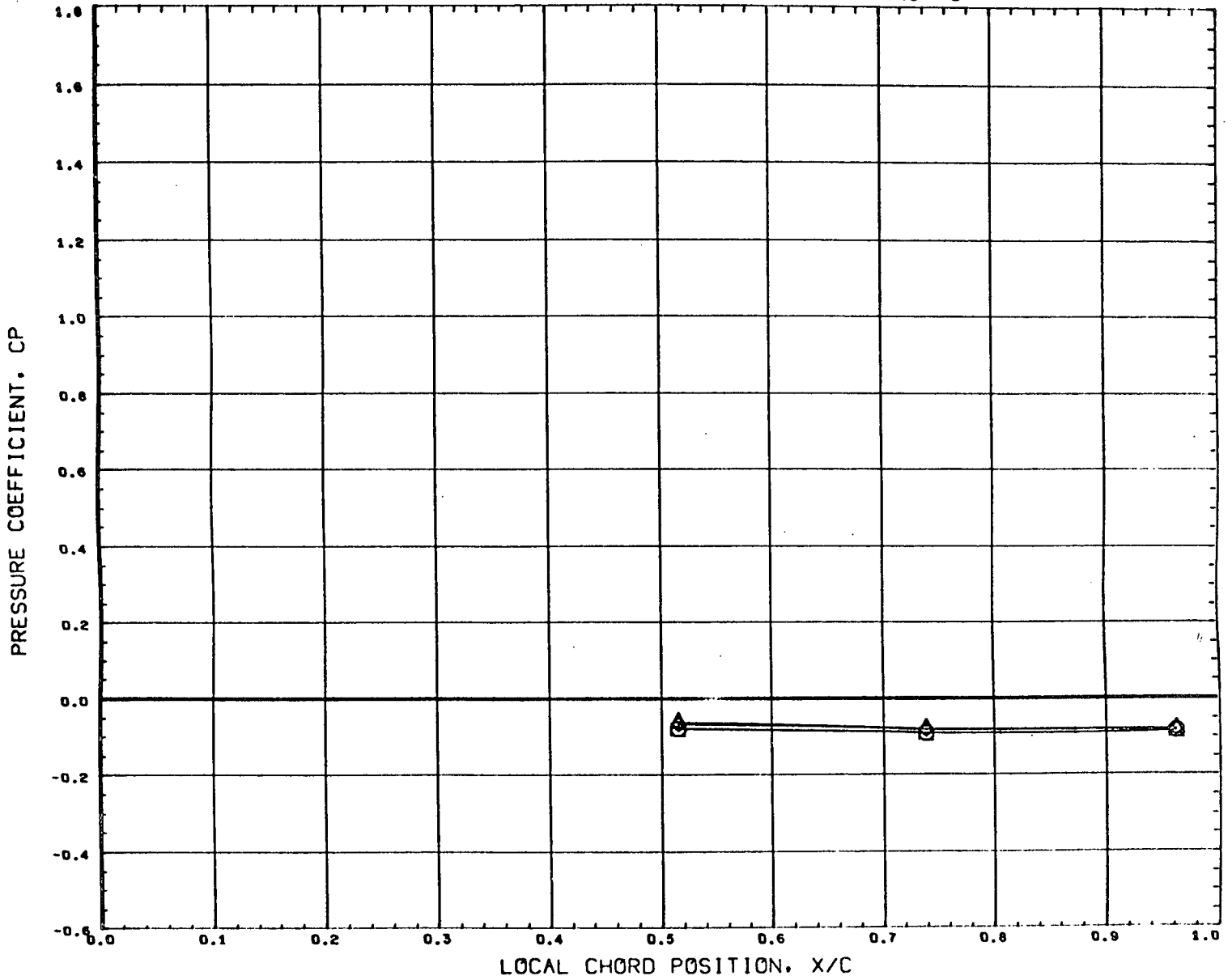
REFERENCE FILE

AEDC VA1163 MDAC BOOSTER (LOWER WING)

•CT8321•

PAGE 449

CHORDWISE DISTRIBUTION OF BOOSTER LOWER WING PRESSURES - MACH 3



SYMBOL	DELTA X	Y/B	DELTA Z
○	0.143	0.221	0.228
△	0.103		
◇	0.226		

PARAMETRIC VALUES		
BETA	0.000	ALPHAB - 9.977
MACH	3.000	ALPHA1 0.000
ORBPOW	0.000	BSTPOW 0.000

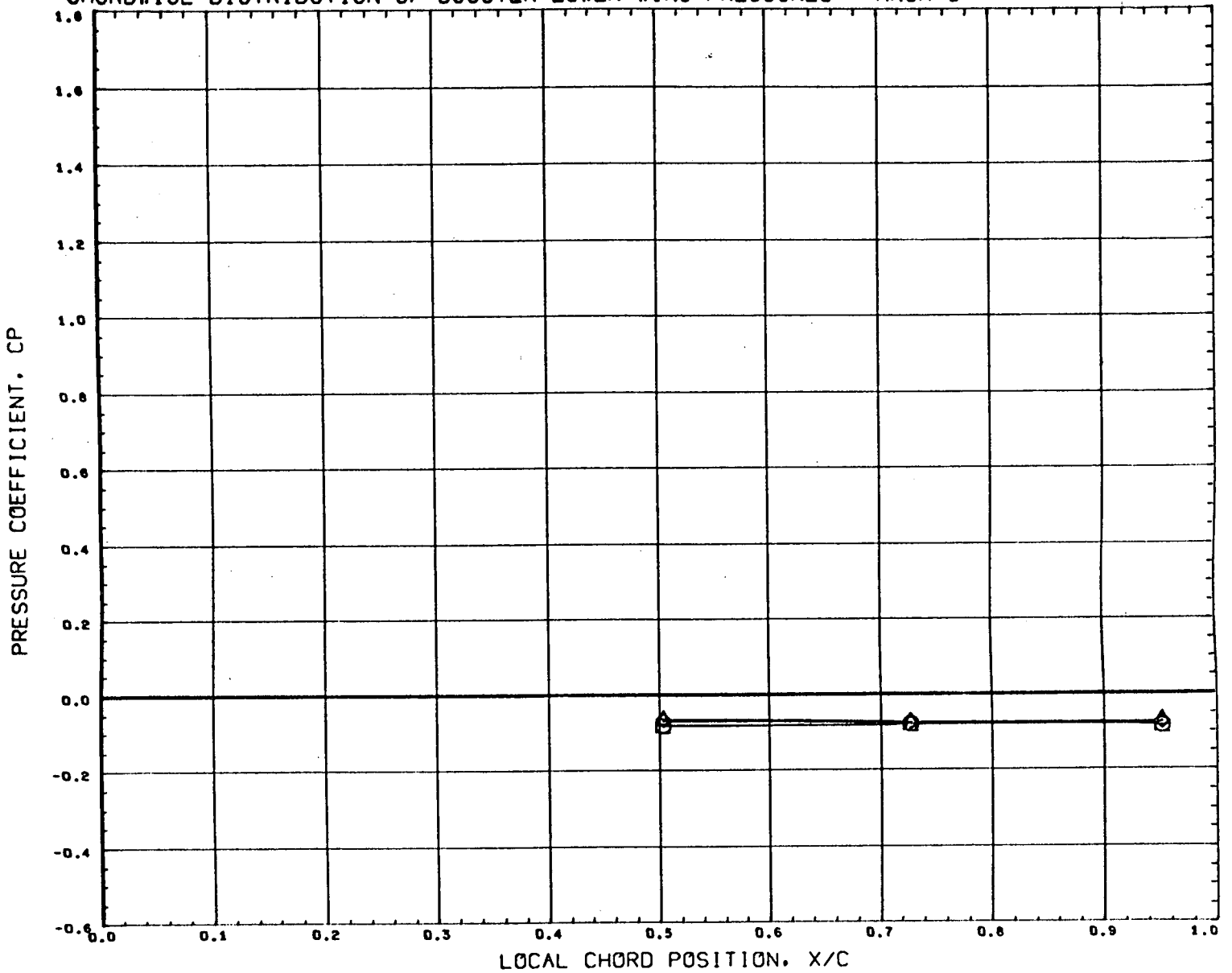
REFERENCE FILE

AEDC VA1163 MDAC BOOSTER (LOWER WING)

•CT8321•

PAGE 450

CHORDWISE DISTRIBUTION OF BOOSTER LOWER WING PRESSURES - MACH 3



SYMBOL	DELTA X	Y/B	DELTA Z
○	0.143	0.359	0.228
△	0.103		
◇	0.226		

PARAMETRIC VALUES			
BETA	0.000	ALPHAB	9.977
MACH	3.000	ALPHA I	0.000
ORBPOW	0.000	BSTPOW	0.000

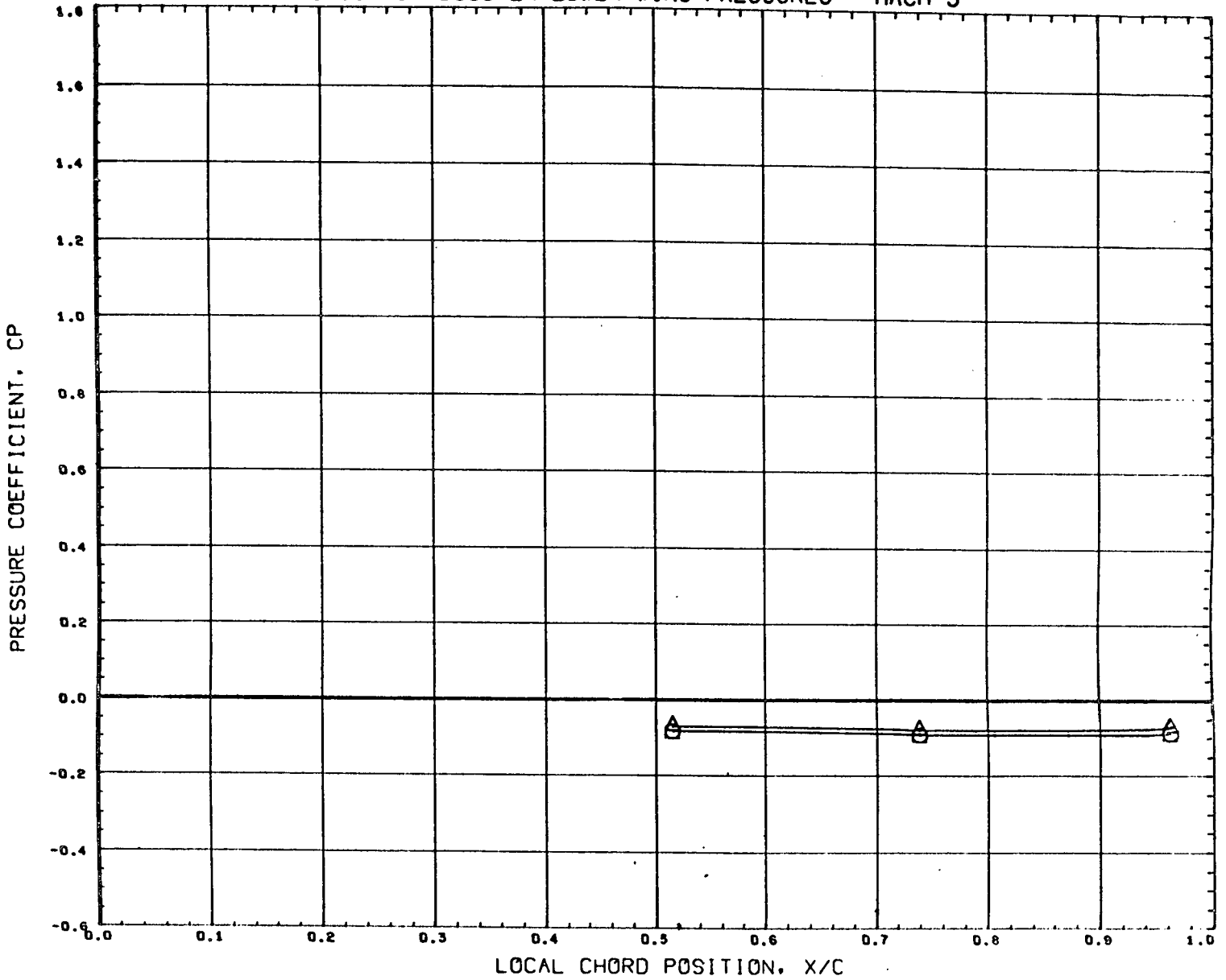
REFERENCE FILE

AEDC VA1163 MDAC BOOSTER (LOWER WING)

•CT8321•

PAGE 451

CHORDWISE DISTRIBUTION OF BOOSTER LOWER WING PRESSURES - MACH 3



SYMBOL	DELTA X	Y/B	DELTA Z
○	0.391	0.221	0.908
△	0.316		

PARAMETRIC VALUES			
BETA	0.000	ALPHA _B	- 9.977
MACH	3.000	ALPHA _I	0.000
ORBPOW	0.000	BSTPOW	0.000

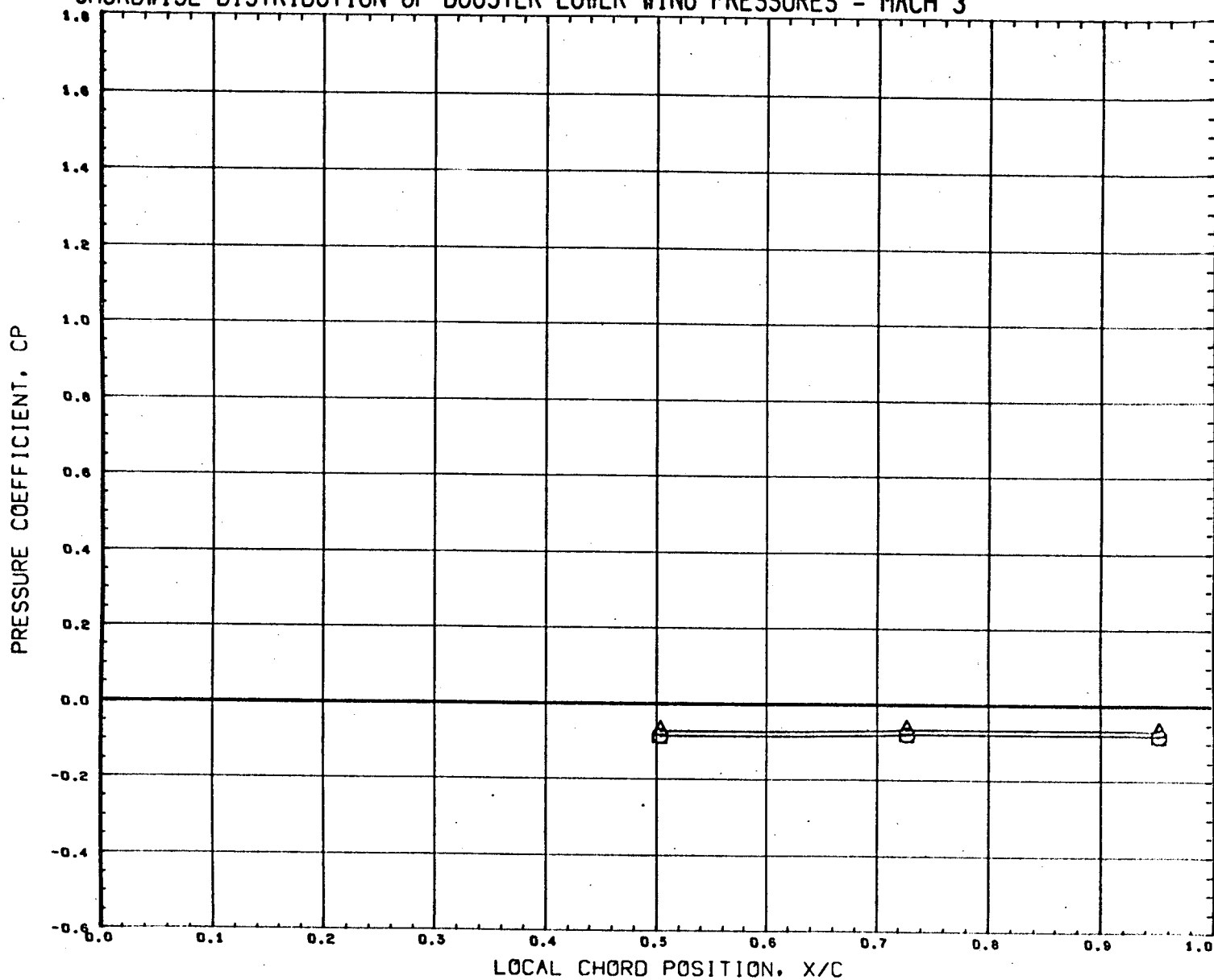
REFERENCE FILE

AEDC VA1163 MDAC BOOSTER (LOWER WING)

•CT8321•

PAGE 452

CHORDWISE DISTRIBUTION OF BOOSTER LOWER WING PRESSURES - MACH 3



SYMBOL	DELTA X	Y/B	DELTA Z
○	0.391	0.359	0.908
△	0.516		

PARAMETRIC VALUES			
BETA	0.000	ALPHAB	- 9.977
MACH	3.000	ALPHA I	0.000
ORBPOW	0.000	BSTPOW	0.000

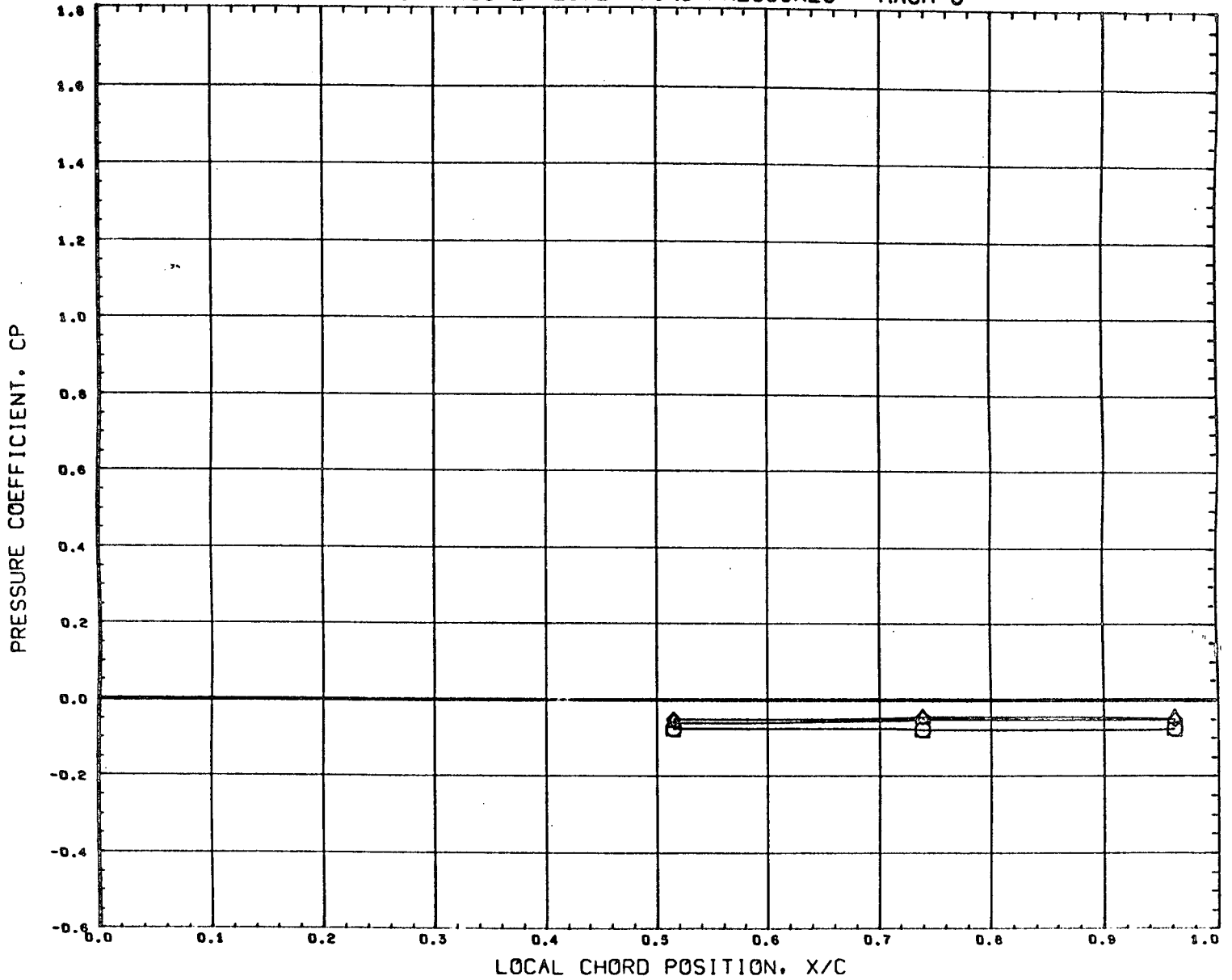
REFERENCE FILE

AEDC VA1163 MDAC BOOSTER (LOWER WING)

•CT8321•

PAGE 453

CHORDWISE DISTRIBUTION OF BOOSTER LOWER WING PRESSURES - MACH 3



SYMBOL	DELTA X	Y/B	DELTA Z
○	0.143	0.221	0.120
△	0.103		
◇	0.226		

PARAMETRIC VALUES			
BETA	0.000	ALPHAB	- 4.939
MACH	3.000	ALPHA I	0.000
ORBPOW	0.000	BSTPOW	0.000

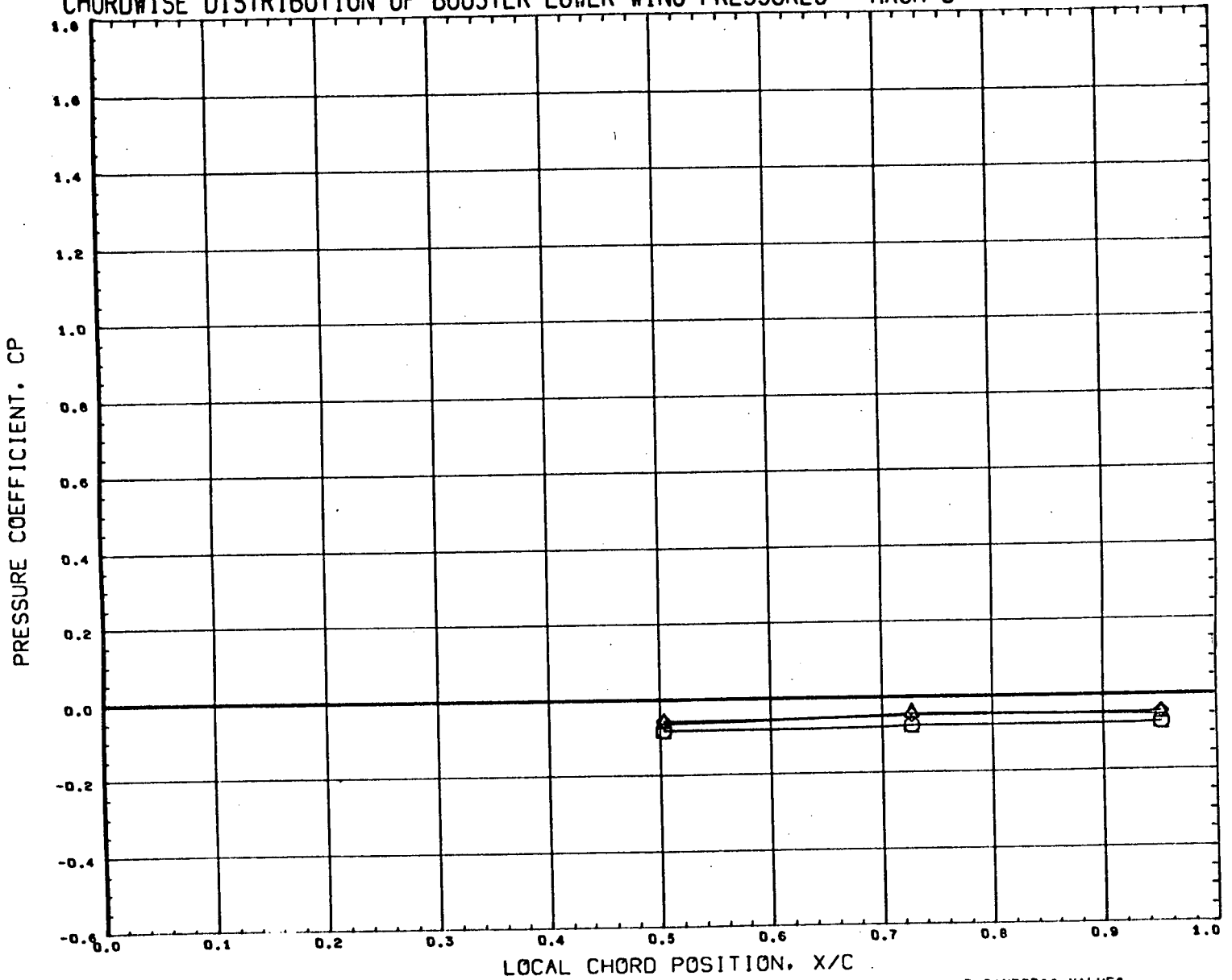
REFERENCE FILE

AEDC VA1163 MDAC BOOSTER (LOWER WING)

•CT8322•

PAGE 454

CHORDWISE DISTRIBUTION OF BOOSTER LOWER WING PRESSURES - MACH 3



SYMBOL	DELTA X	Y/B	DELTA Z
○	0.143	0.359	0.120
△	0.103		
◇	0.226		

PARAMETRIC VALUES			
BETA	0.000	ALPHA	4.939
MACH	3.000	ALPHA1	0.000
ORBPOW	0.000	BSTPOW	0.000

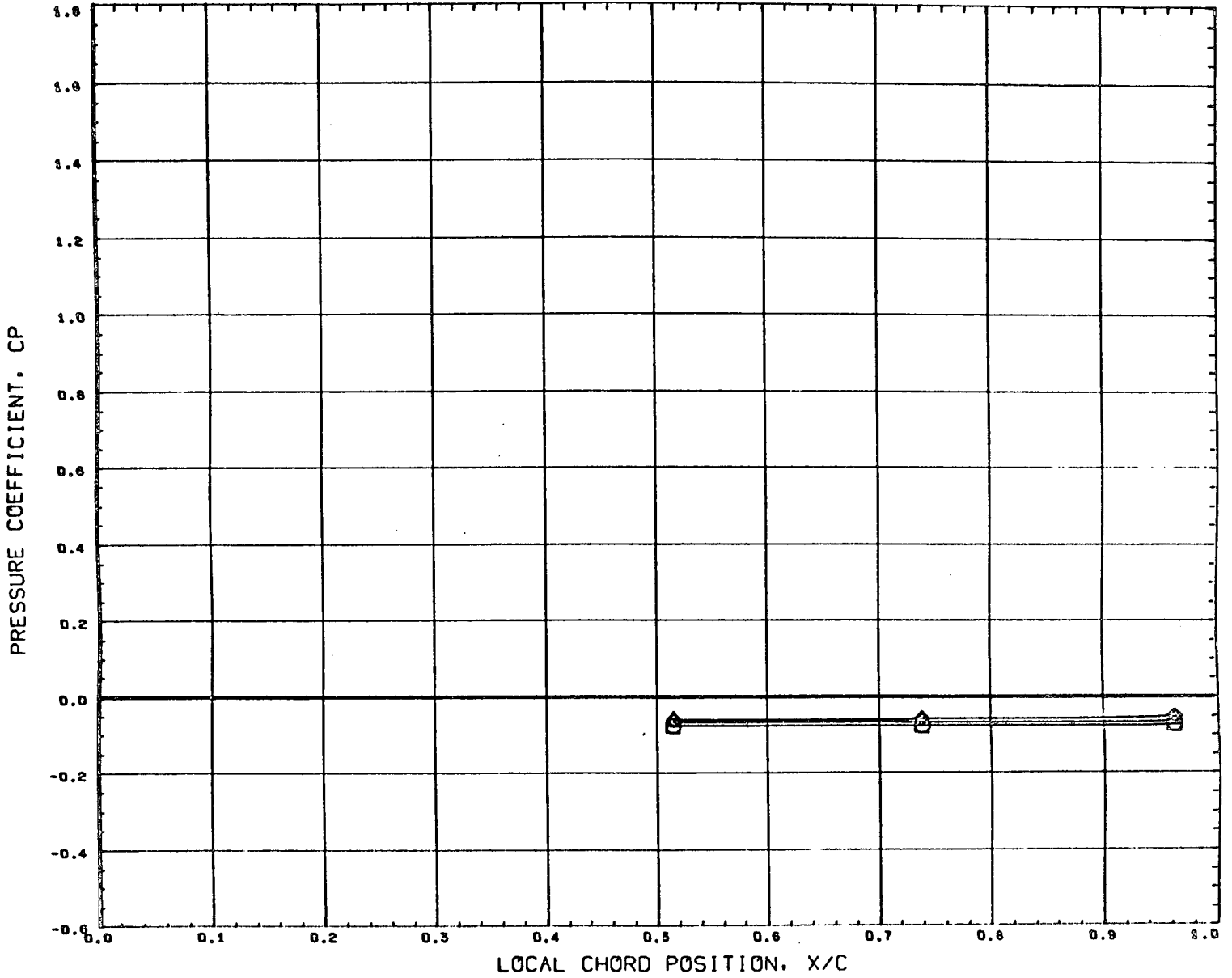
REFERENCE FILE

AEDC VA1163 MDAC BOOSTER (LOWER WING)

•CT8322•

PAGE 455

CHORDWISE DISTRIBUTION OF BOOSTER LOWER WING PRESSURES - MACH 3



SYMBOL	DELTA X	Y/B	DELTA Z
○	0.144	0.221	0.151
△	0.101		
◇	0.226		

PARAMETRIC VALUES			
BETA	0.000	ALPHAB	- 4.939
MACH	3.000	ALPHA1	0.000
ORBPOW	0.000	BSTPOW	0.000

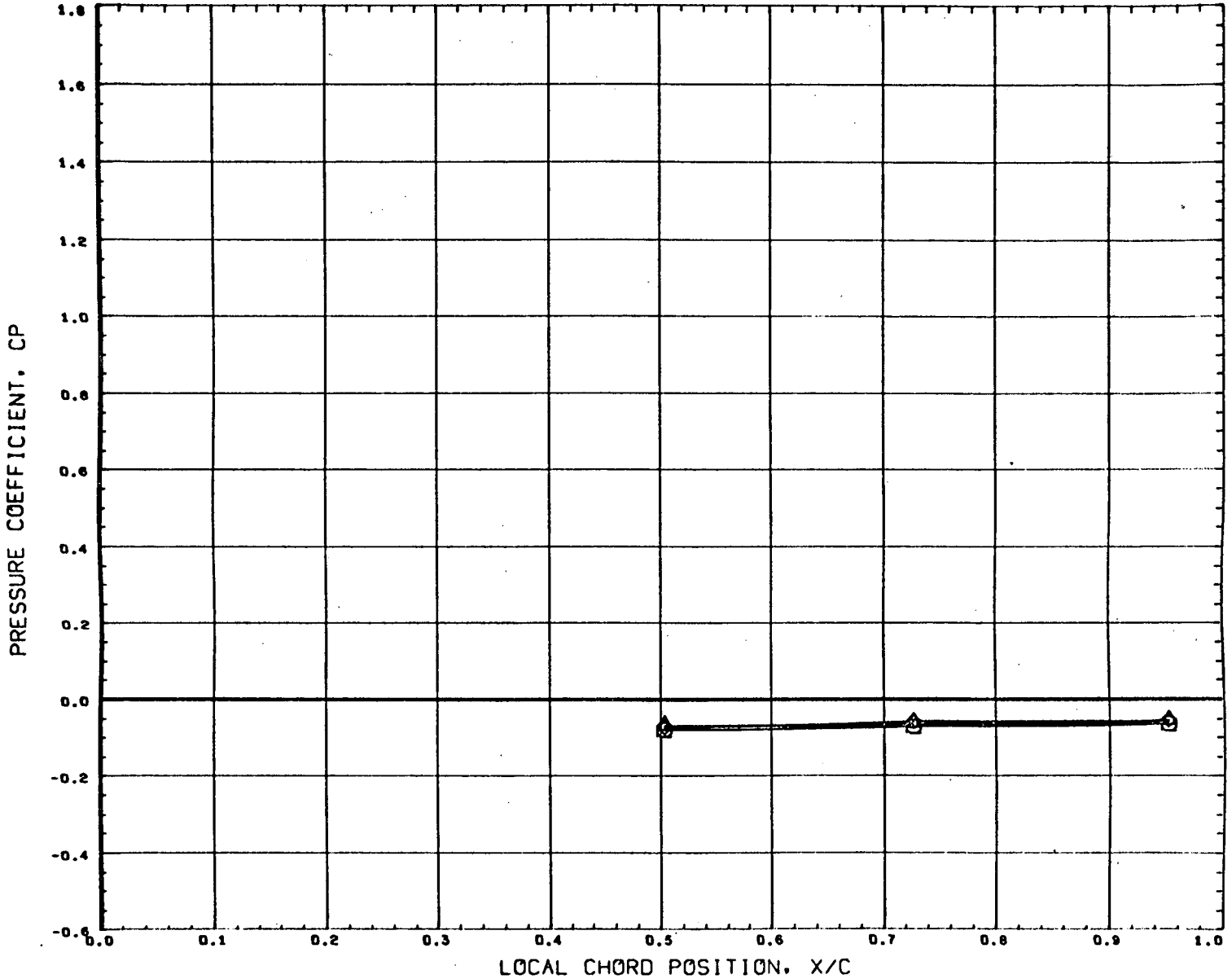
REFERENCE FILE

AEDC VA1163 MDAC BOOSTER (LOWER WING)

•CT8322•

PAGE 456

CHORDWISE DISTRIBUTION OF BOOSTER LOWER WING PRESSURES - MACH 3



SYMBOL	DELTA X	Y/B	DELTA Z
○	0.144	0.359	0.151
△	0.101		
◇	0.226		

PARAMETRIC VALUES			
BETA	0.000	ALPHAB	- 4.939
MACH	3.000	ALPHA1	0.000
ORBPOW	0.000	BSTPOW	0.000

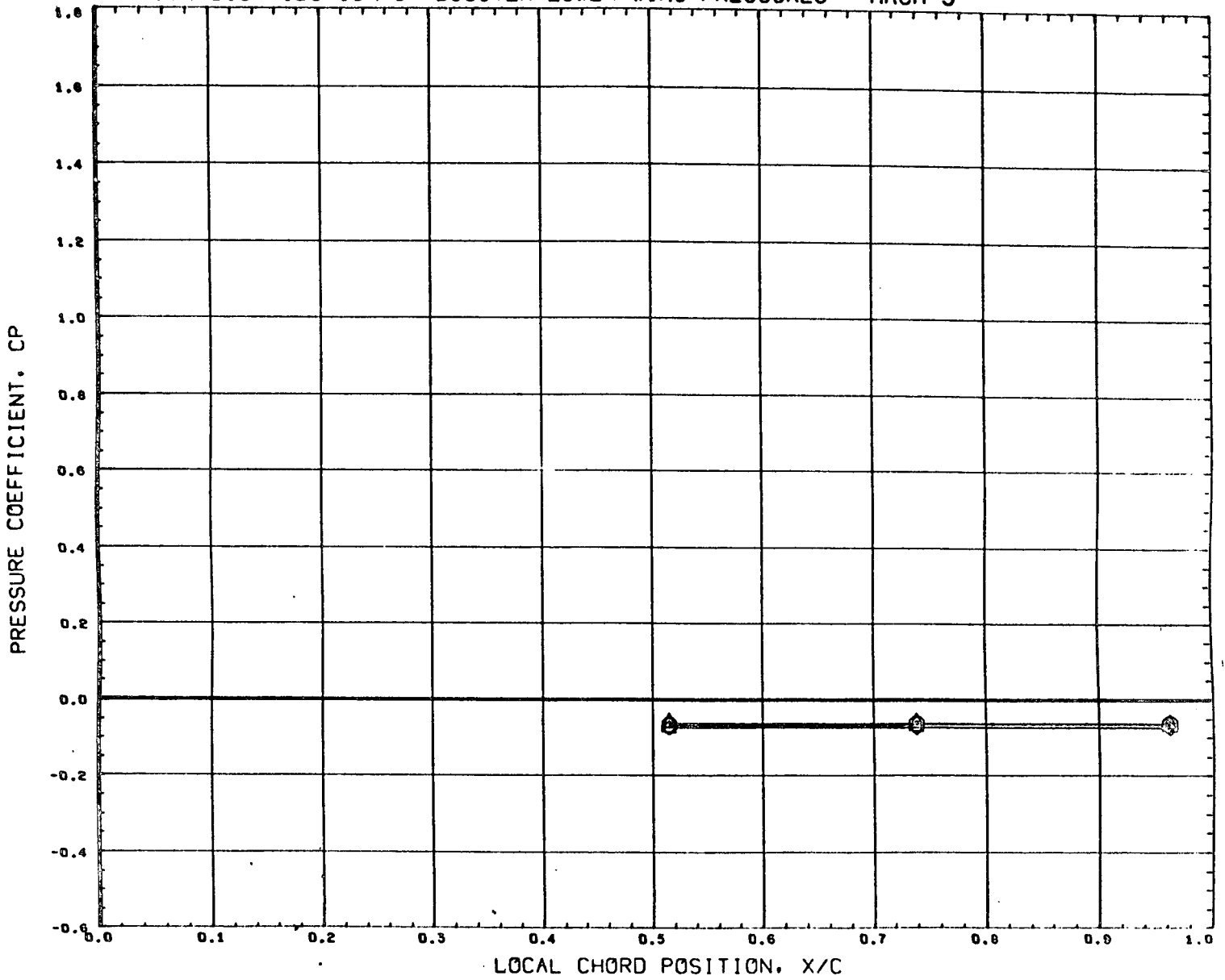
REFERENCE FILE

AEDC VA1163 MDAC BOOSTER (LOWER WING)

•CT8322•

PAGE 457

CHORDWISE DISTRIBUTION OF BOOSTER LOWER WING PRESSURES - MACH 3



SYMBOL	DELTA X	Y/B	DELTA Z
○	0.143	0.221	0.228
△	0.104		
◇	0.227		

PARAMETRIC VALUES		
BETA	0.000	ALPHAB - 4.939
MACH	3.000	ALPHA I 0.000
ORBPOW	0.000	BSTPOW 0.000

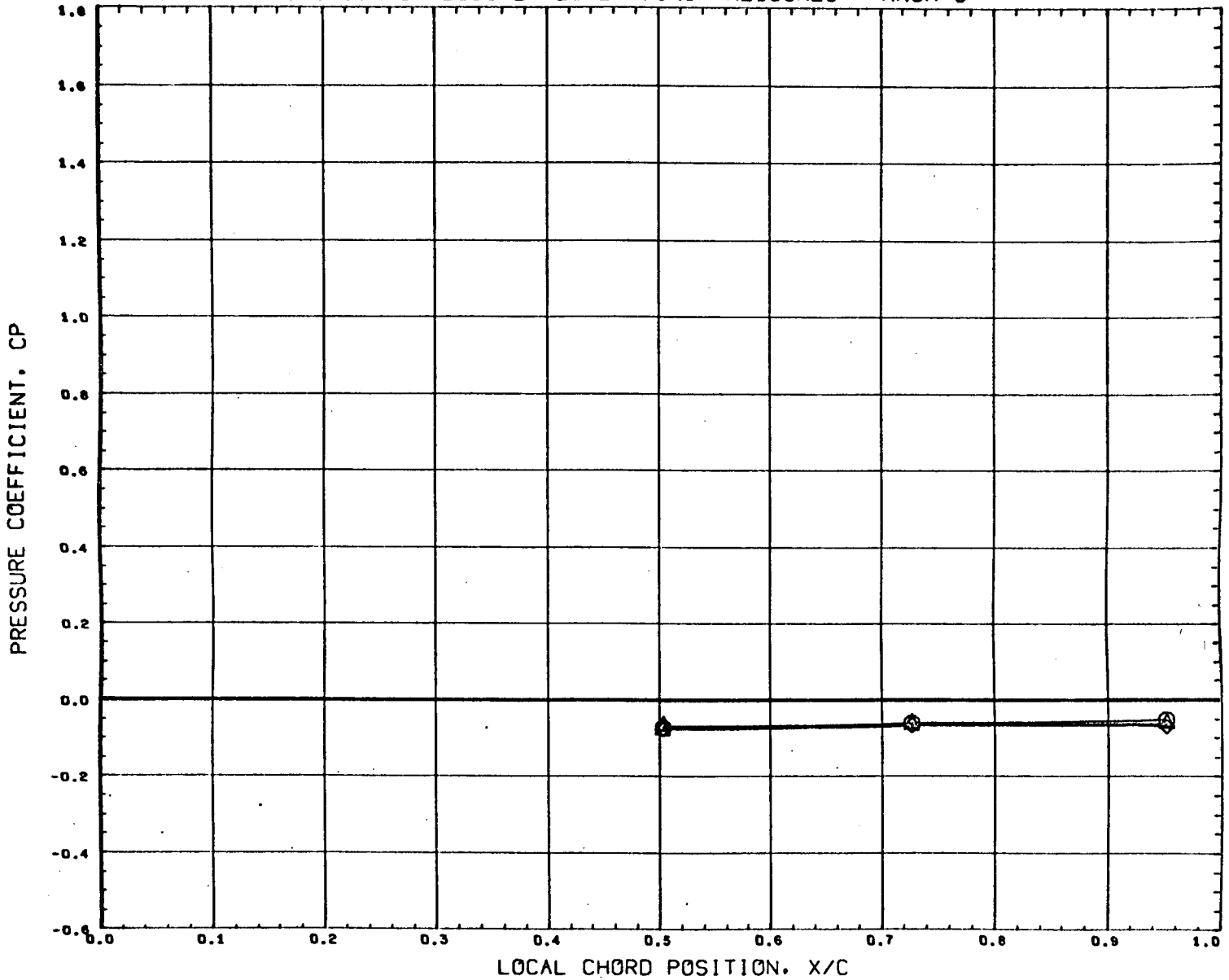
REFERENCE FILE

AEDC VA1163 MDAC BOOSTER (LOWER WING)

•CT8322•

PAGE 458

CHORDWISE DISTRIBUTION OF BOOSTER LOWER WING PRESSURES - MACH 3



SYMBOL	DELTA X	Y/B	DELTA Z
○	0.143	0.359	0.228
△	0.104		
◇	0.227		

PARAMETRIC VALUES			
BETA	0.000	ALPHAB	- 4.939
MACH	3.000	ALPHA I	0.000
ORBPOW	0.000	BSTPOW	0.000

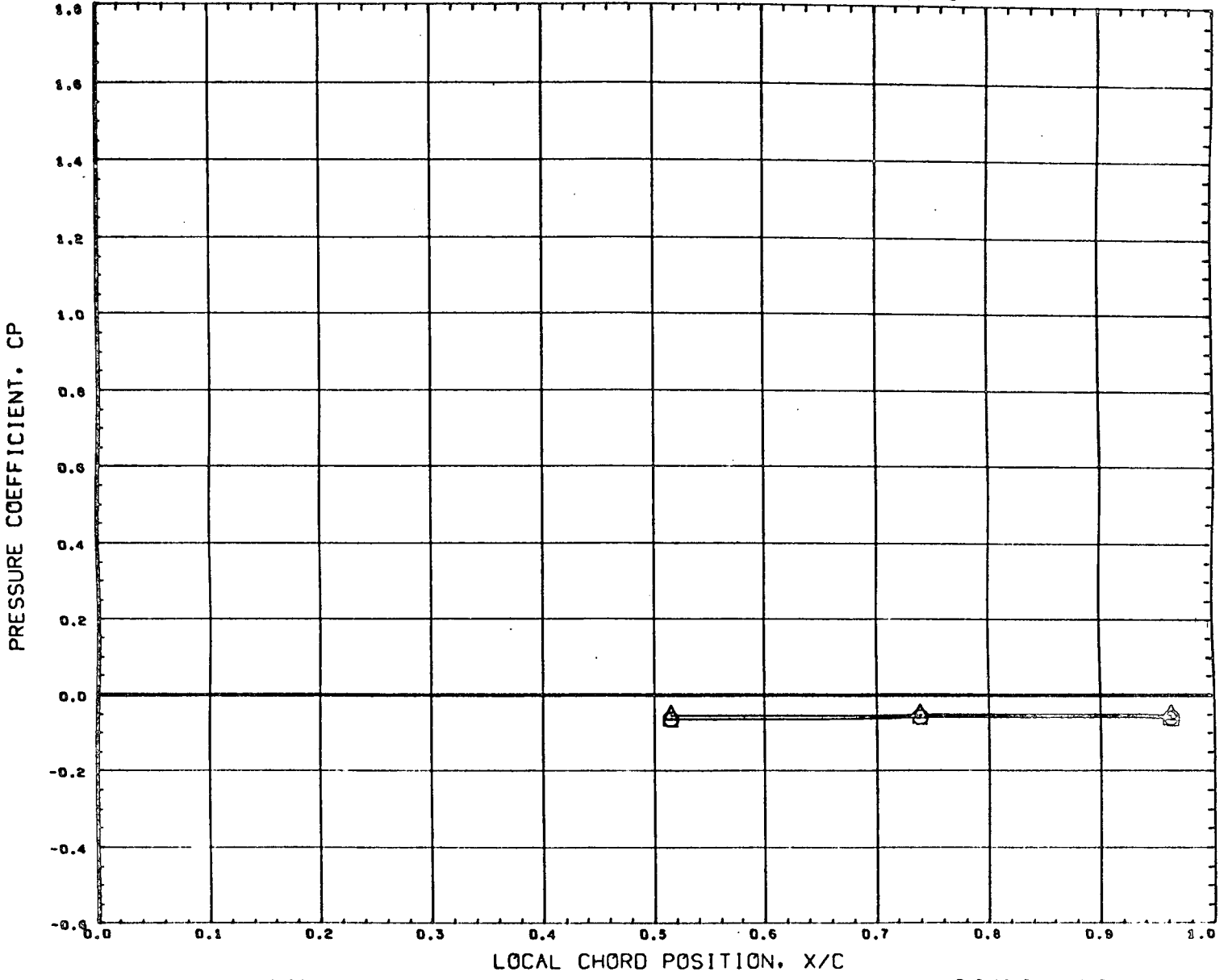
REFERENCE FILE

AEDC VA1163 MDAC BOOSTER (LOWER WING)

•CT8322•

PAGE 459

CHORDWISE DISTRIBUTION OF BOOSTER LOWER WING PRESSURES - MACH 3



SYMBOL	DELTA X	Y/B	DELTA Z
○	0.391	0.221	0.908
△	0.516		

PARAMETRIC VALUES			
BETA	0.000	ALPHAB	- 4.939
MACH	3.000	ALPHA1	0.000
ORBPOW	0.000	BSTPOW	0.000

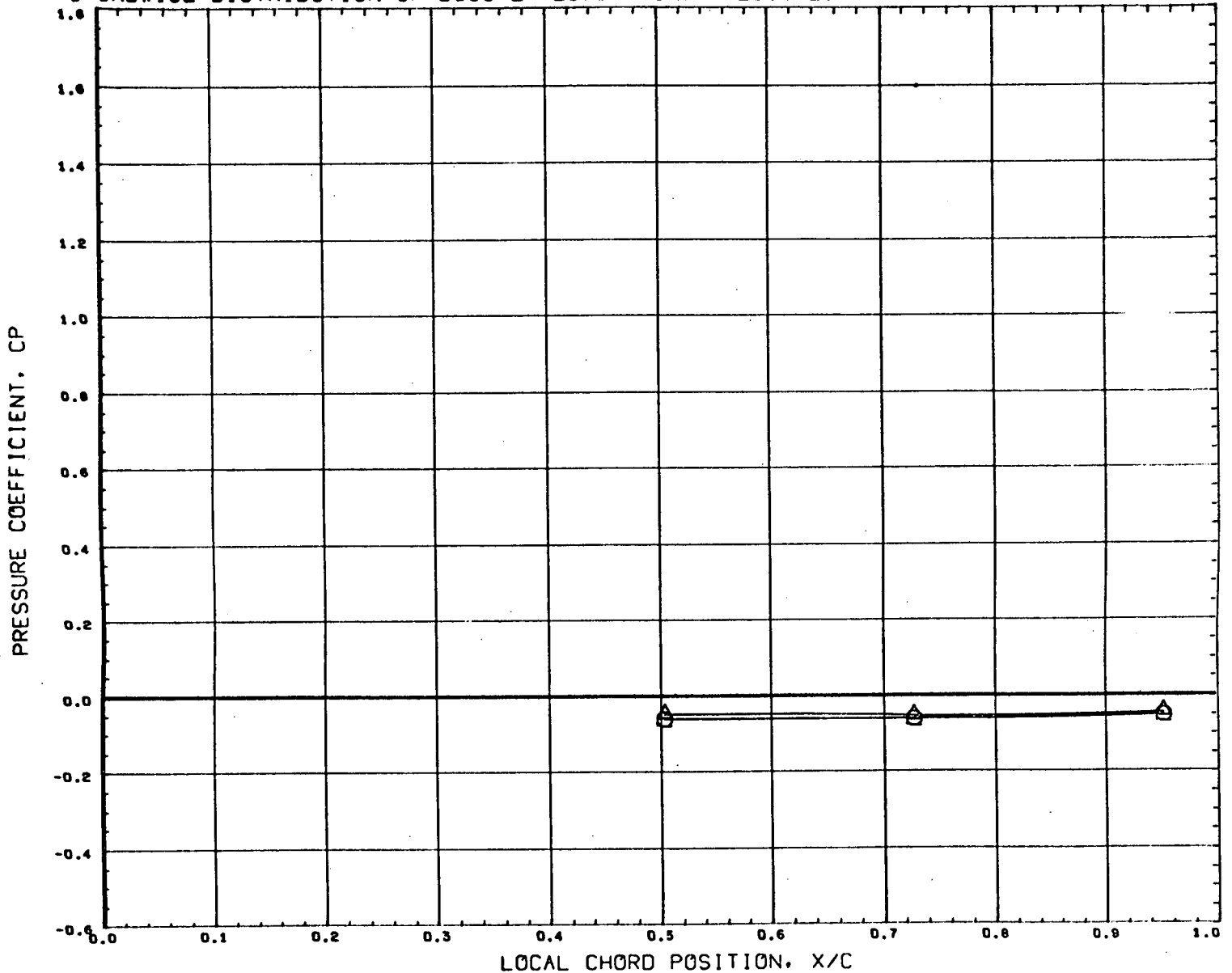
REFERENCE FILE

AEDC VA1163 MDAC BOOSTER (LOWER WING)

•CT8322•

PAGE 460

CHORDWISE DISTRIBUTION OF BOOSTER LOWER WING PRESSURES - MACH 3



SYMBOL	DELTA X	Y/B	DELTA Z
○	0.391	0.359	0.908
△	0.316		

PARAMETRIC VALUES			
BETA	0.000	ALPHA	4.939
MACH	3.000	ALPHA I	0.000
ORBPOW	0.000	BSTPOW	0.000

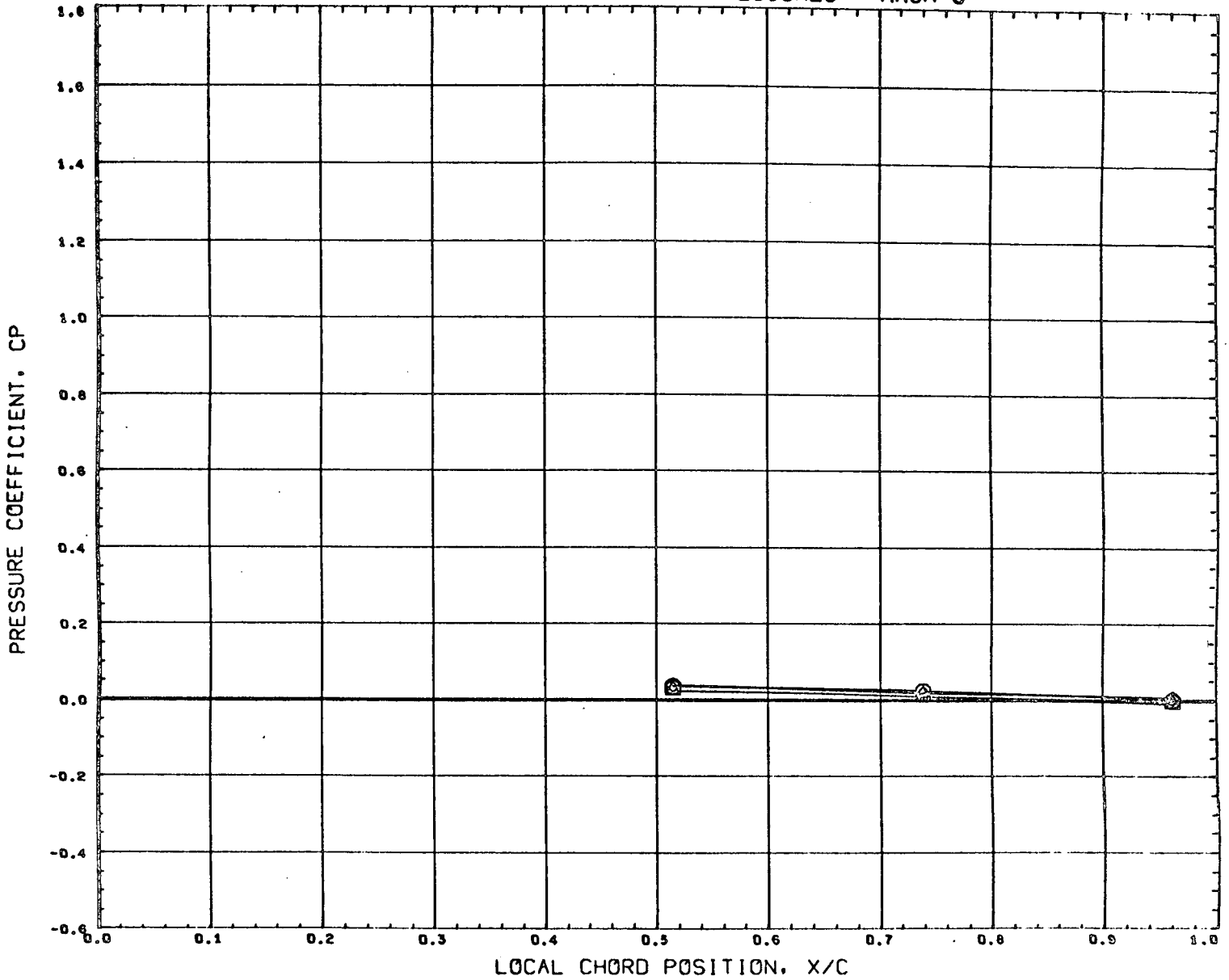
REFERENCE FILE

AEDC VA1163 MDAC BOOSTER (LOWER WING)

•CT8322•

PAGE 461

CHORDWISE DISTRIBUTION OF BOOSTER LOWER WING PRESSURES - MACH 3



SYMBOL	DELTA X	Y/B	DELTA Z	PARAMETRIC VALUES			
○	0.143	0.221	0.120	BETA	0.000	ALPHA B	0.019
△	0.103			MACH	3.000	ALPHA I	0.000
◇	0.226			ORBPOW	0.000	BSTPOW	0.000

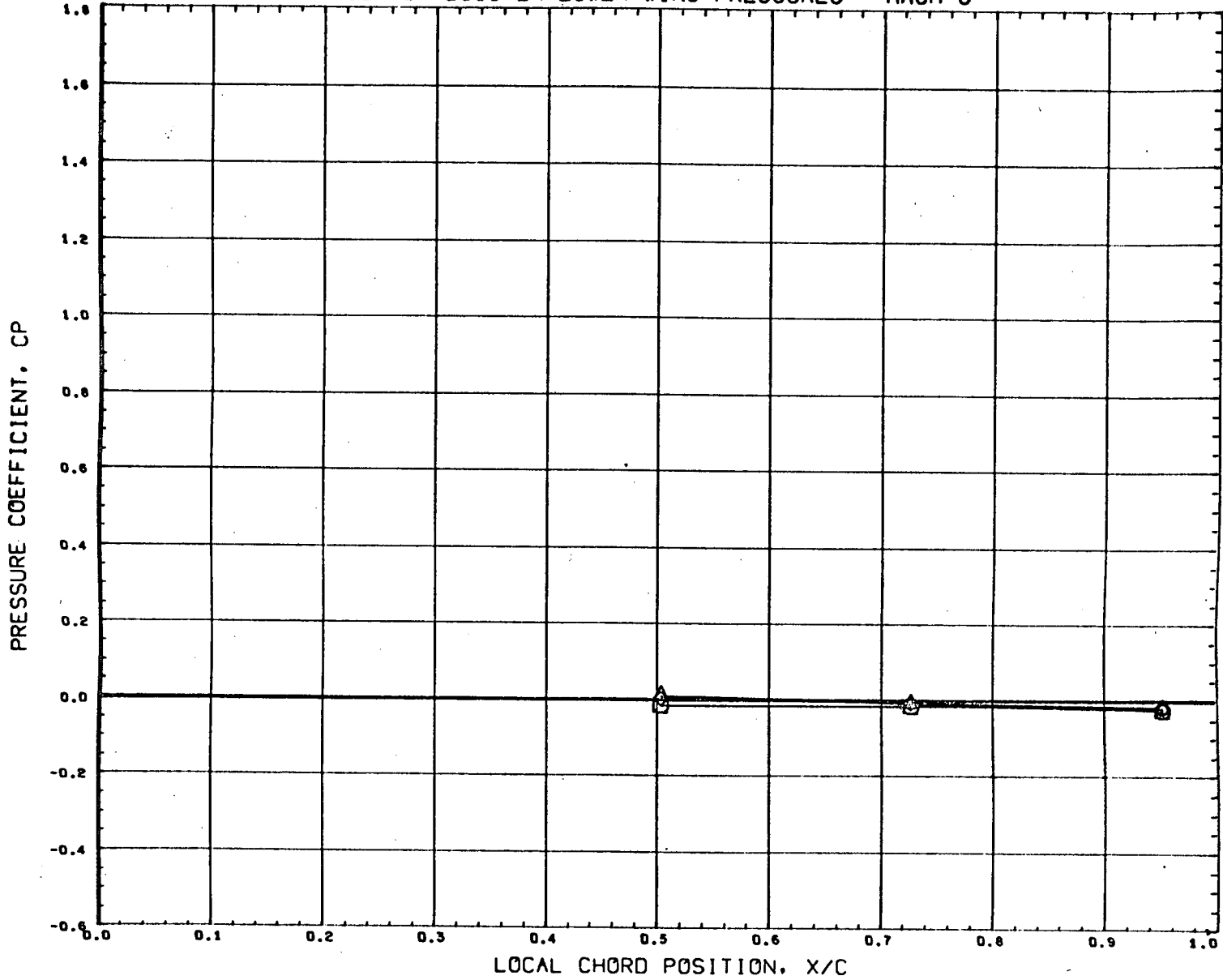
REFERENCE FILE

AEDC VA1163 MDAC BOOSTER (LOWER WING)

•CT8323•

PAGE 462

CHORDWISE DISTRIBUTION OF BOOSTER LOWER WING PRESSURES - MACH 3



SYMBOL	DELTA X	Y/B	DELTA Z
○	0.143	0.359	0.120
△	0.103		
◇	0.226		

PARAMETRIC VALUES			
BETA	0.000	ALPHAB	0.019
MACH	3.000	ALPHA1	0.000
ORBPOW	0.000	BSTPOW	0.000

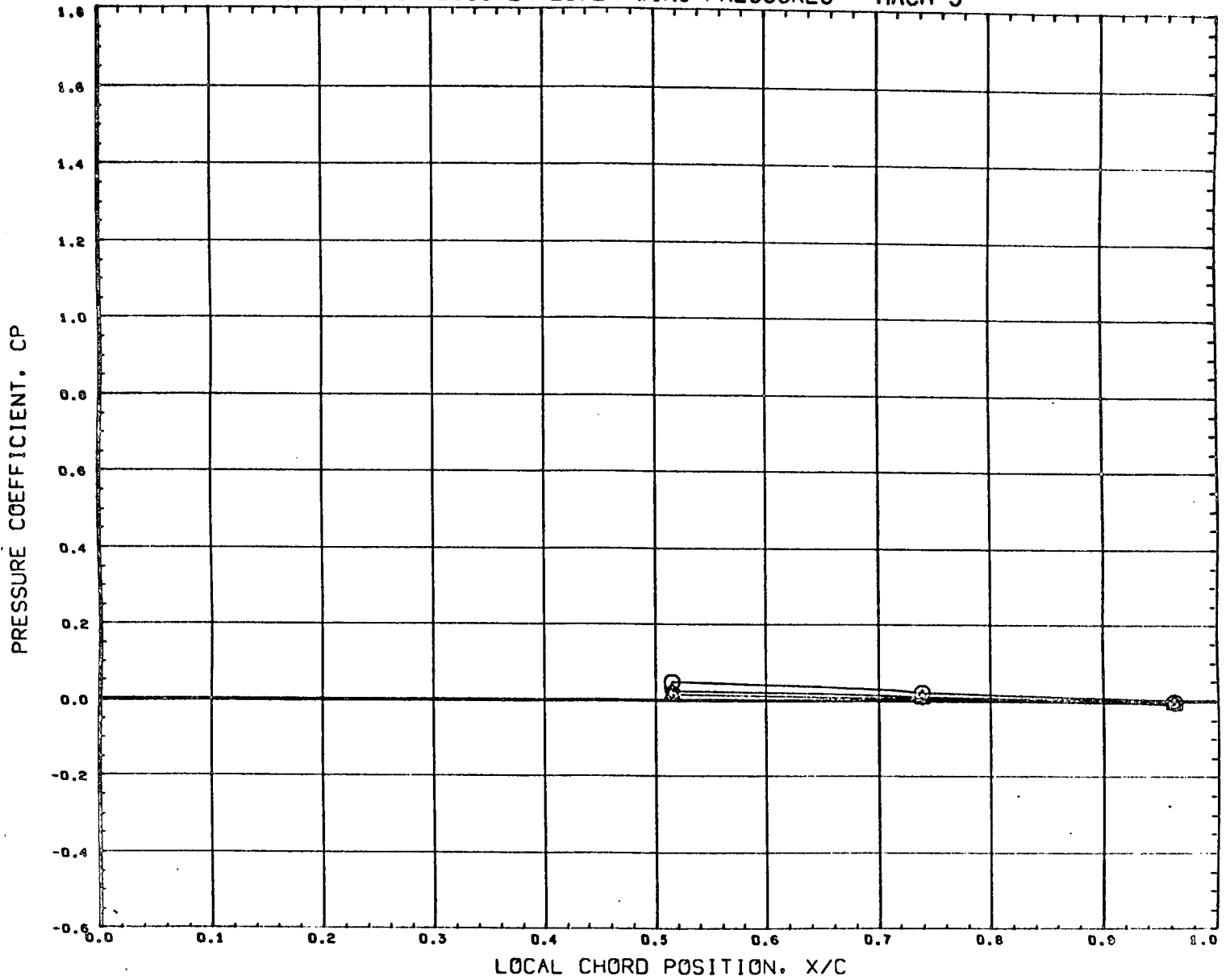
REFERENCE FILE

AEDC VA1163 MDAC BOOSTER (LOWER WING)

•CT8323•

PAGE 463

CHORDWISE DISTRIBUTION OF BOOSTER LOWER WING PRESSURES - MACH 3



SYMBOL	DELTA X	Y/B	DELTA Z
○	0.144	0.221	0.151
△	0.104		
◇	0.227		

PARAMETRIC VALUES			
BETA	0.000	ALPHAB	0.019
MACH	3.000	ALPHA1	0.000
ORBPOW	0.000	BSTPOW	0.000

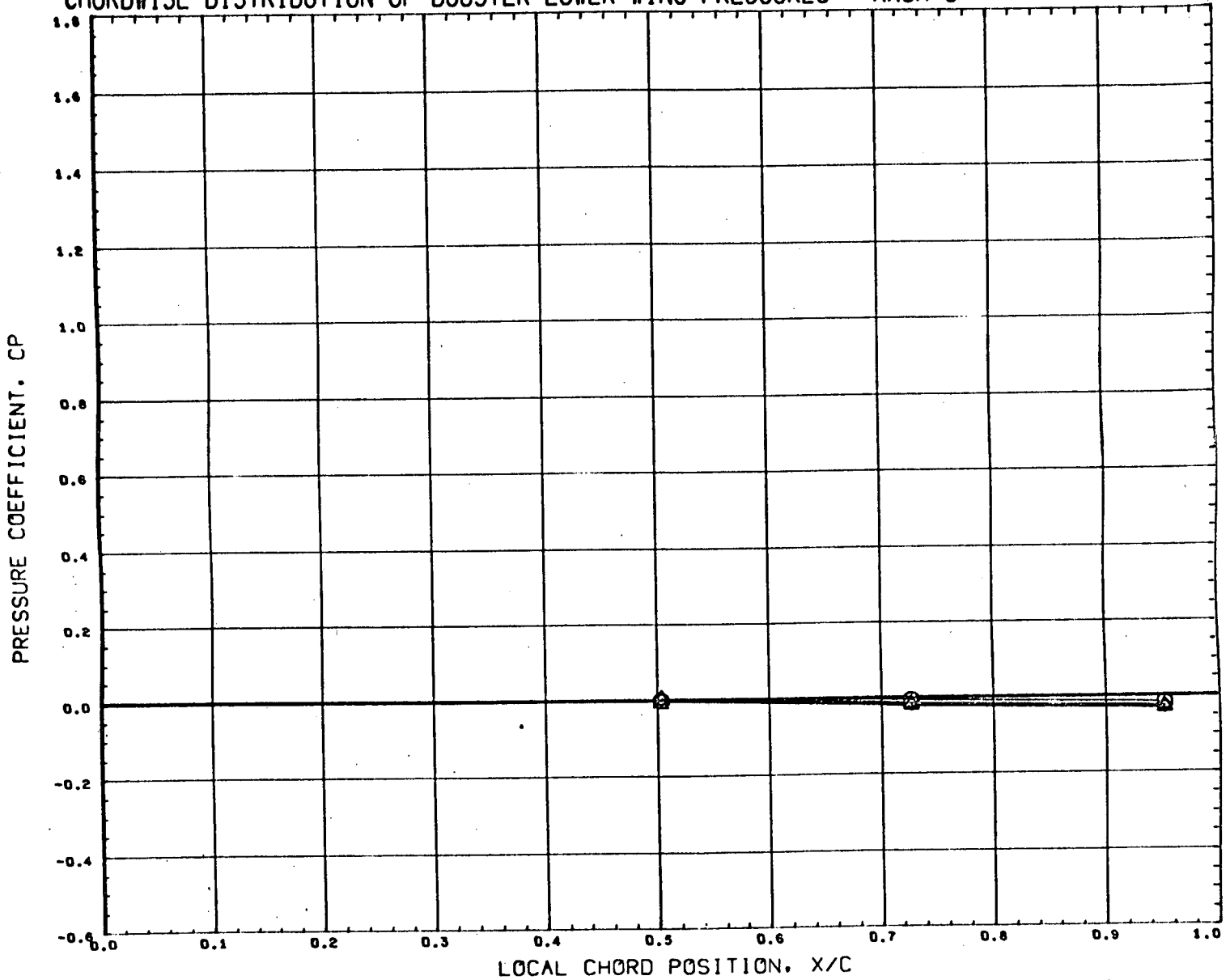
REFERENCE FILE

AEDC VA1163 MDAC BOOSTER (LOWER WING)

•CT8323•

PAGE 464

CHORDWISE DISTRIBUTION OF BOOSTER LOWER WING PRESSURES - MACH 3



SYMBOL	DELTA X	Y/B	DELTA Z
○	0.144	0.359	0.151
△	0.104		
◇	0.227		

PARAMETRIC VALUES			
BETA	0.000	ALPHAB	0.019
MACH	3.000	ALPHA I	0.000
ORBPOW	0.000	BSTPOW	0.000

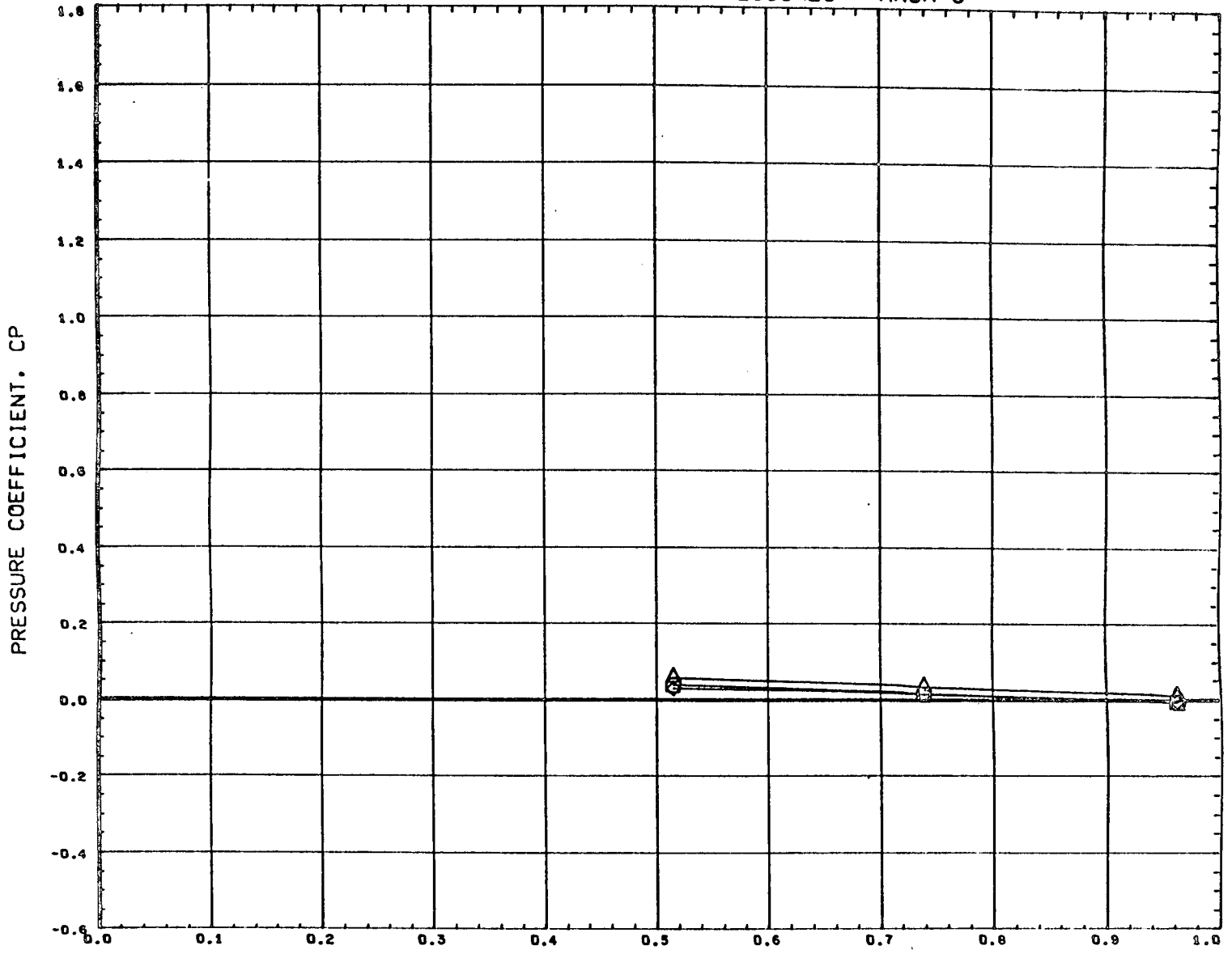
REFERENCE FILE

AEDC VA1163 MDAC BOOSTER (LOWER WING)

•CT8323•

PAGE 465

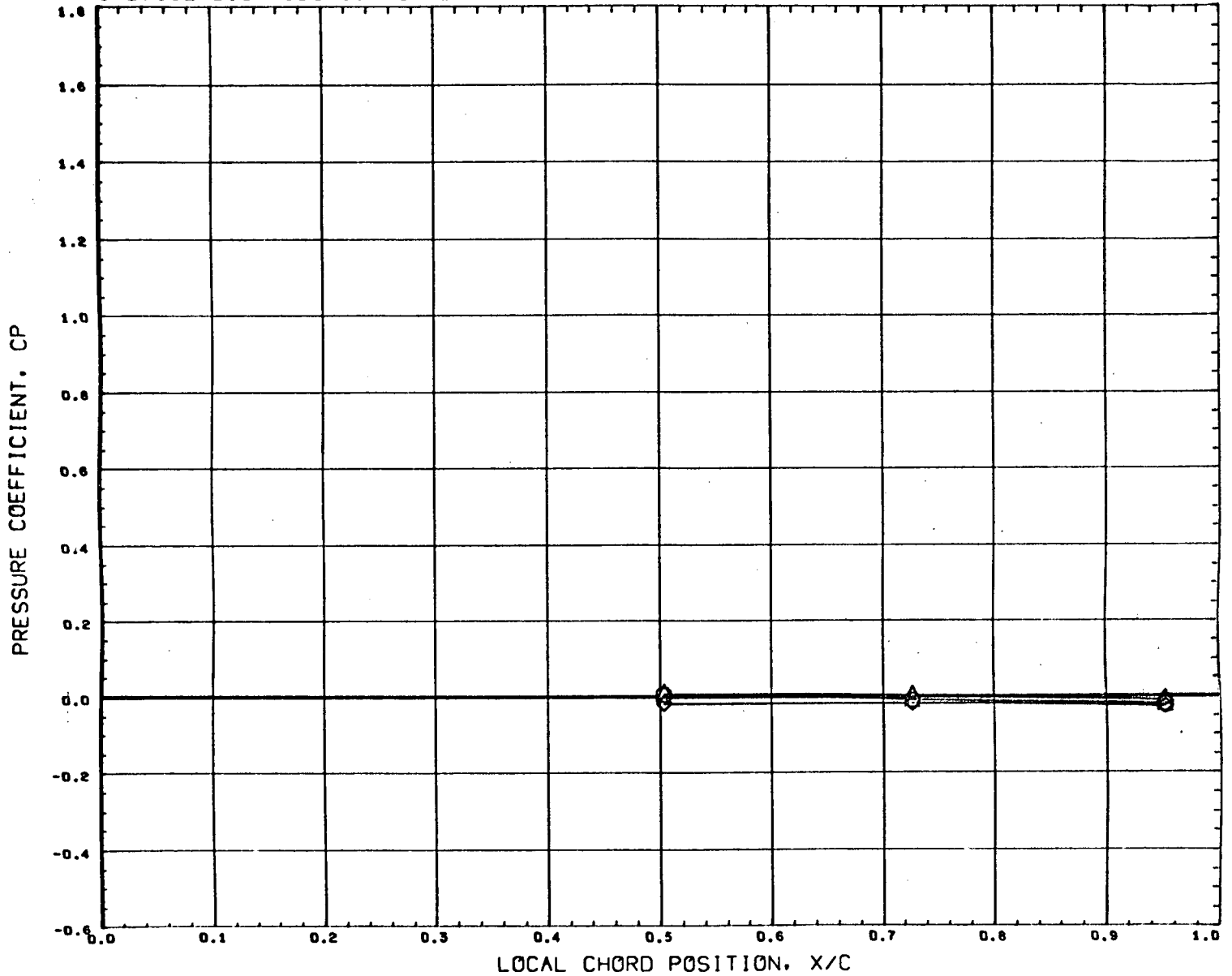
CHORDWISE DISTRIBUTION OF BOOSTER LOWER WING PRESSURES - MACH 3



SYMBOL	DELTA X	Y/B	DELTA Z	PARAMETRIC VALUES			
○	0.143	0.221	0.228	BETA	0.000	ALPHAB	0.019
△	0.103			MACH	3.000	ALPHA I	0.000
◇	0.227			ORBPOW	0.000	BSTPOW	0.000

REFERENCE FILE

CHORDWISE DISTRIBUTION OF BOOSTER LOWER WING PRESSURES - MACH 3



SYMBOL	DELTA X	Y/B	DELTA Z
○	0.143	0.359	0.228
△	0.103		
◇	0.227		

PARAMETRIC VALUES			
BETA	0.000	ALPHAB	0.019
MACH	3.000	ALPHA1	0.000
ORBPOW	0.000	BSTPOW	0.000

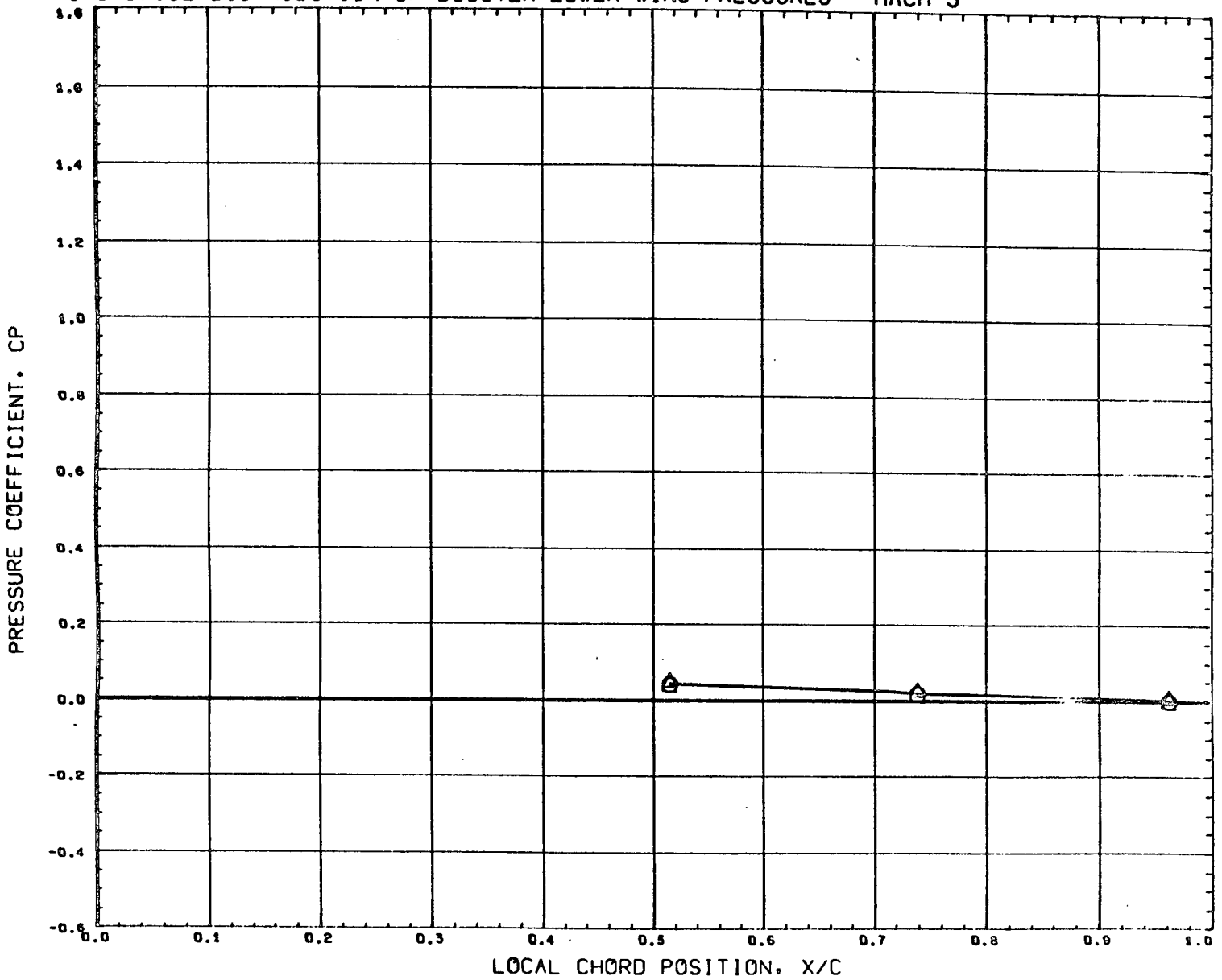
REFERENCE FILE

AEDC VA1163 MDAC BOOSTER (LOWER WING)

•CT8323•

PAGE 467

CHORDWISE DISTRIBUTION OF BOOSTER LOWER WING PRESSURES - MACH 3



SYMBOL	DELTA X	Y/B	DELTA Z
○	0.391	0.221	0.908
△	0.514		

PARAMETRIC VALUES			
BETA	0.000	ALPHA B	0.019
MACH	3.000	ALPHA I	0.000
ORBPOW	0.000	BSTPOW	0.000

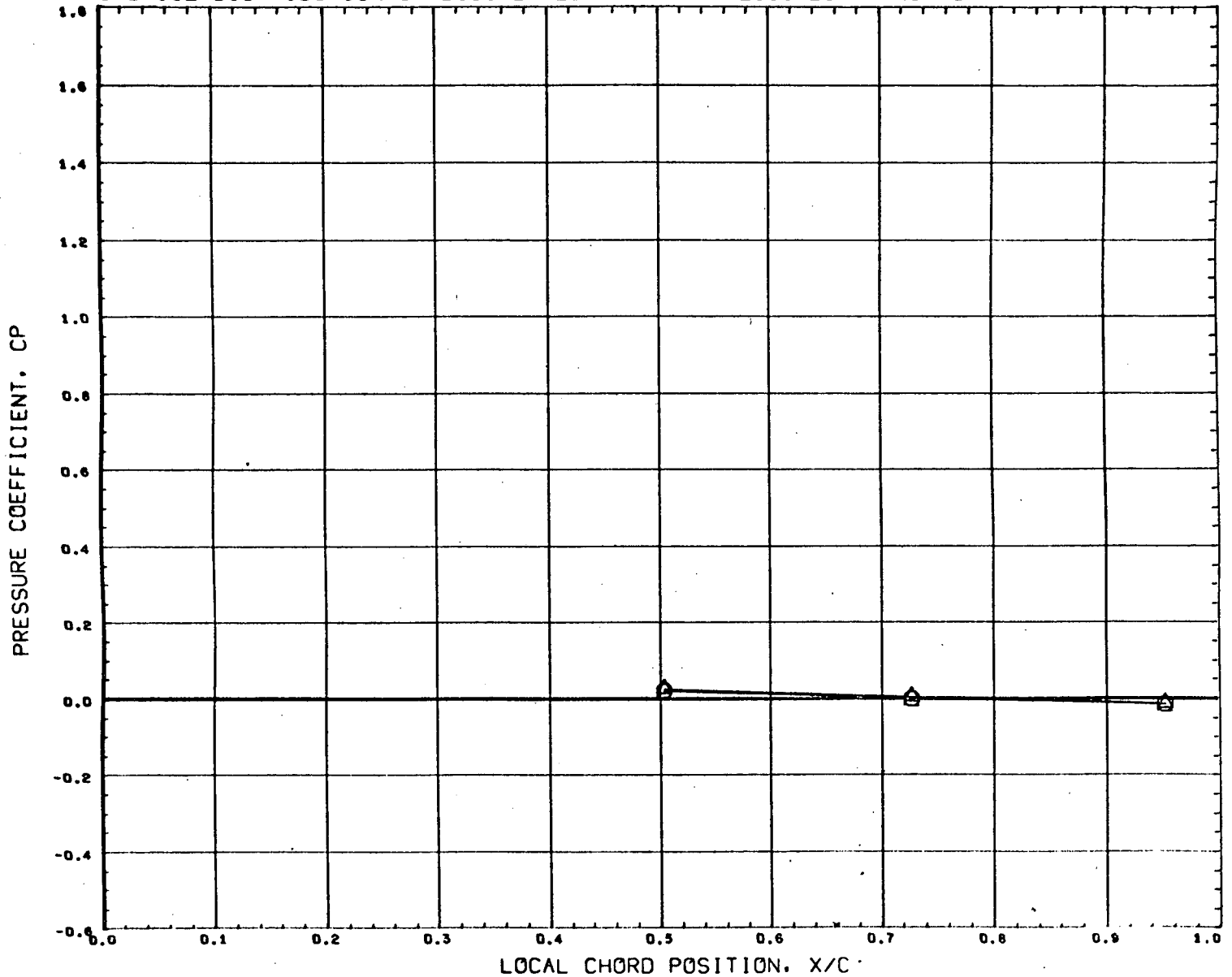
REFERENCE FILE

AEDC VA1163 MDAC BOOSTER (LOWER WING)

•CT8323•

PAGE 468

CHORDWISE DISTRIBUTION OF BOOSTER LOWER WING PRESSURES - MACH 3

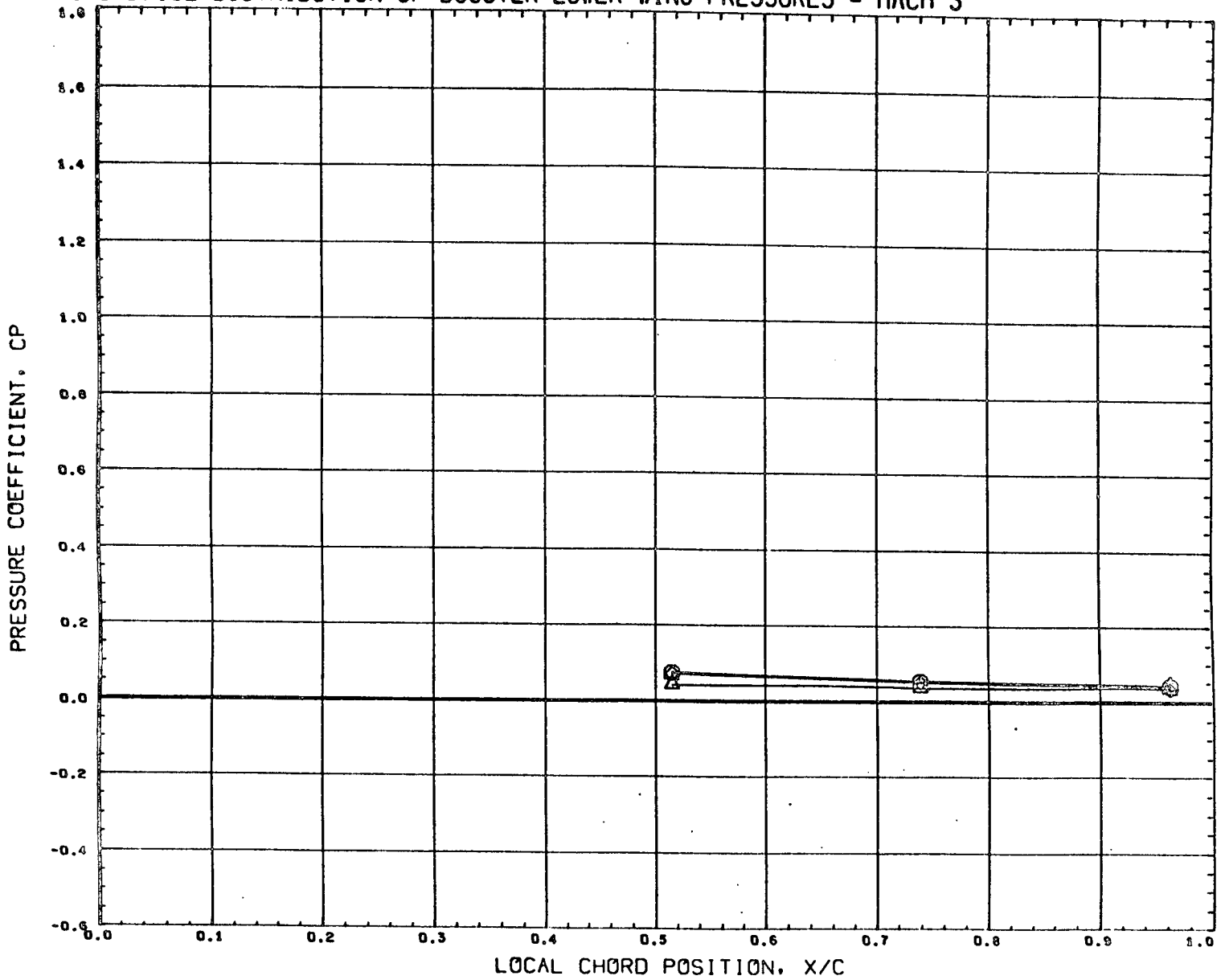


SYMBOL	DELTA X	Y/B	DELTA Z
○	- 0.391	0.359	0.908
△	0.514		

PARAMETRIC VALUES			
BETA	0.000	ALPHAB	0.019
MACH	3.000	ALPHA I	0.000
ORBPOW	0.000	BSTPCW	0.000

REFERENCE FILE

CHORDWISE DISTRIBUTION OF BOOSTER LOWER WING PRESSURES - MACH 3



SYMBOL	DELTA X	Y/B	DELTA Z
○	0.143	0.221	0.120
△	0.103		
◇	0.226		

PARAMETRIC VALUES			
BETA	0.000	ALPHAB	3.020
MACH	3.000	ALPHA I	0.000
ORBPOW	0.000	BSTPOW	0.000

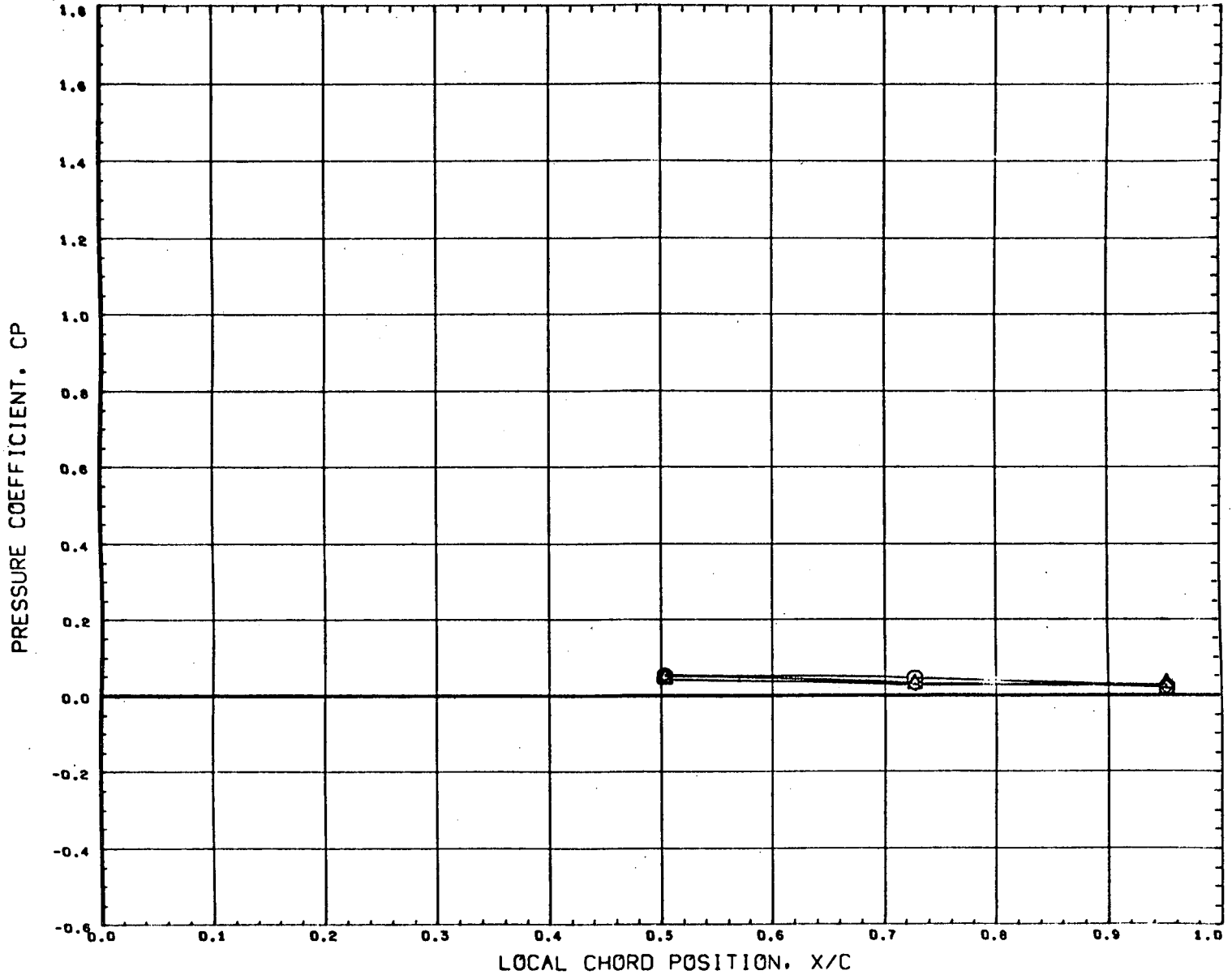
REFERENCE FILE

AEDC VA1163 MDAC BOOSTER (LOWER WING)

•CT8324•

PAGE 470

CHORDWISE DISTRIBUTION OF BOOSTER LOWER WING PRESSURES - MACH 3

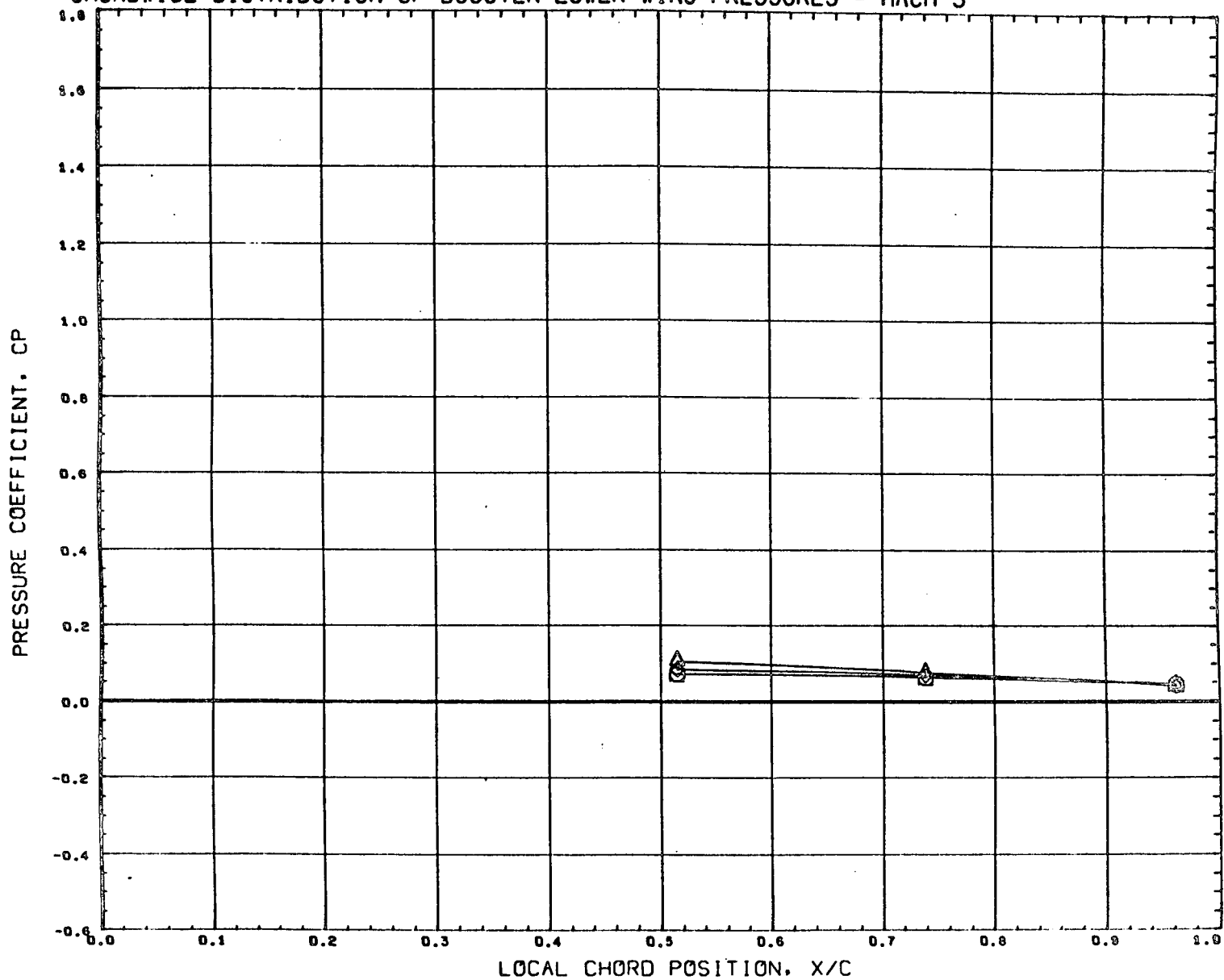


SYMBOL	DELTA X	Y/B	DELTA Z
○	0.143	0.359	0.120
△	0.103		
◇	0.226		

PARAMETRIC VALUES			
BETA	0.000	ALPHAB	5.020
MACH	3.000	ALPHA1	0.000
ORBPOW	0.000	BSTPOW	0.000

REFERENCE FILE

CHORDWISE DISTRIBUTION OF BOOSTER LOWER WING PRESSURES - MACH 3



SYMBOL	DELTA X	Y/B	DELTA Z
○	0.143	0.221	0.151
△	0.103		
◇	0.227		

PARAMETRIC VALUES			
BETA	0.000	ALPHAB	5.020
MACH	3.000	ALPHA1	0.000
ORBPOW	0.000	BSTPOW	0.000

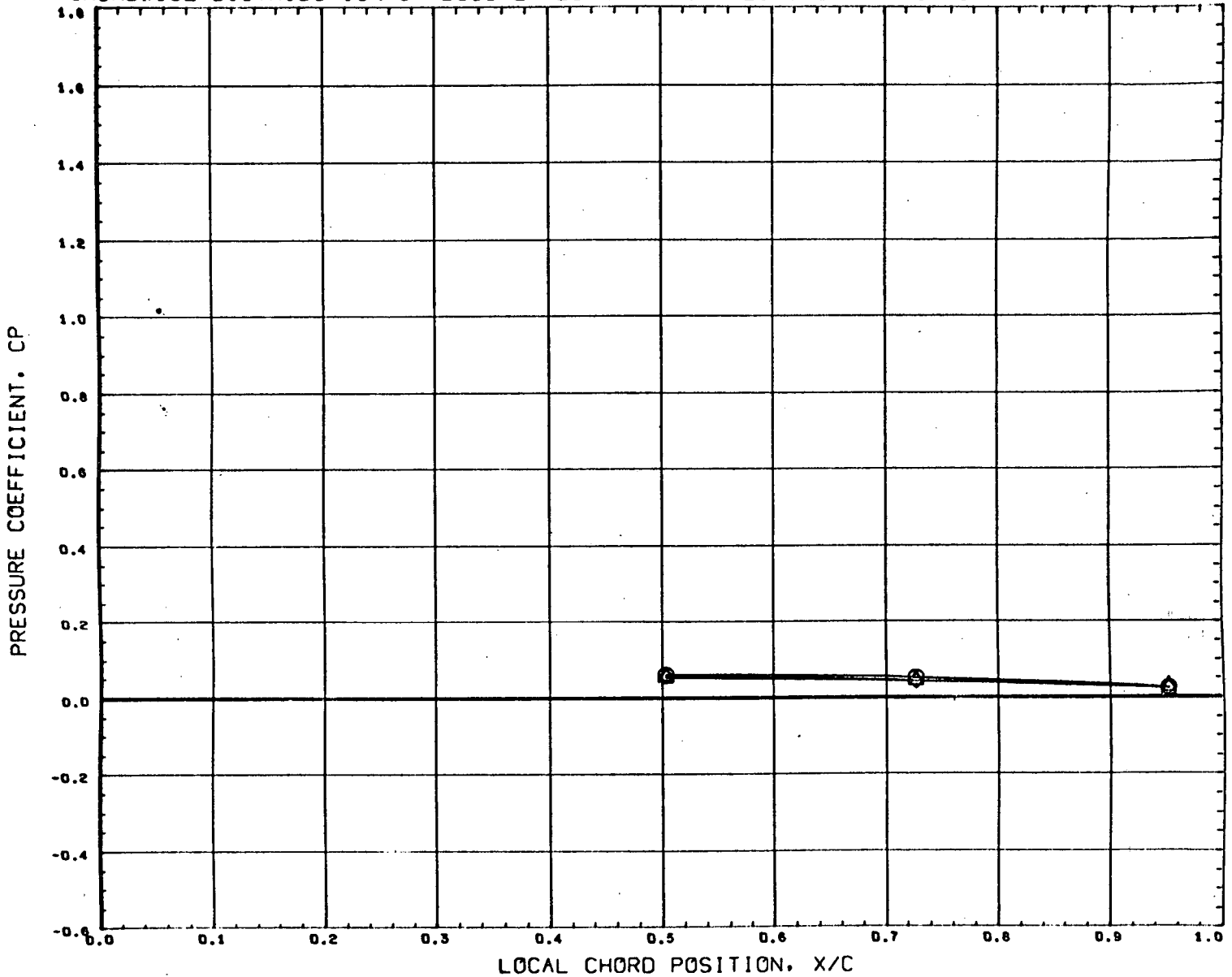
REFERENCE FILE

AEDC VA1163 MDAC BOOSTER (LOWER WING)

•CT8324•

PAGE 472

CHORDWISE DISTRIBUTION OF BOOSTER LOWER WING PRESSURES - MACH 3



SYMBOL	DELTA X	Y/B	DELTA Z
○	0.143	0.359	0.151
△	0.103		
◇	0.227		

PARAMETRIC VALUES			
BETA	0.000	ALPHAB	9.020
MACH	3.000	ALPHA I	0.000
ORBPOW	0.000	BSTPOW	0.000

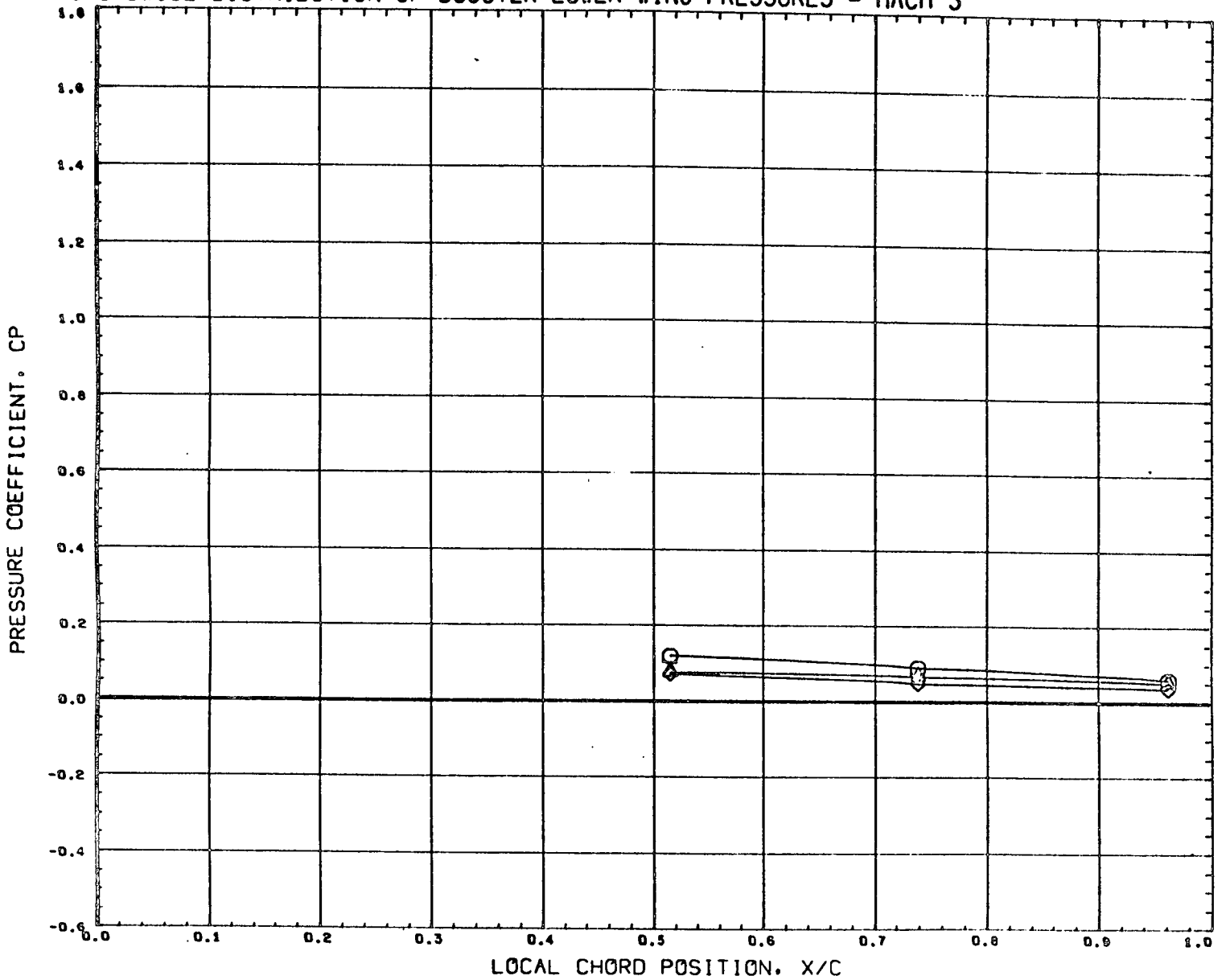
REFERENCE FILE

AEDC VA1163 MDAC BOOSTER (LOWER WING)

•CT8324•

PAGE 473

CHORDWISE DISTRIBUTION OF BOOSTER LOWER WING PRESSURES - MACH 3



SYMBOL	DELTA X	Y/B	DELTA Z
○	0.143	0.221	0.228
△	0.103		
◇	0.228		

PARAMETRIC VALUES			
BETA	0.000	ALPHAB	9.020
MACH	3.000	ALPHA I	0.000
ORBPOW	0.000	BSTPOW	0.000

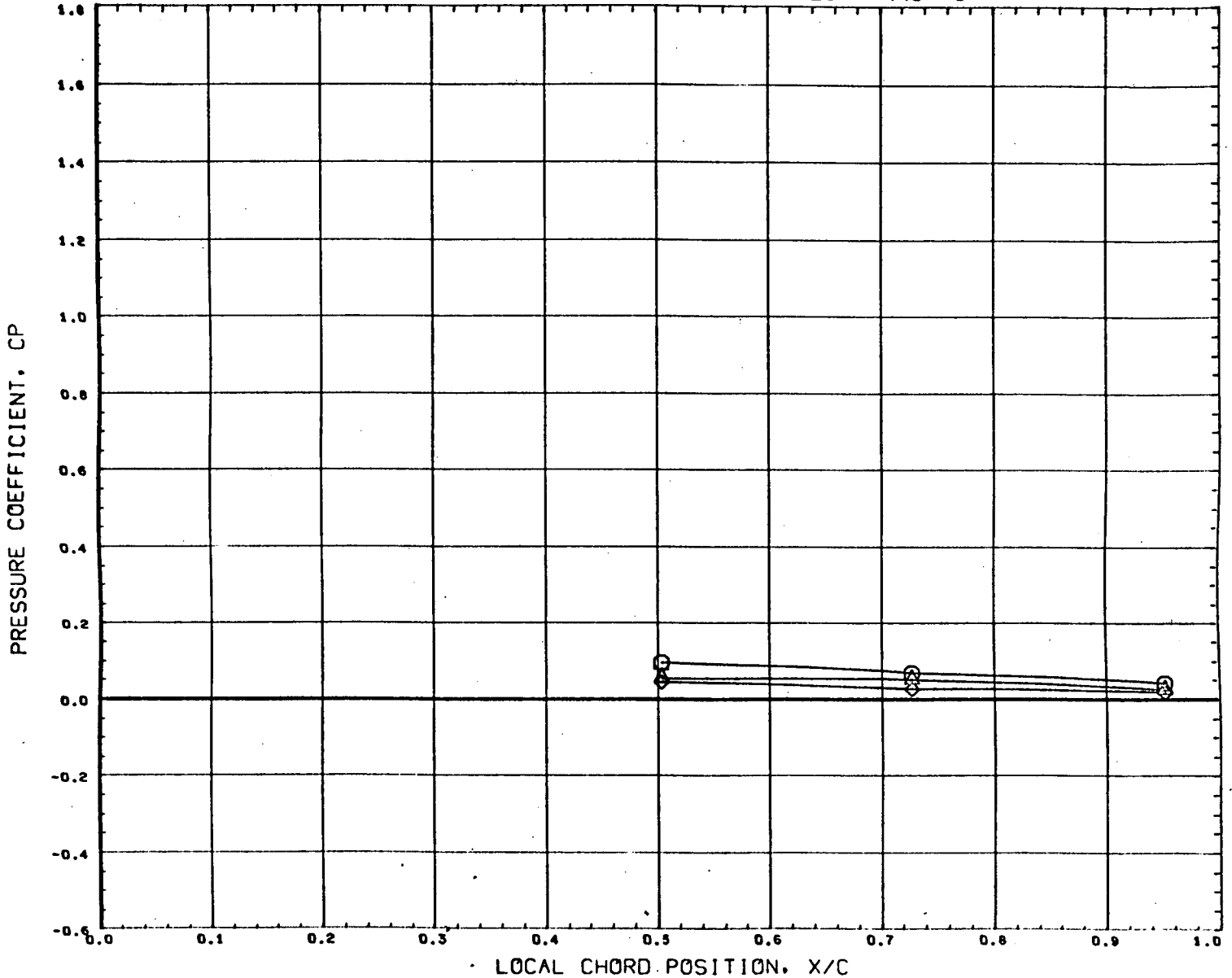
REFERENCE FILE

AEDC VA1163 MDAC BOOSTER (LOWER WING)

•CT8324•

PAGE 474

CHORDWISE DISTRIBUTION OF BOOSTER LOWER WING PRESSURES - MACH 3

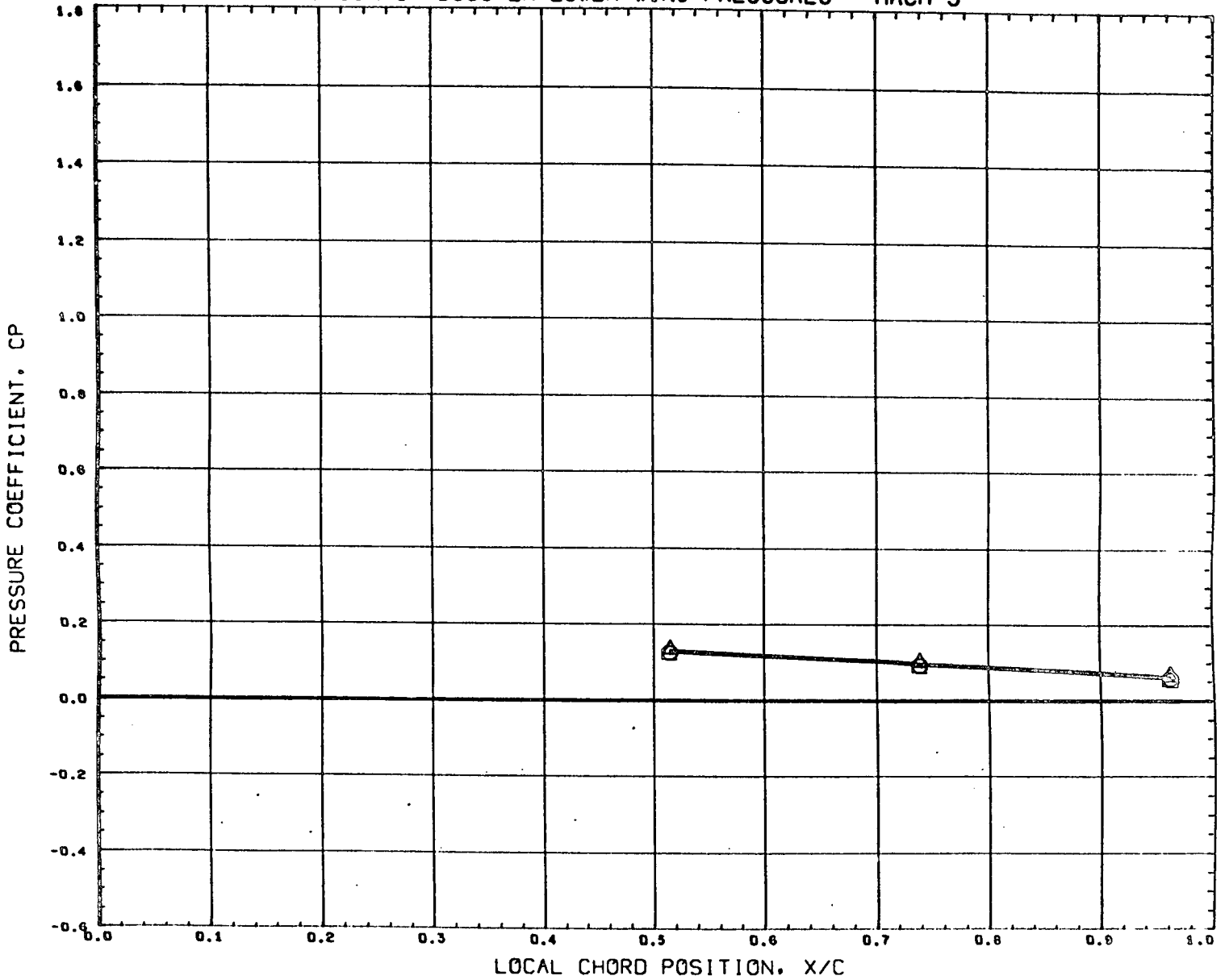


SYMBOL	DELTA X	Y/B	DELTA Z
○	0.143	0.359	0.228
△	0.103		
◇	0.228		

PARAMETRIC VALUES			
BETA	0.000	ALPHAB	5.020
MACH	3.000	ALPHA1	0.000
ORBPOW	0.000	BSTPOW	0.000

REFERENCE FILE

CHORDWISE DISTRIBUTION OF BOOSTER LOWER WING PRESSURES - MACH 3



SYMBOL	DELTA X	Y/B	DELTA Z
○	0.390	0.221	0.908
△	0.511		

PARAMETRIC VALUES			
BETA	0.000	ALPHA _D	5.020
MACH	3.000	ALPHA _I	0.000
ORBPOW	0.000	BSTPOW	0.000

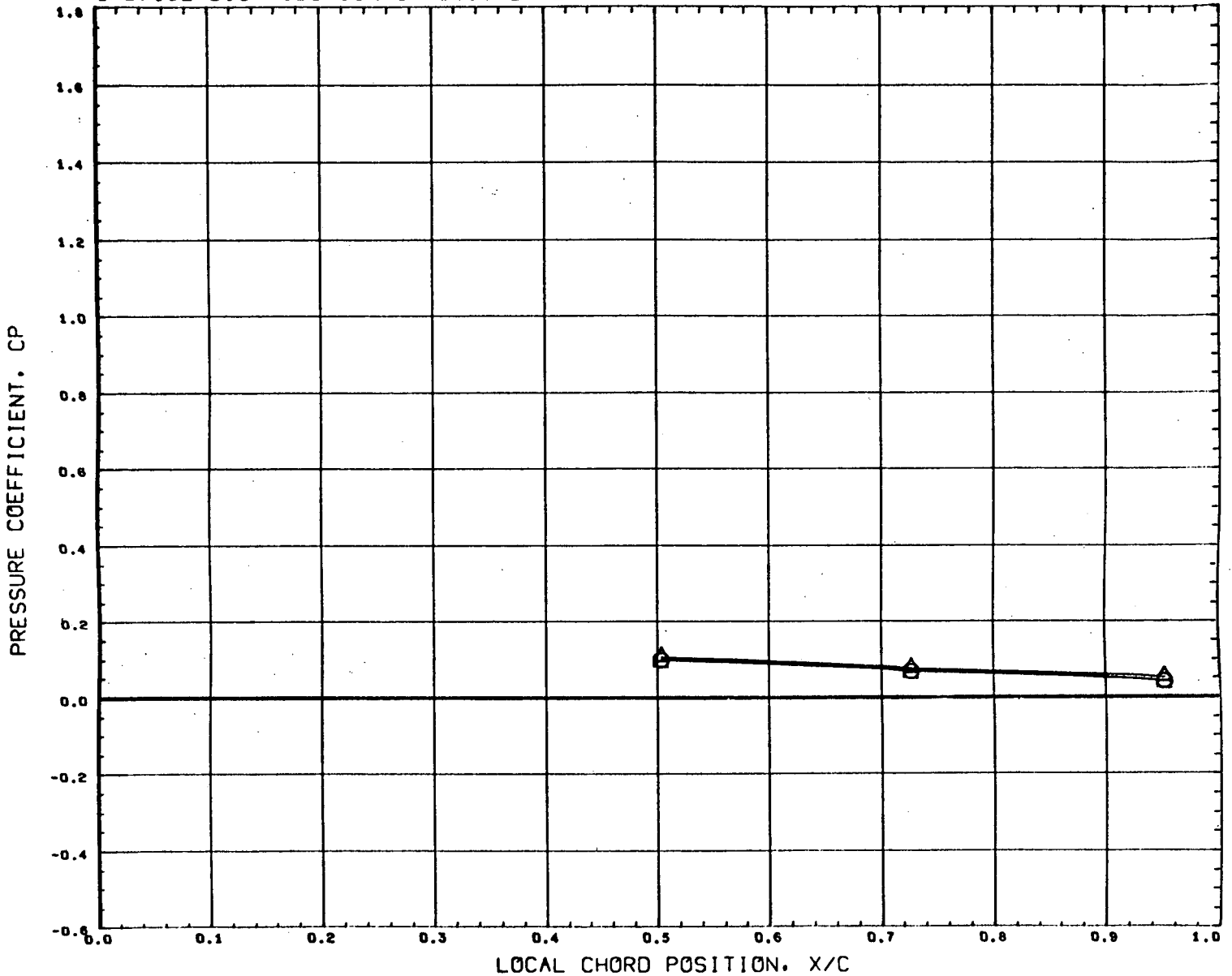
REFERENCE FILE

AEDC VA1163 MDAC BOOSTER (LOWER WING)

•CT8324•

PAGE 476

CHORDWISE DISTRIBUTION OF BOOSTER LOWER WING PRESSURES - MACH 3

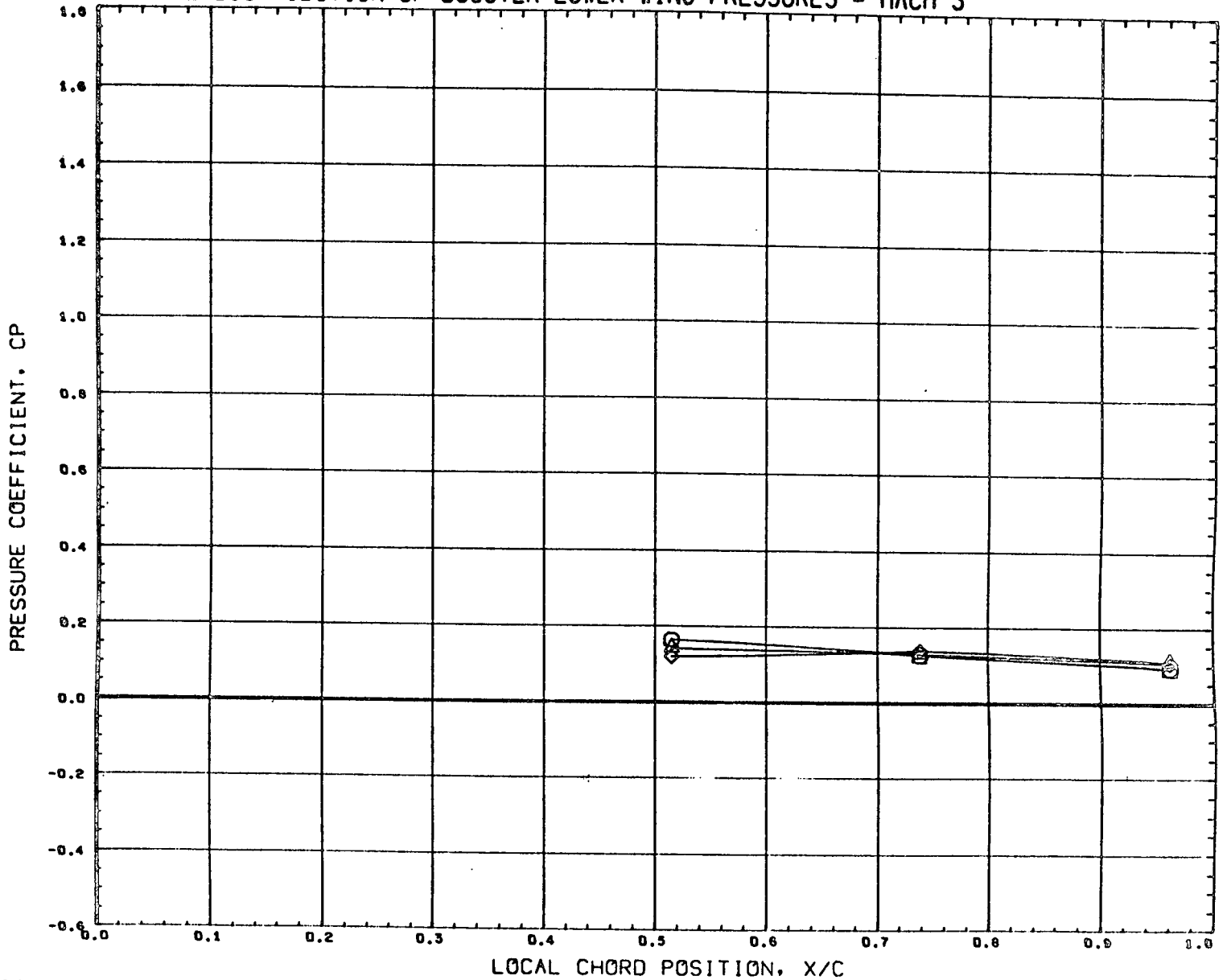


SYMBOL	DELTA X	Y/B	DELTA Z
○	0.390	0.359	0.908
△	0.511		

PARAMETRIC VALUES			
BETA	0.000	ALPHA B	3.020
MACH	3.000	ALPHA I	0.000
ORBPOW	0.000	BSTPOW	0.000

REFERENCE FILE

CHORDWISE DISTRIBUTION OF BOOSTER LOWER WING PRESSURES - MACH 3



SYMBOL	DELTA X	Y/B	DELTA Z
○	0.143	0.221	0.120
△	0.101		
◇	0.226		

PARAMETRIC VALUES			
BETA	0.000	ALPHAB	30.004
MACH	3.000	ALPHA1	0.000
ORBPOW	0.000	BSTPOW	0.000

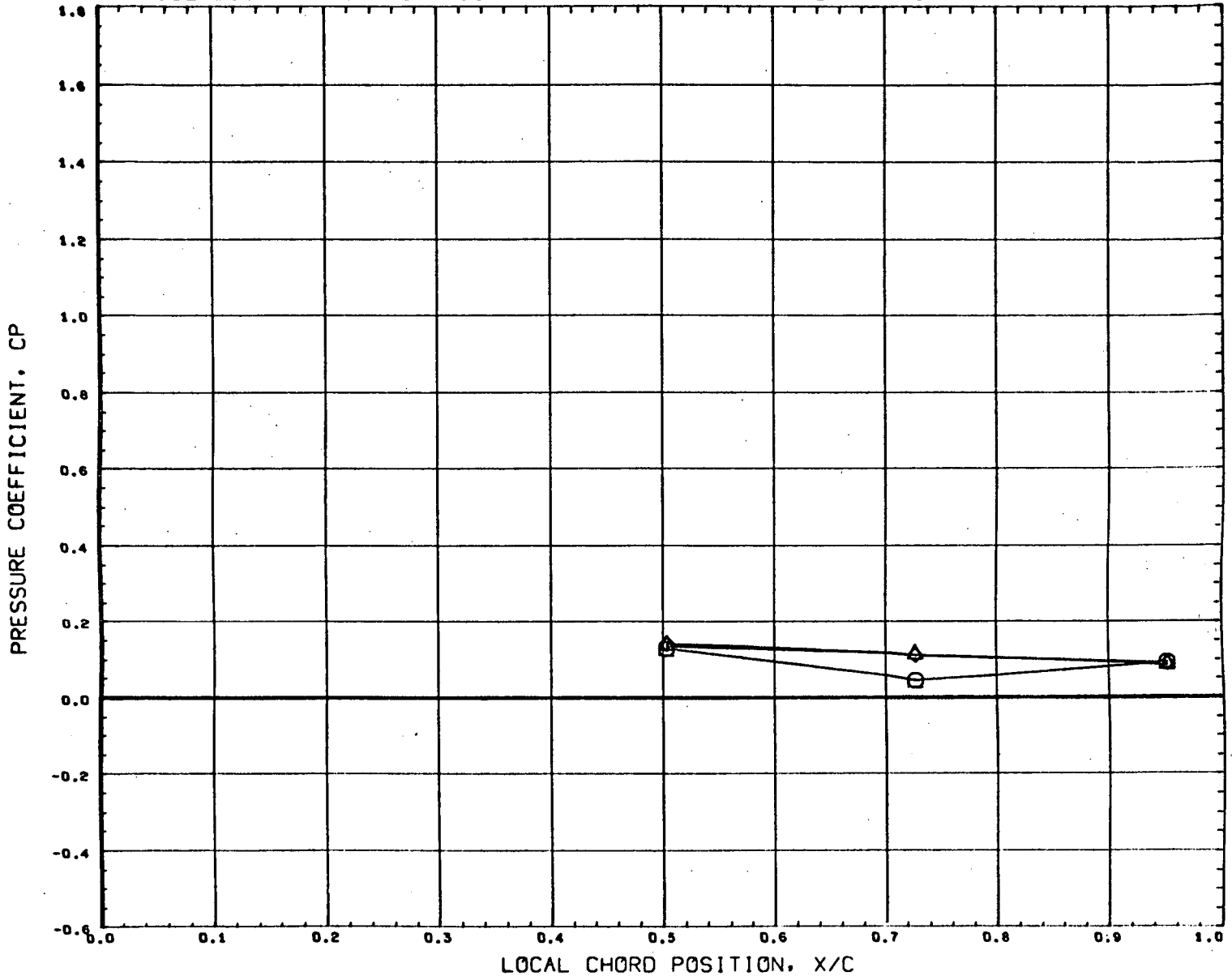
REFERENCE FILE

AEDC VA1163 MDAC BOOSTER (LOWER WING)

•CT8325•

PAGE 478

CHORDWISE DISTRIBUTION OF BOOSTER LOWER WING PRESSURES - MACH 3

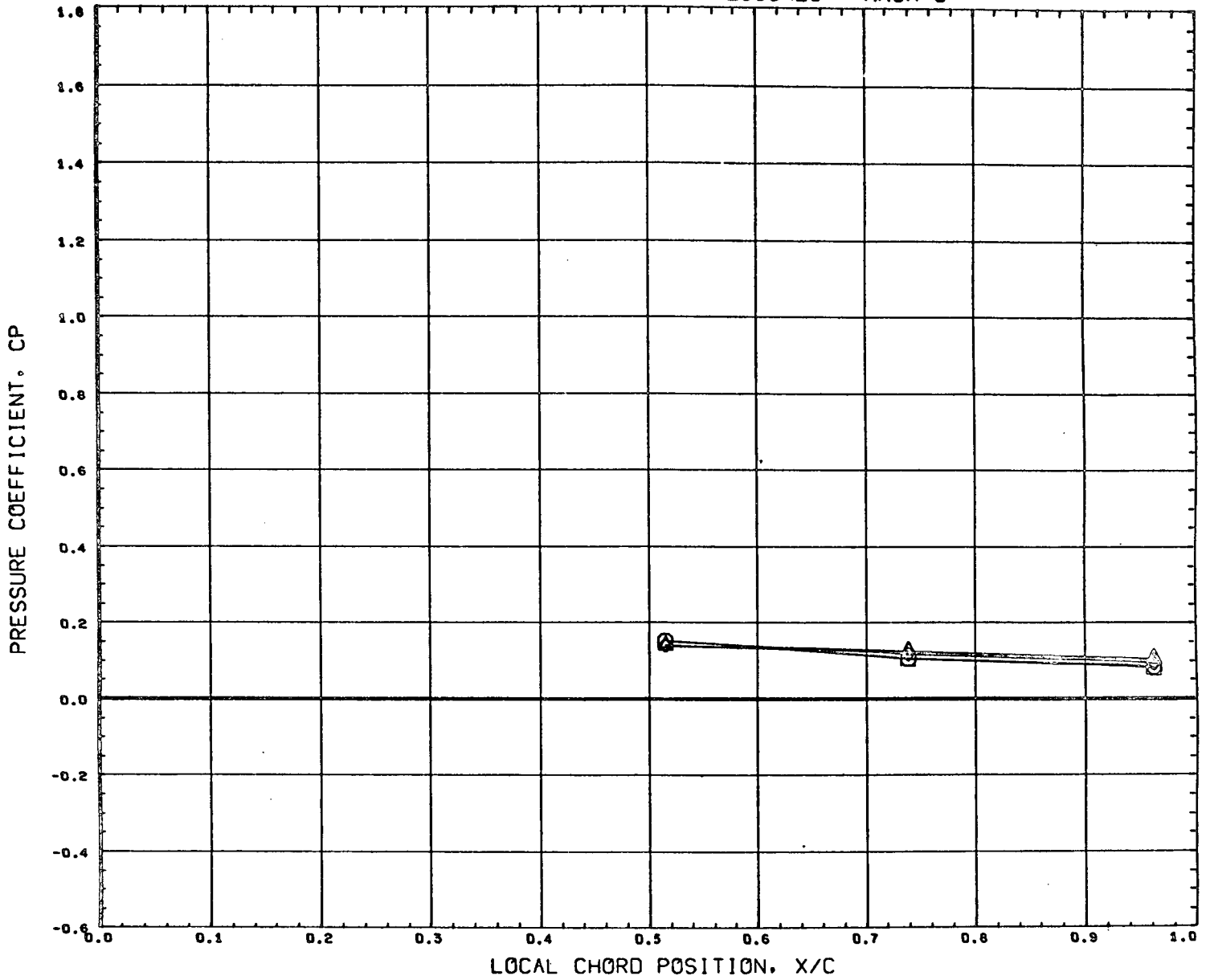


SYMBOL	DELTA X	Y/B	DELTA Z
○	0.143	0.359	0.120
△	0.101		
◇	0.226		

PARAMETRIC VALUES			
BETA	0.000	ALPHA B	10.004
MACH	3.000	ALPHA I	0.000
ORBPOW	0.000	BSTPOW	0.000

REFERENCE FILE

CHORDWISE DISTRIBUTION OF BOOSTER LOWER WING PRESSURES - MACH 3

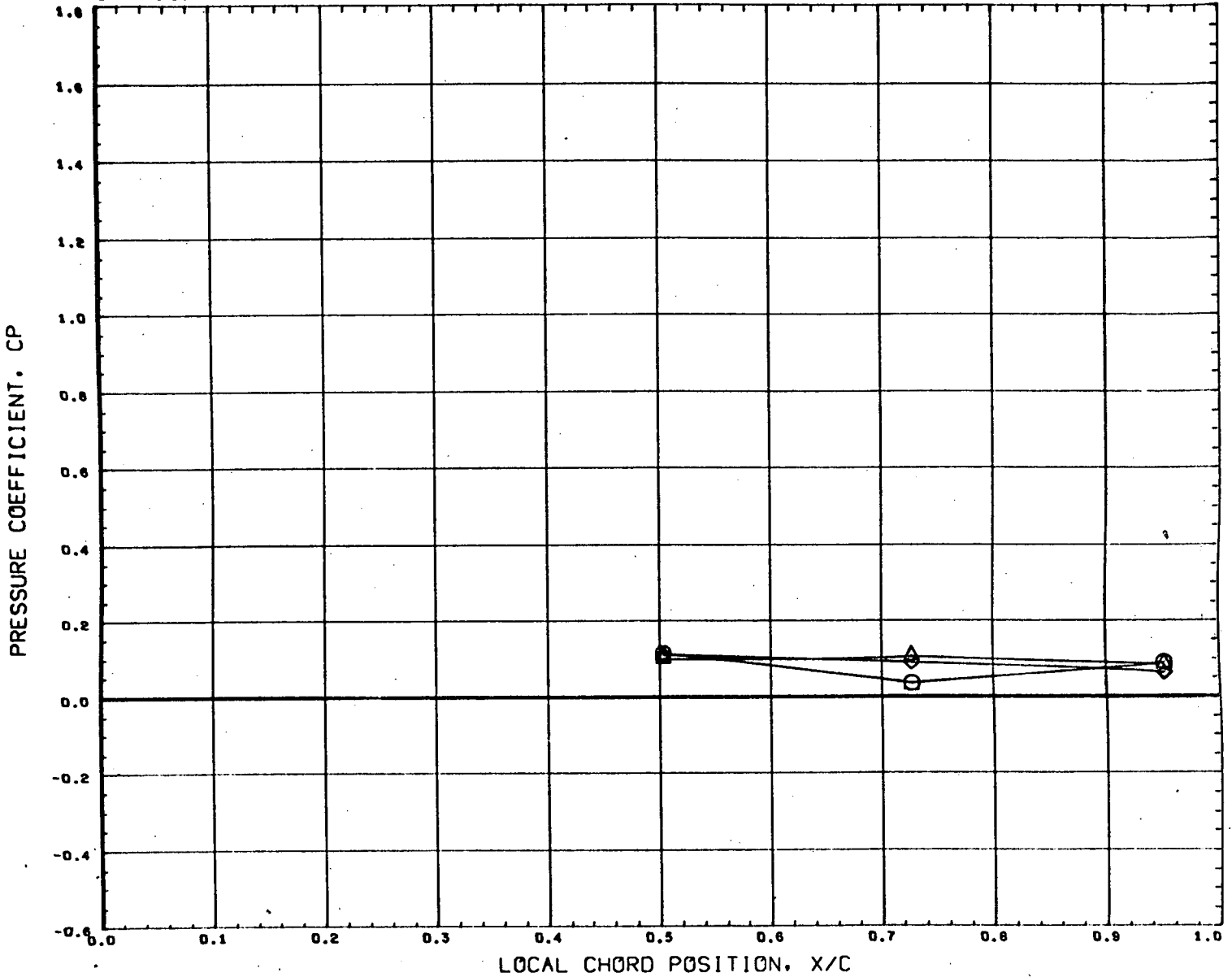


SYMBOL	DELTA X	Y/B	DELTA Z
○	0.143	0.221	0.151
△	0.103		
◇	0.226		

PARAMETRIC VALUES			
BETA	0.000	ALPHAB	10.004
MACH	3.000	ALPHA1	0.000
ORBPOW	0.000	BSTPOW	0.000

REFERENCE FILE

CHORDWISE DISTRIBUTION OF BOOSTER LOWER WING PRESSURES - MACH 3

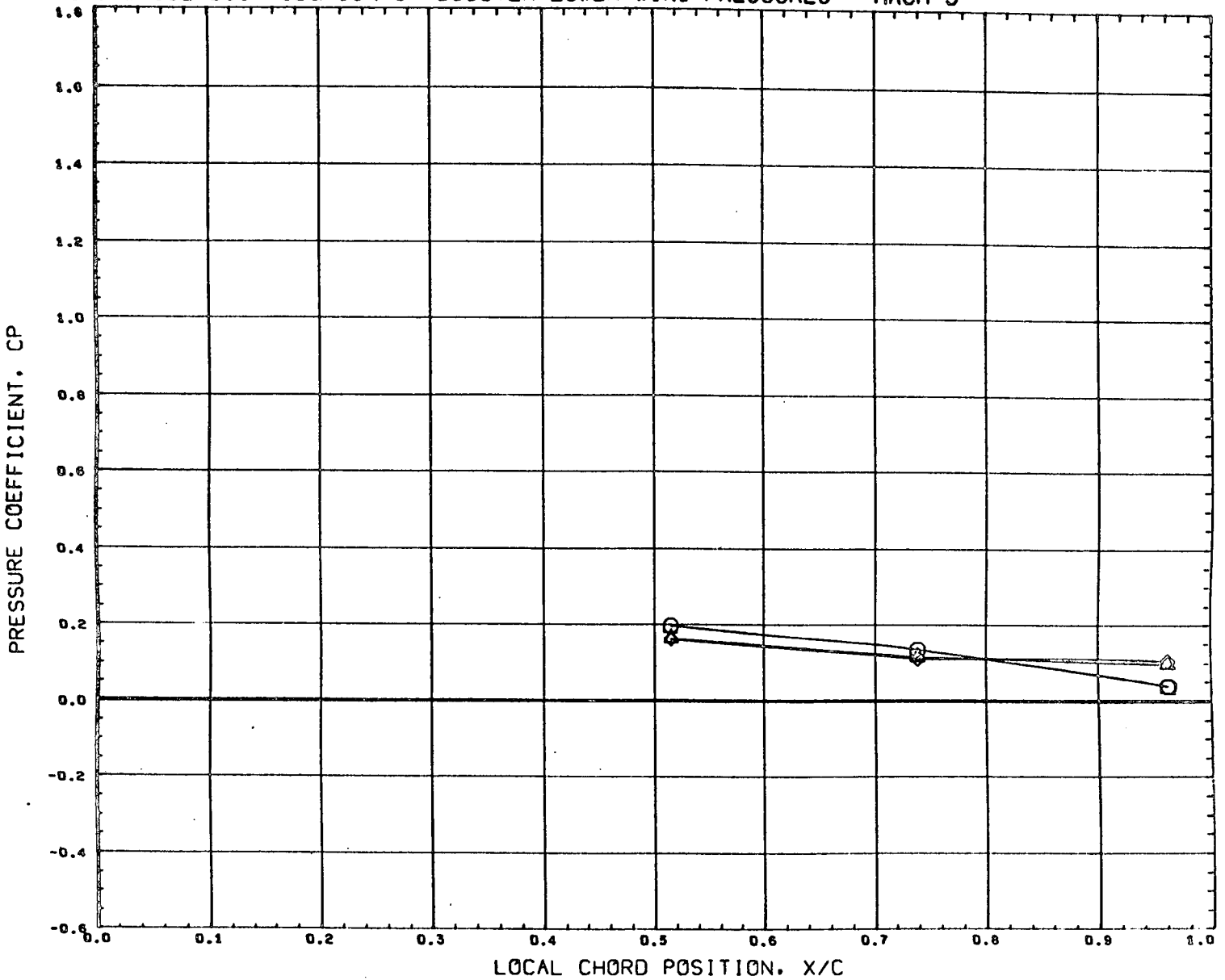


SYMBOL	DELTA X	Y/B	DELTA Z
○	0.143	0.359	0.151
△	0.103		
◇	0.226		

PARAMETRIC VALUES			
BETA	0.000	ALPHAB	10.004
MACH	3.000	ALPHA1	0.000
ORBPOW	0.000	BSTPOW	0.000

REFERENCE FILE

CHORDWISE DISTRIBUTION OF BOOSTER LOWER WING PRESSURES - MACH 3



SYMBOL	DELTA X	Y/B	DELTA Z
○	0.144	0.221	0.228
△	0.103		
◇	0.226		

PARAMETRIC VALUES			
BETA	0.000	ALPHAB	10.004
MACH	3.000	ALPHA I	0.000
ORBPOW	0.000	BSTPOW	0.000

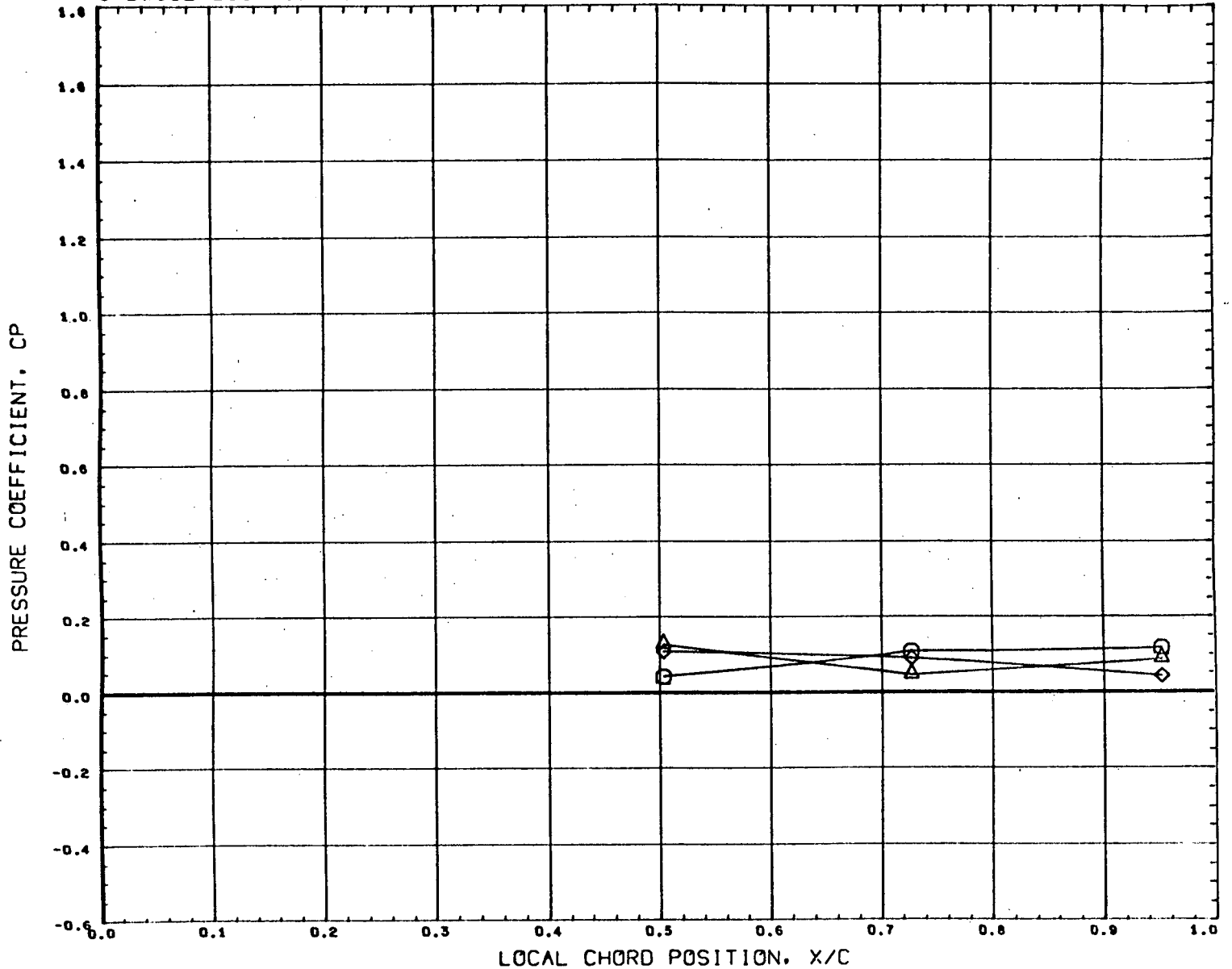
REFERENCE FILE

AEDC VA1163 MDAC BOOSTER (LOWER WING)

•CT8325•

PAGE 482

CHORDWISE DISTRIBUTION OF BOOSTER LOWER WING PRESSURES - MACH 3

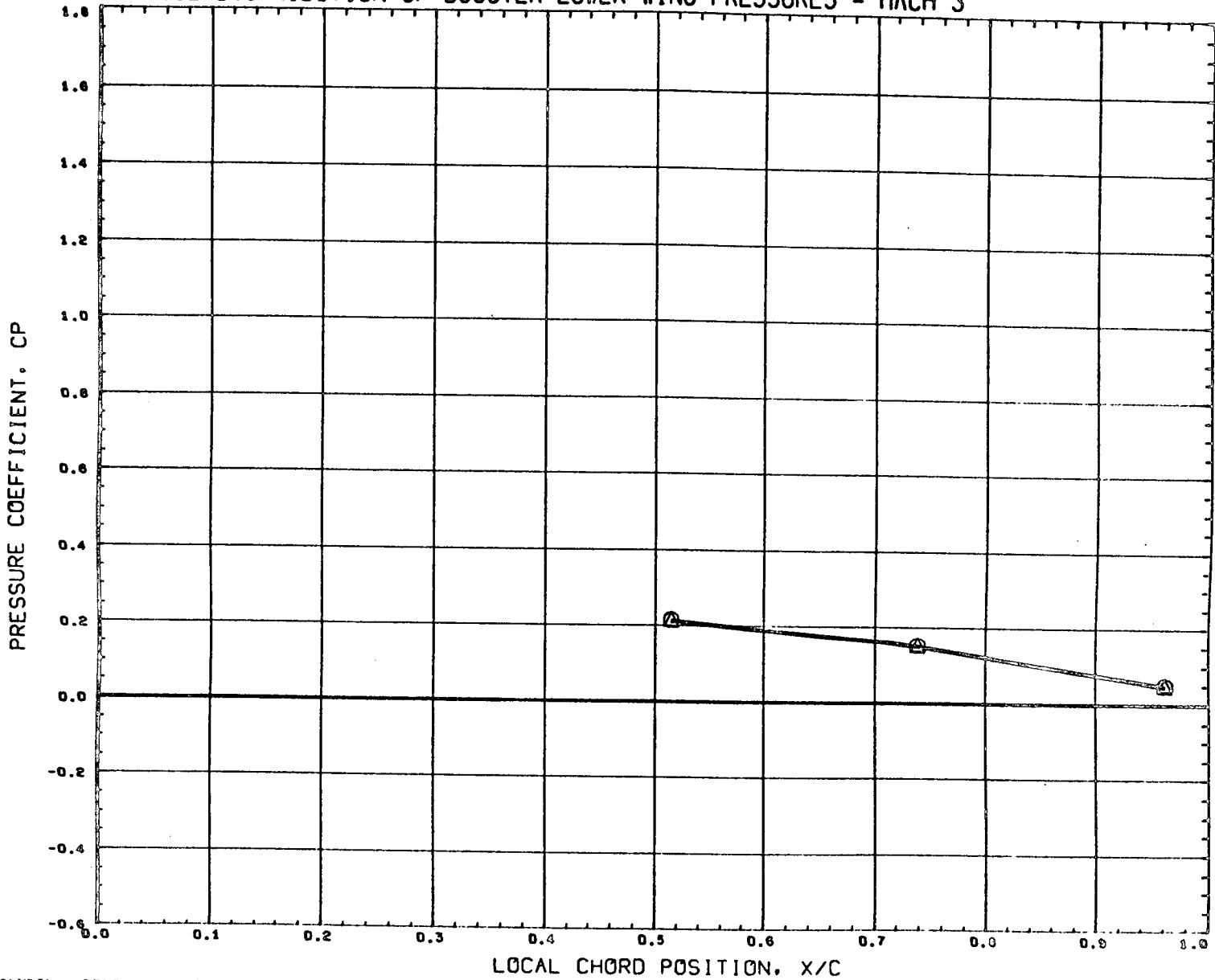


SYMBOL	DELTA X	1/B	DELTA Z
○	0.144	0.359	0.228
△	0.103		
◇	0.226		

PARAMETRIC VALUES			
BETA	0.000	ALPHAB	10.004
MACH	3.000	ALPHA I	0.000
ORBPOW	0.000	BSTPOW	0.000

REFERENCE FILE

CHORDWISE DISTRIBUTION OF BOOSTER LOWER WING PRESSURES - MACH 3



SYMBOL	DELTA X	Y/B	DELTA Z
○	0.390	0.221	0.908
△	0.481		

PARAMETRIC VALUES			
BETA	0.000	ALPHAB	10.000
MACH	3.000	ALPHA1	0.000
ORBPOW	0.000	BSTPOW	0.000

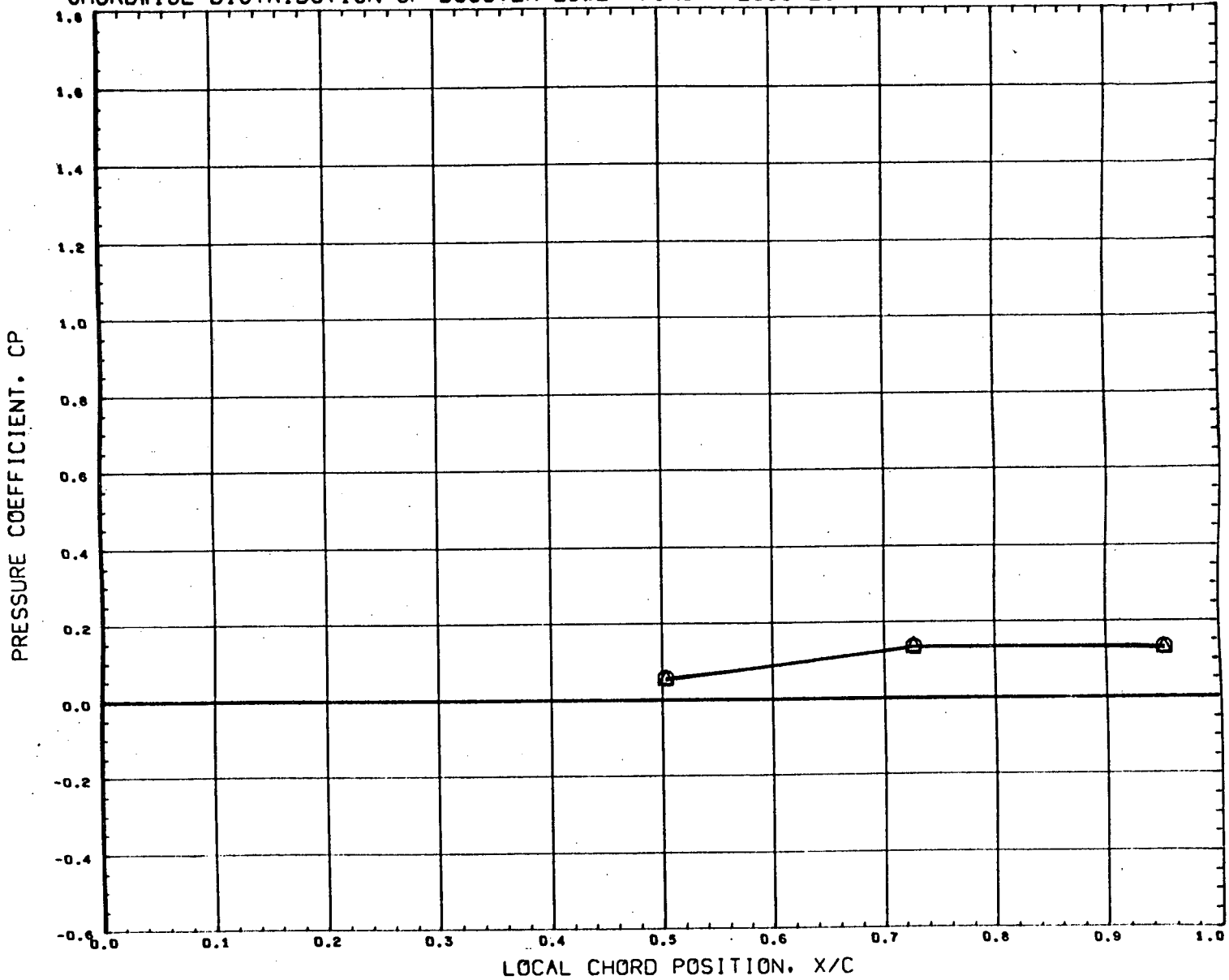
REFERENCE FILE

AEDC VA1163 MDAC BOOSTER (LOWER WING)

•CT8325•

PAGE 484

CHORDWISE DISTRIBUTION OF BOOSTER LOWER WING PRESSURES - MACH 3



SYMBOL	DELTA X	Y/B	DELTA Z
○	0.390	0.359	0.908
△	0.481		

PARAMETRIC VALUES			
BETA	0.000	ALPHAB	10.004
MACH	3.000	ALPHA1	0.000
ORBPOW	0.000	BSTPOW	0.000

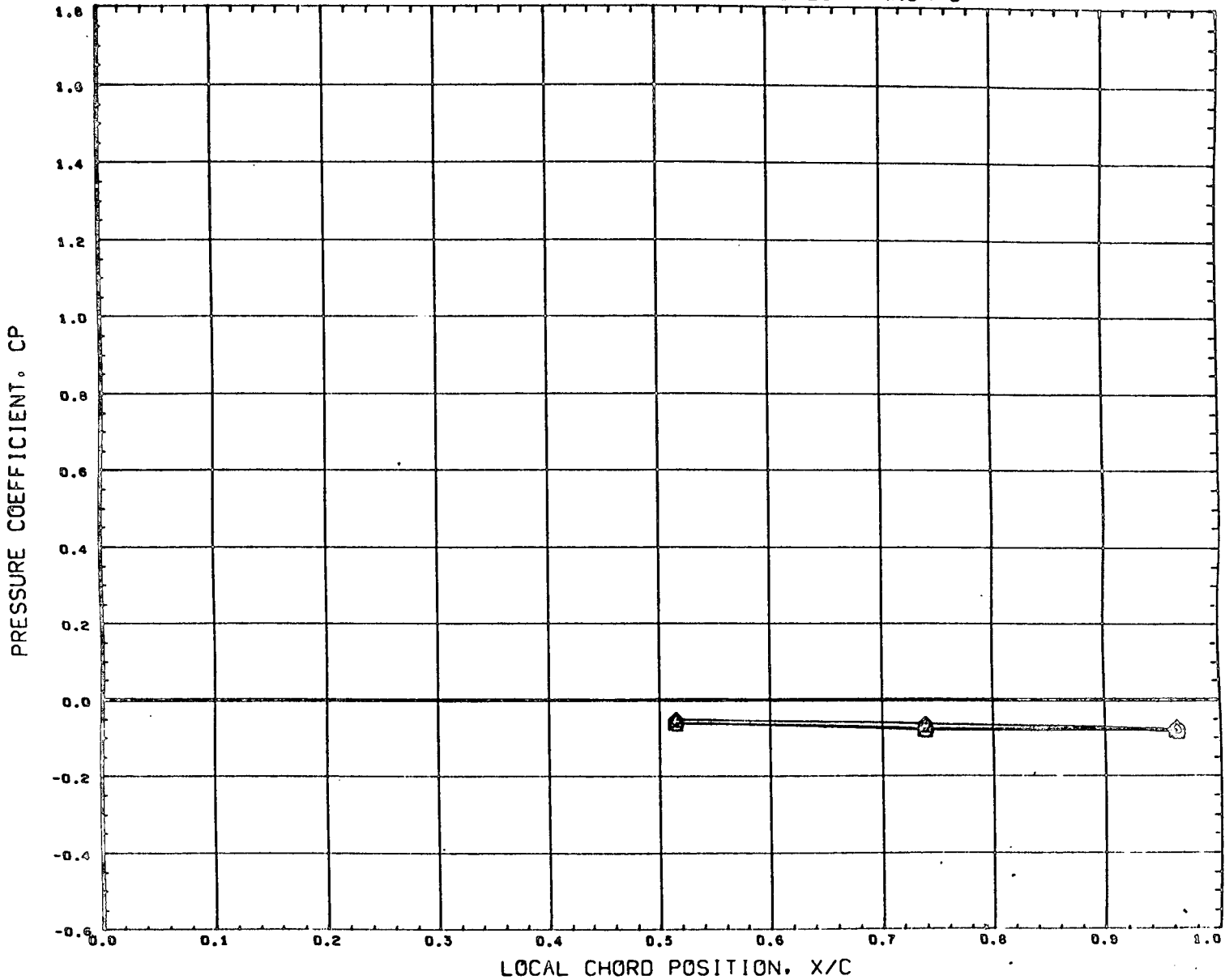
REFERENCE FILE

AEDC VA1163 MDAC BOOSTER (LOWER WING)

•CT8325•

PAGE 485

CHORDWISE DISTRIBUTION OF BOOSTER LOWER WING PRESSURES - MACH 3



SYMBOL	DELTA X	Y/B	DELTA Z
○	0.040	0.221	0.105
△	0.103		
◇	0.166		

PARAMETRIC VALUES			
BETA	0.000	ALPHA	0.000
MACH	3.000	ALPHA1	0.000
ORBPOW	0.000	BSTPOW	0.000

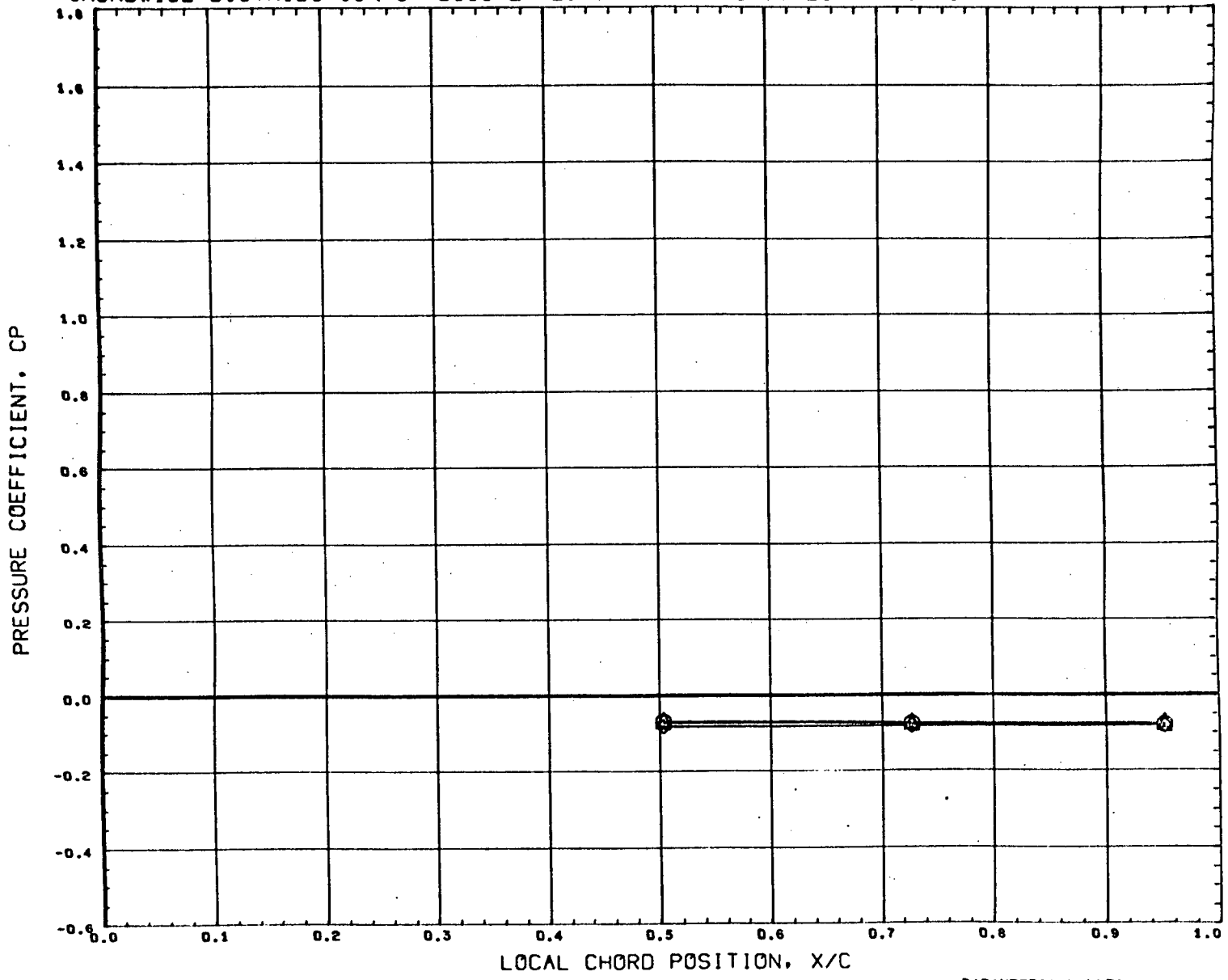
REFERENCE FILE

AEDC VA1163 MDAC BOOSTER (LOWER WING)

•CT8331•

PAGE 486

CHORDWISE DISTRIBUTION OF BOOSTER LOWER WING PRESSURES - MACH 3



SYMBOL	DELTA X	Y/B	DELTA Z
○	0.040	0.359	0.105
△	0.103		
◇	0.166		

PARAMETRIC VALUES			
BETA	0.000	ALPHAB	9.980
MACH	3.000	ALPHA1	0.000
ORBPOW	0.000	BSTPOW	0.000

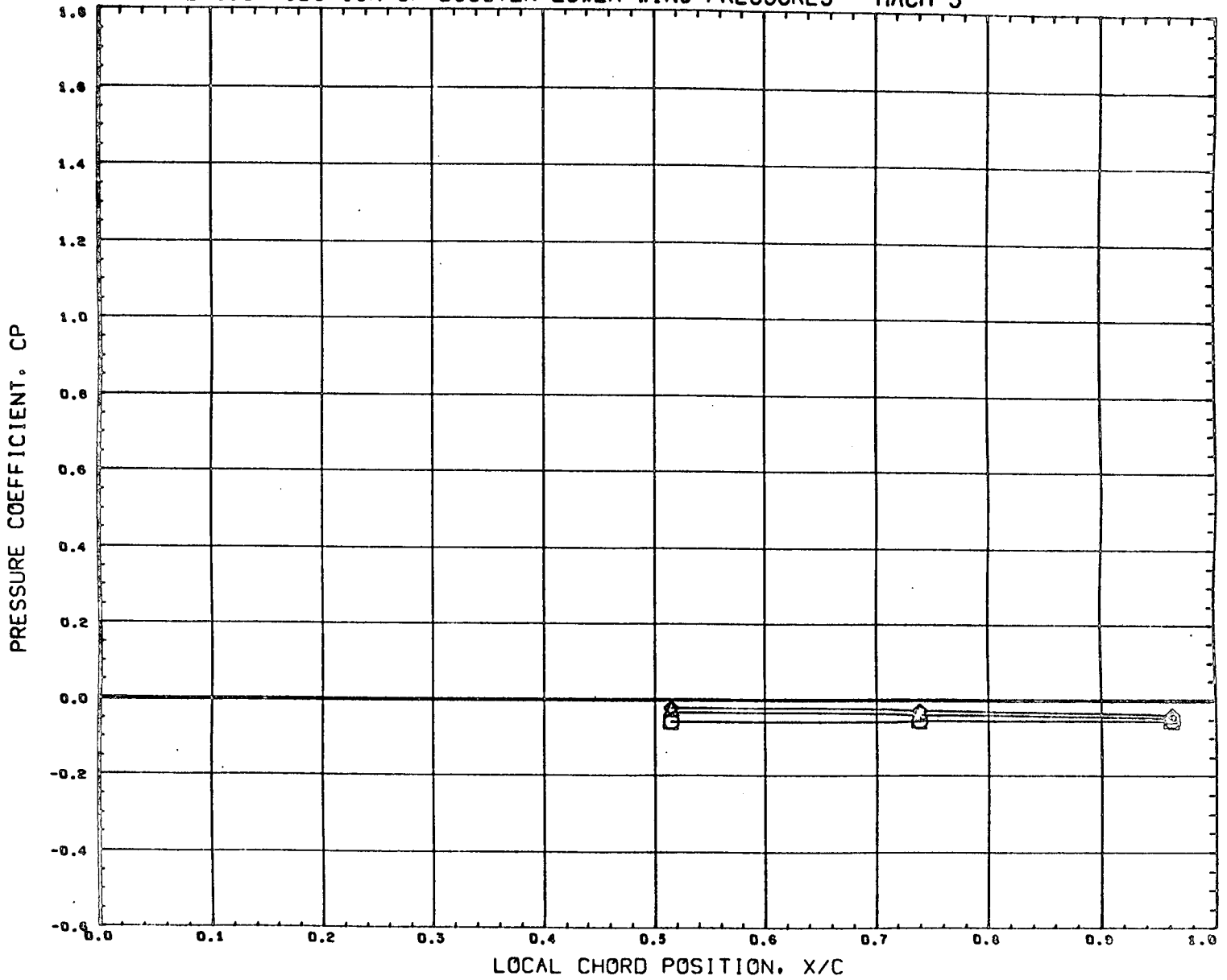
REFERENCE FILE

AEDC VA1163 MDAC BOOSTER (LOWER WING)

•CT8331•

PAGE 487

CHORDWISE DISTRIBUTION OF BOOSTER LOWER WING PRESSURES - MACH 3



SYMBOL	DELTA X	Y/B	DELTA Z
○	0.038	0.221	0.105
△	0.101		
◇	0.161		

PARAMETRIC VALUES			
BETA	0.000	ALPHA B	- 4.090
MACH	3.000	ALPHA I	0.000
ORBPOW	0.000	BSTPOW	0.000

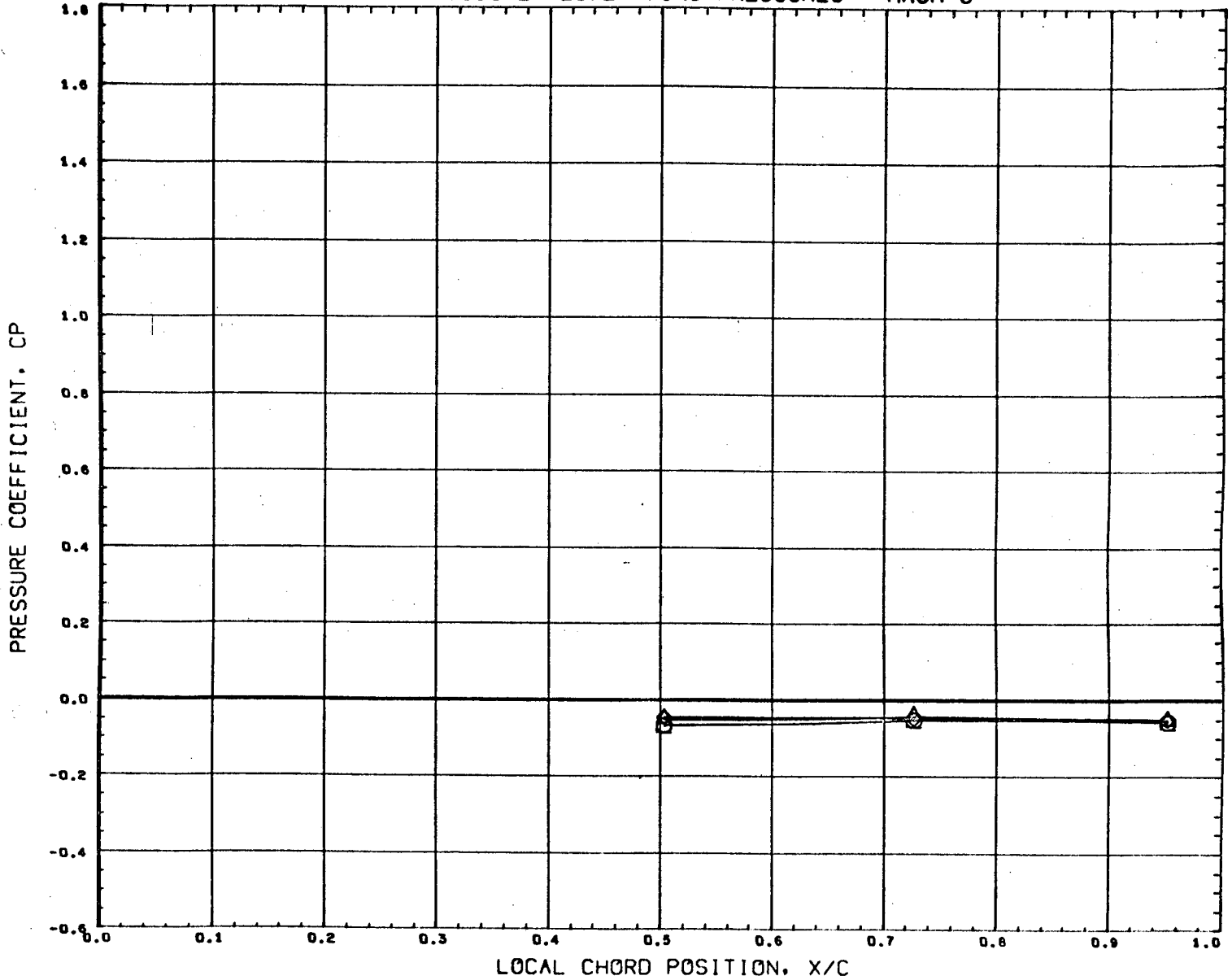
REFERENCE FILE

AEDC VA1163 MDAC BOOSTER (LOWER WING)

•CT8332•

PAGE 488

CHORDWISE DISTRIBUTION OF BOOSTER LOWER WING PRESSURES - MACH 3



SYMBOL	DELTA X	Y/B	DELTA Z
○	0.038	0.359	0.105
△	0.101		
◇	0.161		

PARAMETRIC VALUES			
BETA	0.000	ALPHAB	- 4.950
MACH	3.000	ALPHA1	0.000
ORBPOW	0.000	BSTPOW	0.000

REFERENCE FILE

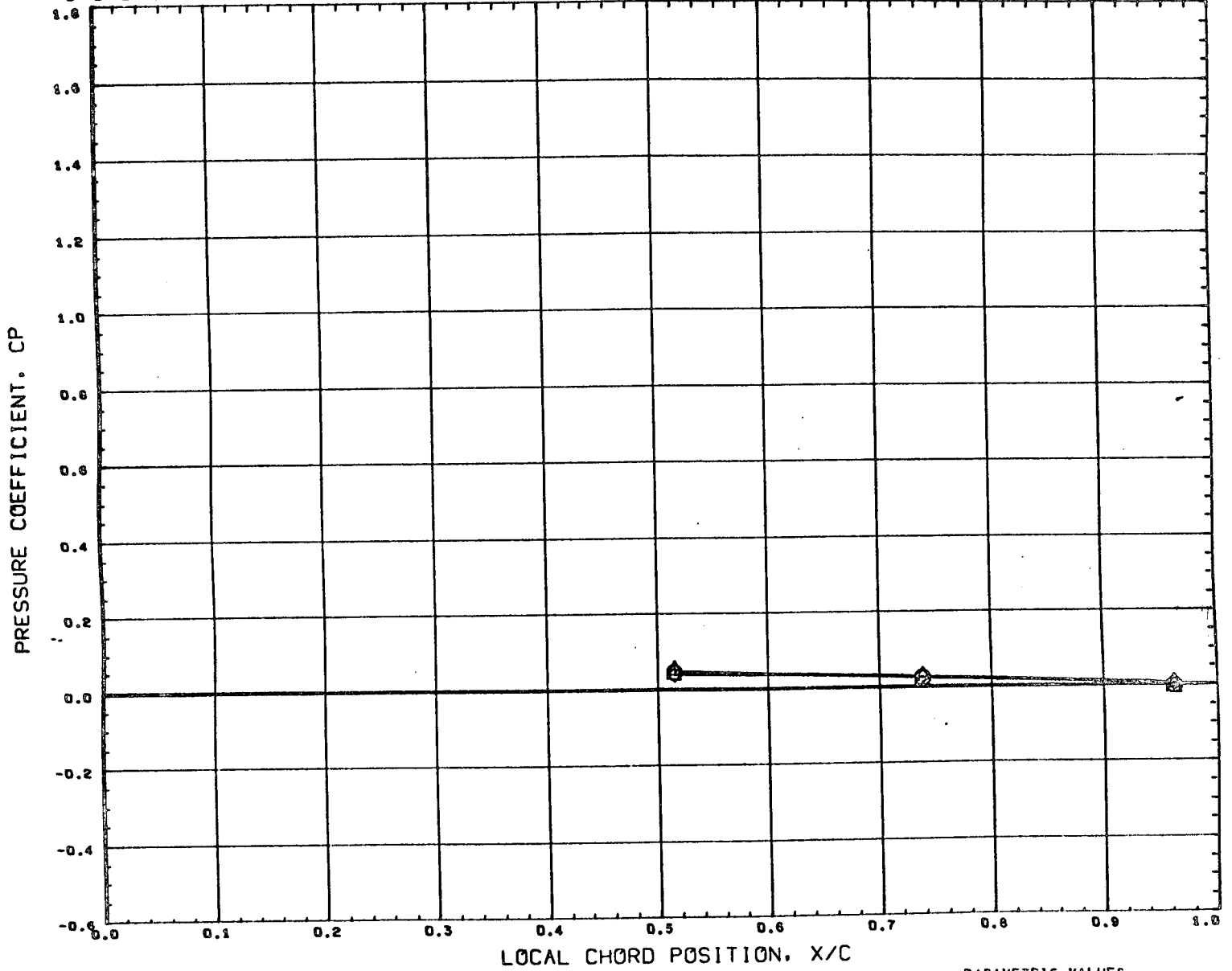
AEDC VA1163 MDAC BOOSTER (LOWER WING)

•CT8332•

PAGE 489

10/12

CHORDWISE DISTRIBUTION OF BOOSTER LOWER WING PRESSURES - MACH 3



SYMBOL	DELTA X	Y/B	DELTA Z
○	0.040	0.221	0.105
△	0.104		
◇	0.167		

PARAMETRIC VALUES			
BETA	0.000	ALPHAB	0.003
MACH	3.000	ALPHA I	0.000
ORBPOW	0.000	BSTPOW	0.000

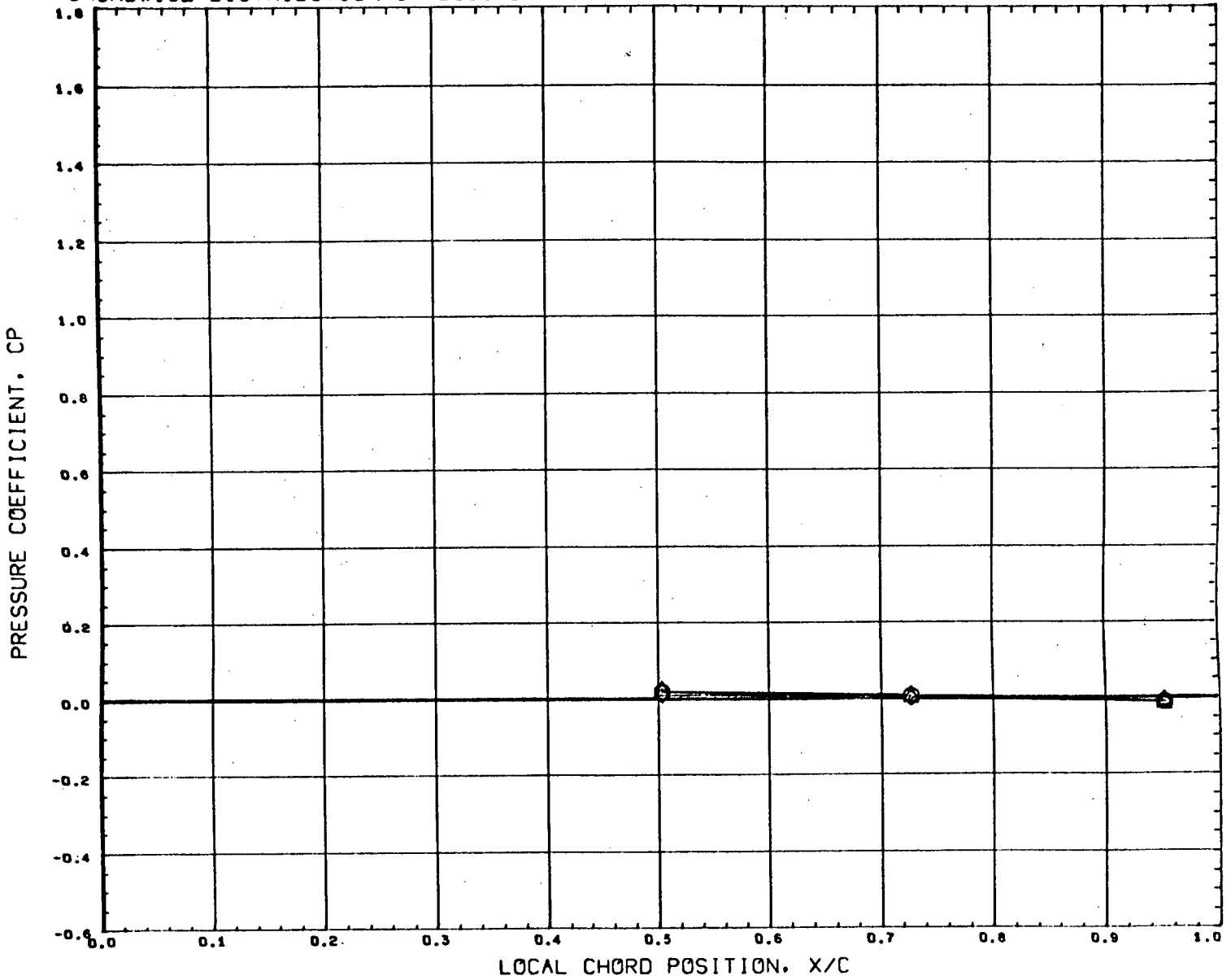
REFERENCE FILE

AEDC VA1163 MDAC BOOSTER (LOWER WING)

•CT8333•

PAGE 490

CHORDWISE DISTRIBUTION OF BOOSTER LOWER WING PRESSURES - MACH 3



SYMBOL	DELTA X	Y/B	DELTA Z	PARAMETRIC VALUES			
○	0.040	0.359	0.105	BETA	0.000	ALPHA B	0.003
△	0.104			MACH	3.000	ALPHA I	0.000
◇	0.167			ORBROW	0.000	BSTPOW	0.000

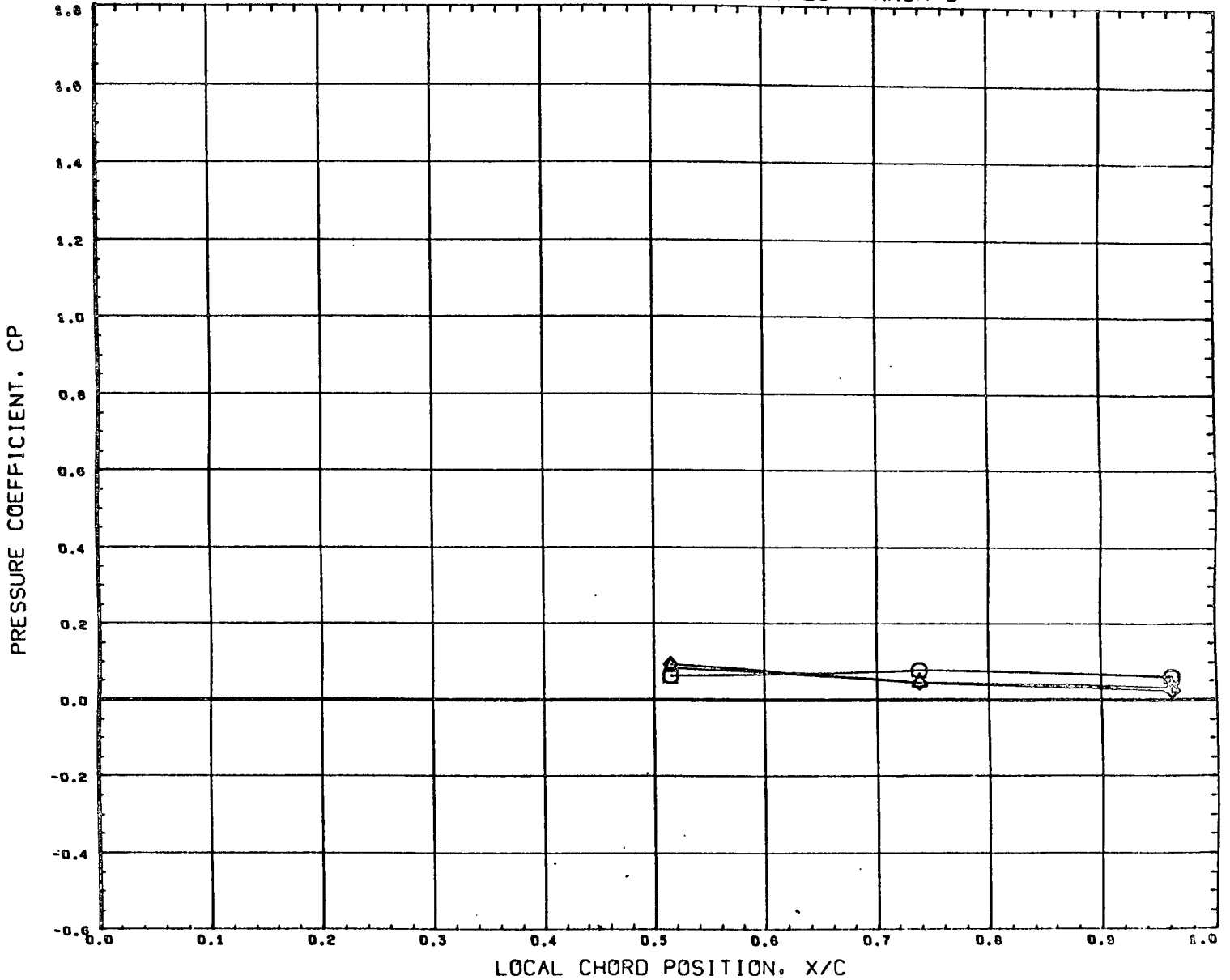
REFERENCE FILE

AEDC VA1163 MDAC BOOSTER (LOWER WING)

•CT8333•

PAGE 491

CHORDWISE DISTRIBUTION OF BOOSTER LOWER WING PRESSURES - MACH 3



SYMBOL	DELTA X	Y/B	DELTA Z
△	0.038	0.221	0.105
○	0.099		
◇	0.162		

PARAMETRIC VALUES			
BETA	0.000	ALPHAB	9.040
MACH	3.000	ALPHA I	0.000
ORBPOW	0.000	BSTPOW	0.000

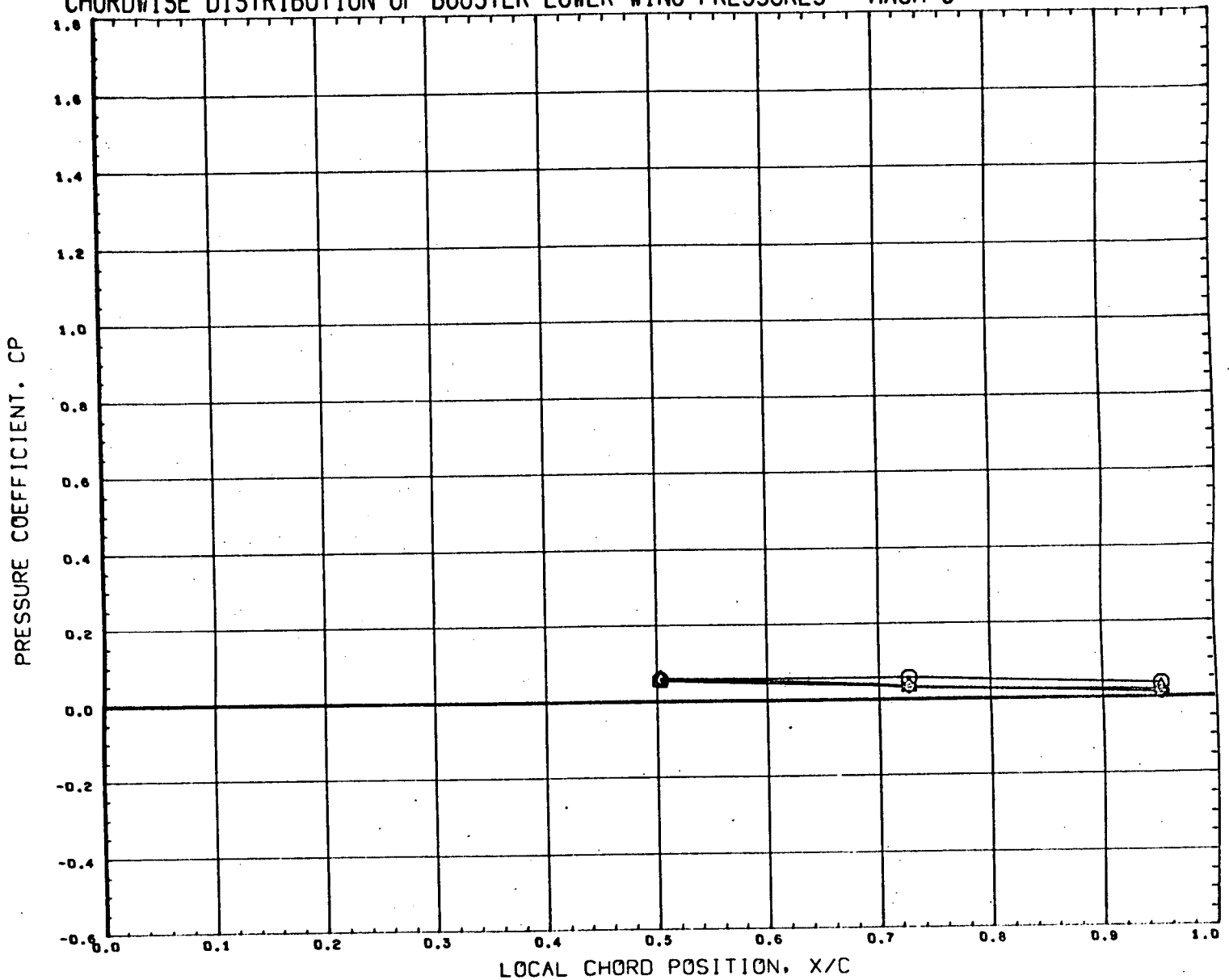
REFERENCE FILE

AEDC VA1163 MDAC BOOSTER (LOWER WING)

•CT8334•

PAGE 492

CHORDWISE DISTRIBUTION OF BOOSTER LOWER WING PRESSURES - MACH 3



SYMBOL	DELTA X	Y/B	DELTA Z
○	0.038	0.359	0.105
△	0.099		
◇	0.162		

PARAMETRIC VALUES			
BETA	0.000	ALPHA B	5.040
MACH	3.000	ALPHA I	0.000
ORBPOW	0.000	BSTPOW	0.000

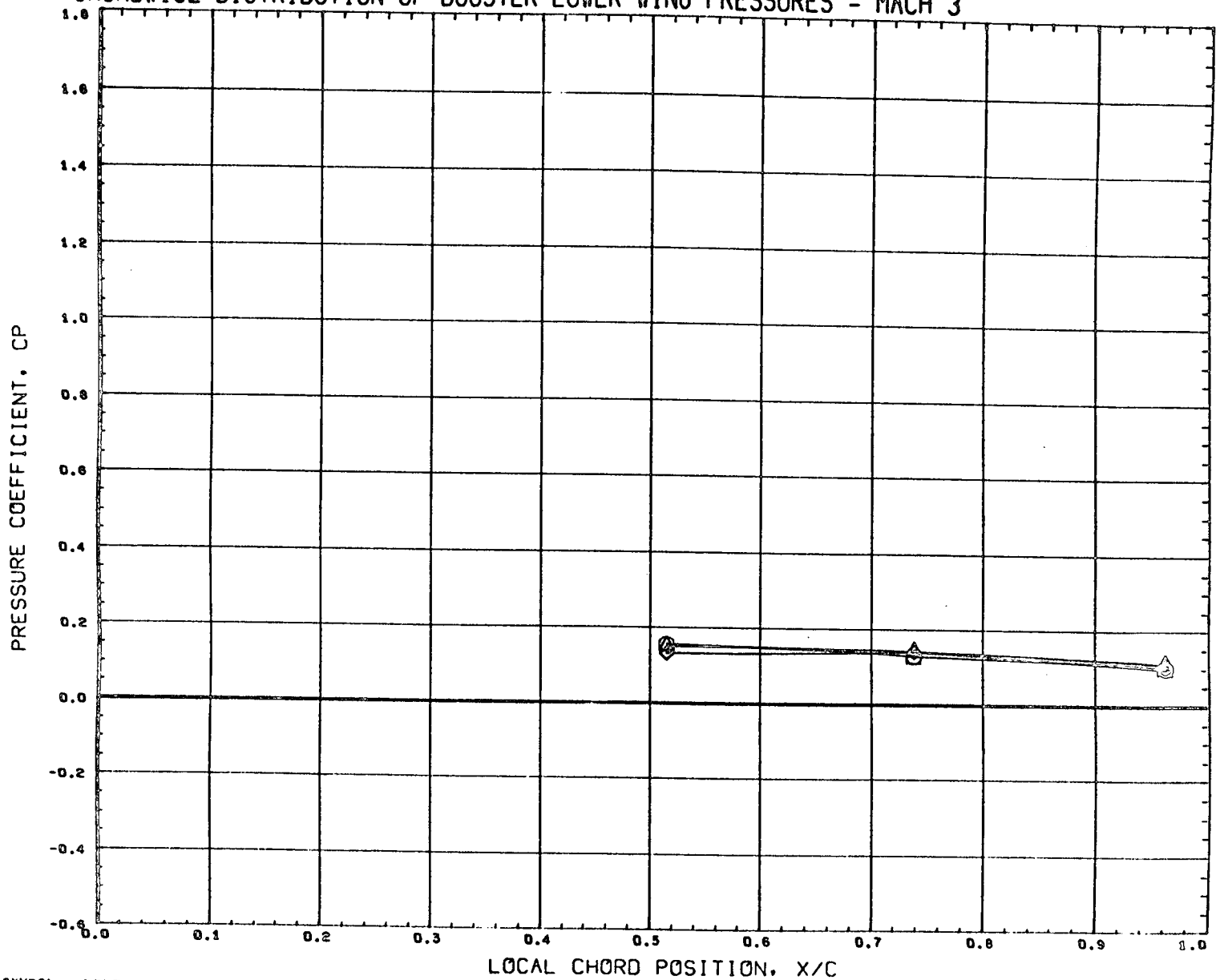
REFERENCE FILE

AEDC VA1163 MDAC BOOSTER (LOWER WING)

•CT8334•

PAGE 493

CHORDWISE DISTRIBUTION OF BOOSTER LOWER WING PRESSURES - MACH 3



SYMBOL	DELTA X	Y/B	DELTA Z
○	0.042	0.221	0.105
△	0.104		
◇	0.165		

PARAMETRIC VALUES			
BETA	0.000	ALPHAB	10.000
MACH	3.000	ALPHA I	0.000
ORBPOW	0.000	BSTPOW	0.000

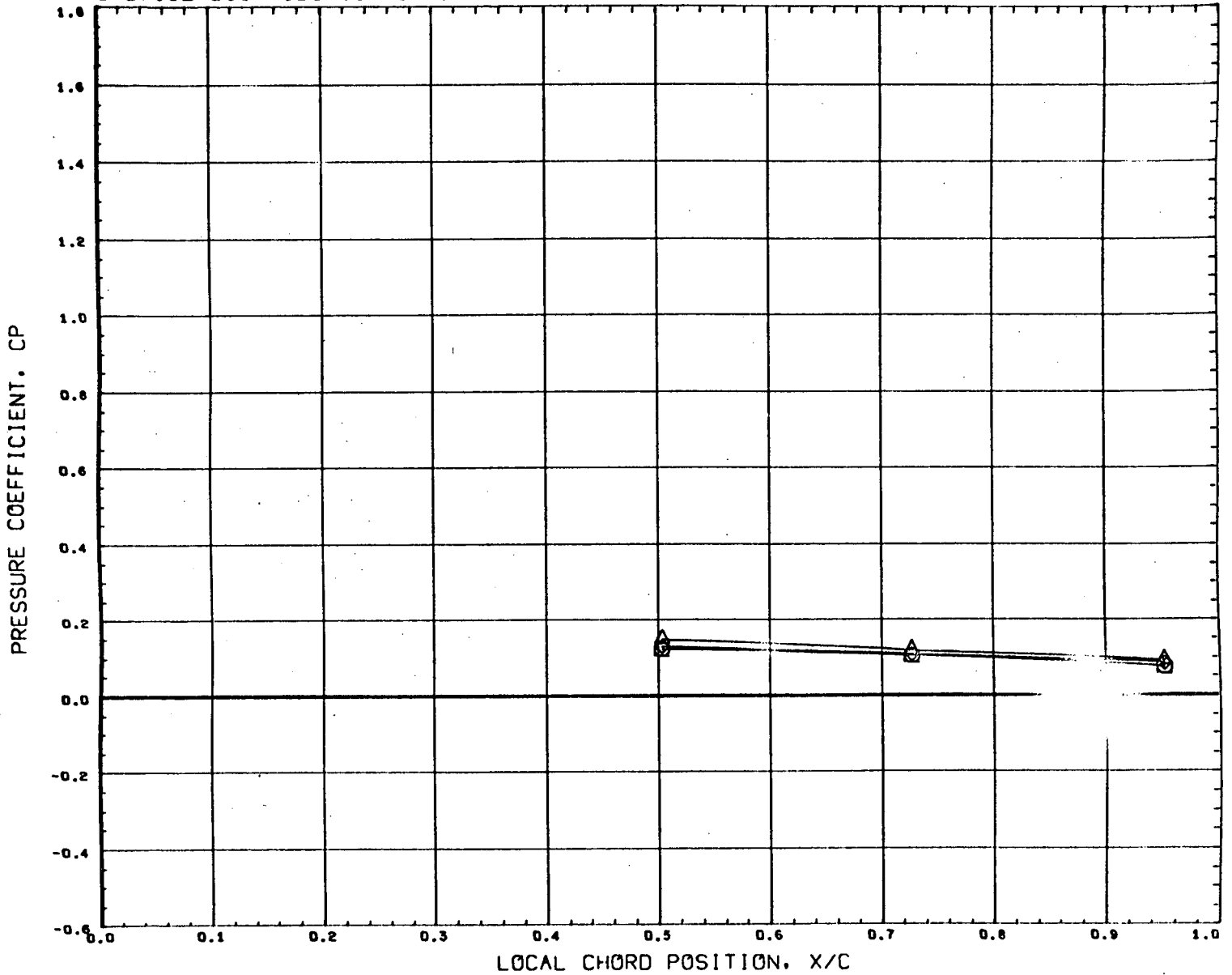
REFERENCE FILE

AEDC VA1163 MDAC BOOSTER (LOWER WING)

•CT8335•

PAGE 494

CHORDWISE DISTRIBUTION OF BOOSTER LOWER WING PRESSURES - MACH 3



SYMBOL	DELTA X	Y/B	DELTA Z
○	0.042	0.359	0.105
△	0.104		
◇	0.165		

PARAMETRIC VALUES			
BETA	0.000	ALPHAB	10.000
MACH	3.000	ALPHA1	0.000
ORBPOW	0.000	BSTPOW	0.000

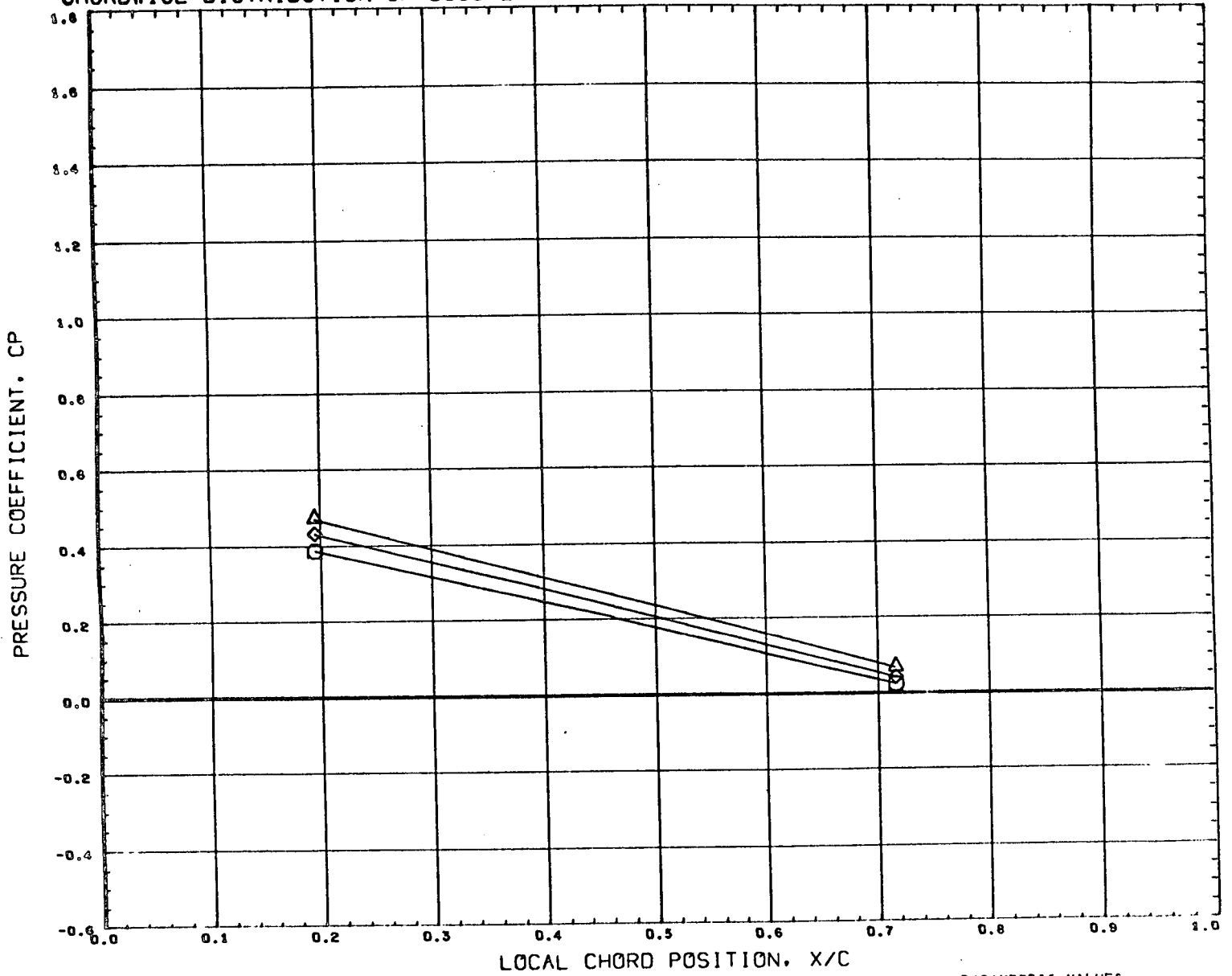
REFERENCE FILE

AEDC VA1163 MDAC BOOSTER (LOWER WING)

•CT8335•

PAGE 495

CHORDWISE DISTRIBUTION OF BOOSTER CANARD PRESSURES - MACH 3



SYMBOL	DELTA X	Y/B	DELTA Z
○	0.143	0.565	0.120
△	0.103		
◇	0.228		

PARAMETRIC VALUES		
BETA	0.000	ALPHAB - 9.979
MACH	3.000	ALPHA I 0.000
ORBPOW	100.000	BSTPOW 50.000

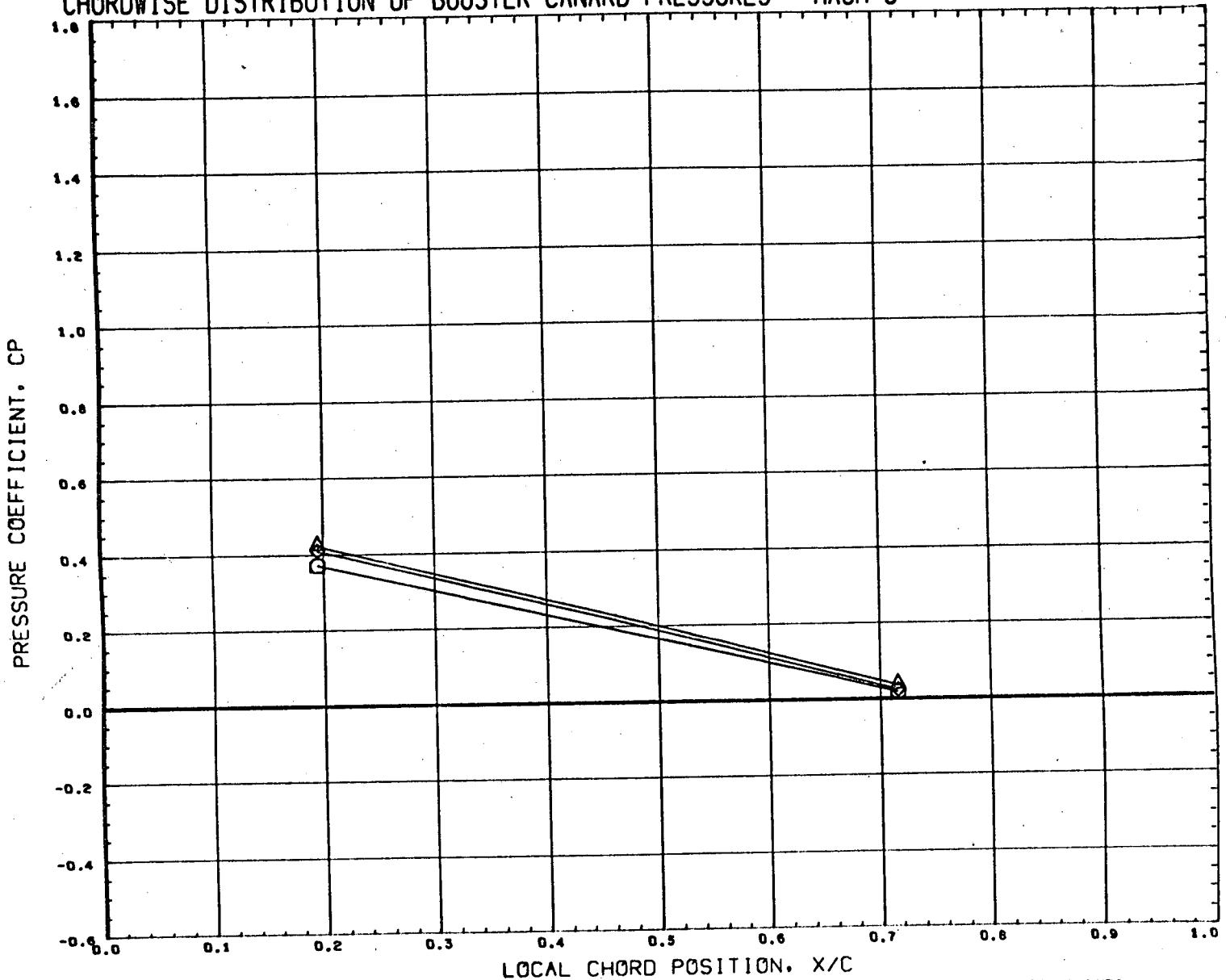
REFERENCE FILE

AEDC VA1163 MDAC BOOSTER (CANARD)

•DT8311•

PAGE 496

CHORDWISE DISTRIBUTION OF BOOSTER CANARD PRESSURES - MACH 3



SYMBOL	DELTA X	Y/B	DELTA Z
○	0.143	0.879	0.120
△	0.103		
◇	0.228		

PARAMETRIC VALUES			
BETA	0.000	ALPHAB	- 9.979
MACH	3.000	ALPHA1	0.000
ORBPOW	100.000	BSTPOW	90.000

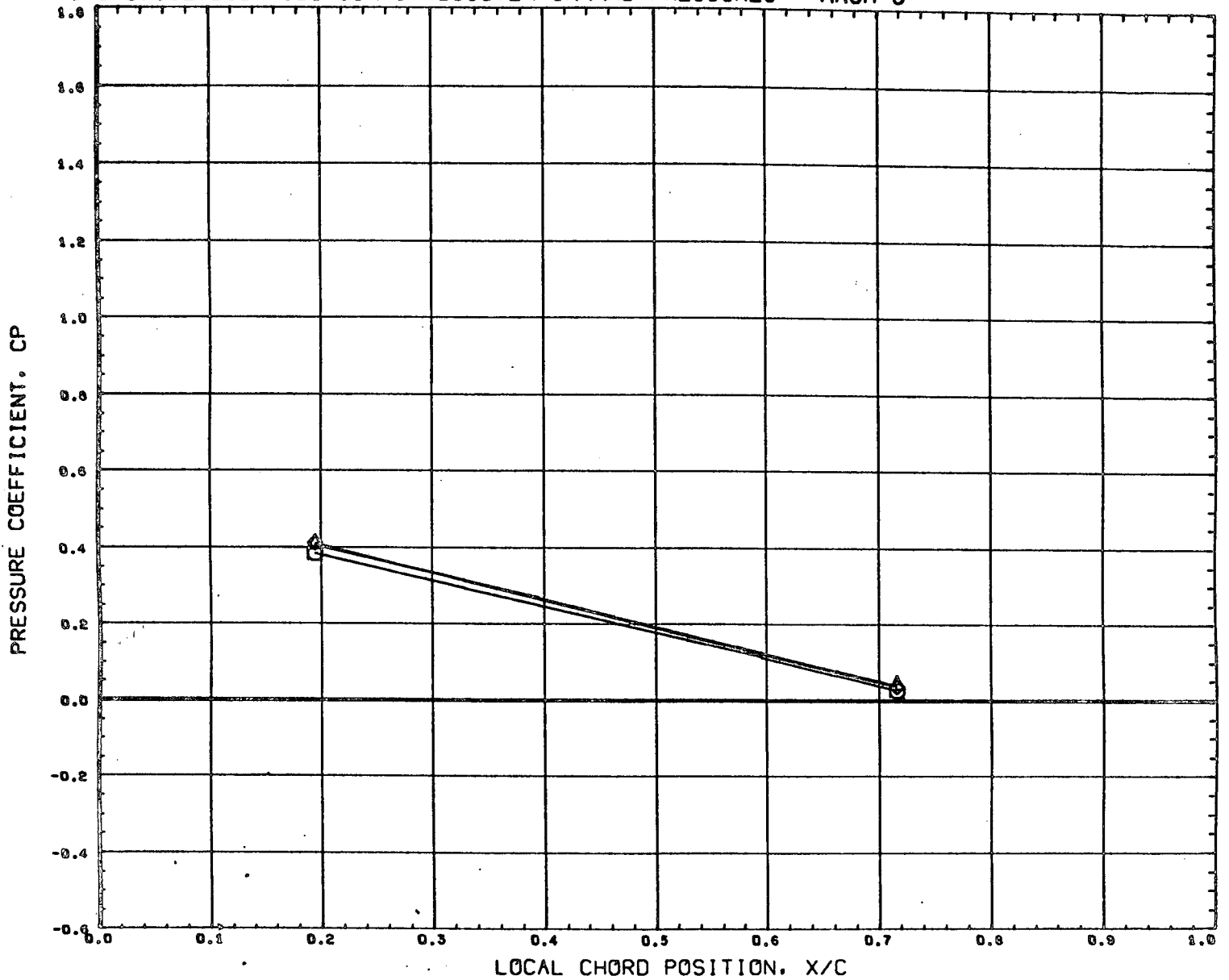
REFERENCE FILE

AEDC VA1163 MDAC BOOSTER (CANARD)

•DT8311•

PAGE 497

CHORDWISE DISTRIBUTION OF BOOSTER CANARD PRESSURES - MACH 3



SYMBOL	DELTA X	Y/B	DELTA Z
○	0.143	0.565	0.151
△	0.104		
◇	0.226		

PARAMETRIC VALUES			
BETA	0.000	ALPHAB	9.979
MACH	3.000	ALPHA I	0.000
ORBPOW	100.000	BSTPOW	90.000

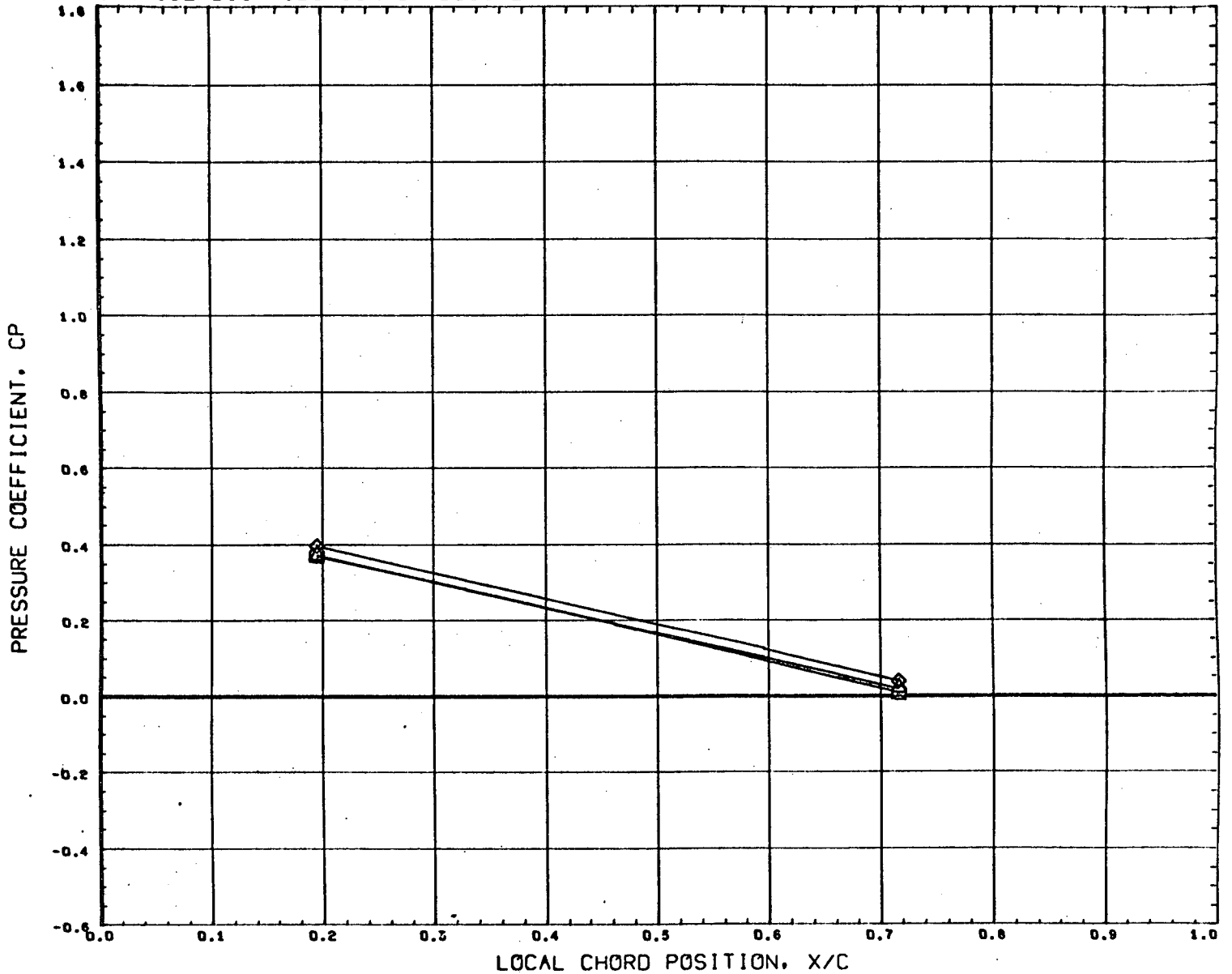
REFERENCE FILE

AEDC VA1163 MDAC BOOSTER (CANARD)

•DT8311•

PAGE 498

CHORDWISE DISTRIBUTION OF BOOSTER CANARD PRESSURES - MACH 3



SYMBOL	DELTA X	Y/B	DELTA Z
○	0.143	0.679	0.151
△	0.104		
◇	0.226		

PARAMETRIC VALUES			
BETA	0.000	ALPHAB	- 9.979
MACH	3.000	ALPHA1	0.000
ORBPOW	100.000	BSTPOW	50.000

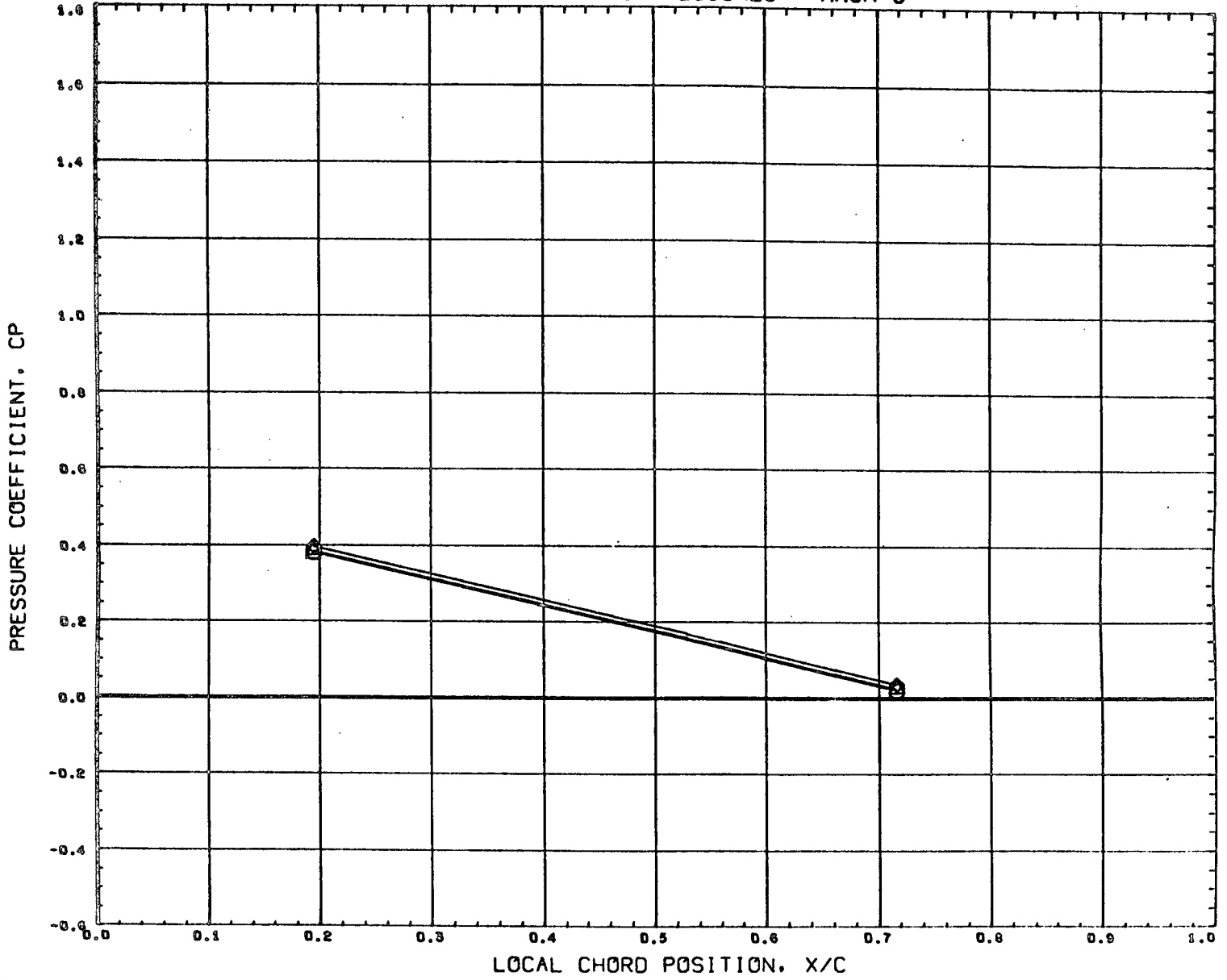
REFERENCE FILE

AEDC VA1163 MDAC BOOSTER (CANARD)

•DT8311•

PAGE 499

CHORDWISE DISTRIBUTION OF BOOSTER CANARD PRESSURES - MACH 3



SYMBOL	DELTA X	Y/B	DELTA Z
○	0.143	0.305	0.226
△	0.103		
◇	0.226		

PARAMETRIC VALUES			
BETA	0.000	ALPHAB	9.979
MACH	3.000	ALPHA I	0.000
ORBPOW	100.000	BSTPOW	90.000

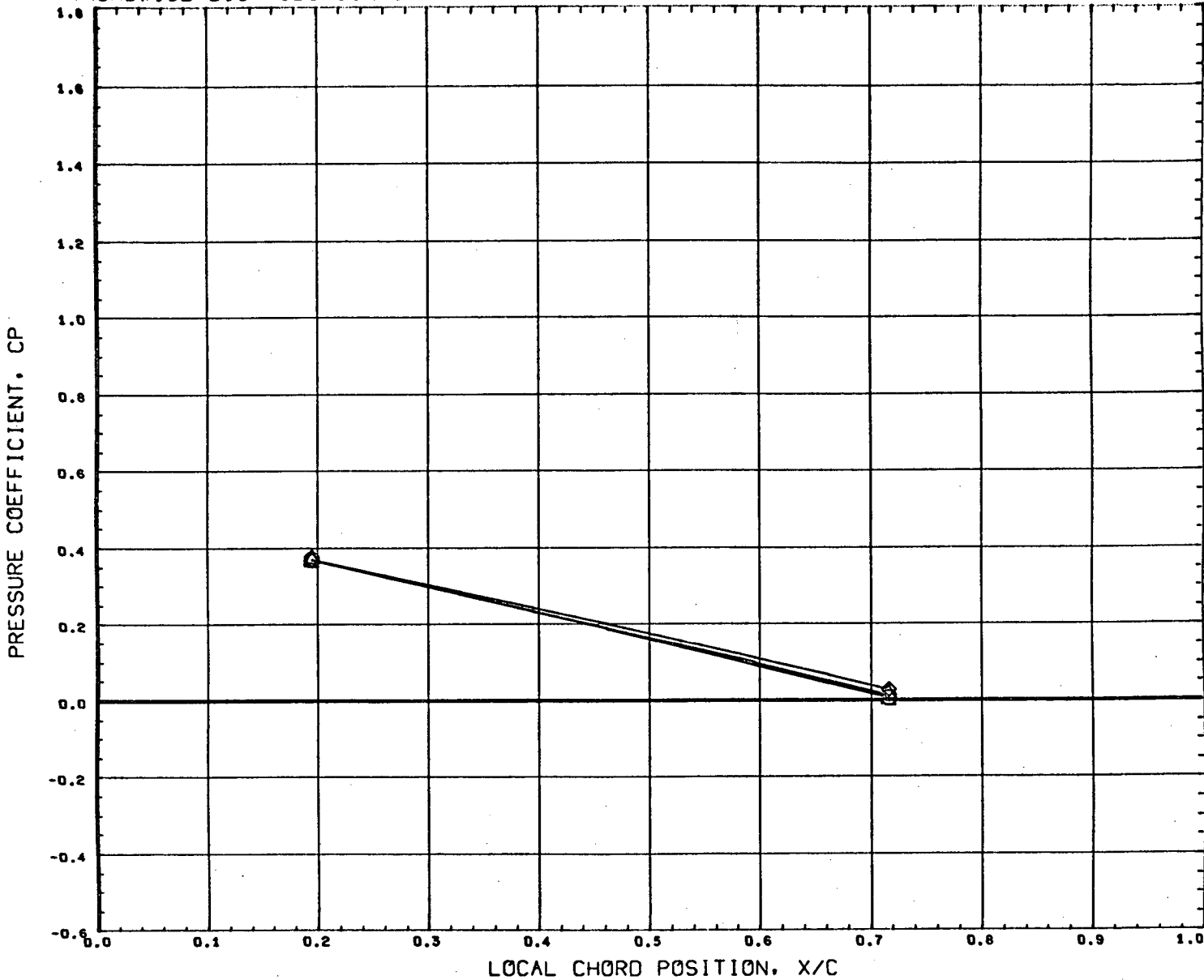
REFERENCE FILE

AEDC VA1163 MDAC BOOSTER (CANARD)

•DT8311•

PAGE 500

CHORDWISE DISTRIBUTION OF BOOSTER CANARD PRESSURES - MACH 3



SYMBOL	DELTA X	Y/B	DELTA Z
○	0.143	0.879	0.228
△	0.103		
◇	0.226		

PARAMETRIC VALUES			
BETA	0.000	ALPHAB	- 9.979
MACH	3.000	ALPHA1	0.000
ORBPOW	100.000	BSTPOW	50.000

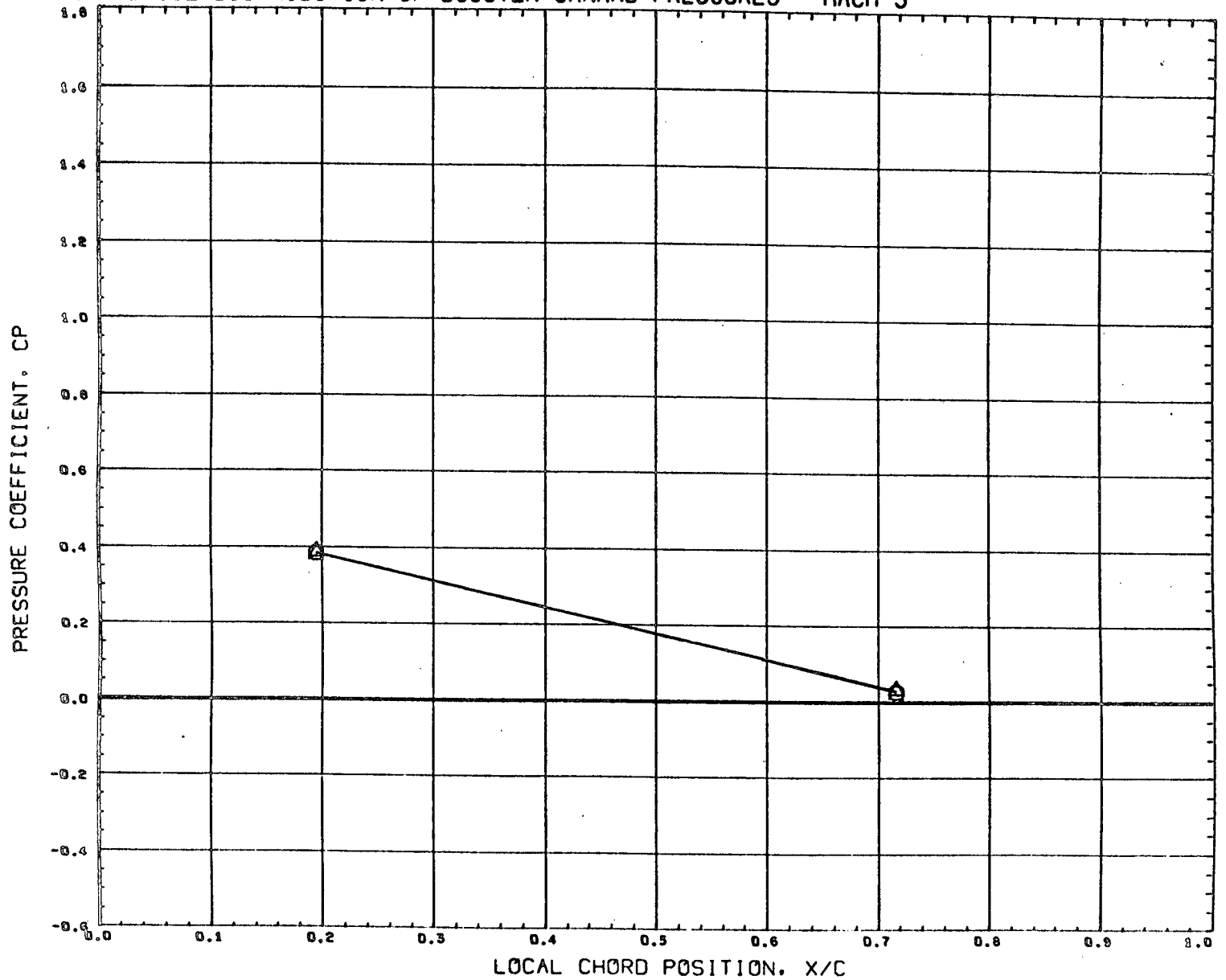
REFERENCE FILE

AEDC VA1163 MDAC BOOSTER (CANARD)

•DT8311•

PAGE 501

CHORDWISE DISTRIBUTION OF BOOSTER CANARD PRESSURES - MACH 3



SYMBOL	DELTA X	Y/B	DELTA Z
○	0.390	0.565	0.908
△	0.480		

PARAMETRIC VALUES		
BETA	0.000	ALPHAB - 0.979
MACH	3.000	ALPHA1 0.000
ORBPOW	100.000	BSTPOW 90.000

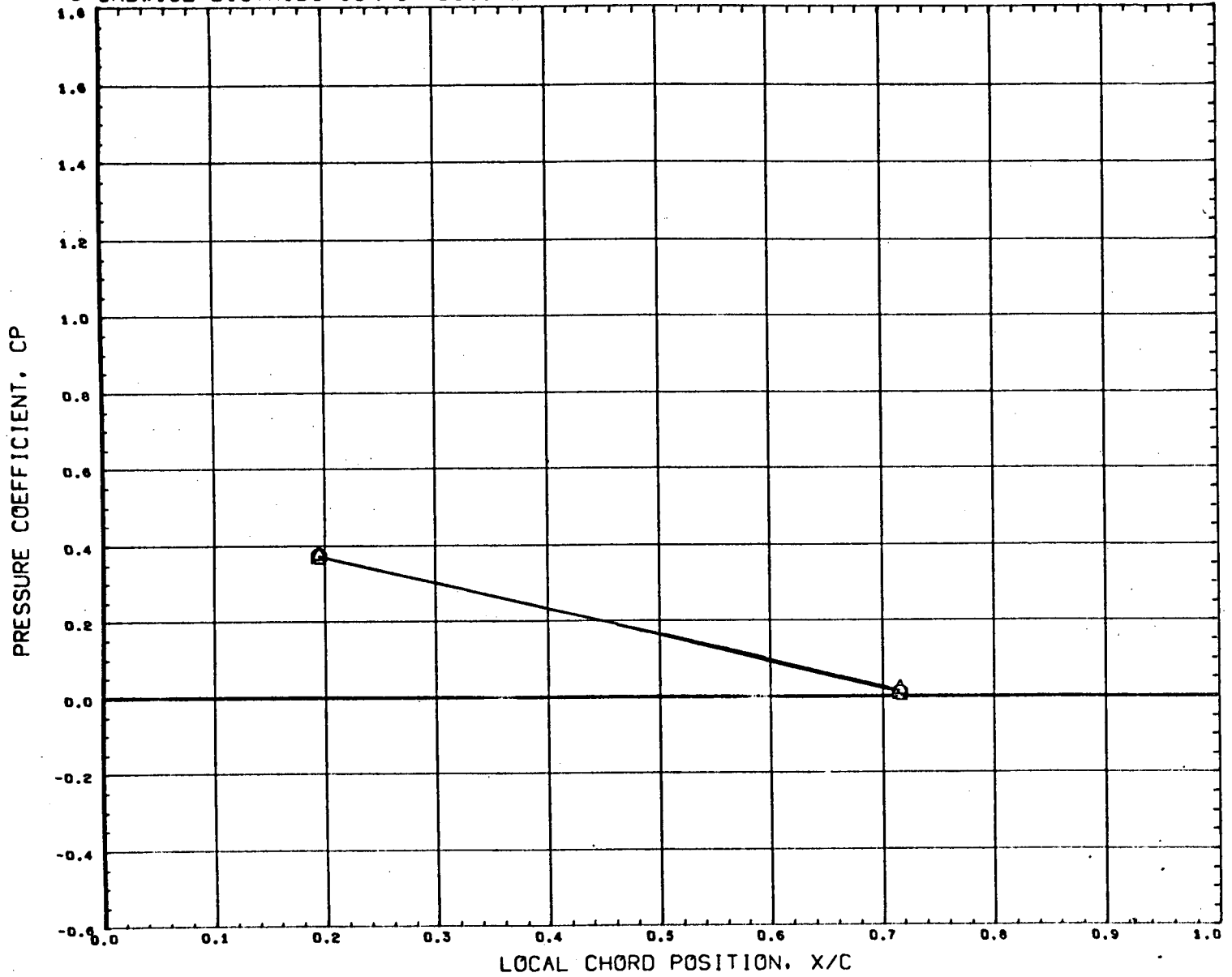
REFERENCE FILE

AEDC VA1163 MDAC BOOSTER (CANARD)

•DT8311•

PAGE 502

CHORDWISE DISTRIBUTION OF BOOSTER CANARD PRESSURES - MACH 3

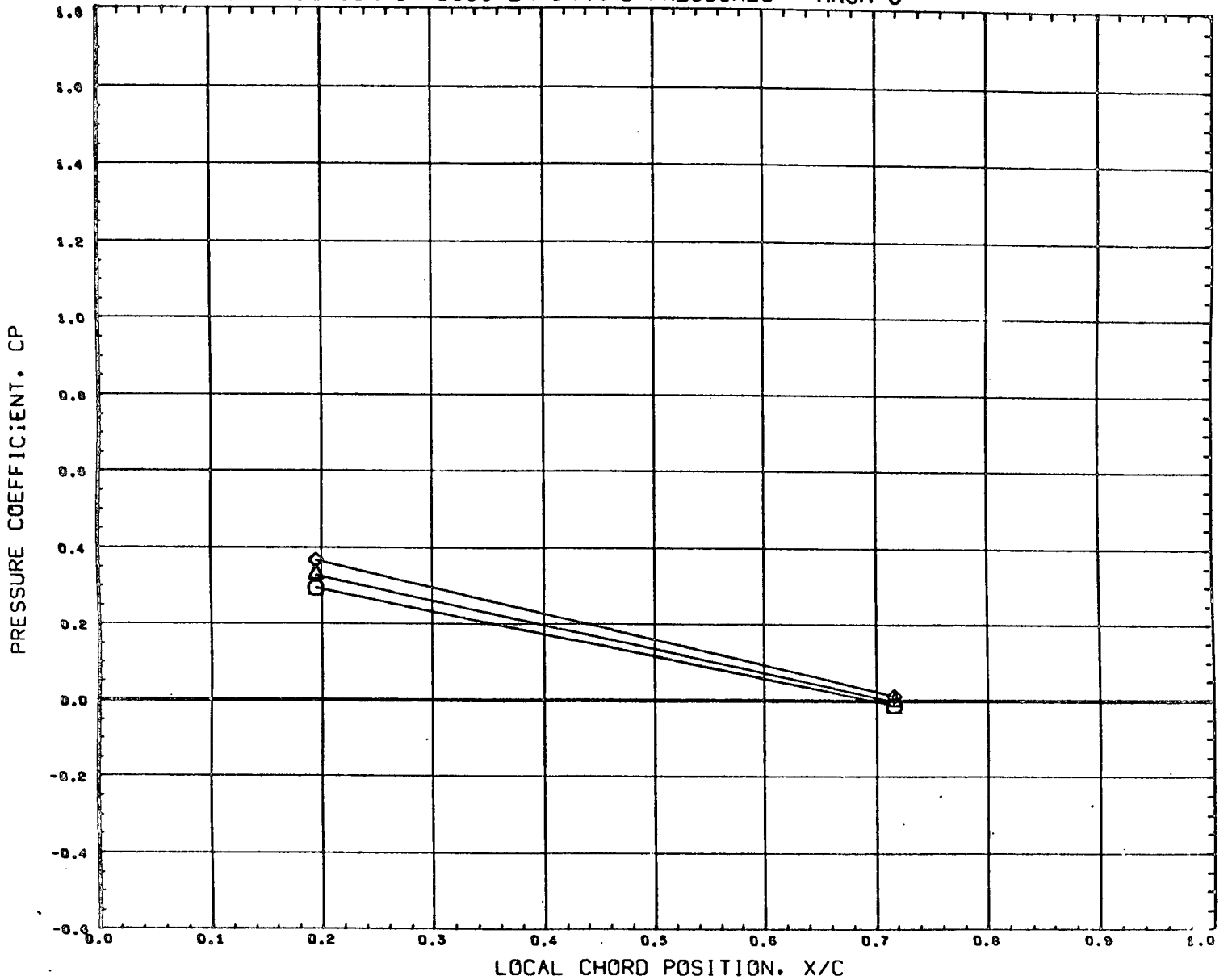


SYMBOL	DELTA X	Y/B	DELTA Z
□	- 0.390	0.679	0.908
△	0.480		

PARAMETRIC VALUES		
BETA	0.000	ALPHA - 9.979
MACH	3.000	ALPHA I 0.000
ORBPOW	100.000	BSTPOW 50.000

REFERENCE FILE

CHORDWISE DISTRIBUTION OF BOOSTER CANARD PRESSURES - MACH 3



SYMBOL	DELTA X	Y/B	DELTA Z
○	0.143	0.965	0.120
△	0.103		
◇	0.228		

PARAMETRIC VALUES			
BETA	0.000	ALPHAB	- 4.945
MACH	3.000	ALPHA1	0.000
ORBPOW	100.000	BSTPOW	50.000

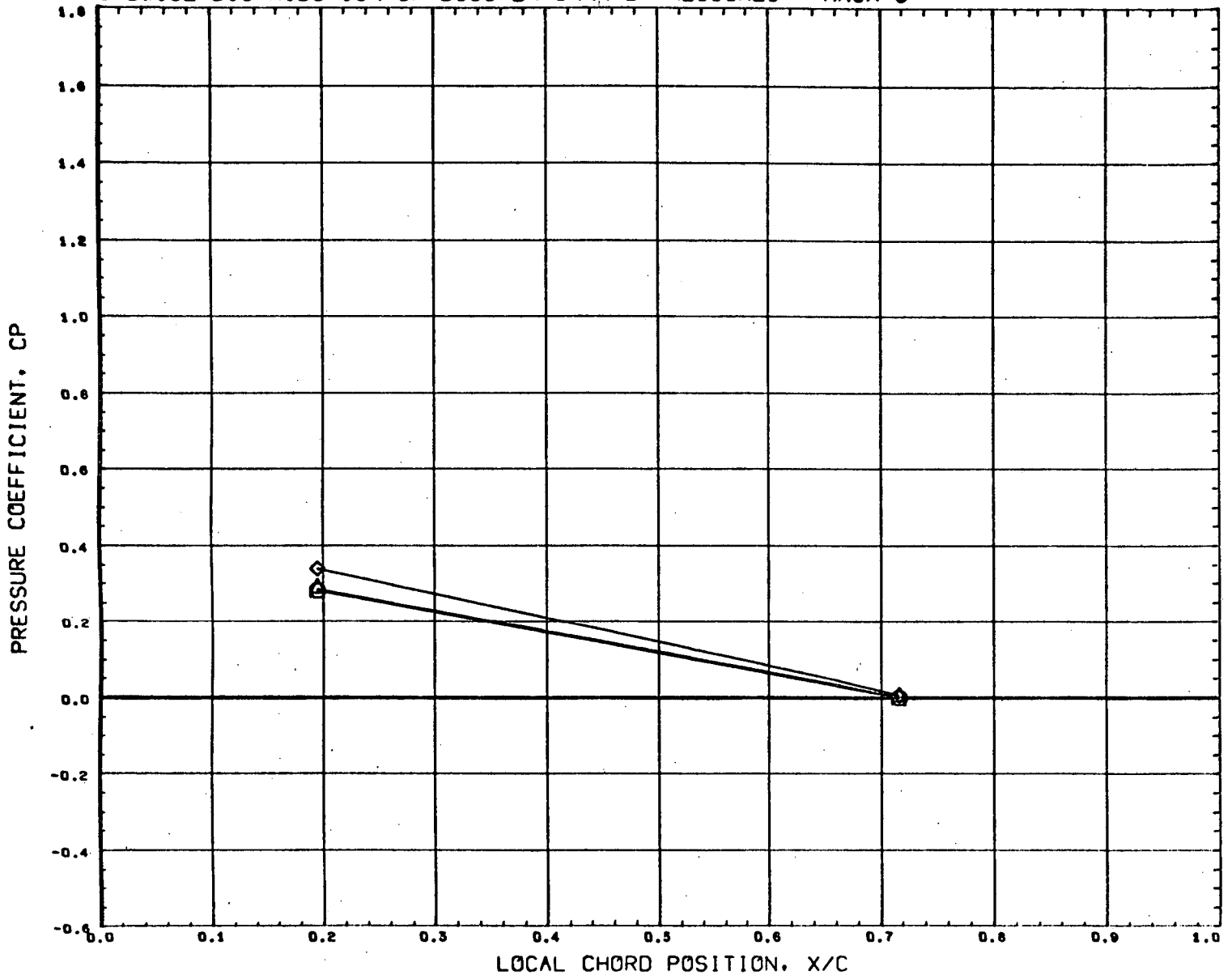
REFERENCE FILE

AEDC VA1163 MDAC BOOSTER (CANARD)

•DT8312•

PAGE 504

CHORDWISE DISTRIBUTION OF BOOSTER CANARD PRESSURES - MACH 3



SYMBOL	DELTA X	Y/B	DELTA Z
○	0.143	0.879	0.120
◇	0.103		
◇	0.228		

PARAMETRIC VALUES			
BETA	0.000	ALPHAB	- 4.945
MACH	3.000	ALPHA I	0.000
ORBPOW	100.000	BSTPOW	30.000

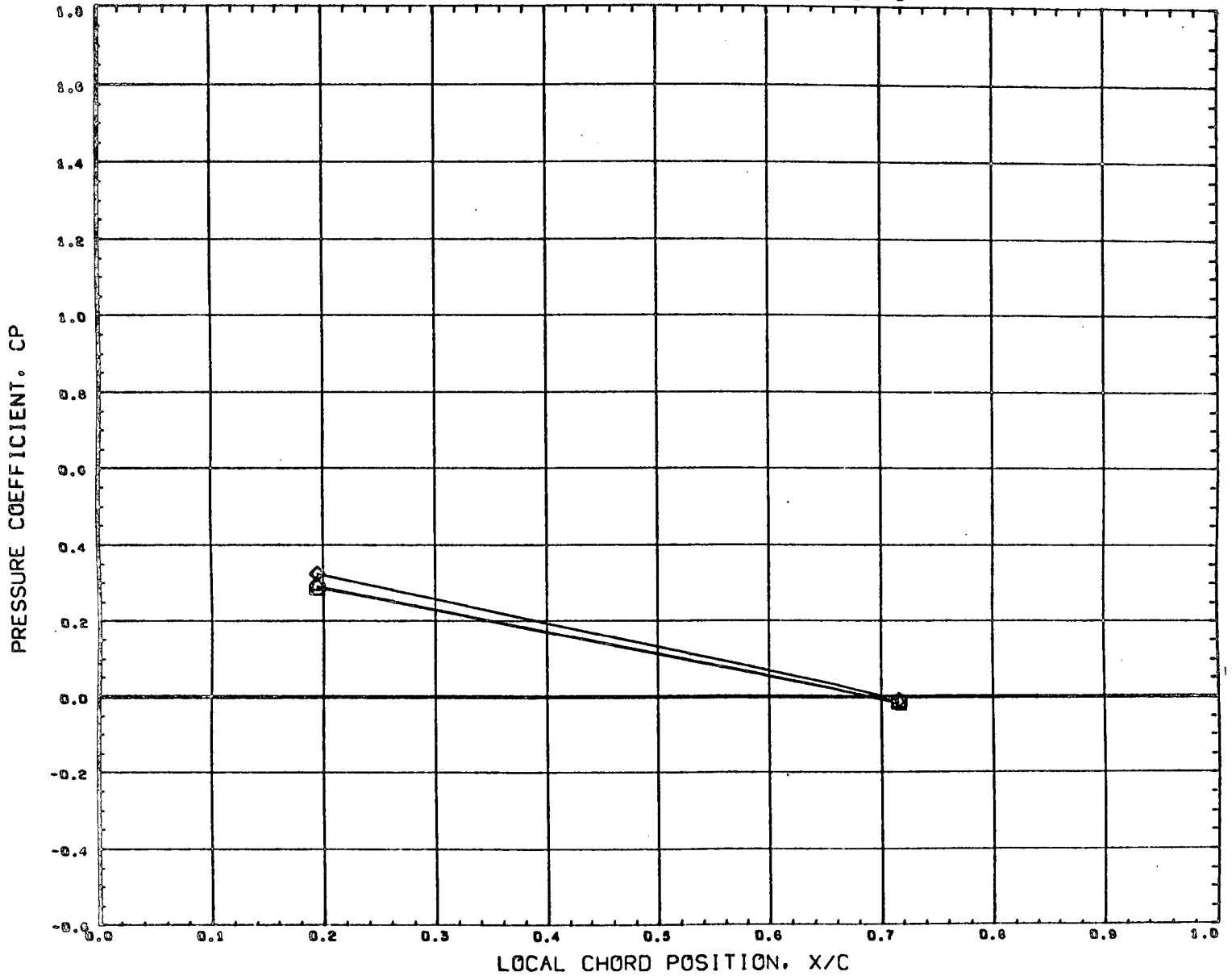
REFERENCE FILE

AEDC VA1163 MDAC BOOSTER (CANARD)

•DT8312•

PAGE 505

CHORDWISE DISTRIBUTION OF BOOSTER CANARD PRESSURES - MACH 3

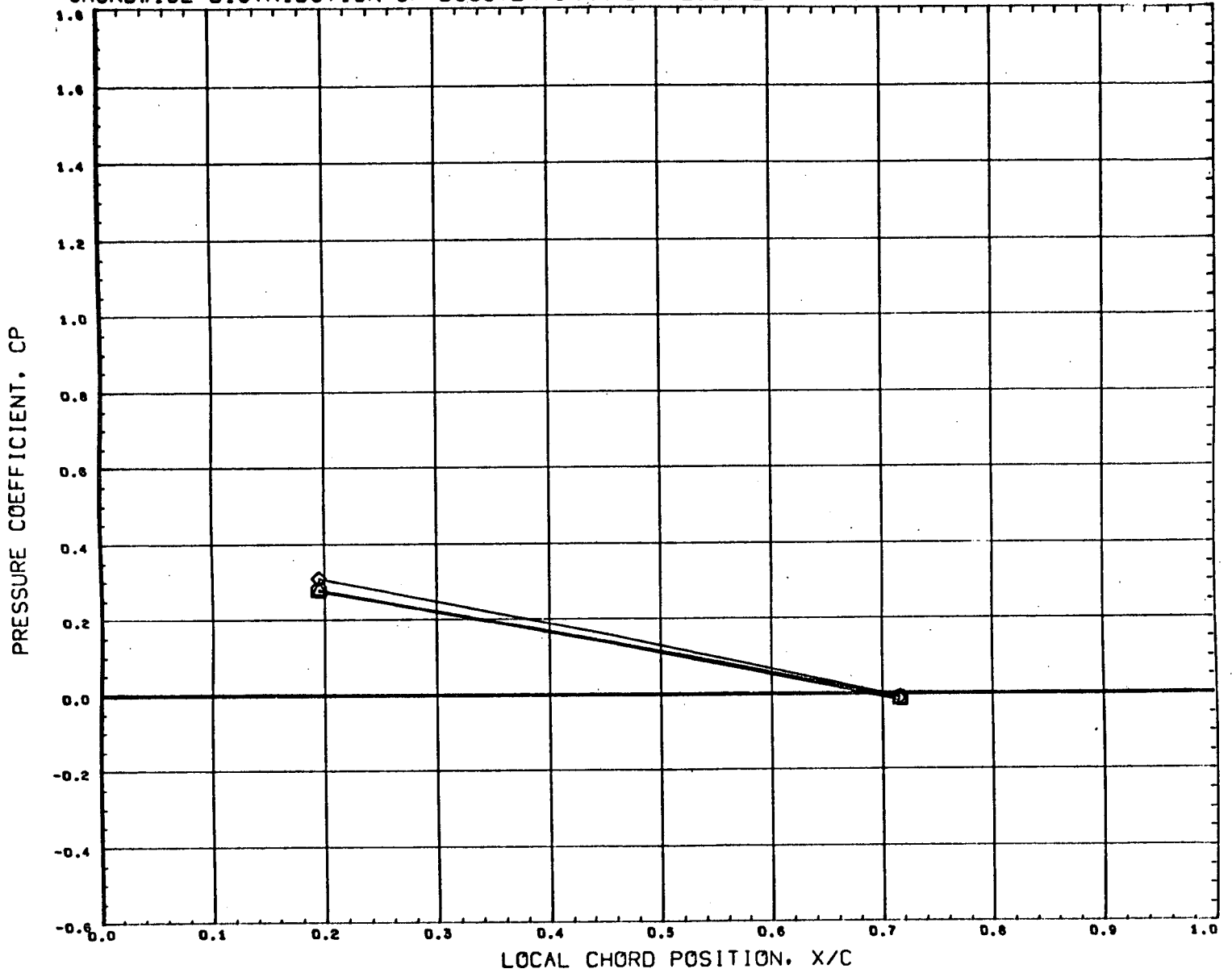


SYMBOL	DELTA X	Y/B	DELTA Z
□	0.143	0.365	0.151
△	0.103		
◇	0.227		

PARAMETRIC VALUES			
BETA	0.000	ALPHA B	- 4.945
MACH	3.000	ALPHA I	0.000
ORBPOW	100.000	BSTPOW	90.000

REFERENCE FILE

CHORDWISE DISTRIBUTION OF BOOSTER CANARD PRESSURES - MACH 3



SYMBOL	DELTA X	Y/B	DELTA Z
○	0.143	0.879	0.151
△	0.103		
◇	0.227		

PARAMETRIC VALUES			
BETA	0.000	ALPHAB	- 4.945
MACH	3.000	ALPHA1	0.000
ORBPOW	100.000	BSTPOW	50.000

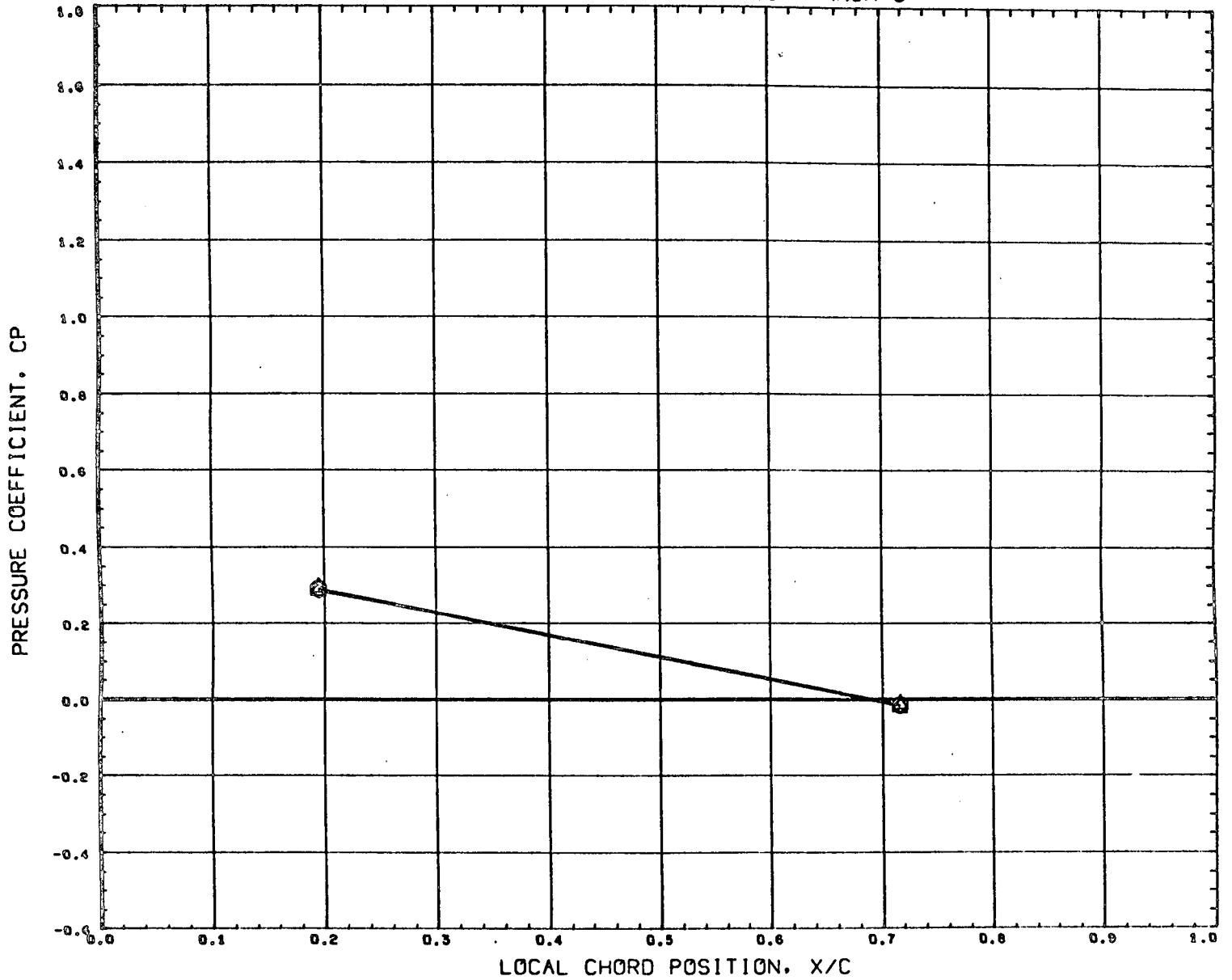
REFERENCE FILE

AEDC VA1163 MDAC BOOSTER (CANARD)

•DT8312•

PAGE 507

CHORDWISE DISTRIBUTION OF BOOSTER CANARD PRESSURES - MACH 3



SYMBOL	DELTA X	Y/B	DELTA Z
○	0.143	0.565	0.228
△	0.103		
◇	0.228		

PARAMETRIC VALUES			
BETA	0.000	ALPHAB	- 4.045
MACH	3.000	ALPHA I	0.000
ORBPOW	100.000	BSTPOW	50.000

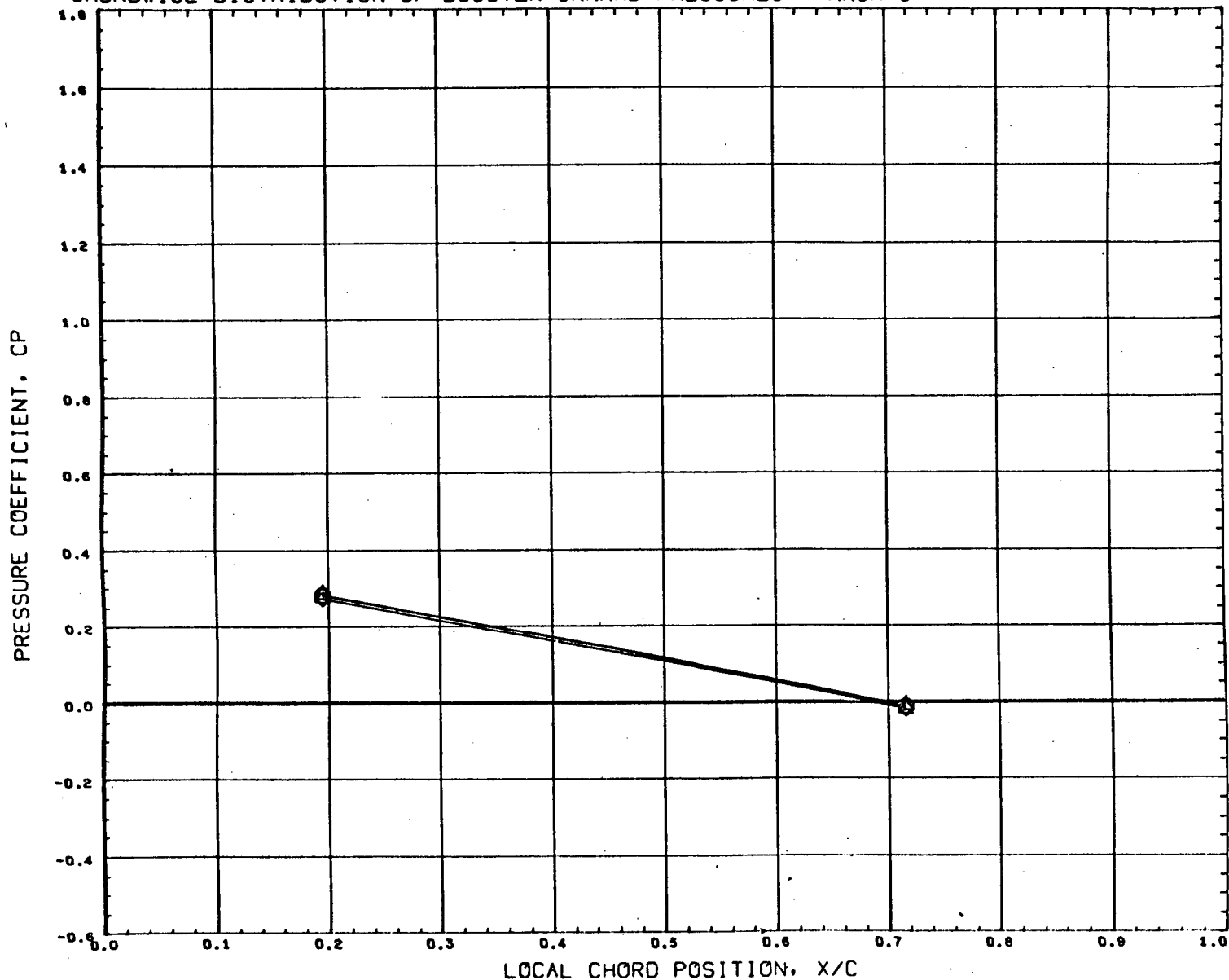
REFERENCE FILE

AEDC VA1163 MDAC BOOSTER (CANARD)

•DT8312•

PAGE 508

CHORDWISE DISTRIBUTION OF BOOSTER CANARD PRESSURES - MACH 3



SYMBOL	DELTA X	Y/B	DELTA Z
○	0.143	0.879	0.228
△	0.103		
◇	0.226		

PARAMETRIC VALUES			
BETA	0.000	ALPHA B	- 4.945
MACH	3.000	ALPHA 1	0.000
ORBPOW	100.000	BSTPOW	50.000

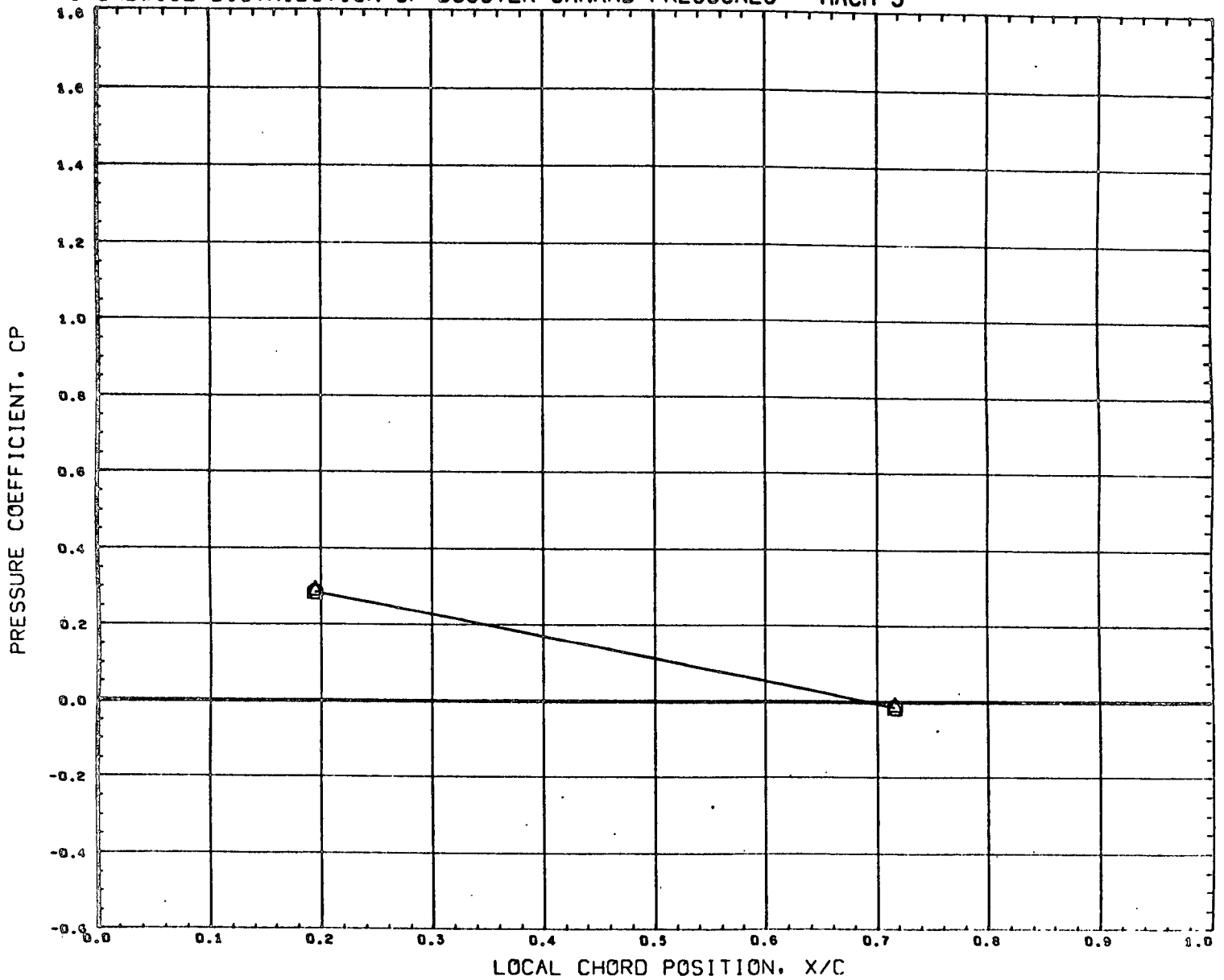
REFERENCE FILE

AEDC VA1163 MDAC BOOSTER (CANARD)

•DT8312•

PAGE 509

CHORDWISE DISTRIBUTION OF BOOSTER CANARD PRESSURES - MACH 3



SYMBOL	DELTA X	Y/B	DELTA Z
○	0.390	0.965	0.908
△	0.478		

PARAMETRIC VALUES		
BETA	0.000	ALPHAB - 4.945
MACH	3.000	ALPHA1 0.000
ORBPOW	100.000	BSTPOW 50.000

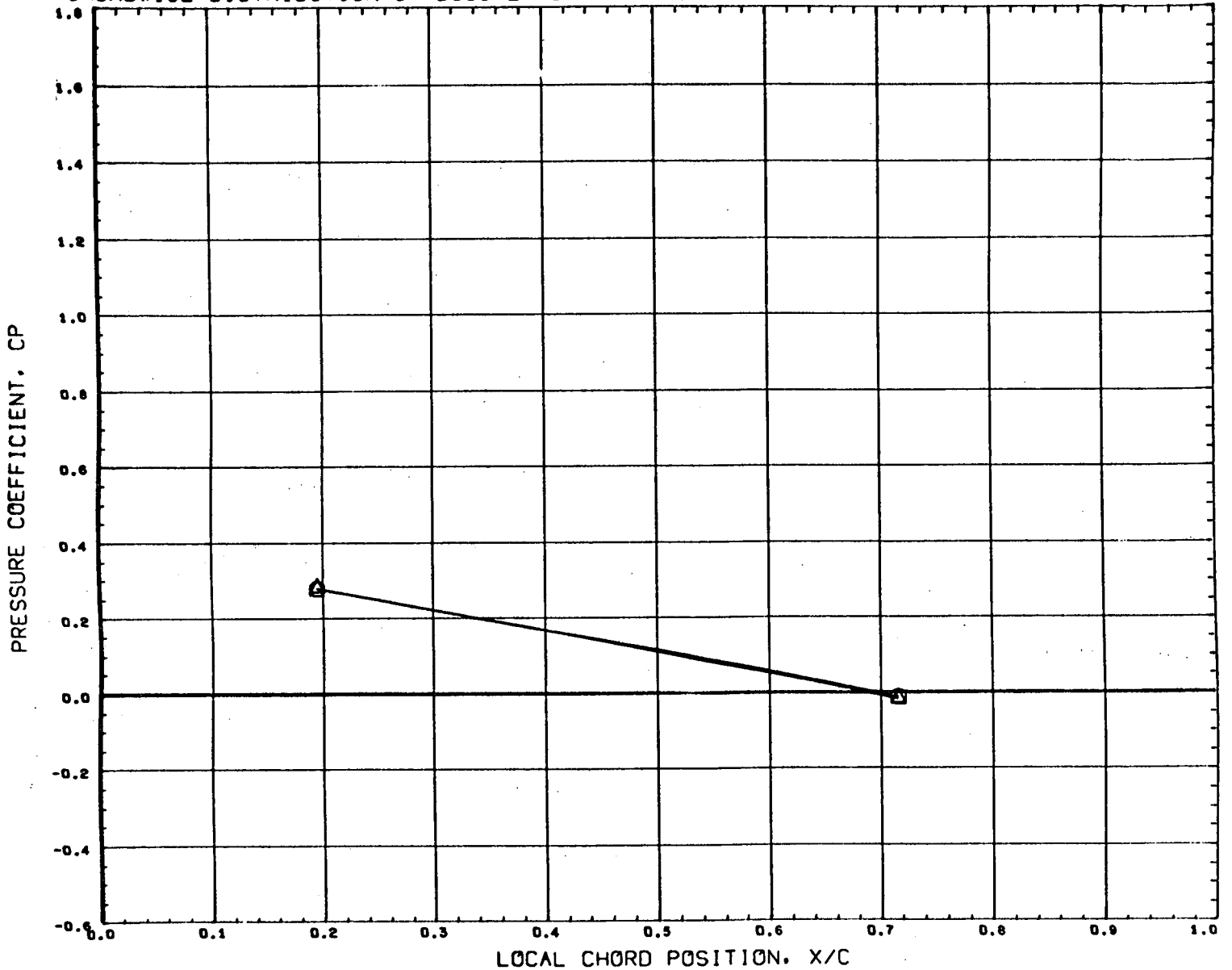
REFERENCE FILE

AEDC VA1163 MDAC BOOSTER (CANARD)

•DT8312•

PAGE 510

CHORDWISE DISTRIBUTION OF BOOSTER CANARD PRESSURES - MACH 3



SYMBOL	DELTA X	Y/B	DELTA Z
○	- 0.390	0.879	0.908
△	0.478		

PARAMETRIC VALUES			
BETA	0.000	ALPHAB	- 4.945
MACH	3.000	ALPHA1	0.000
ORBPOW	100.000	BSTPOW	50.000

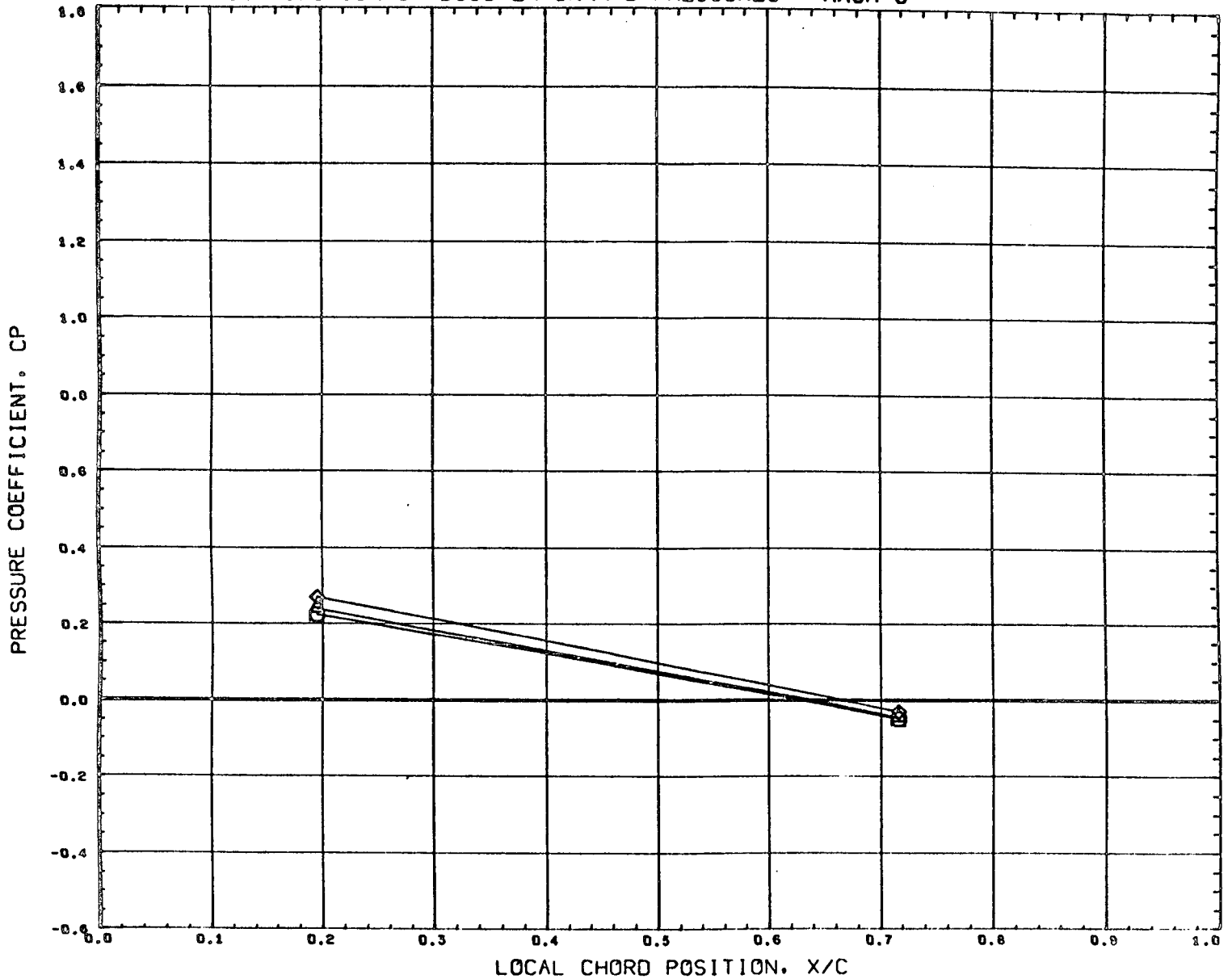
REFERENCE FILE

AEDC VA1163 MDAC BOOSTER (CANARD)

•DT8312•

PAGE 511

CHORDWISE DISTRIBUTION OF BOOSTER CANARD PRESSURES - MACH 3



SYMBOL	DELTA X	Y/B	DELTA Z
○	0.143	0.965	0.120
△	0.102		
◇	0.228		

PARAMETRIC VALUES			
BETA	0.000	ALPHA B	0.008
MACH	3.000	ALPHA I	0.000
ORBPOW	100.000	BSTPOW	50.000

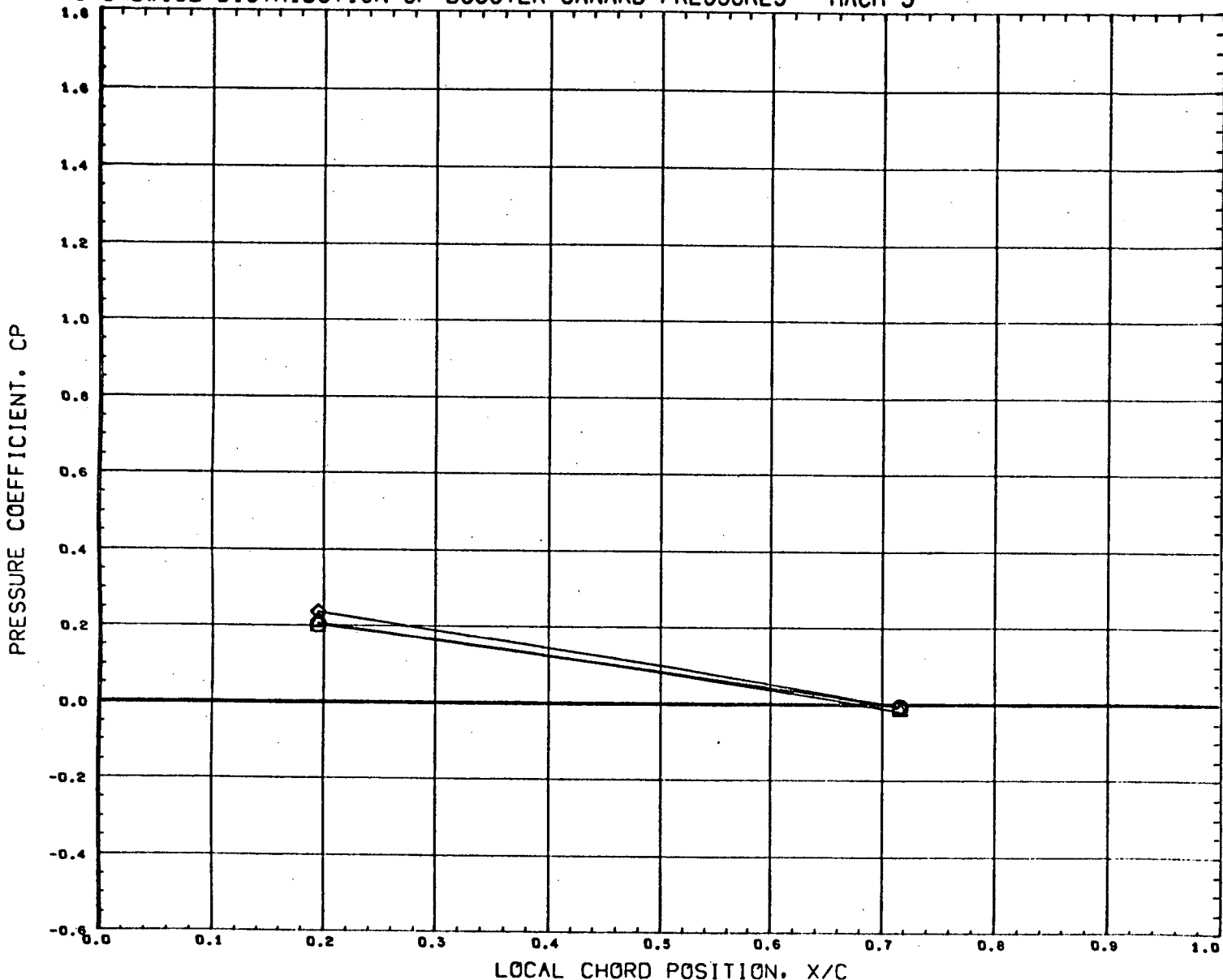
REFERENCE FILE

AEDC VA1163 MDAC BOOSTER (CANARD)

•DT8313•

PAGE 512

CHORDWISE DISTRIBUTION OF BOOSTER CANARD PRESSURES - MACH 3



SYMBOL	DELTA X	Y/B	DELTA Z
△	0.143	0.879	0.120
◇	0.102		
◇	0.228		

PARAMETRIC VALUES			
BETA	0.000	ALPHA B	0.008
MACH	3.000	ALPHA I	0.000
ORBPOW	100.000	BSTPOW	50.000

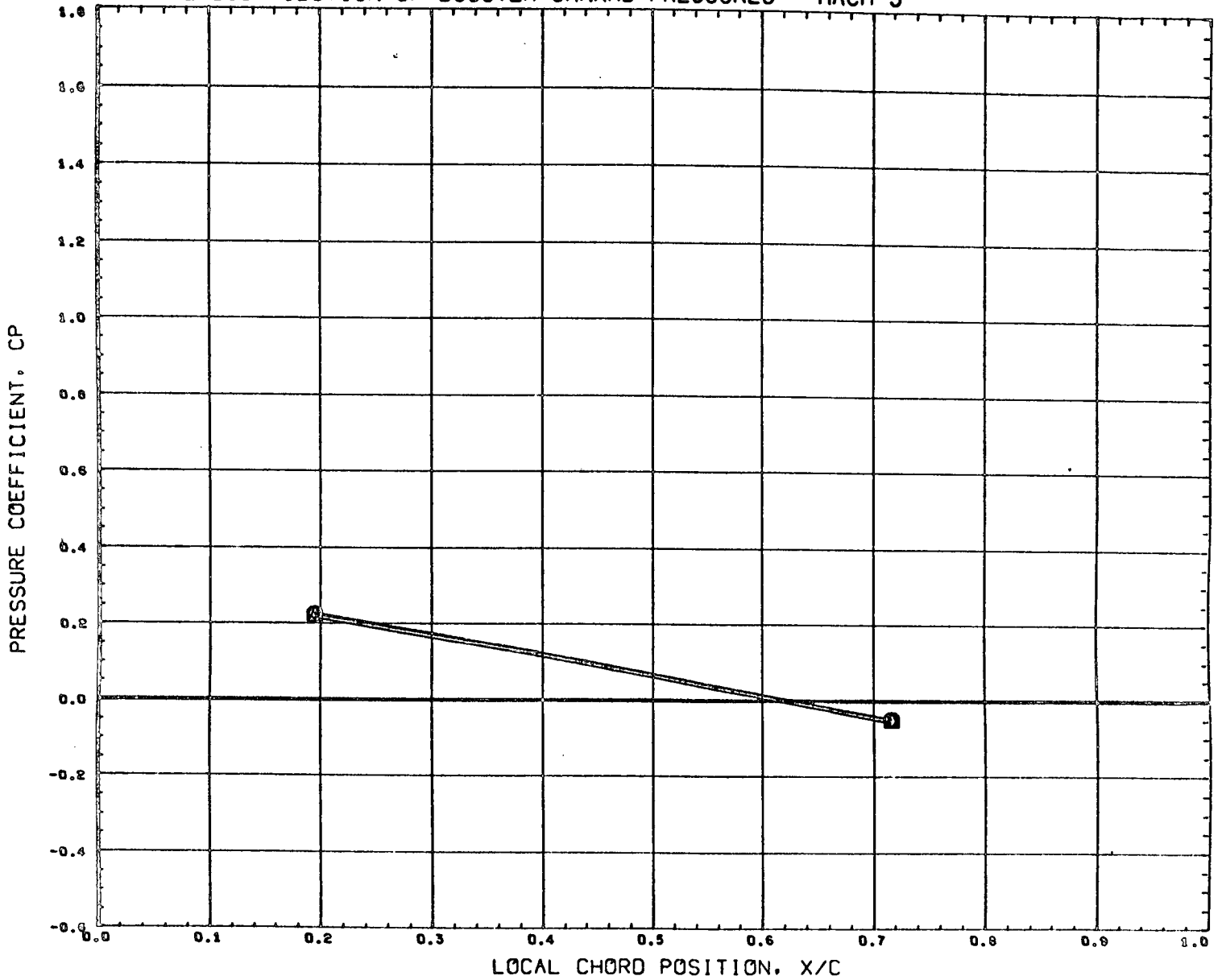
REFERENCE FILE

AEDC VA1163 MDAC BOOSTER (CANARD)

•DT8313•

PAGE 513

CHORDWISE DISTRIBUTION OF BOOSTER CANARD PRESSURES - MACH 3



SYMBOL	DELTA X	Y/B	DELTA Z
○	0.144	0.965	0.151
△	0.103		
◇	0.225		

PARAMETRIC VALUES			
BETA	0.000	ALPHAB	0.000
MACH	3.000	ALPHA I	0.000
ORBPOW	100.000	BSTPOW	90.000

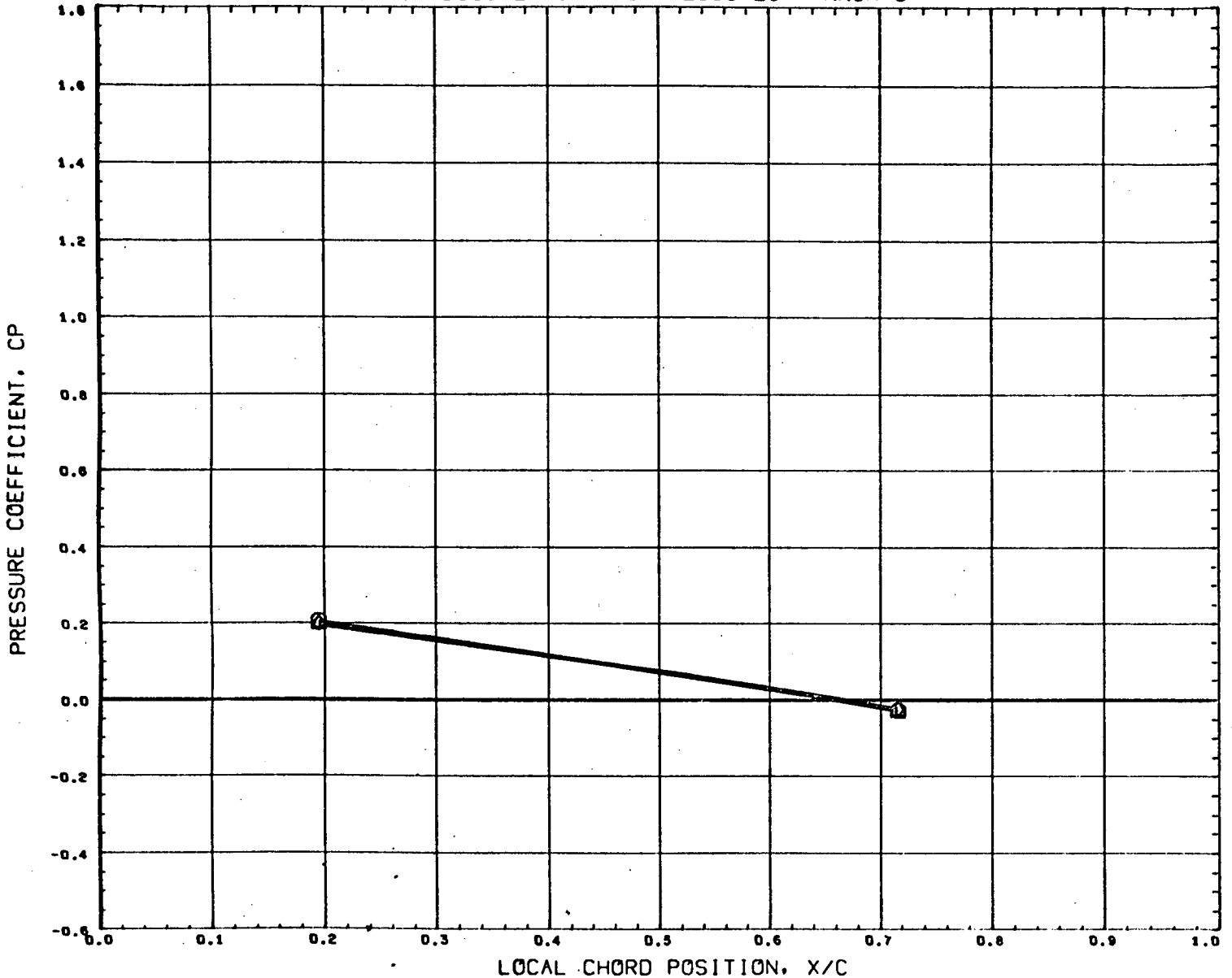
REFERENCE FILE

AEDC VA1163 MDAC BOOSTER (CANARD)

•DT8313•

PAGE 514

CHORDWISE DISTRIBUTION OF BOOSTER CANARD PRESSURES - MACH 3

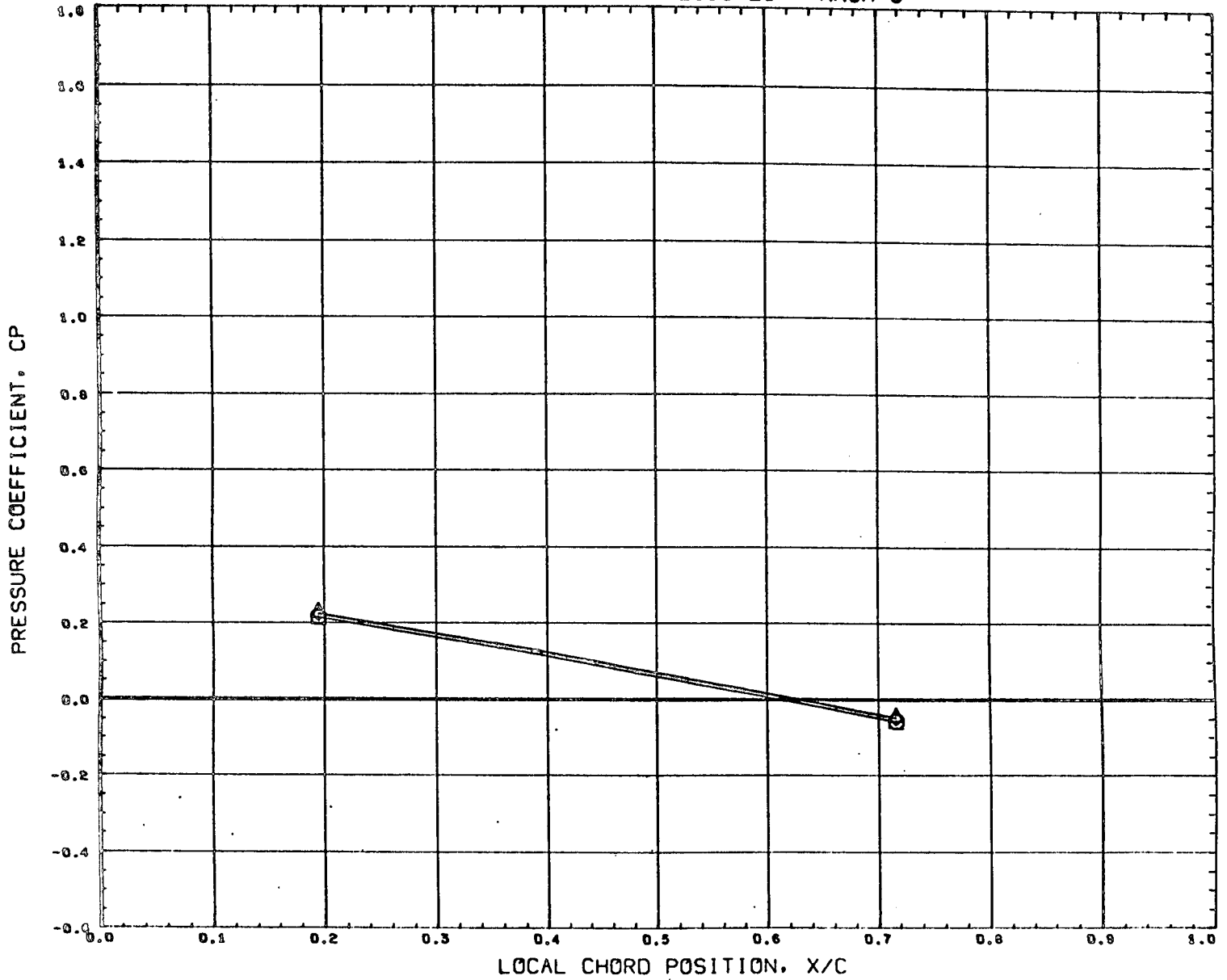


SYMBOL	DELTA X	Y/B	DELTA Z
○	0.144	0.879	0.151
△	0.103		
◇	0.225		

PARAMETRIC VALUES			
BETA	0.000	ALPHAB	0.008
MACH	3.000	ALPHA1	0.000
ORBPOW	100.000	BSTPOW	90.000

REFERENCE FILE

CHORDWISE DISTRIBUTION OF BOOSTER CANARD PRESSURES - MACH 3



SYMBOL	DELTA X	Y/B	DELTA Z
○	0.144	0.565	0.228
△	0.103		
◇	0.227		

PARAMETRIC VALUES			
BETA	0.000	ALPHA B	0.008
MACH	3.000	ALPHA I	0.000
ORBPOW	100.000	BSTPOW	50.000

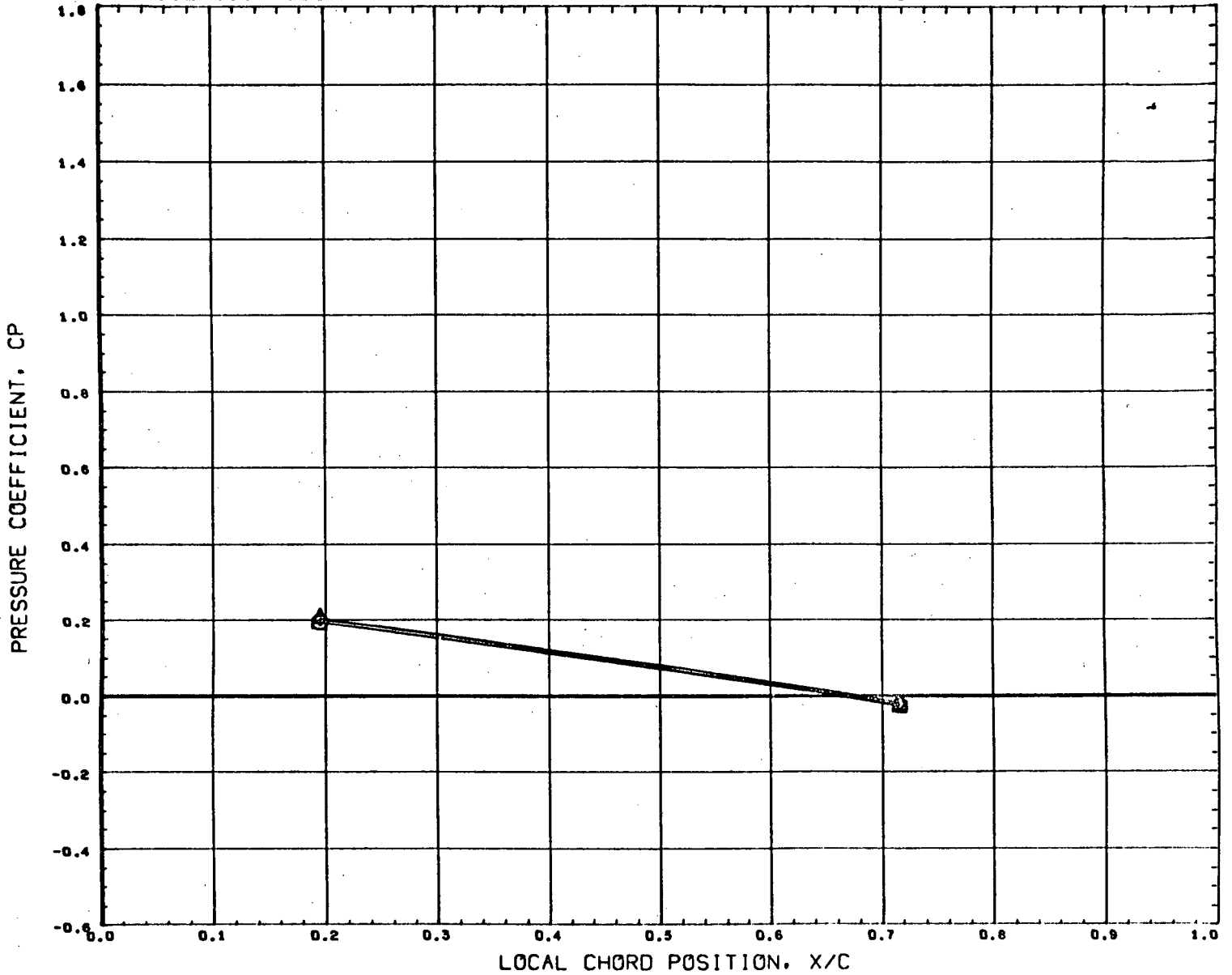
REFERENCE FILE

AEDC VA1163 MDAC BOOSTER (CANARD)

•DT8313•

PAGE 516

CHORDWISE DISTRIBUTION OF BOOSTER CANARD PRESSURES - MACH 3



SYMBOL	DELTA X	Y/B	DELTA Z
○	0.144	0.879	0.228
△	0.103		
◇	0.227		

PARAMETRIC VALUES			
BETA	0.000	ALPHAB	0.008
MACH	3.000	ALPHA I	0.000
ORDPOW	100.000	BSTPOW	50.000

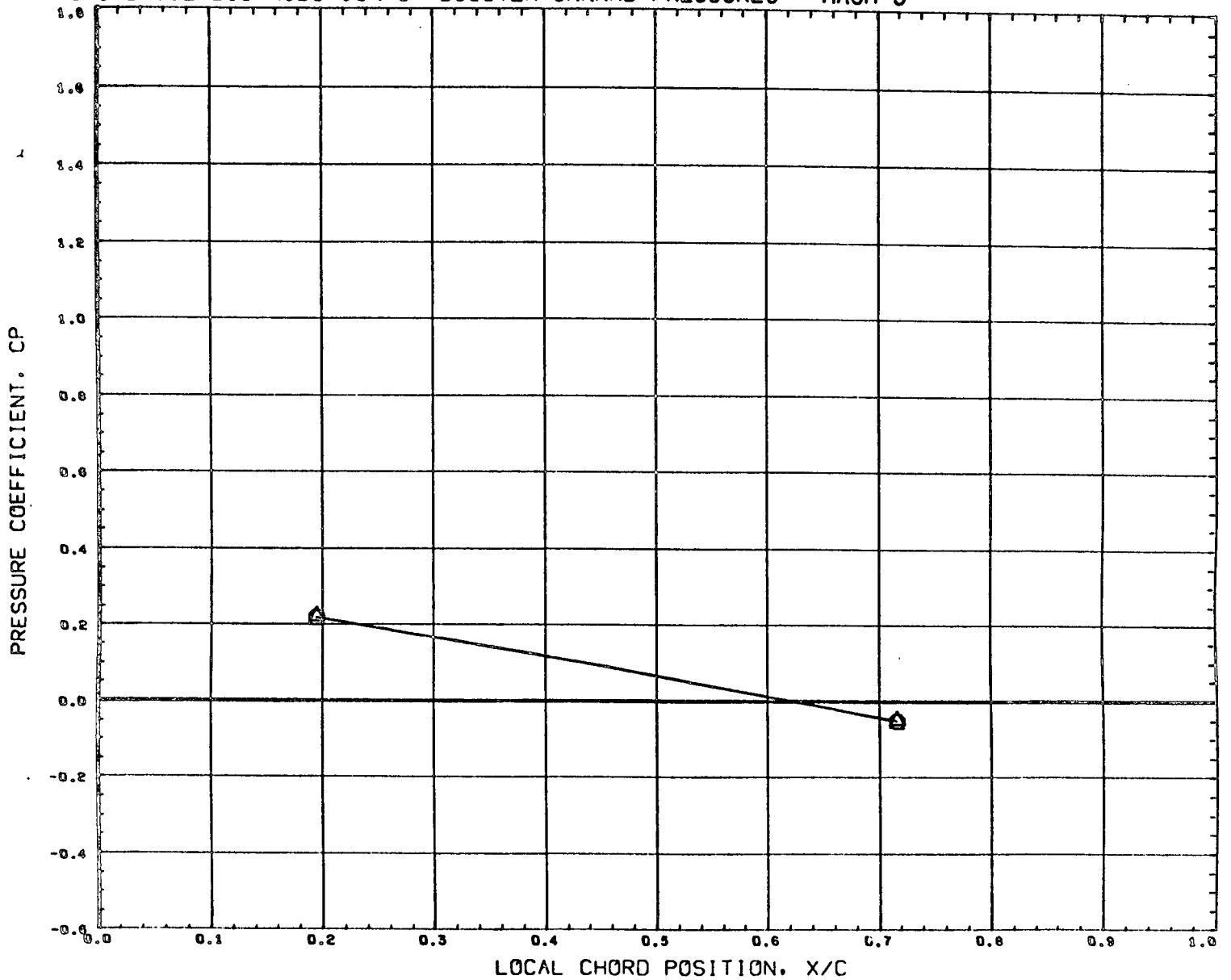
REFERENCE FILE

AEDC VA1163 MDAC BOOSTER (CANARD)

•DT8313•

PAGE 517

CHORDWISE DISTRIBUTION OF BOOSTER CANARD PRESSURES - MACH 3

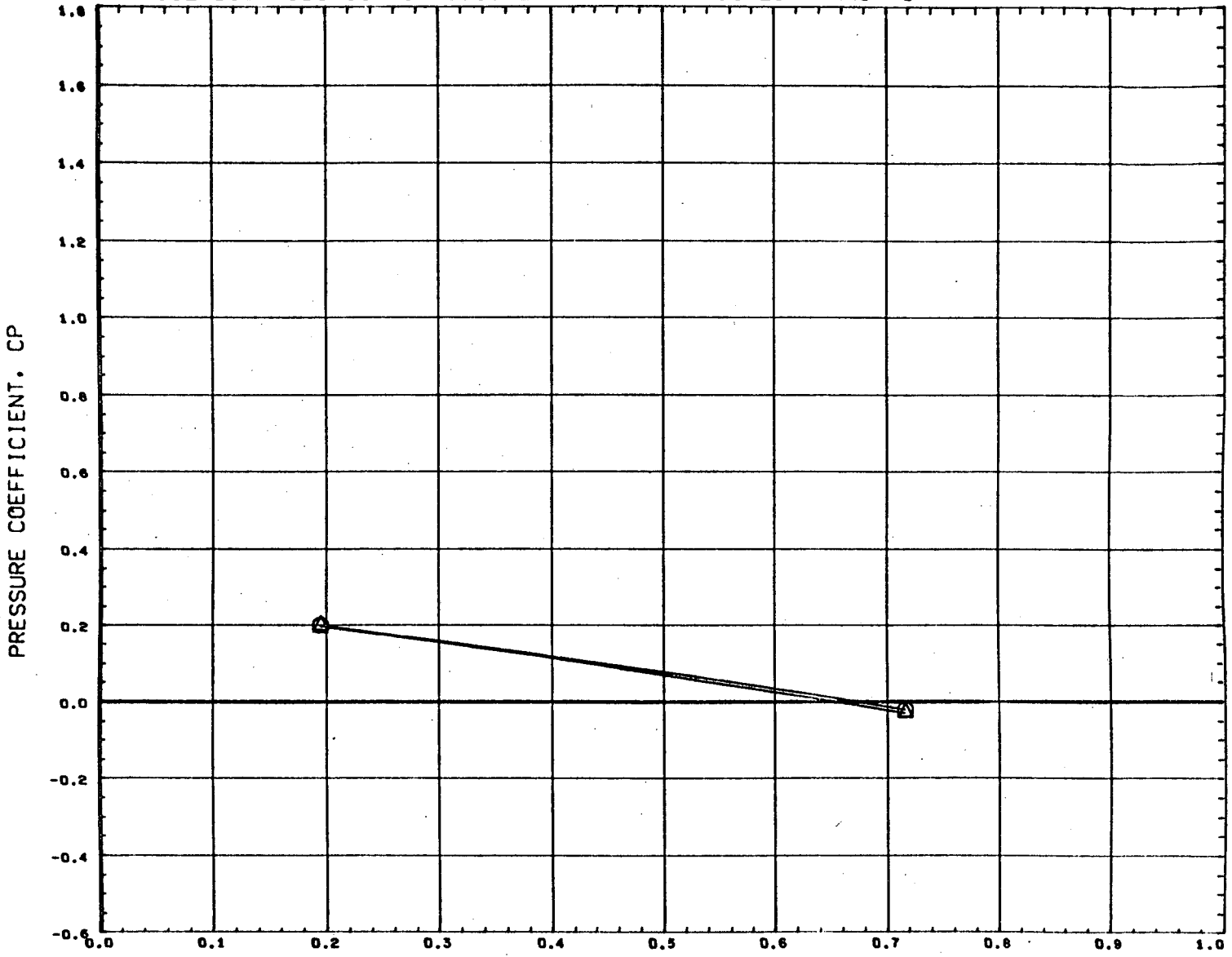


SYMBOL	DELTA X	Y/B	DELTA Z
○	0.390	0.565	0.908
△	0.479		

PARAMETRIC VALUES			
BETA	0.000	ALPHA B	0.009
MACH	3.000	ALPHA I	0.000
ORBPOW	100.000	BSTPOW	90.000

REFERENCE FILE

CHORDWISE DISTRIBUTION OF BOOSTER CANARD PRESSURES - MACH 3



SYMBOL	DELTA X	Y/B	DELTA Z
○	0.390	0.879	0.908
△	0.479		

PARAMETRIC VALUES			
BETA	0.000	ALPHA B	0.008
MACH	3.000	ALPHA I	0.000
ORBPOW	100.000	ESTPOW	50.000

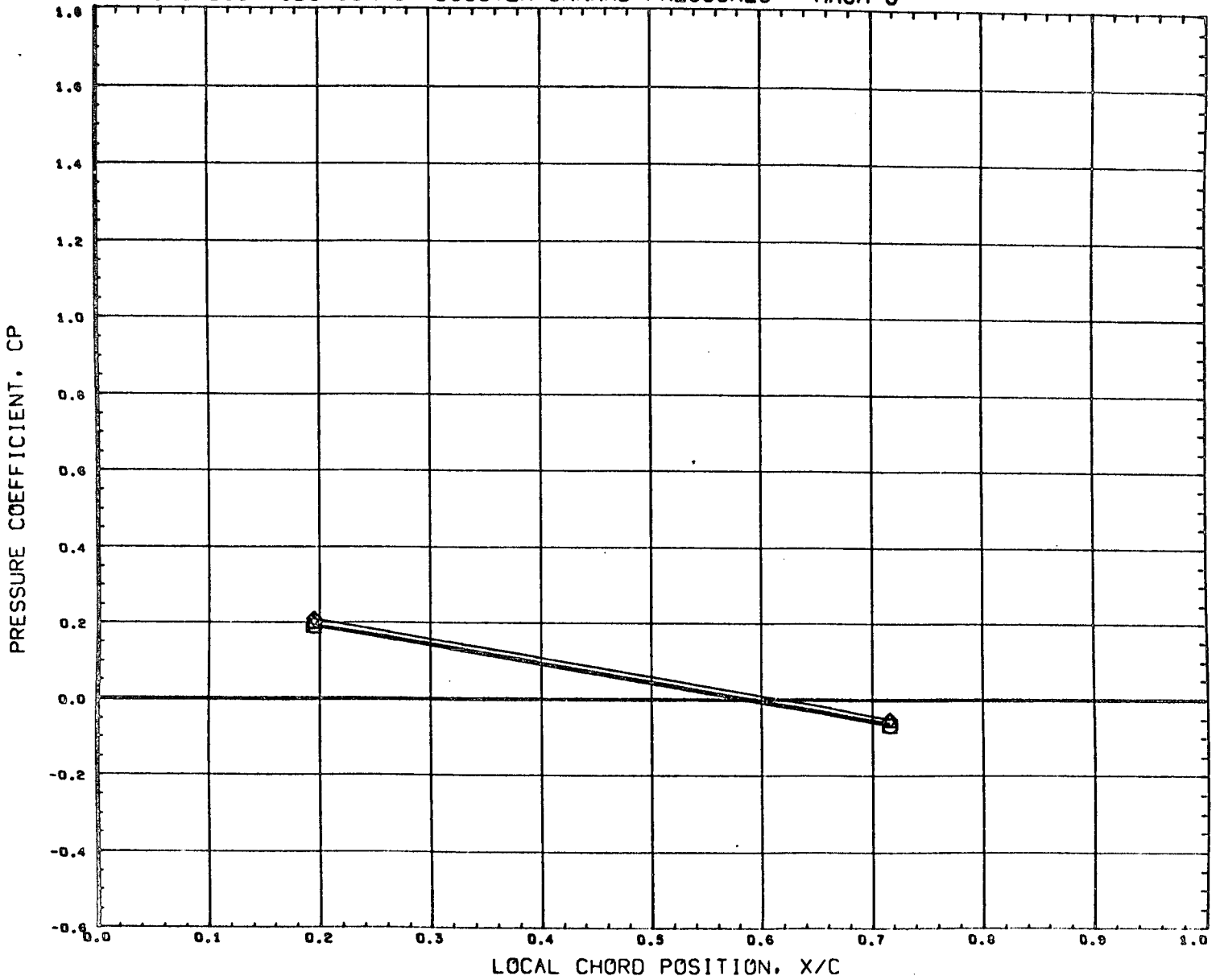
REFERENCE FILE

AEDC VA1163 MDAC BOOSTER (CANARD)

•DT8313•

PAGE 519

CHORDWISE DISTRIBUTION OF BOOSTER CANARD PRESSURES - MACH 3



SYMBOL	DELTA X	Y/B	DELTA Z
○	0.143	0.365	0.120
△	0.103		
◇	0.226		

PARAMETRIC VALUES			
BETA	0.000	ALPHA B	3.017
MACH	3.000	ALPHA I	0.000
ORBPOW	100.000	BSTPOW	50.000

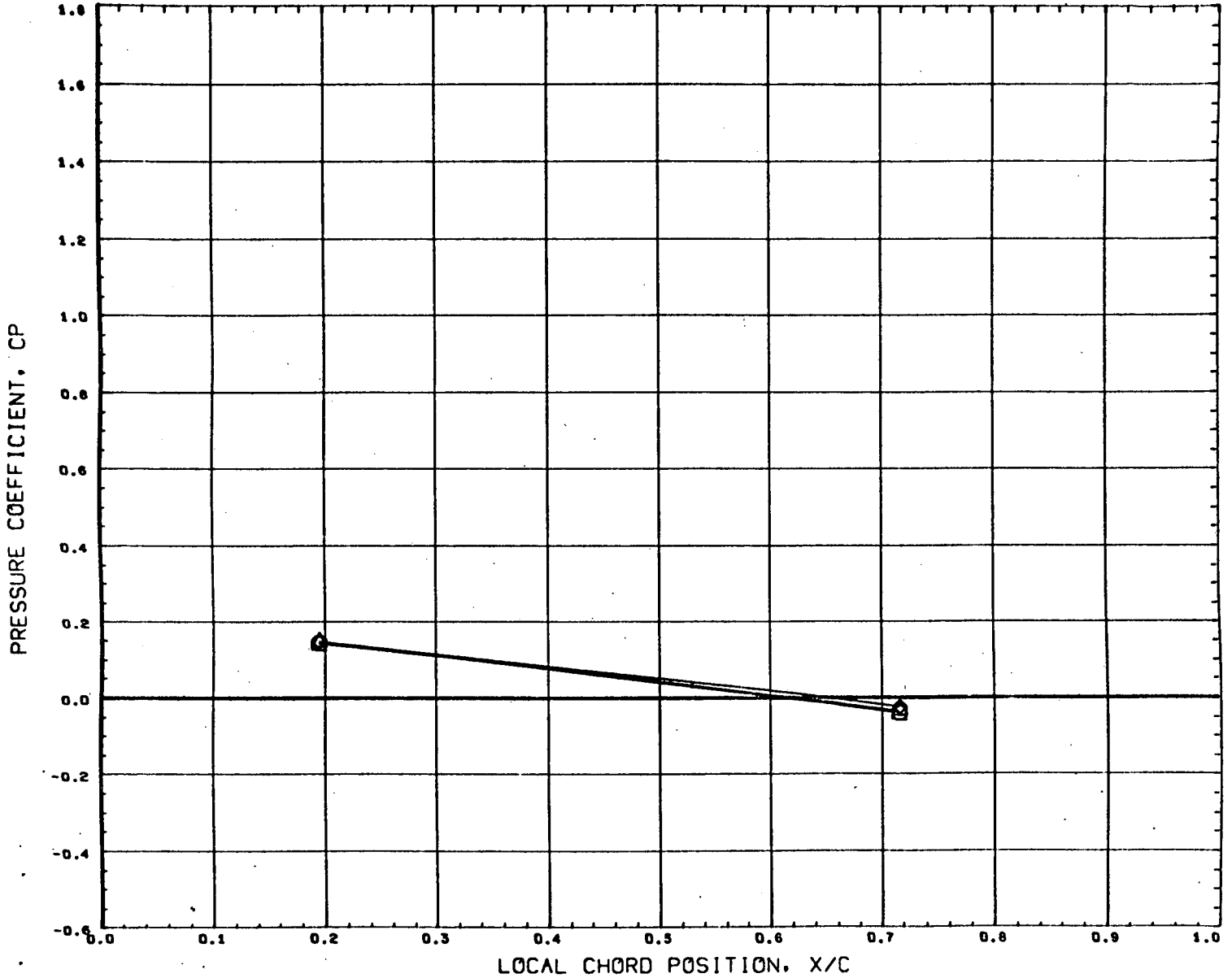
REFERENCE FILE

AEDC VA1163 MDAC BOOSTER (CANARD)

•DT8314•

PAGE 520

CHORDWISE DISTRIBUTION OF BOOSTER CANARD PRESSURES - MACH 3



SYMBOL	DELTA X	Y/B	DELTA Z
○	0.143	0.979	0.120
△	0.103		
◇	0.226		

PARAMETRIC VALUES			
BETA	0.000	ALPHAB	5.017
MACH	3.000	ALPHA I	0.000
ORBPOW	100.000	BSTPOW	50.000

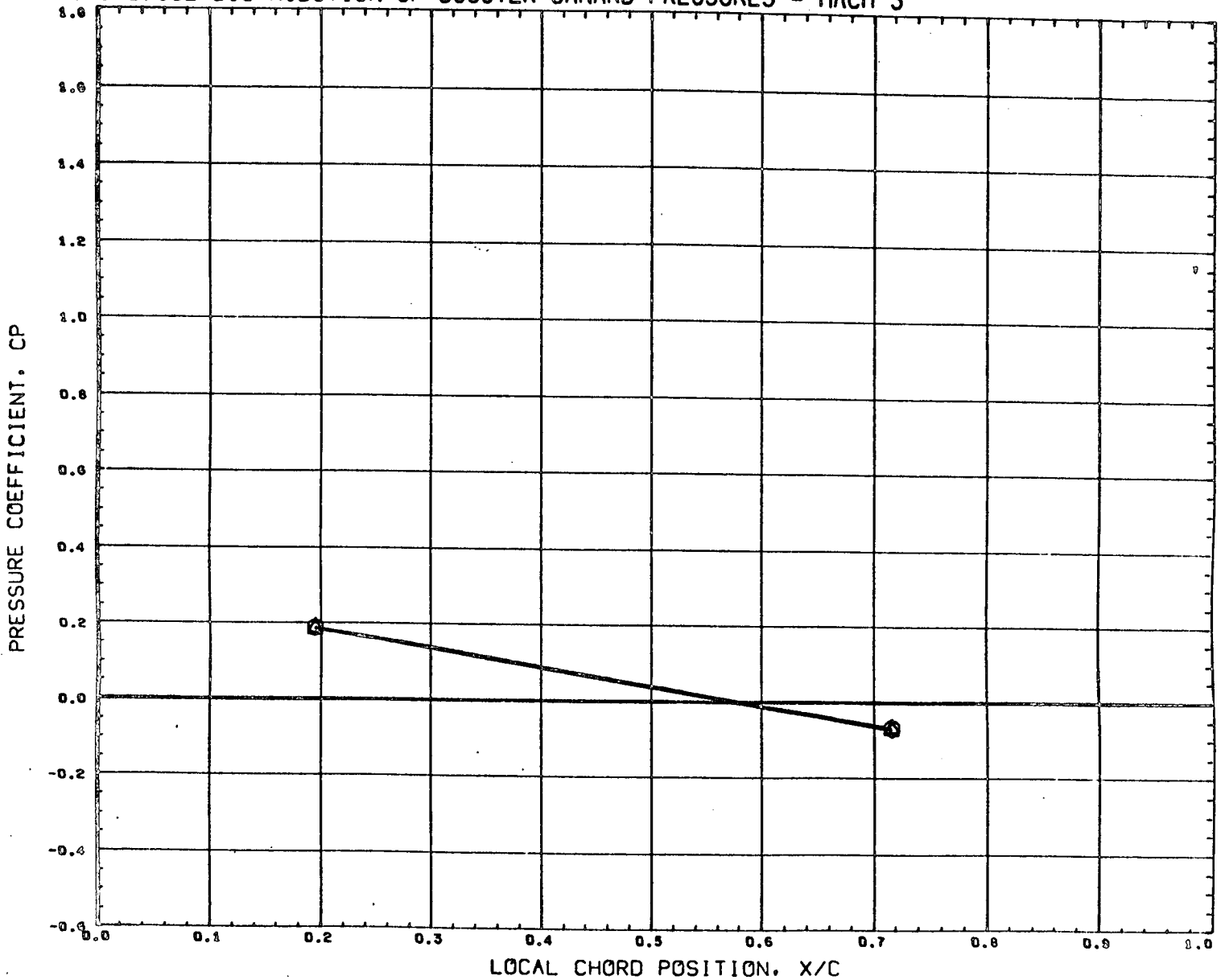
REFERENCE FILE

AEDC VA1163 MDAC BOOSTER (CANARD)

•DT8314•

PAGE 521

CHORDWISE DISTRIBUTION OF BOOSTER CANARD PRESSURES - MACH 3



SYMBOL	DELTA X	Y/B	DELTA Z
○	0.144	0.969	0.151
△	0.103		
◇	0.226		

PARAMETRIC VALUES			
BETA	0.000	ALPHAB	9.017
MACH	3.000	ALPHA I	0.000
ORBPOW	100.000	BSTPOW	50.000

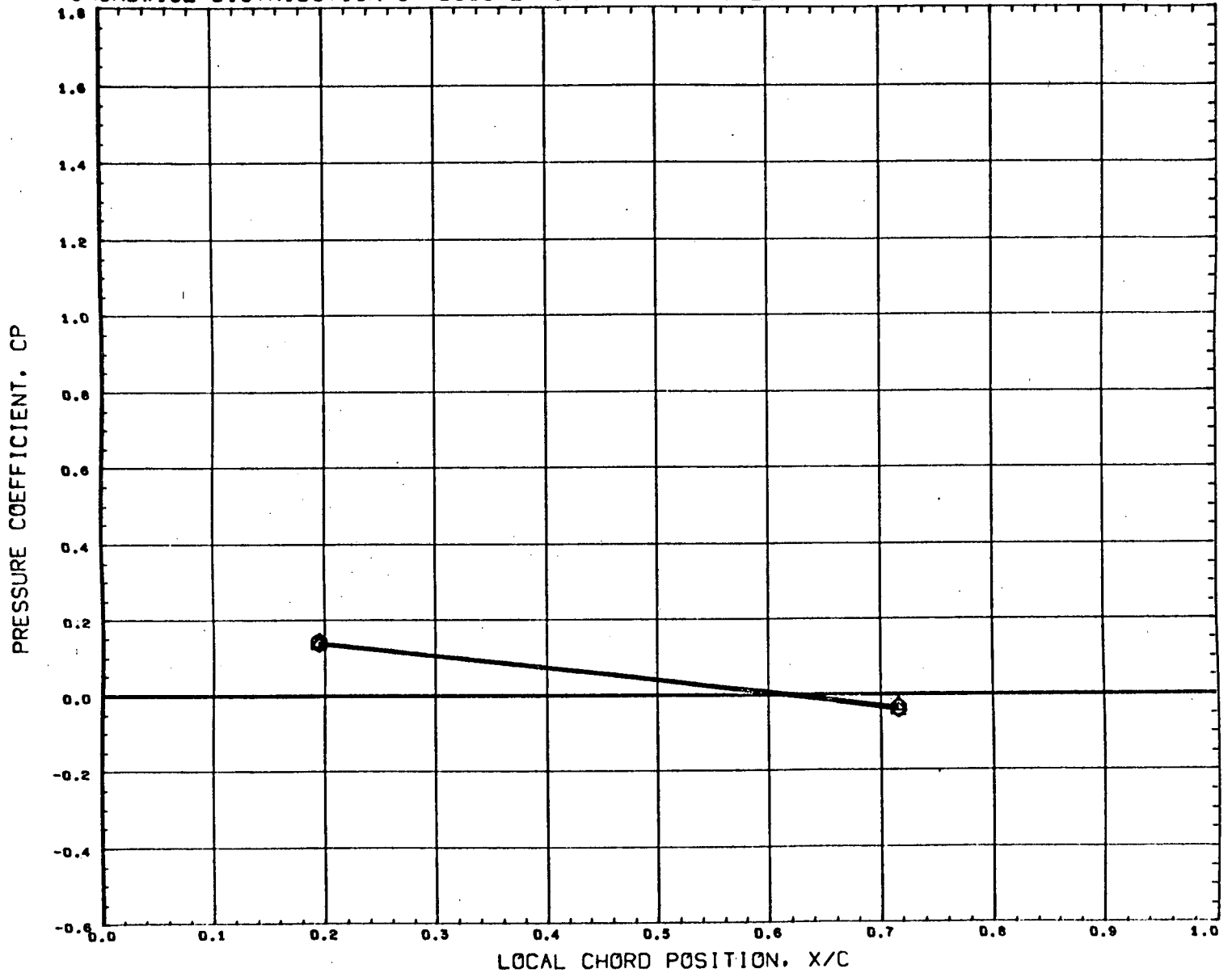
REFERENCE FILE

AEDC VA1163 MDAC BOOSTER (CANARD)

•DT8314•

PAGE 522

CHORDWISE DISTRIBUTION OF BOOSTER CANARD PRESSURES - MACH 3

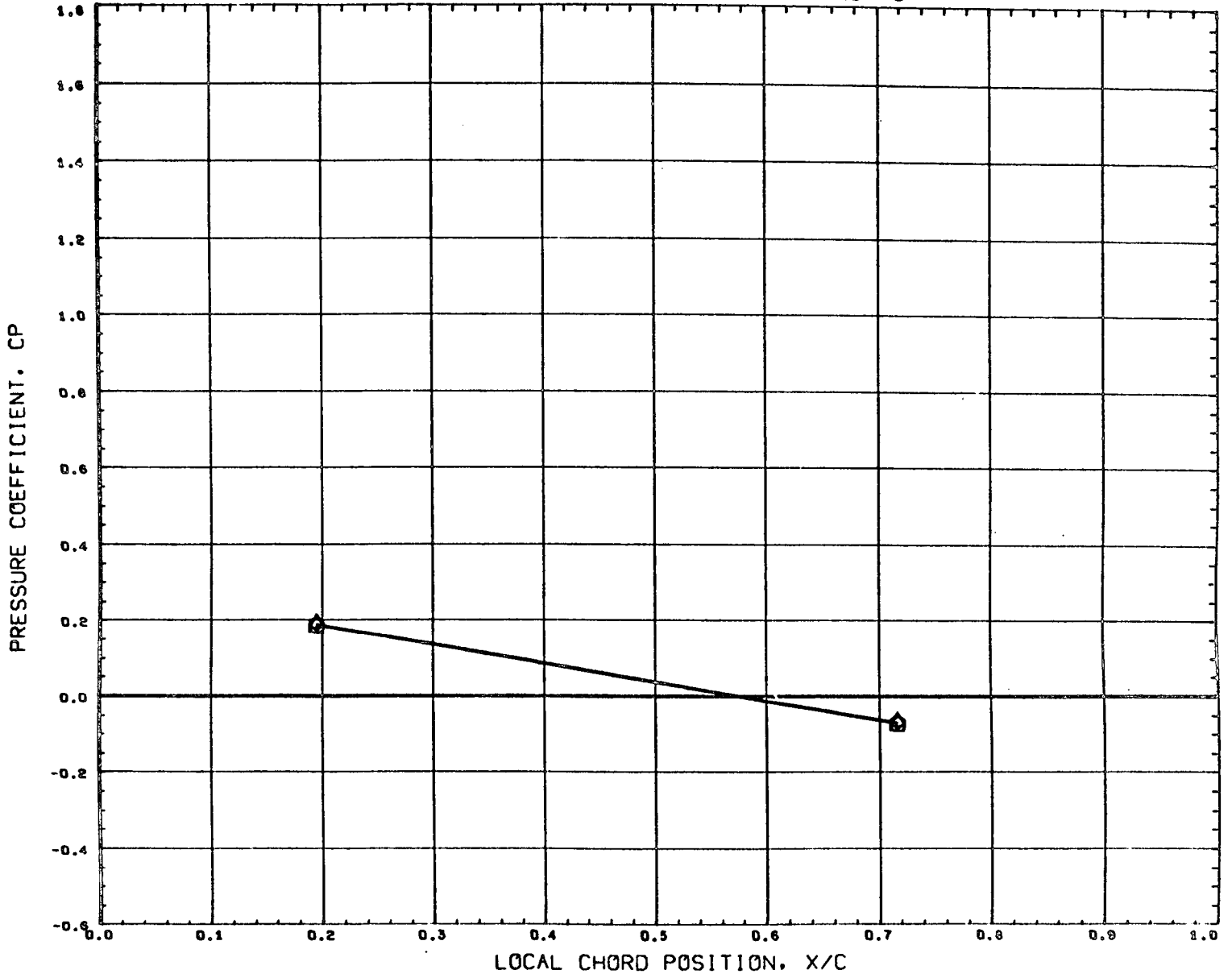


SYMBOL	DELTA X	Y/B	DELTA Z
○	0.144	0.879	0.151
△	0.103		
◇	0.226		

PARAMETRIC VALUES			
BETA	0.000	ALPHAB	9.017
MACH	3.000	ALPHA I	0.000
ORBPOW	100.000	BSTPOW	50.000

REFERENCE FILE

CHORDWISE DISTRIBUTION OF BOOSTER CANARD PRESSURES - MACH 3



SYMBOL	DELTA X	Y/B	DELTA Z
○	0.144		
△	0.103	0.965	0.228
◇	0.227		

PARAMETRIC VALUES			
BETA	0.000	ALPHAB	9.017
MACH	3.000	ALPHAI	0.000
ORBPOW	100.000	BSTPOW	90.000

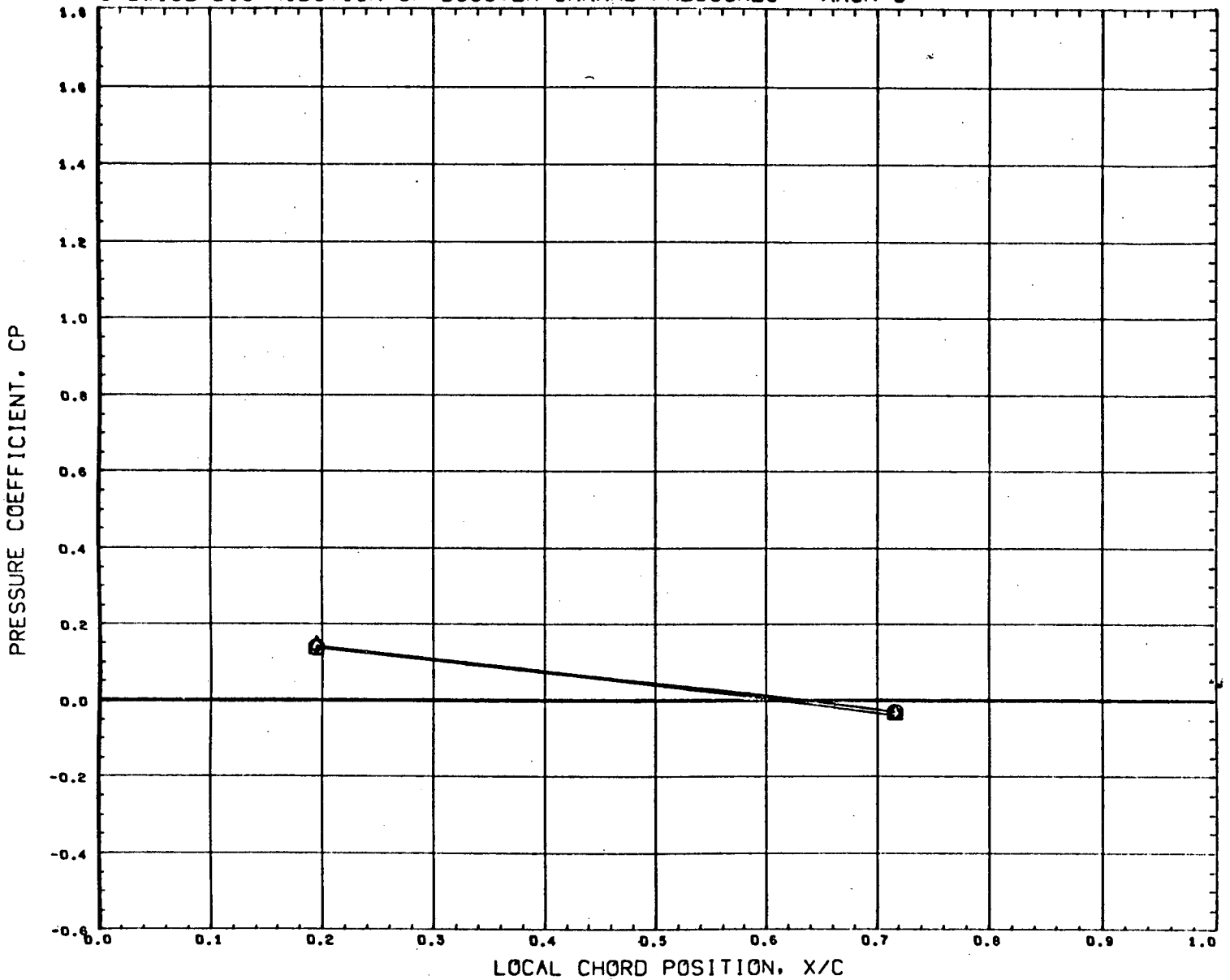
REFERENCE FILE

AEDC VA1163 MDAC BOOSTER (CANARD)

•DT8314•

PAGE 524

CHORDWISE DISTRIBUTION OF BOOSTER CANARD PRESSURES - MACH 3



SYMBOL	DELTA X	Y/B	DELTA Z
○	0.144	0.879	0.228
△	0.103		
◇	0.227		

PARAMETRIC VALUES			
BETA	0.000	ALPHAB	3.017
MACH	3.000	ALPHA1	0.000
ORBPOW	100.000	BSTPOW	50.000

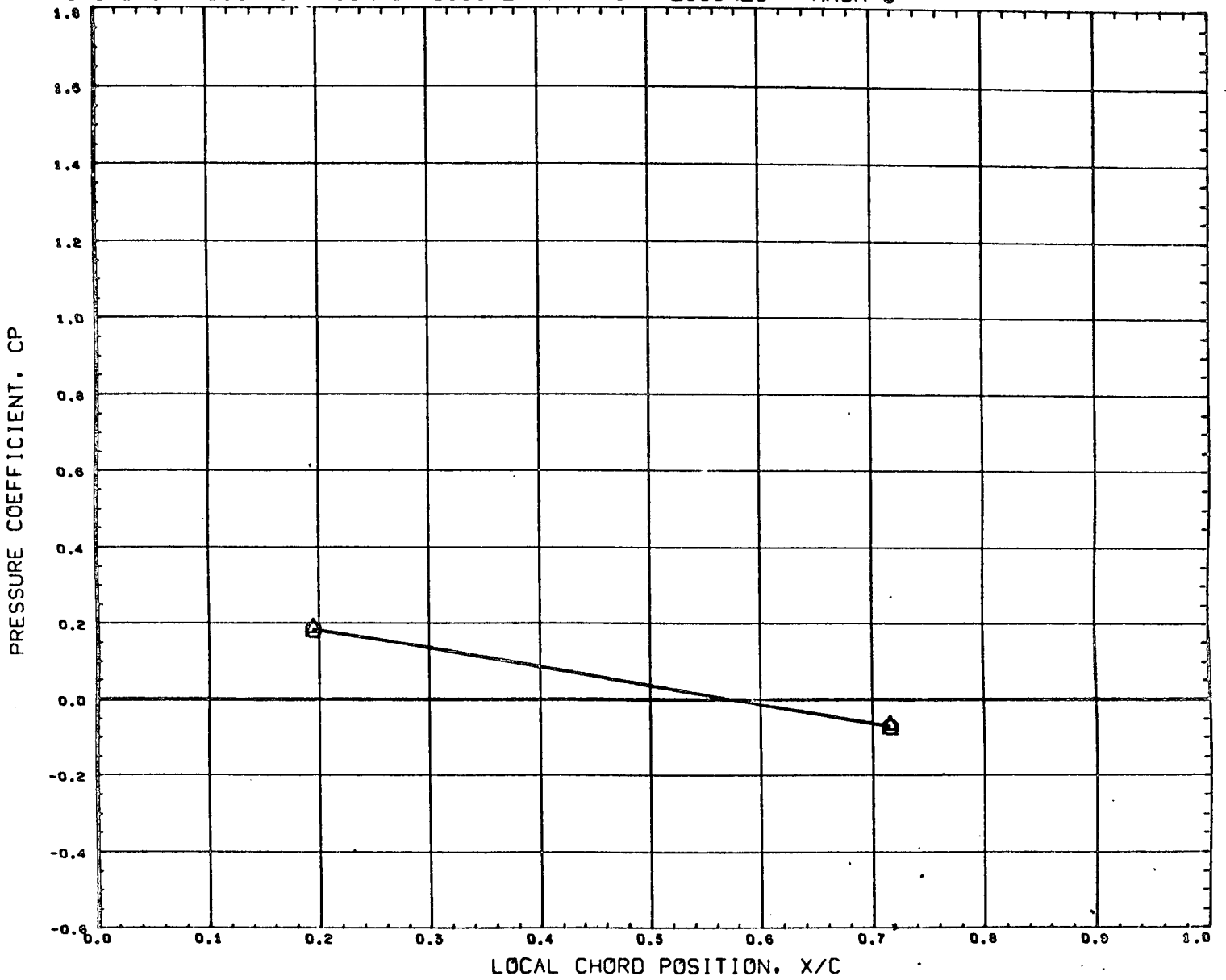
REFERENCE FILE

AEDC VA1163 MDAC BOOSTER (CANARD)

•DT8314•

PAGE 525

CHORDWISE DISTRIBUTION OF BOOSTER CANARD PRESSURES - MACH 3



SYMBOL	DELTA X	Y/B	DELTA Z
○	0.390	0.565	0.908
△	0.521		

PARAMETRIC VALUES			
BETA	0.000	ALPHA _B	9.017
MACH	3.000	ALPHA _I	0.000
ORBPOW	100.000	BSTPOW	90.000

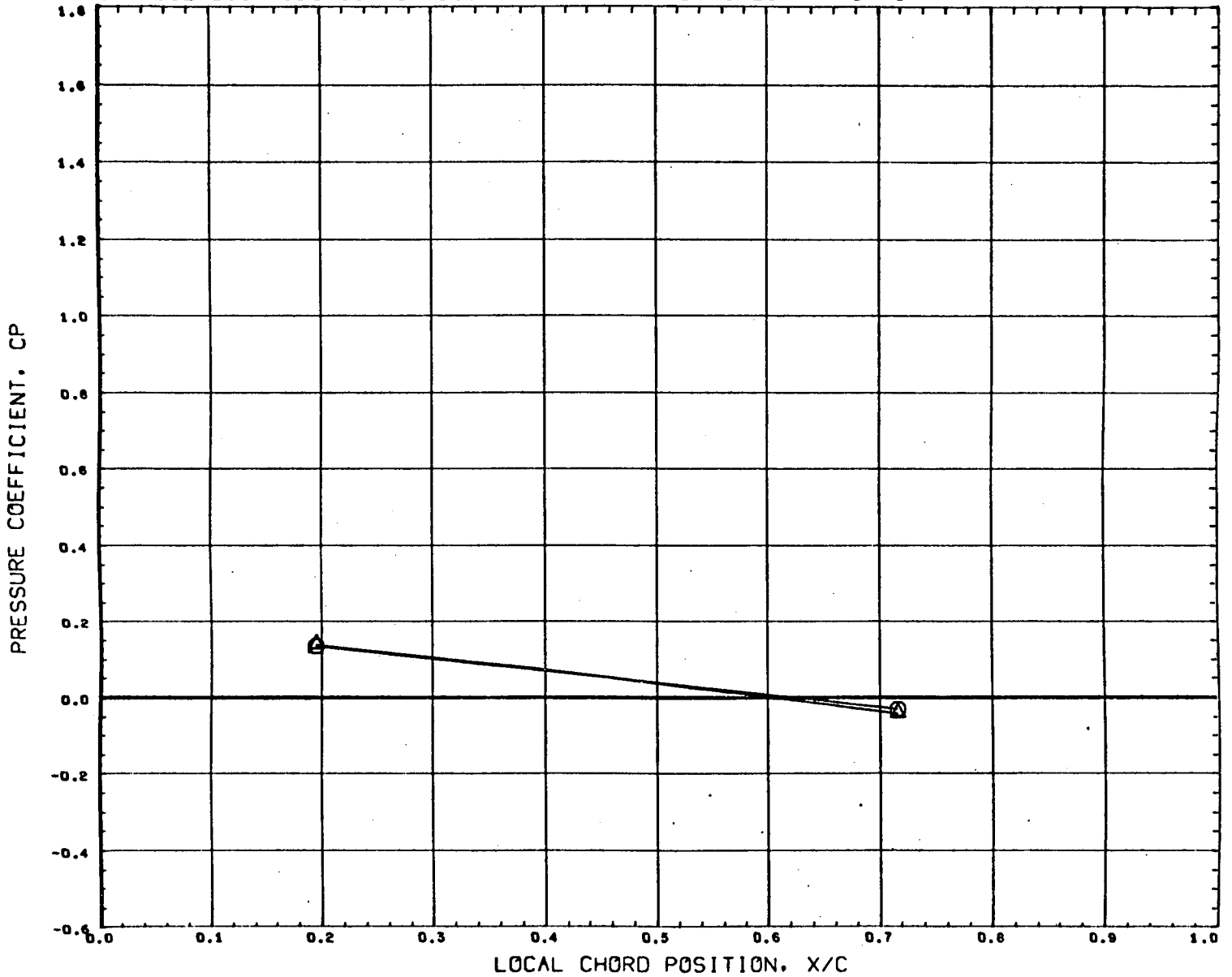
REFERENCE FILE

AEDC VA1163 MDAC BOOSTER (CANARD)

•DT8314•

PAGE 526

CHORDWISE DISTRIBUTION OF BOOSTER CANARD PRESSURES - MACH 3



SYMBOL	DELTA X	Y/B	DELTA Z
○	0.390	0.879	0.908
△	0.521		

PARAMETRIC VALUES			
BETA	0.000	ALPHAB	5.017
MACH	3.000	ALPHA1	0.000
ORBPOW	100.000	BSTPOW	50.000

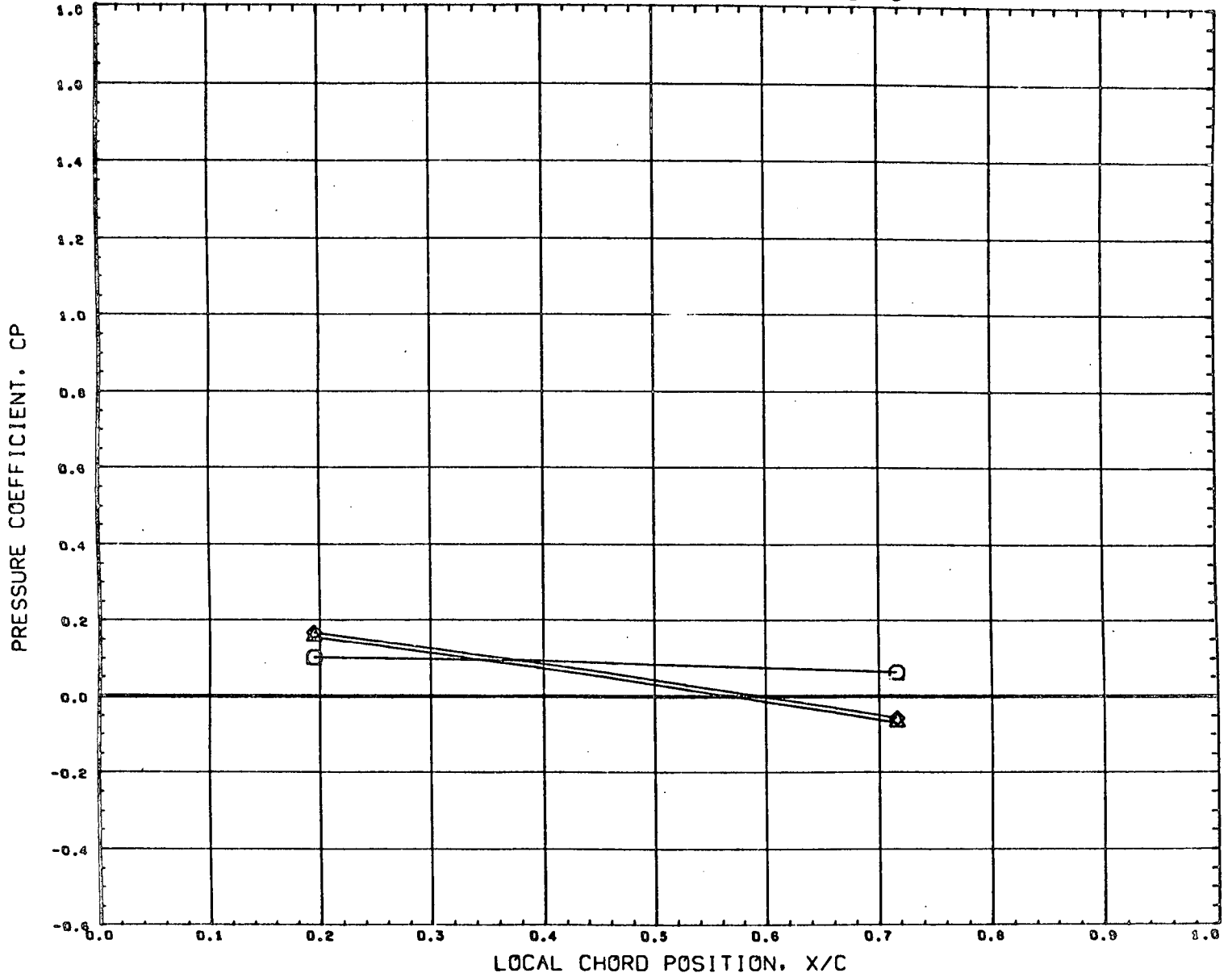
REFERENCE FILE

AEDC VA1163 MDAC BOOSTER (CANARD)

•DT8314•

PAGE 527

CHORDWISE DISTRIBUTION OF BOOSTER CANARD PRESSURES - MACH 3



SYMBOL	DELTA X	Y/B	DELTA Z
○	0.143	0.565	0.120
△	0.103		
◇	0.227		

PARAMETRIC VALUES			
BETA	0.000	ALPHA B	10.003
MACH	3.000	ALPHA I	0.000
ORBPOW	100.000	BSTPOW	90.000

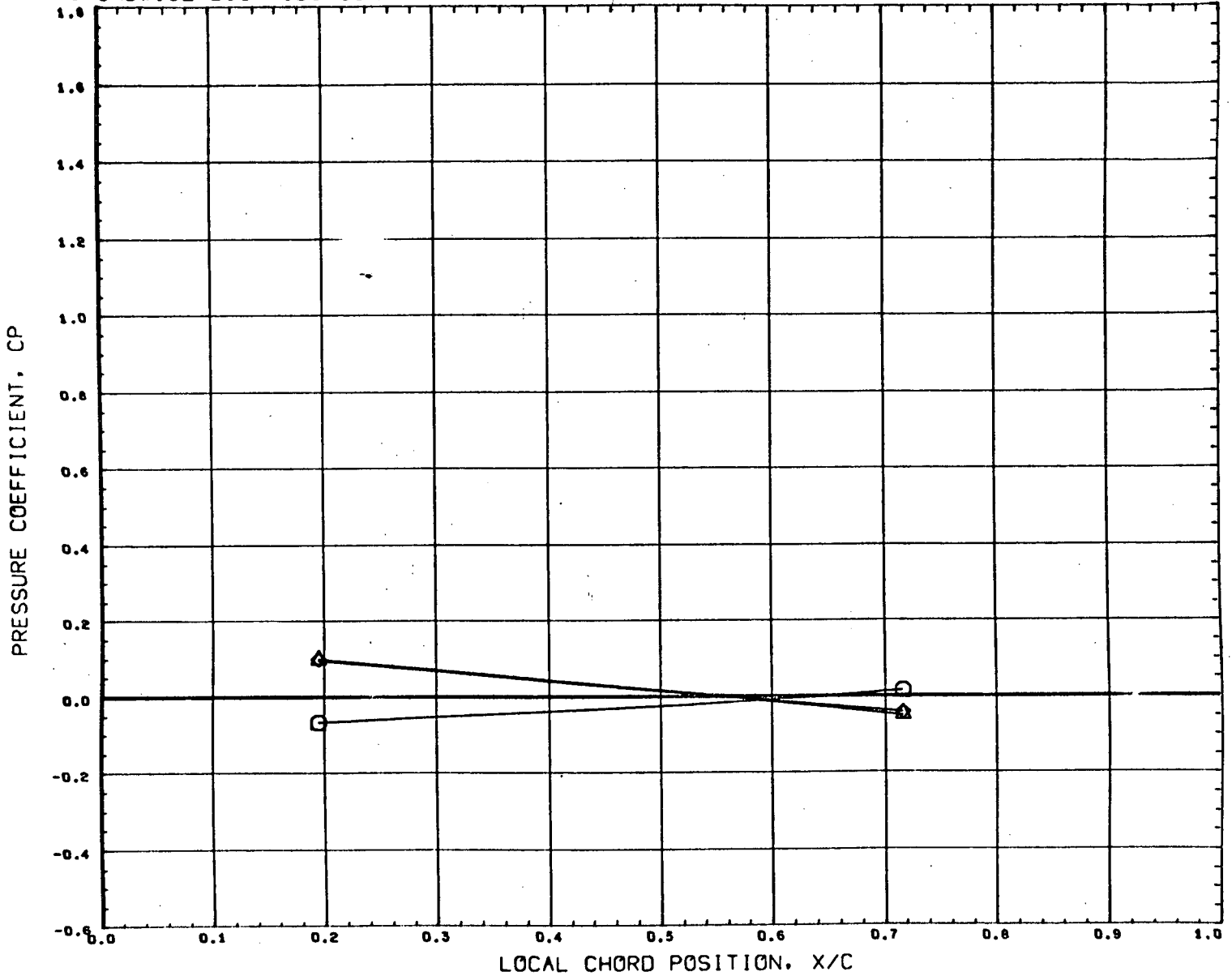
REFERENCE FILE

AEDC VA1163 MDAC BOOSTER (CANARD)

•DT8315•

PAGE 528

CHORDWISE DISTRIBUTION OF BOOSTER CANARD PRESSURES - MACH 3



SYMBOL	DELTA X	Y/B	DELTA Z
○	0.143	0.879	0.120
△	0.103		
◇	0.227		

PARAMETRIC VALUES			
BETA	0.000	ALPHA B	10.003
MACH	3.000	ALPHA I	0.000
ORBPOW	100.000	BSTPOW	50.000

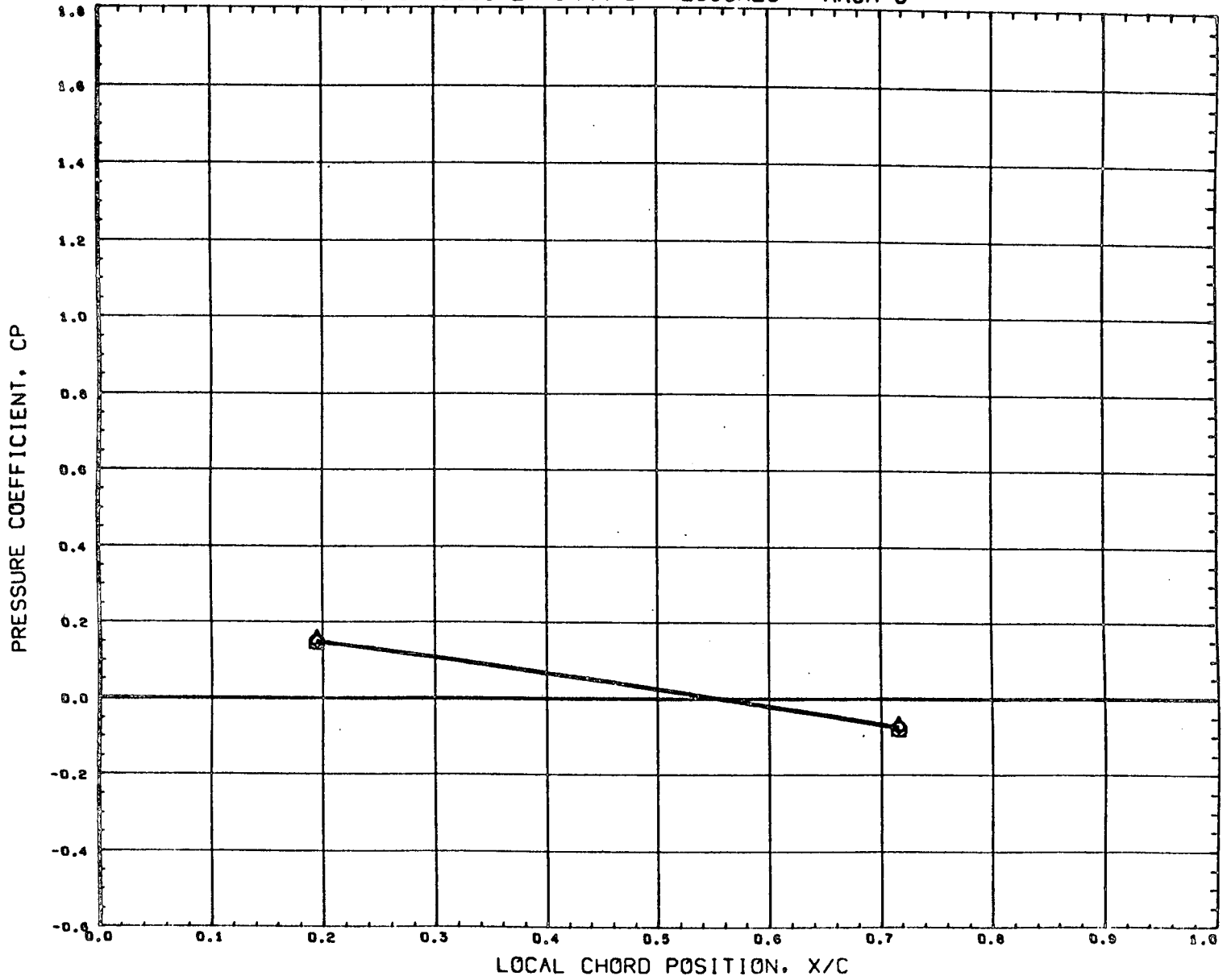
REFERENCE FILE

AEDC VA1163 MDAC BOOSTER (CANARD)

•DT8315•

PAGE 529

CHORDWISE DISTRIBUTION OF BOOSTER CANARD PRESSURES - MACH 3

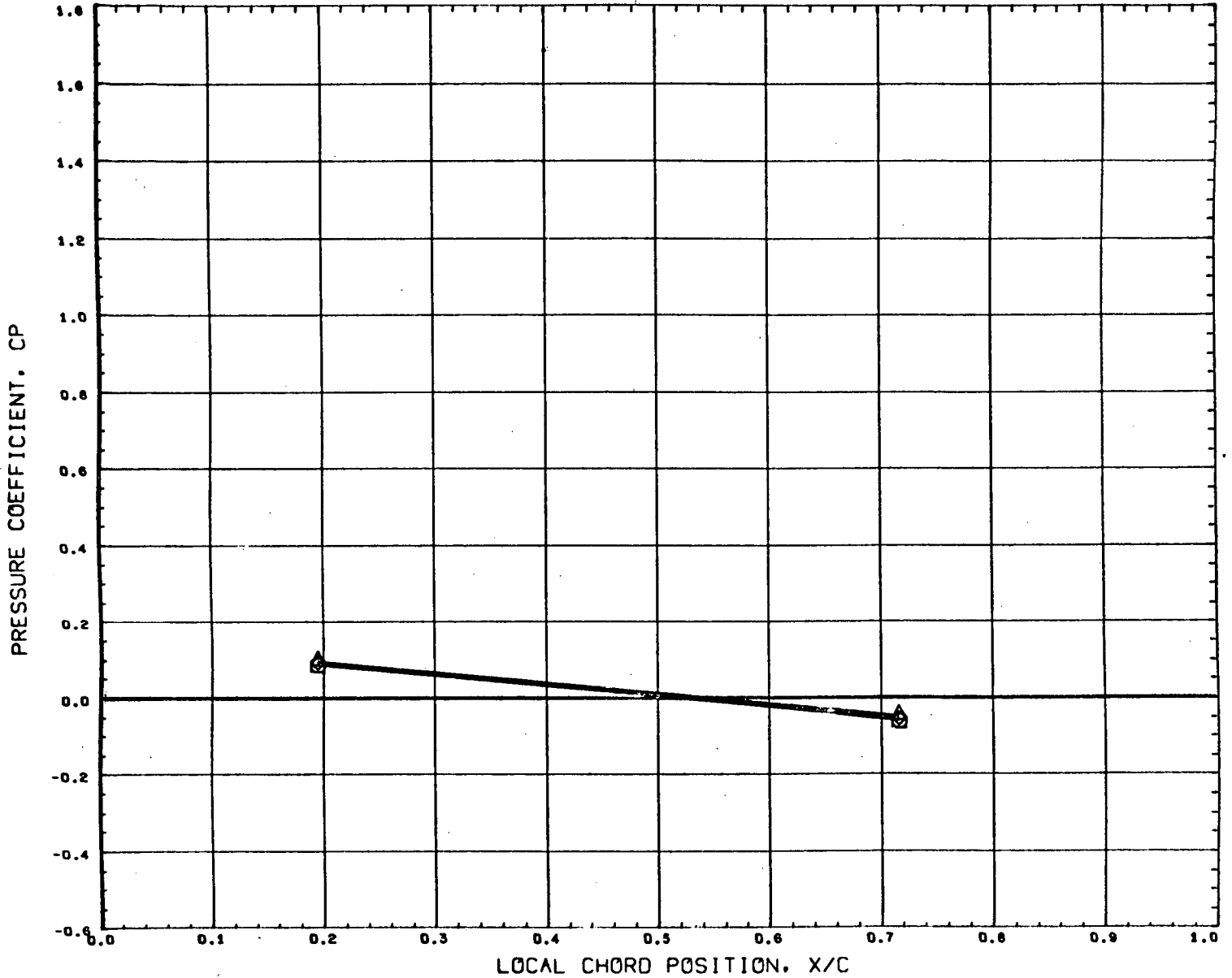


SYMBOL	DELTA X	Y/B	DELTA Z
○	0.143	0.565	0.151
△	0.104		
◇	0.226		

PARAMETRIC VALUES			
BETA	0.000	ALPHAB	10.003
MACH	3.000	ALPHA1	0.000
ORBPOW	100.000	BSTPOW	90.000

REFERENCE FILE

CHORDWISE DISTRIBUTION OF BOOSTER CANARD PRESSURES - MACH 3



SYMBOL	DELTA X	Y/B	DELTA Z
○	0.143	0.879	0.151
△	0.104		
◇	0.226		

PARAMETRIC VALUES			
BETA	0.000	ALPHA B	10.003
MACH	3.000	ALPHA I	0.000
ORBPOW	100.000	BSTPOW	50.000

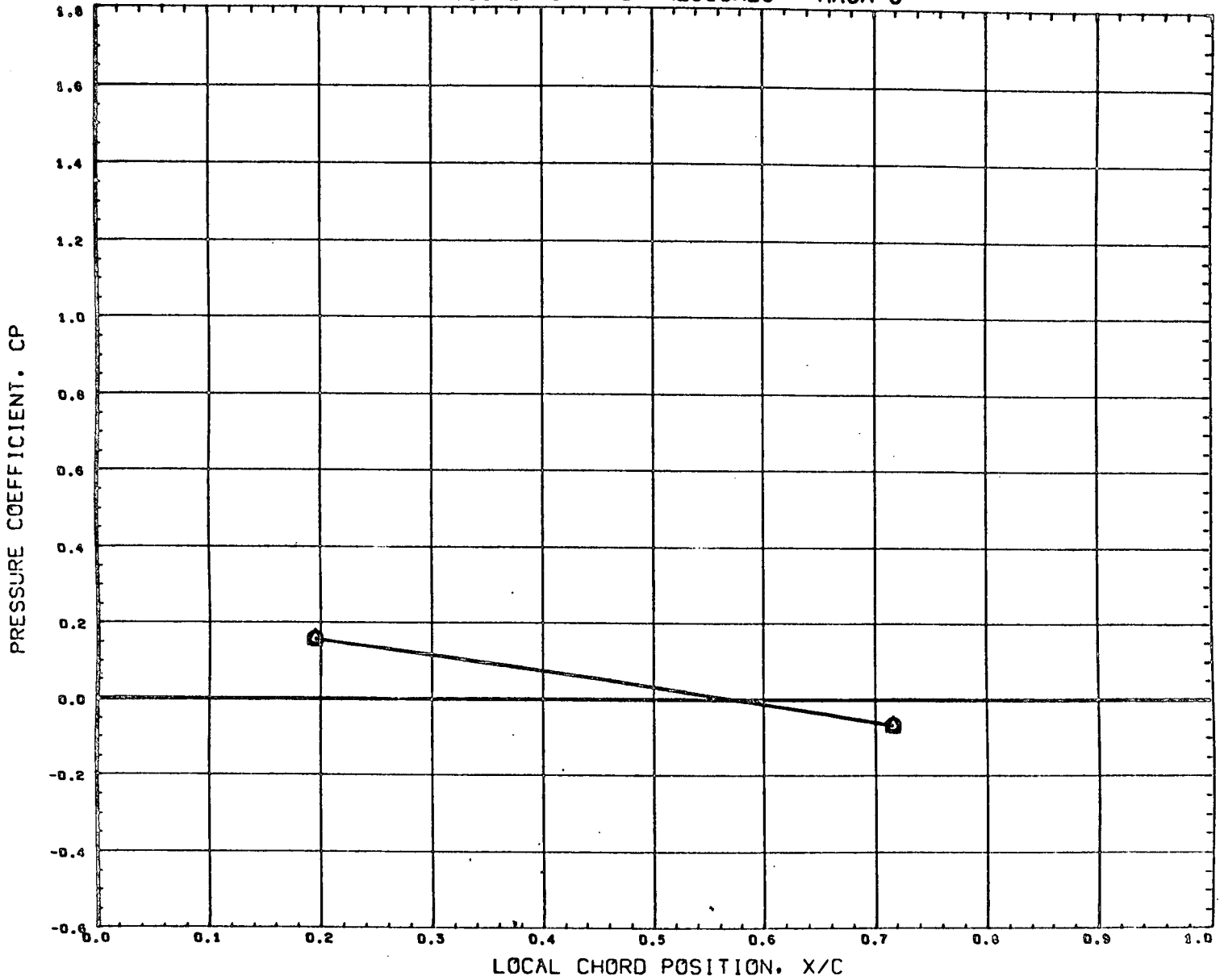
REFERENCE FILE

AEDC VA1163 MDAC BOOSTER (CANARD)

•DT8315•

PAGE 531

CHORDWISE DISTRIBUTION OF BOOSTER CANARD PRESSURES - MACH 3



SYMBOL	DELTA X	Y/B	DELTA Z
○	0.143	0.565	0.228
△	0.103		
◇	0.226		

PARAMETRIC VALUES			
BETA	0.000	ALPHAB	10.003
MACH	3.000	ALPHA I	0.000
ORBPOW	100.000	BSTPOW	50.000

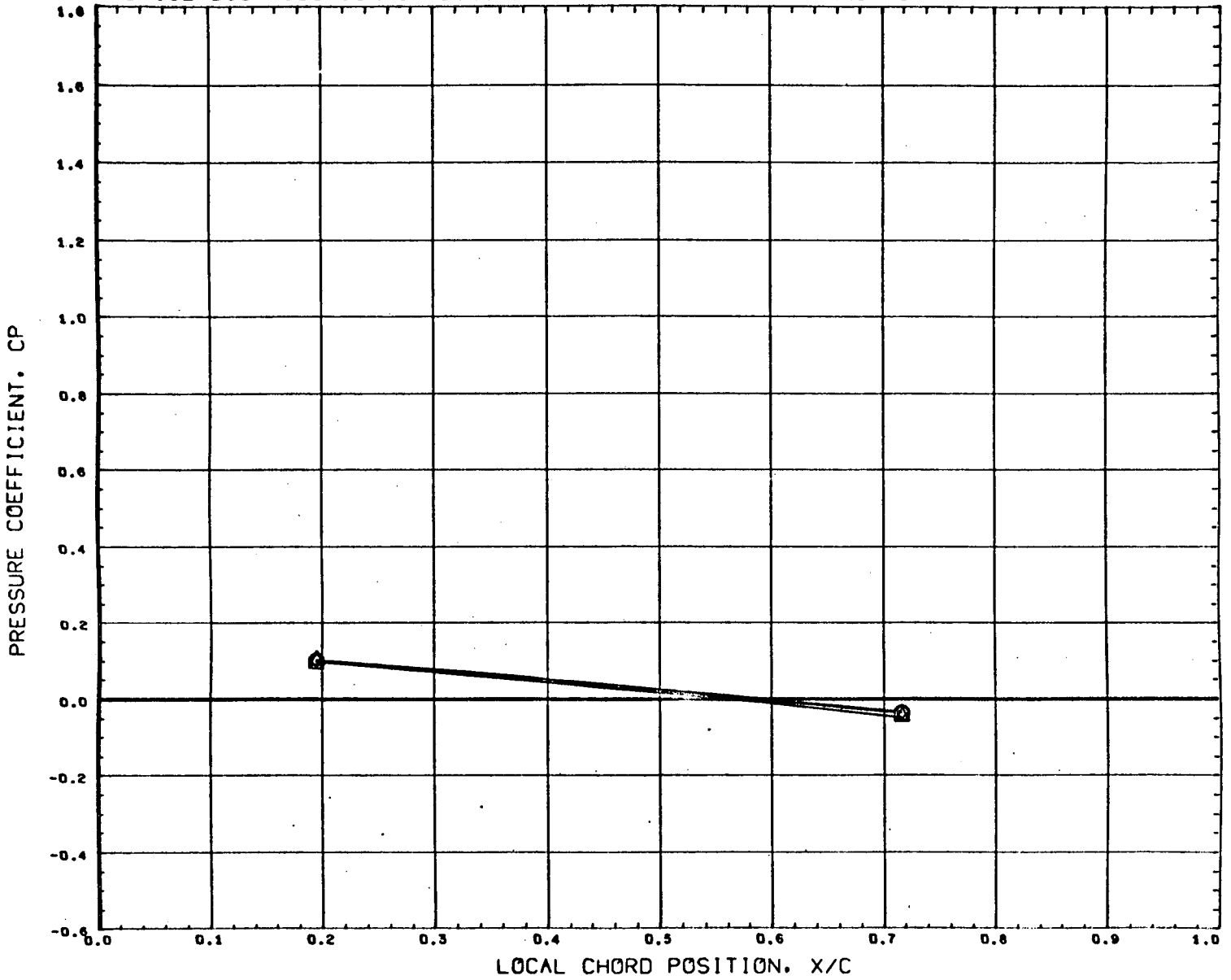
REFERENCE FILE

AEDC VA1163 MDAC BOOSTER (CANARD)

•DT8315•

PAGE 532

CHORDWISE DISTRIBUTION OF BOOSTER CANARD PRESSURES - MACH 3



SYMBOL	DELTA X	Y/B	DELTA Z
○	0.143	0.879	0.228
△	0.103		
◇	0.226		

PARAMETRIC VALUES			
BETA	0.000	ALPHA	10.003
MACH	3.000	ALPHA I	0.000
ORBPOW	100.000	BSTPOW	50.000

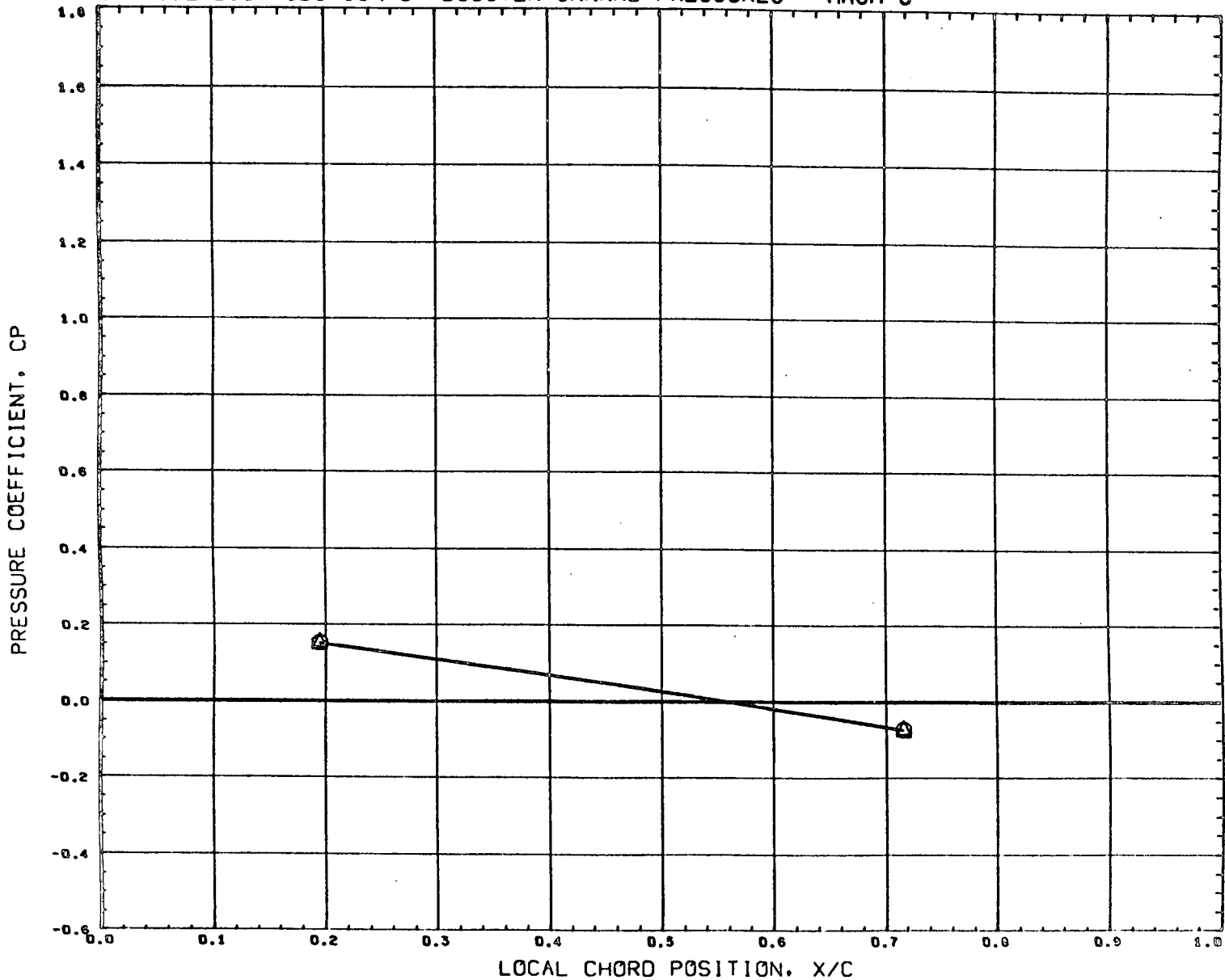
REFERENCE FILE

AEDC VA1163 MDAC BOOSTER (CANARD)

•DT8315•

PAGE 533

CHORDWISE DISTRIBUTION OF BOOSTER CANARD PRESSURES - MACH 3



SYMBOL	DELTA X	Y/B	DELTA Z
○	0.381	0.565	0.908
△	0.518		

PARAMETRIC VALUES			
BETA	0.000	ALPHAB	10.003
MACH	3.000	ALPHA1	0.000
ORBPOW	100.000	BSTPOW	50.000

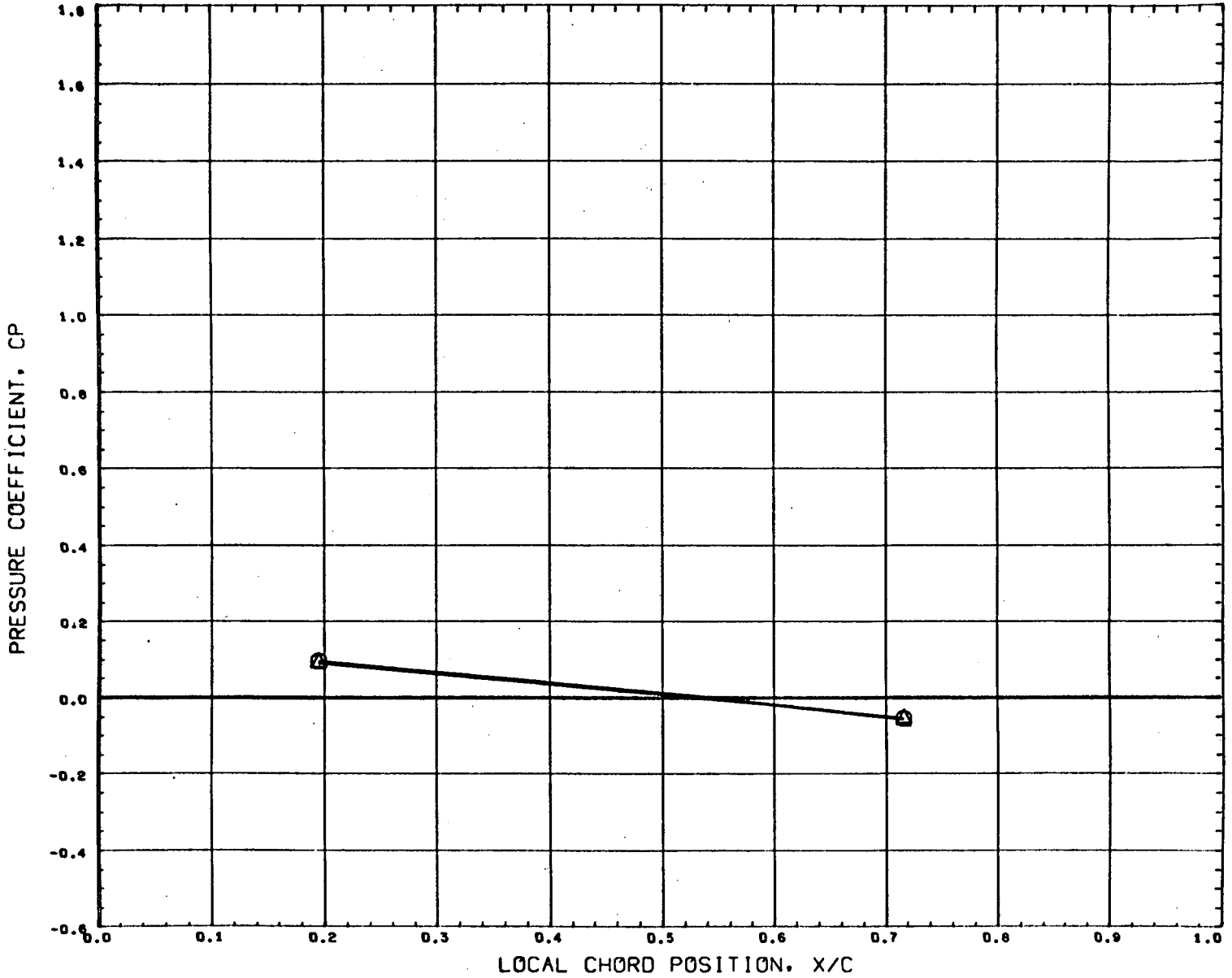
REFERENCE FILE

AEDC VA1163 MDAC BOOSTER (CANARD)

•DT8315•

PAGE 534

CHORDWISE DISTRIBUTION OF BOOSTER CANARD PRESSURES - MACH 3



SYMBOL	DELTA X	Y/B	DELTA Z
○	- 0.391	0.879	0.908
△	0.518		

PARAMETRIC VALUES			
BETA	0.000	ALPHA	10.003
MACH	3.000	ALPHA I	0.000
ORBPOW	100.000	BSTPOW	50.000

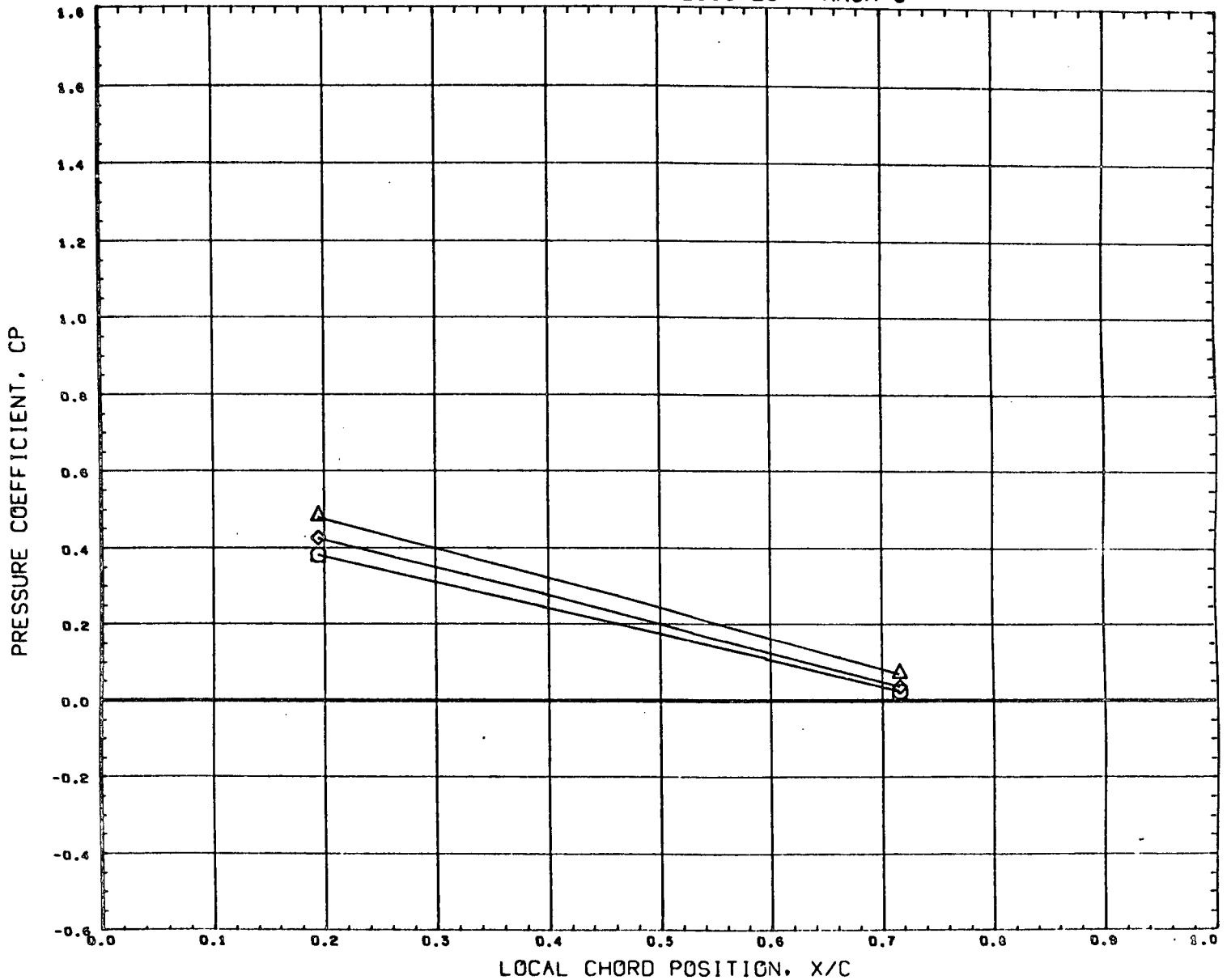
REFERENCE FILE

AEDC VA1163 MDAC BOOSTER (CANARD)

•DT8315•

PAGE 535

CHORDWISE DISTRIBUTION OF BOOSTER CANARD PRESSURES - MACH 3

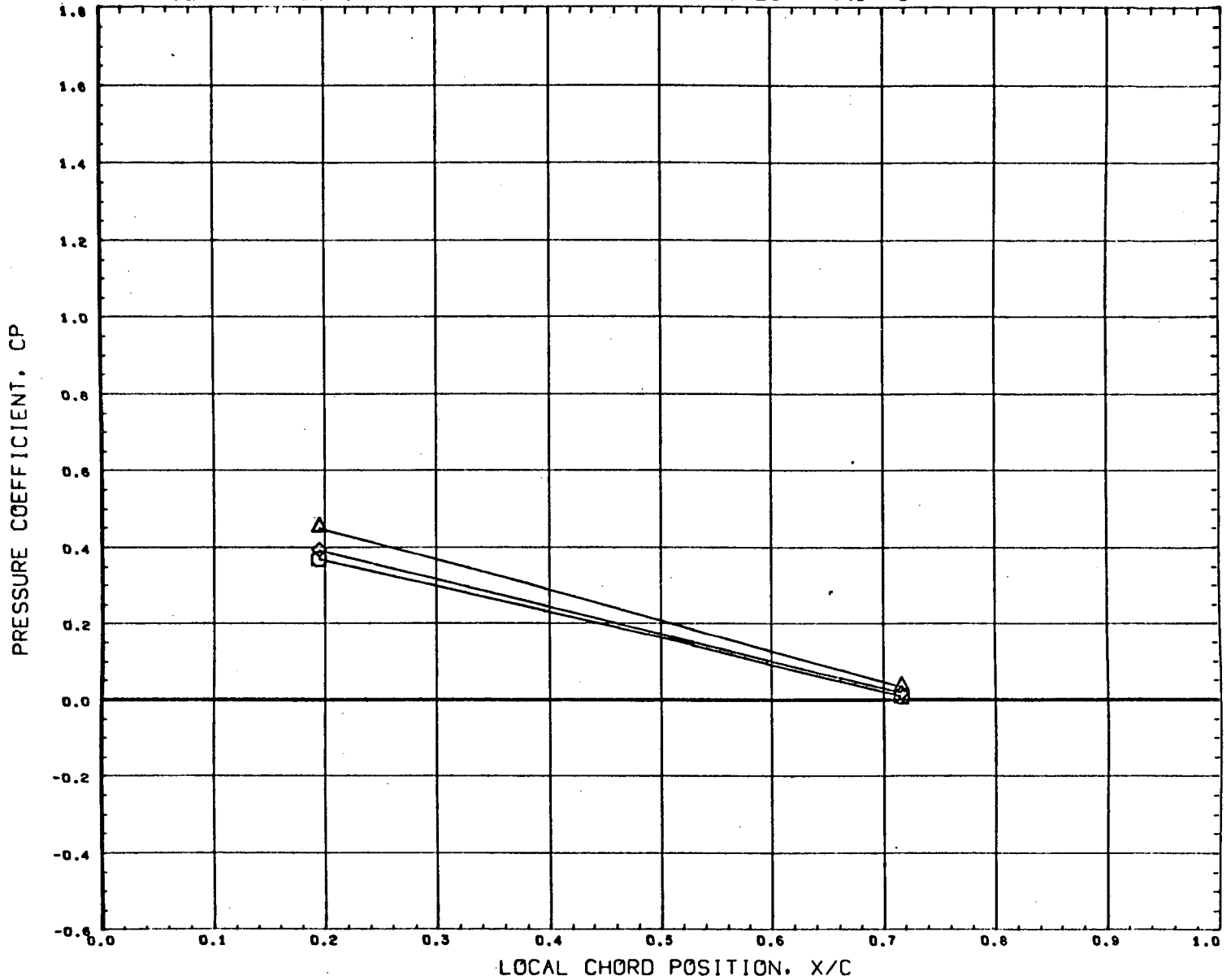


SYMBOL	DELTA X	Y/B	DELTA Z
△	0.143	0.565	0.120
◇	0.103		
○	0.227		

PARAMETRIC VALUES			
BETA	0.000	ALPHAB	0.977
MACH	3.000	ALPHA I	0.000
ORBPOW	0.000	BSTPOW	0.000

REFERENCE FILE

CHORDWISE DISTRIBUTION OF BOOSTER CANARD PRESSURES - MACH 3



SYMBOL	DELTA X	Y/B	DELTA Z
○	0.143	0.879	0.120
△	0.103		
◇	0.227		

PARAMETRIC VALUES			
BETA	0.000	ALPHAB	9.977
MACH	3.000	ALPHA1	0.000
ORBPOW	0.000	BSTPOW	0.000

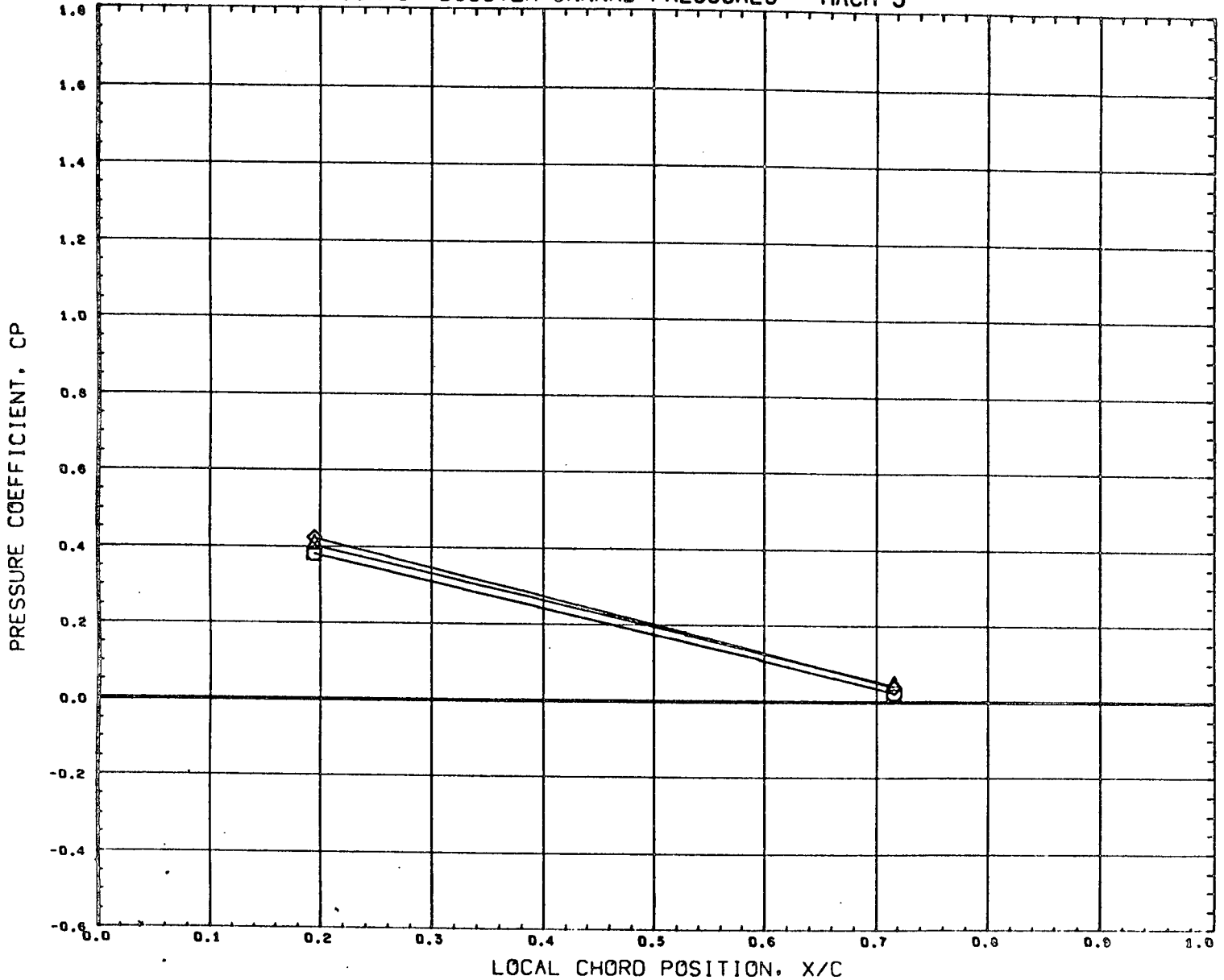
REFERENCE FILE

AEDC VA1163 MDAC BOOSTER (CANARD)

•DT8321•

PAGE 537

CHORDWISE DISTRIBUTION OF BOOSTER CANARD PRESSURES - MACH 3

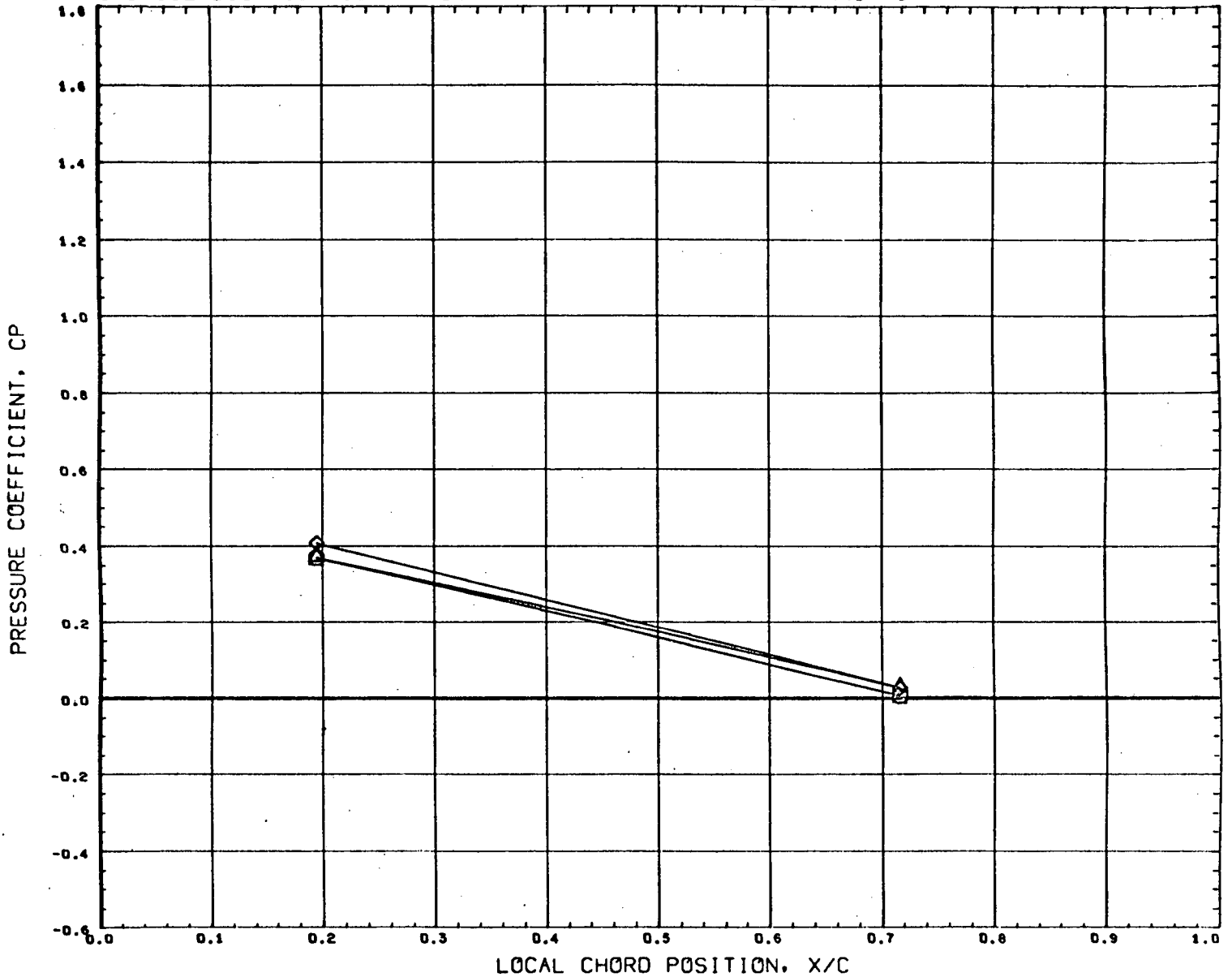


SYMBOL	DELTA X	Y/B	DELTA Z
○	0.144	0.965	0.151
△	0.103		
◇	0.227		

PARAMETRIC VALUES			
BETA	0.000	ALPHAB	0.077
MACH	3.000	ALPHA I	0.000
ORBPOW	0.000	BSTPOW	0.000

REFERENCE FILE

CHORDWISE DISTRIBUTION OF BOOSTER CANARD PRESSURES - MACH 3

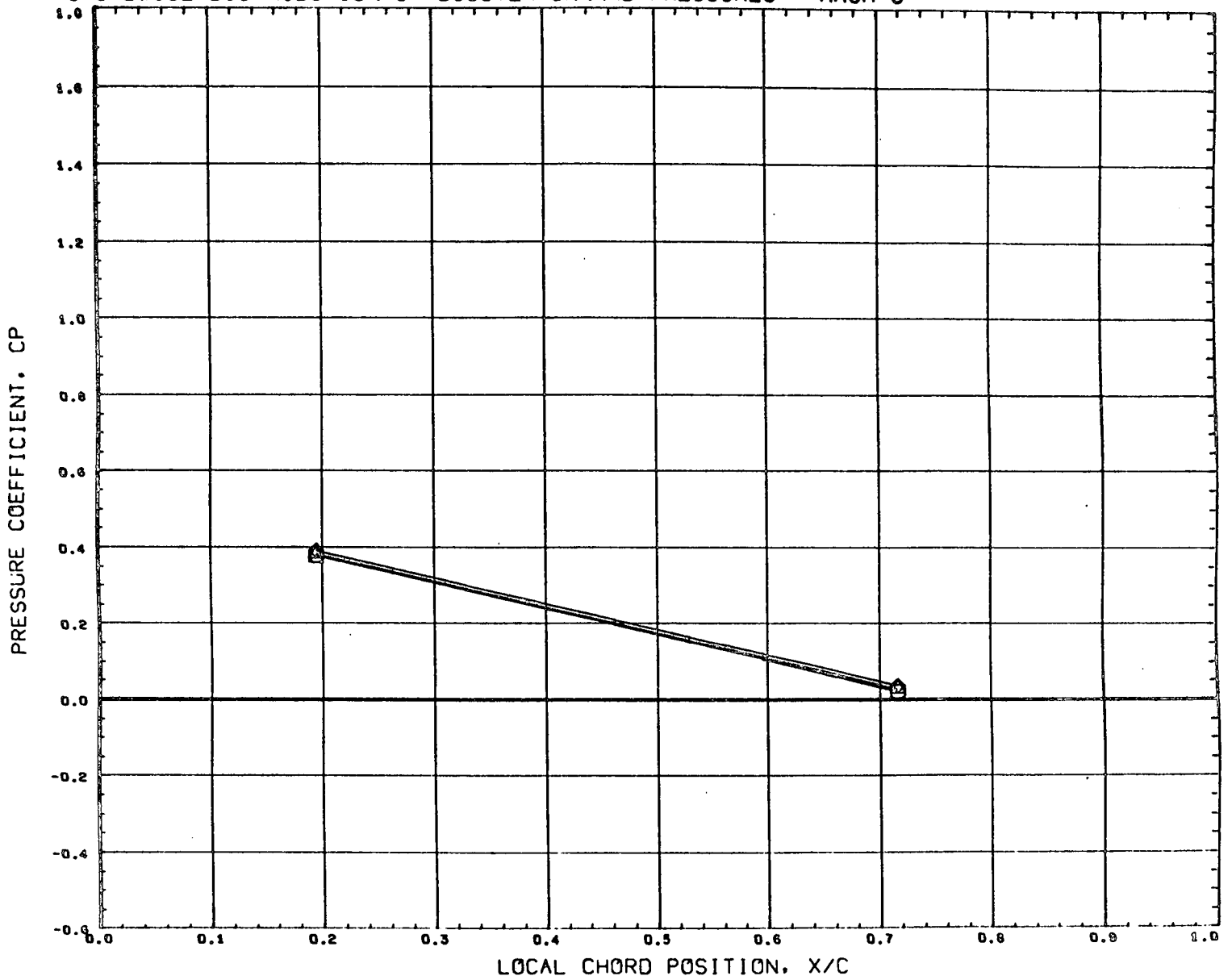


SYMBOL	DELTA X	Y/B	DELTA Z
○	0.144	0.879	0.151
△	0.103		
◇	0.227		

PARAMETRIC VALUES			
BETA	0.000	ALPHAB	- 9.977
MACH	3.000	ALPHA I	0.000
ORBPOW	0.000	BSTPOW	0.000

REFERENCE FILE

CHORDWISE DISTRIBUTION OF BOOSTER CANARD PRESSURES - MACH 3



SYMBOL	DELTA X	Y/B	DELTA Z
○	0.143	0.565	0.228
△	0.103		
◇	0.226		

PARAMETRIC VALUES			
BETA	0.000	ALPHA	9.977
MACH	3.000	ALPHA I	0.000
ORBPOW	0.000	BSTPOW	0.000

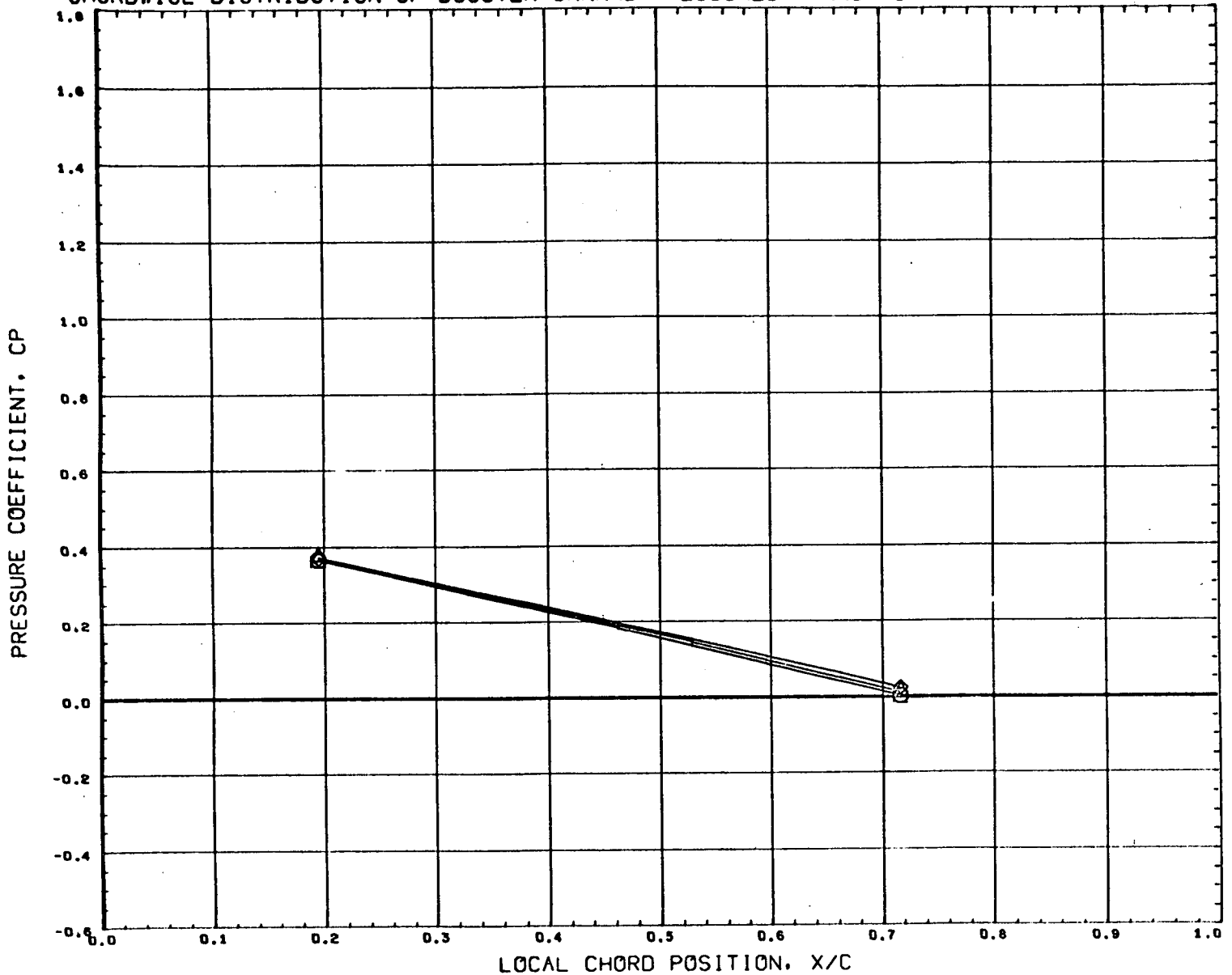
REFERENCE FILE

AEDC VA1163 MDAC BOOSTER (CANARD)

•DT8321•

PAGE 540

CHORDWISE DISTRIBUTION OF BOOSTER CANARD PRESSURES - MACH 3



SYMBOL	DELTA X	Y/B	DELTA Z
○	0.143	0.879	0.228
△	0.103		
◇	0.226		

PARAMETRIC VALUES			
BETA	0.000	ALPHAB	9.977
MACH	3.000	ALPHA I	0.000
ORBPOW	0.000	BSTPOW	0.000

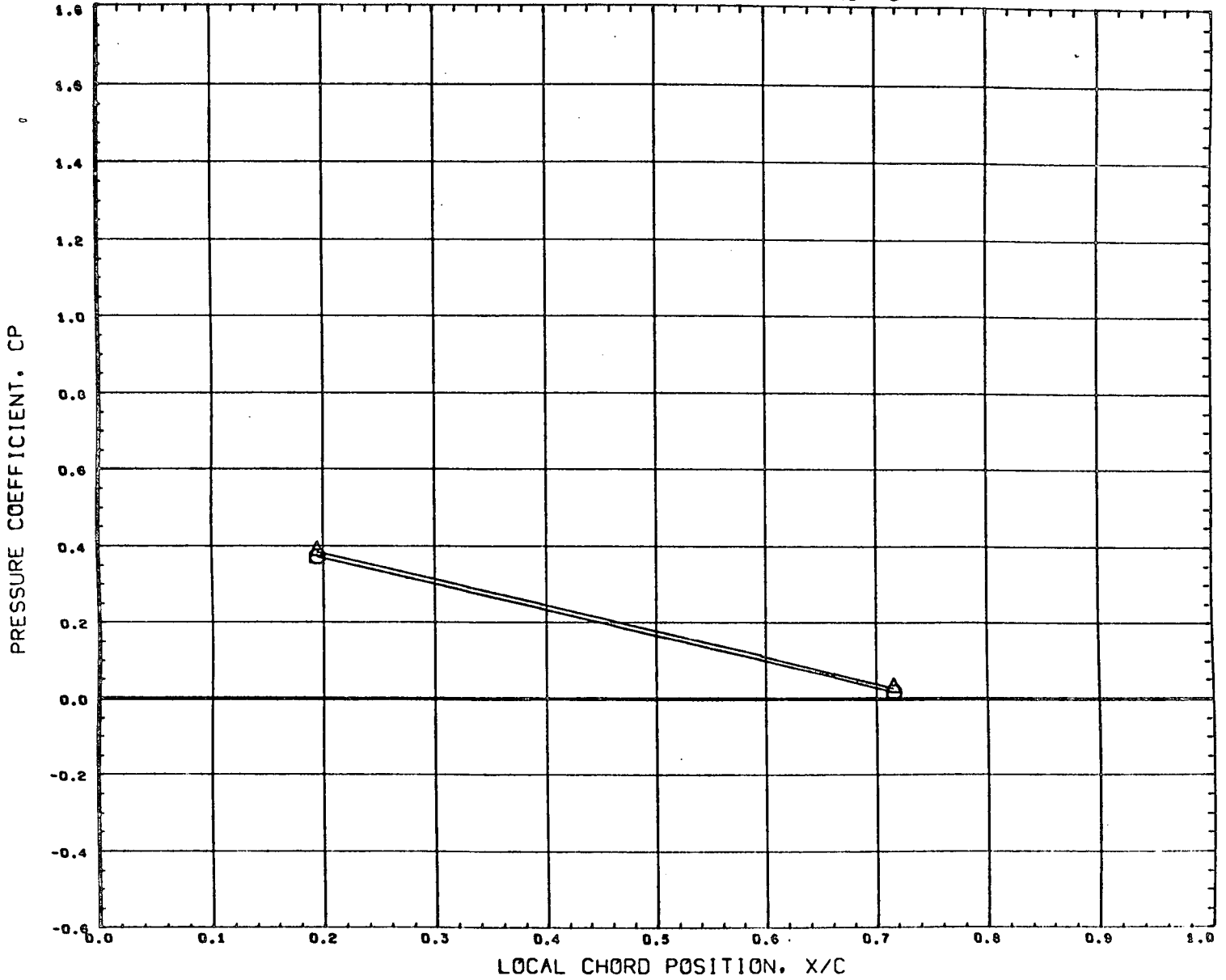
REFERENCE FILE

AEDC VA1163 MDAC BOOSTER (CANARD)

•DT8321•

PAGE 541

CHORDWISE DISTRIBUTION OF BOOSTER CANARD PRESSURES - MACH 3



SYMBOL	DELTA X	Y/B	DELTA Z
○	0.391	0.565	0.908
△	0.516		

PARAMETRIC VALUES			
BETA	0.000	ALPHAB	- 9.977
MACH	3.000	ALPHA1	0.000
ORBPOW	0.000	BSTPOW	0.000

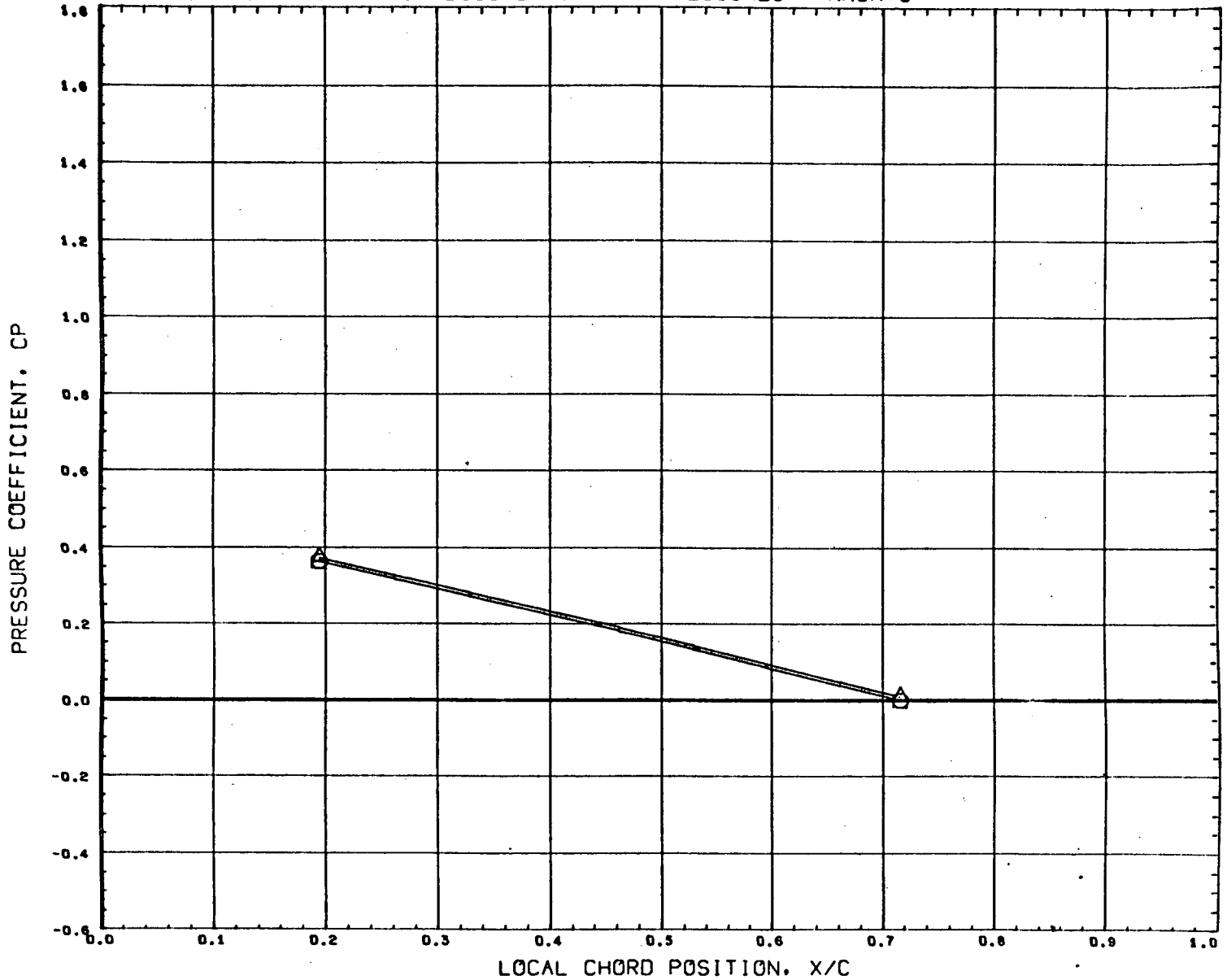
REFERENCE FILE

AEDC VA1163 MDAC BOOSTER (CANARD)

•DT8321•

PAGE 542

CHORDWISE DISTRIBUTION OF BOOSTER CANARD PRESSURES - MACH 3



SYMBOL	DELTA X	Y/B	DELTA Z
○	0.391	0.879	0.908
△	0.516		

PARAMETRIC VALUES			
BETA	0.000	ALPHAB	- 9.977
MACH	3.000	ALPHA I	0.000
ORBPOW	0.000	BSTPOW	0.000

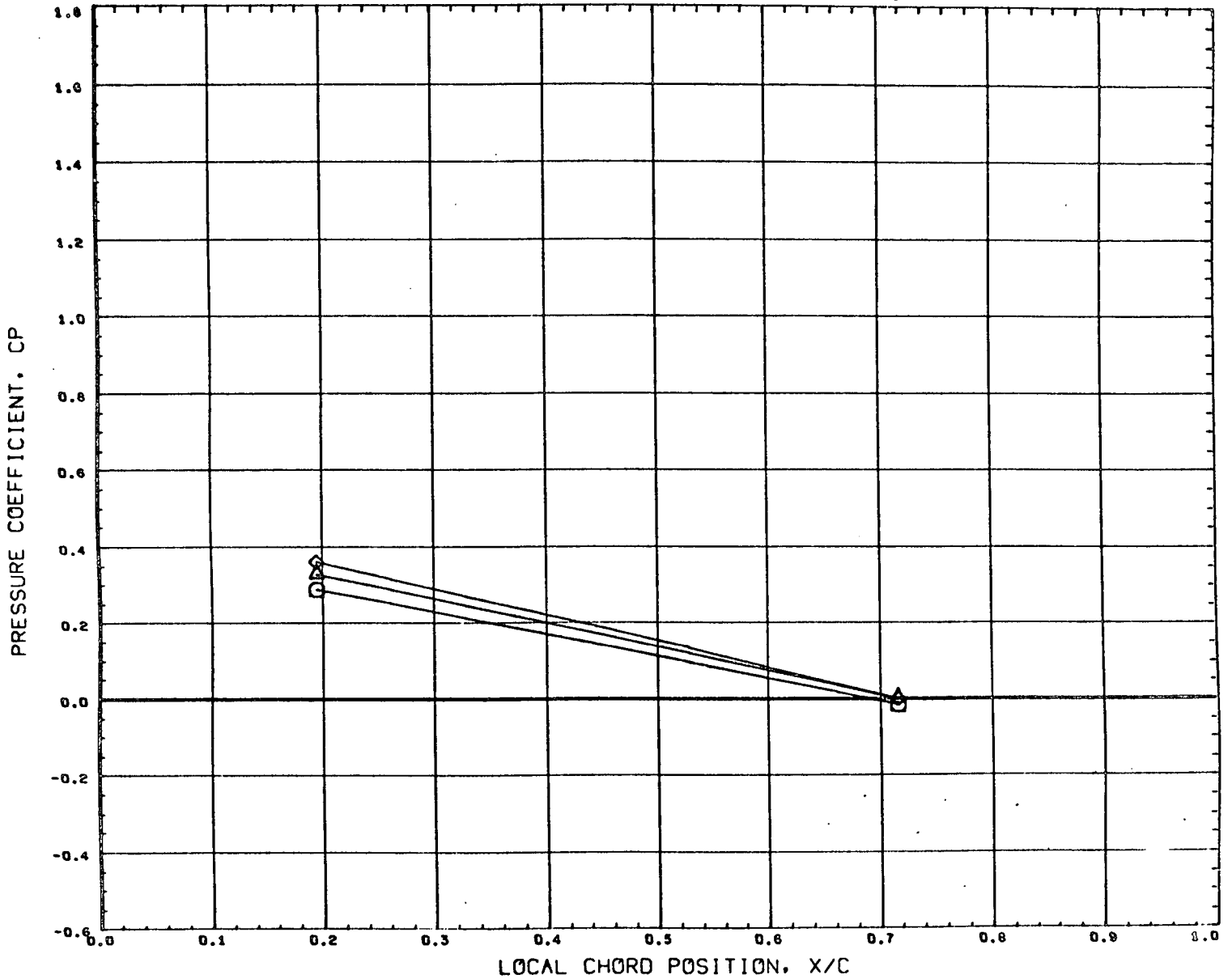
REFERENCE FILE

AECD VA1163 MDAC BOOSTER (CANARD)

•DT8321•

PAGE 543

CHORDWISE DISTRIBUTION OF BOOSTER CANARD PRESSURES - MACH 3



SYMBOL	DELTA X	Y/B	DELTA Z
○	0.143	0.565	0.120
△	0.103		
◇	0.226		

PARAMETRIC VALUES			
BETA	0.000	ALPHAB	- 4.939
MACH	3.000	ALPHA1	0.000
ORBPOW	0.000	BSTPOW	0.000

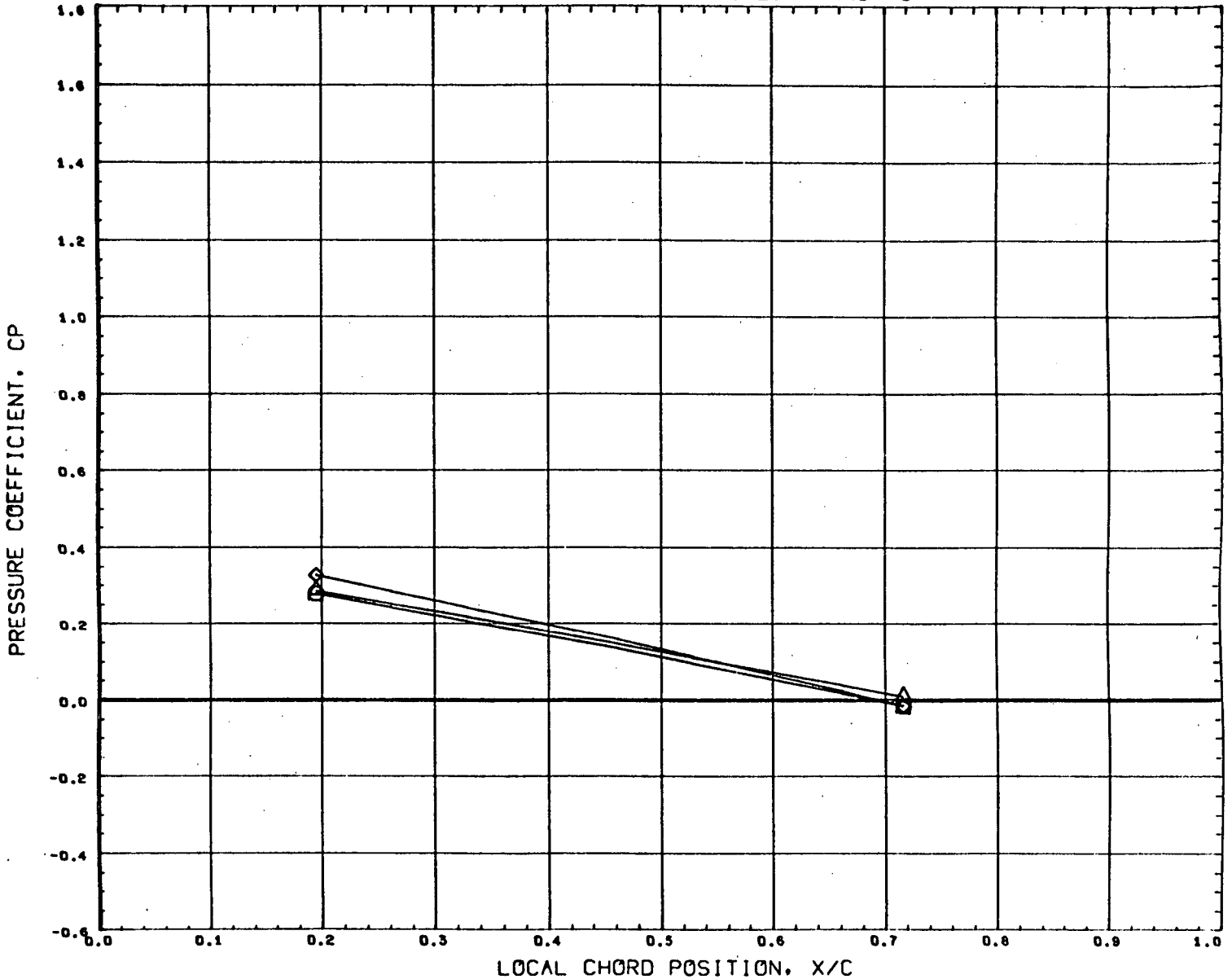
REFERENCE FILE

AEDC VA1163 MDAC BOOSTER (CANARD)

•DT8322•

PAGE 544

CHORDWISE DISTRIBUTION OF BOOSTER CANARD PRESSURES - MACH 3

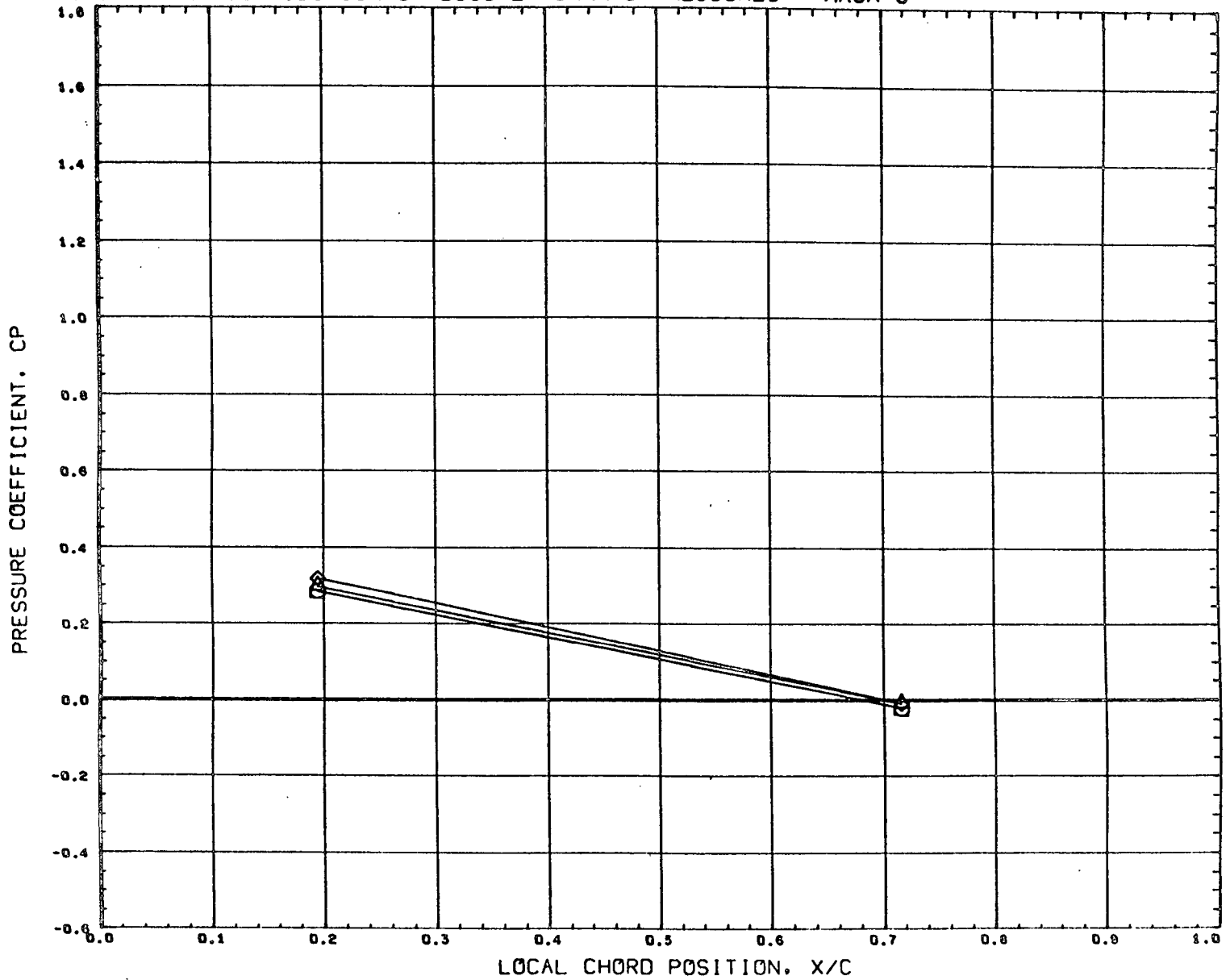


SYMBOL	DELTA X	Y/B	DELTA Z
○	0.143	0.879	0.120
△	0.103		
◇	0.226		

PARAMETRIC VALUES			
BETA	0.000	ALPHAB	- 4.939
MACH	3.000	ALPHA I	0.000
ORBPOW	0.000	BSTPOW	0.000

REFERENCE FILE

CHORDWISE DISTRIBUTION OF BOOSTER CANARD PRESSURES - MACH 3



SYMBOL	DELTA X	Y/B	DELTA Z
○	0.144	0.565	0.151
△	0.101		
◇	0.226		

PARAMETRIC VALUES			
BETA	0.000	ALPHAB	- 4.939
MACH	3.000	ALPHA I	0.000
ORBPOW	0.000	BSTPOW	0.000

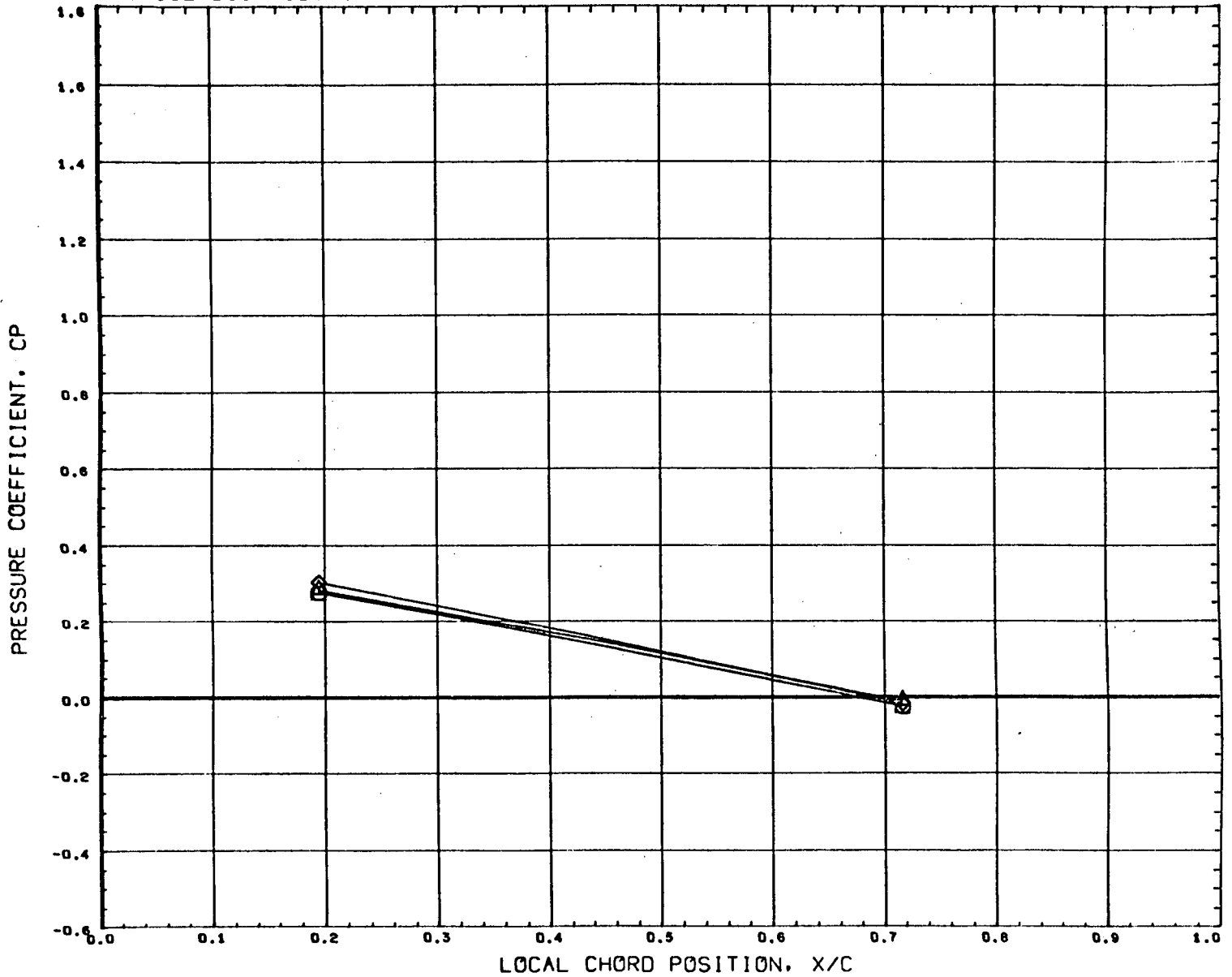
REFERENCE FILE

AEDC VA1163 MDAC BOOSTER (CANARD)

•DT8322•

PAGE 546

CHORDWISE DISTRIBUTION OF BOOSTER CANARD PRESSURES - MACH 3

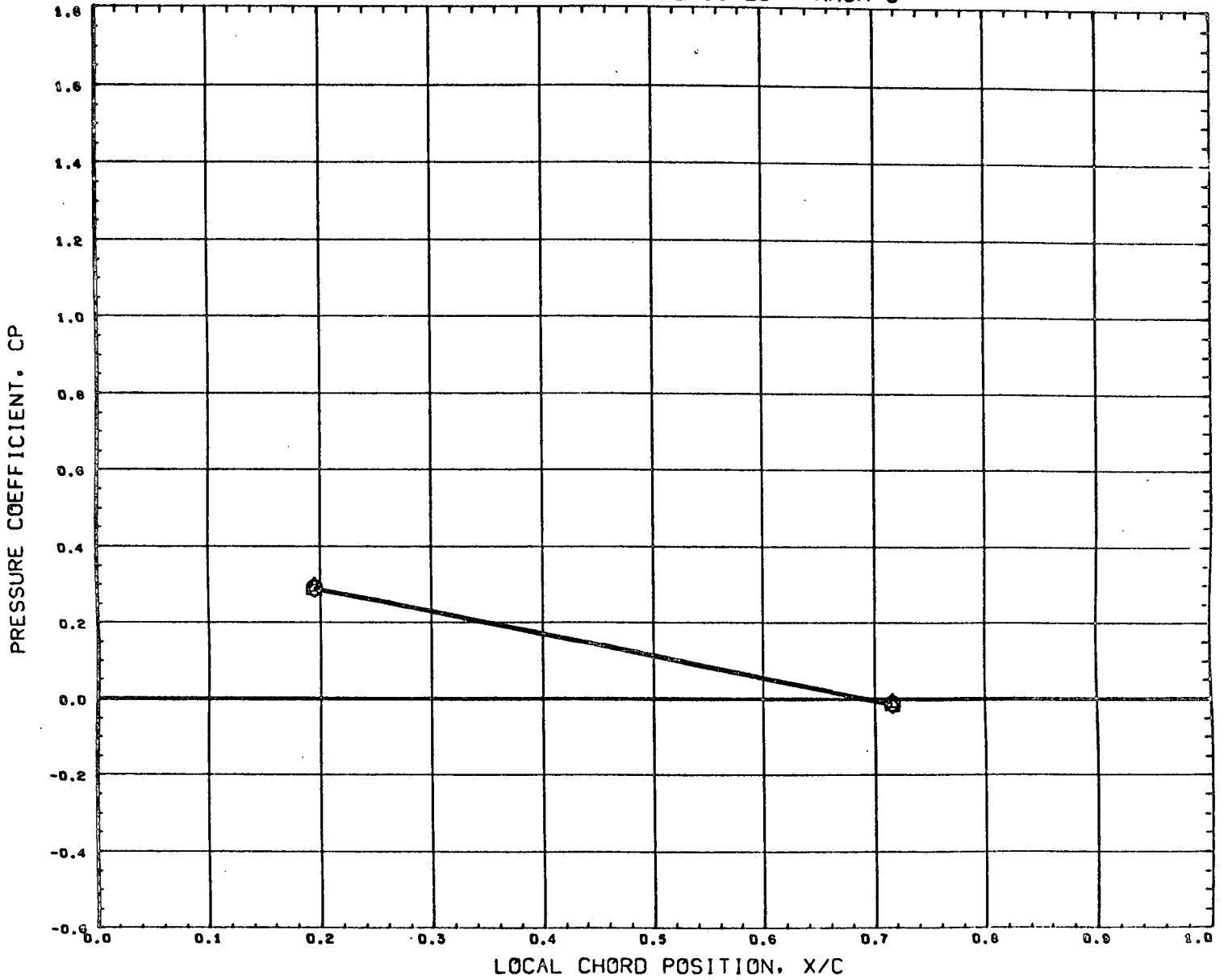


SYMBOL	DELTA X	Y/B	DELTA Z
○	0.144	0.879	0.151
△	0.101		
◇	0.226		

PARAMETRIC VALUES			
BETA	0.000	ALPHAB	- 4.939
MACH	3.000	ALPHA1	0.000
ORBPOW	0.000	BSTPOW	0.000

REFERENCE FILE

CHORDWISE DISTRIBUTION OF BOOSTER CANARD PRESSURES - MACH 3



SYMBOL	DELTA X	Y/B	DELTA Z
○	0.143	0.565	0.228
△	0.104		
◇	0.227		

PARAMETRIC VALUES			
BETA	0.000	ALPHAB	4.939
MACH	3.000	ALPHA I	0.000
ORBPOW	0.000	BSTPOW	0.000

REFERENCE FILE

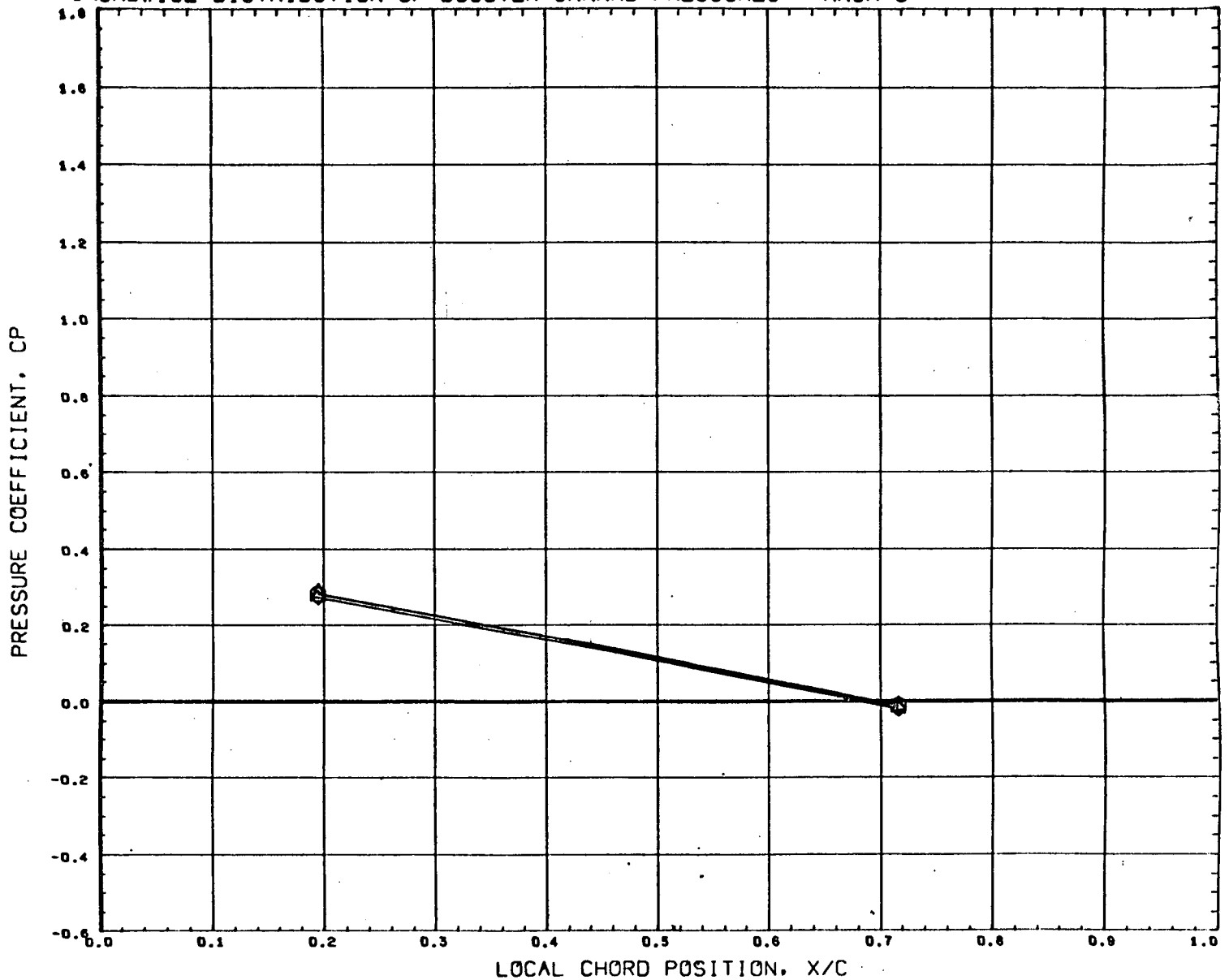
AEDC VA1163 MDAC BOOSTER (CANARD)

•DT8322•

PAGE 548

11/12

CHORDWISE DISTRIBUTION OF BOOSTER CANARD PRESSURES - MACH 3



SYMBOL	DELTA X	Y/B	DELTA Z
○	0.143	0.679	0.226
△	0.104		
◇	0.227		

PARAMETRIC VALUES			
BETA	0.000	ALPHAB	- 4.939
MACH	3.000	ALPHA1	0.000
ORBPOW	0.000	BSTPOW	0.000

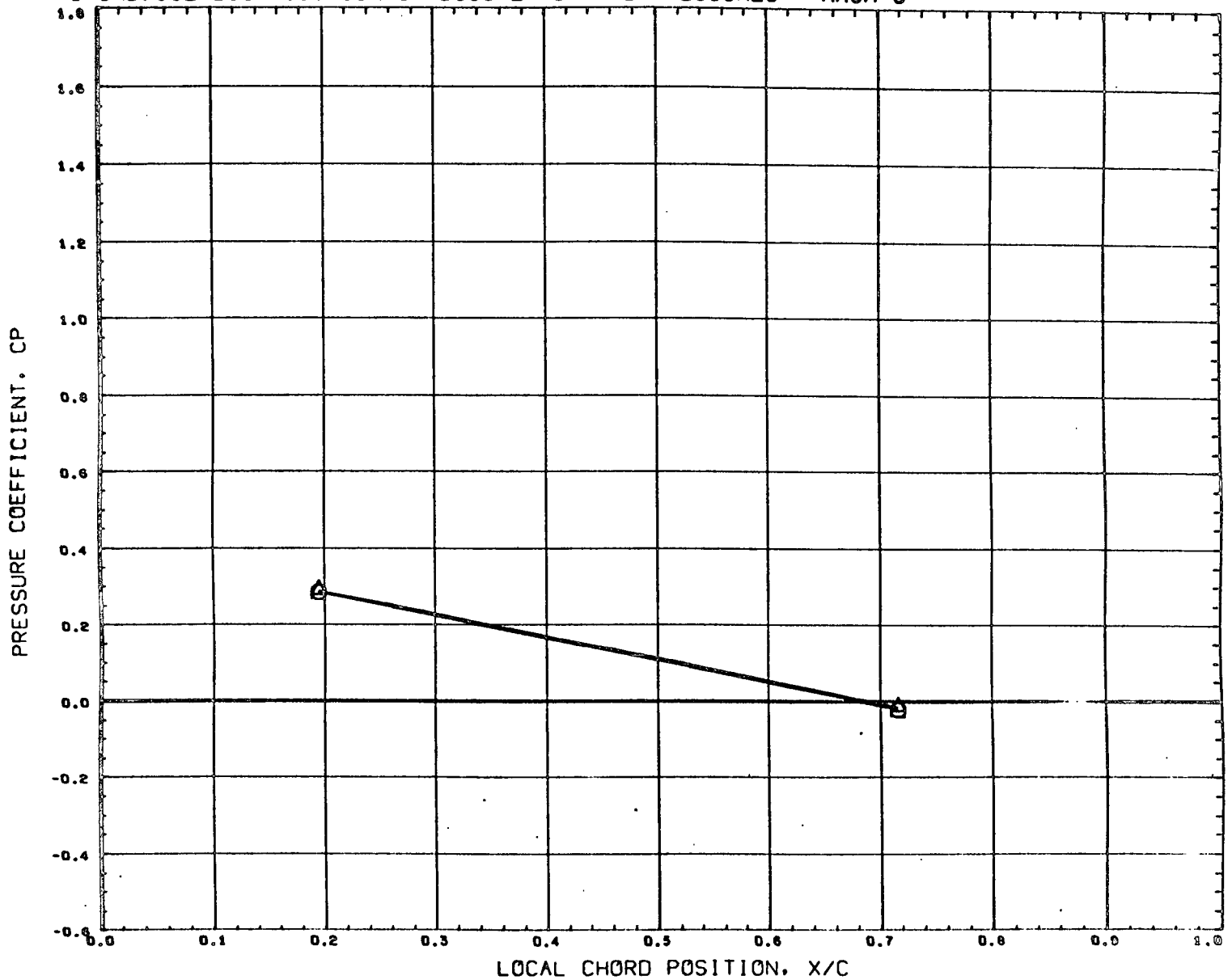
REFERENCE FILE

AEDC VA1163 MDAC BOOSTER (CANARD)

•DT8322•

PAGE 549

CHORDWISE DISTRIBUTION OF BOOSTER CANARD PRESSURES - MACH 3



SYMBOL	DELTA X	Y/B	DELTA Z
○	0.391	0.565	0.908
△	0.316		

PARAMETRIC VALUES			
BETA	0.000	ALPHAB	- 4.959
MACH	3.000	ALPHA1	0.000
ORBPOW	0.000	BSTPOW	0.000

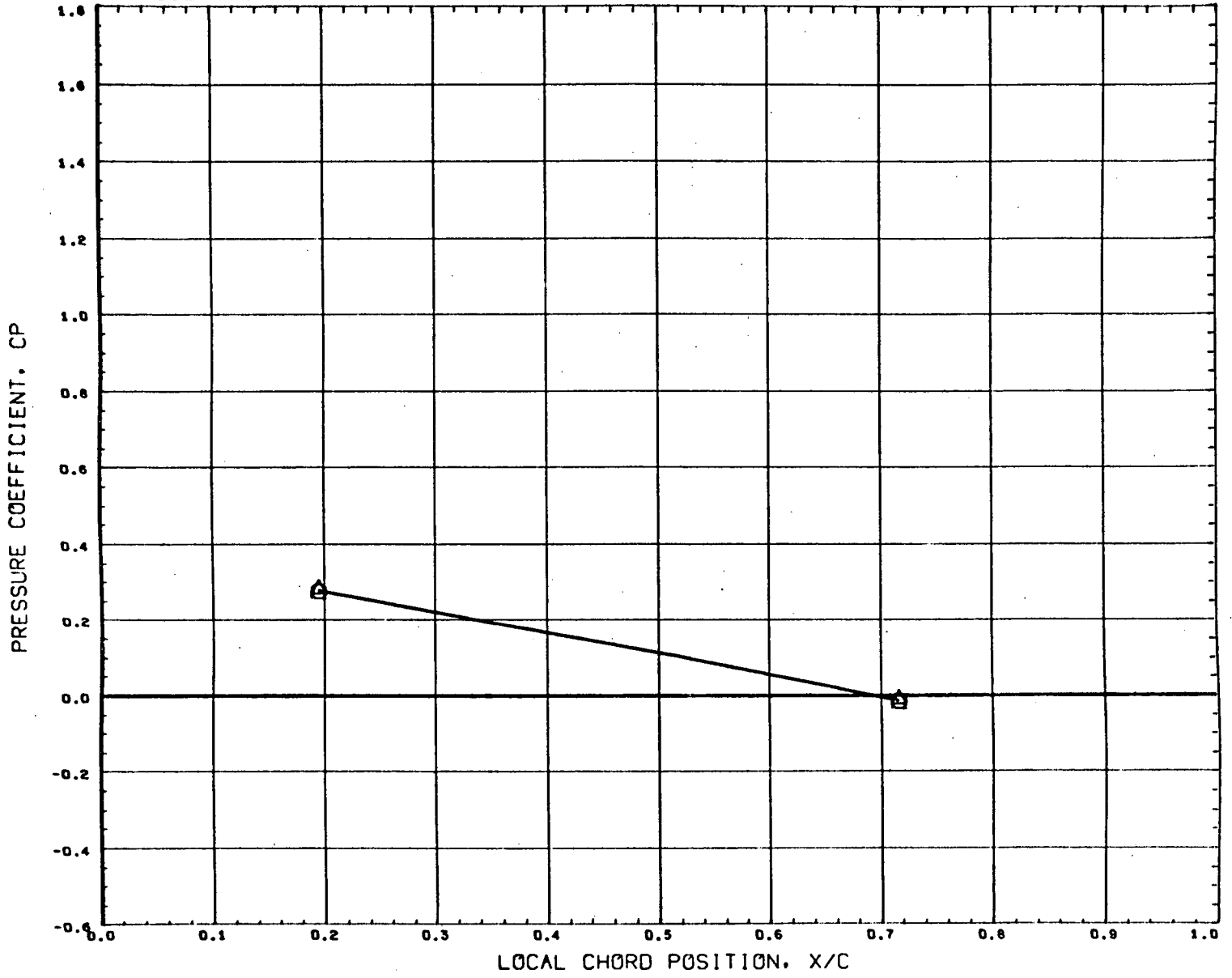
REFERENCE FILE

AEDC VA1163 MDAC BOOSTER (CANARD)

•DT8322•

PAGE 550

CHORDWISE DISTRIBUTION OF BOOSTER CANARD PRESSURES - MACH 3



SYMBOL	DELTA X	Y/B	DELTA Z
○	0.391	0.879	0.908
△	0.516		

PARAMETRIC VALUES			
BETA	0.000	ALPHAB	- 4.939
MACH	3.000	ALPHA I	0.000
ORBPOW	0.000	BSTPOW	0.000

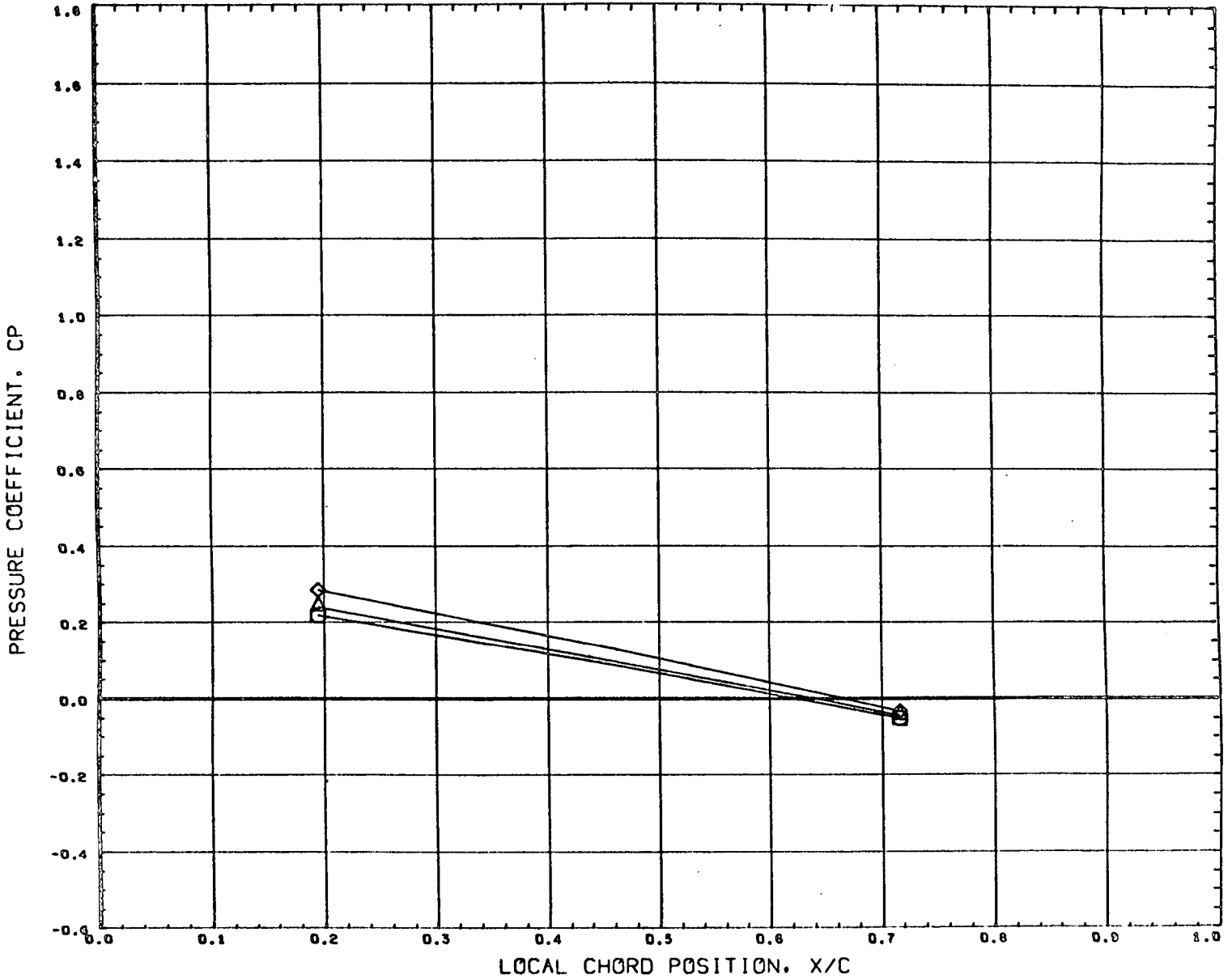
REFERENCE FILE

AEDC VA1163 MDAC BOOSTER (CANARD)

•DT8322•

PAGE 551

CHORDWISE DISTRIBUTION OF BOOSTER CANARD PRESSURES - MACH 3



SYMBOL	DELTA X	Y/B	DELTA Z
○	0.143	0.565	0.120
△	0.103		
◇	0.226		

PARAMETRIC VALUES			
BETA	0.000	ALPHAB	0.019
MACH	3.000	ALPHA I	0.000
ORBPOW	0.000	BSTPOW	0.000

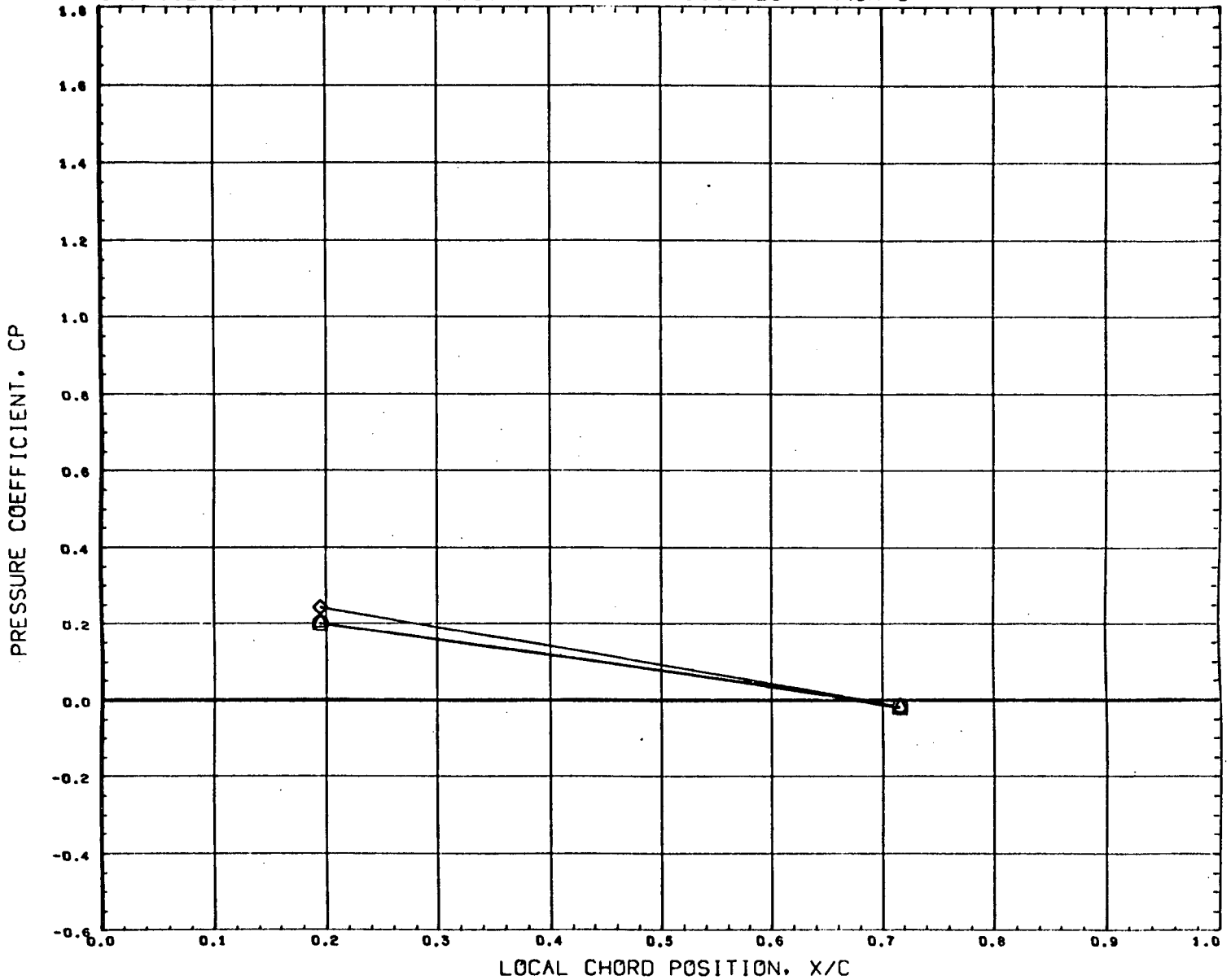
REFERENCE FILE

AEDC VA1163 MDAC BOOSTER (CANARD)

•DT8323•

PAGE 552

CHORDWISE DISTRIBUTION OF BOOSTER CANARD PRESSURES - MACH 3



SYMBOL	DELTA X	Y/B	DELTA Z
○	0.143	0.879	0.120
△	0.103		
◇	0.226		

PARAMETRIC VALUES			
BETA	0.000	ALPHA B	0.019
MACH	3.000	ALPHA I	0.000
ORBPOW	0.000	BSTPOW	0.000

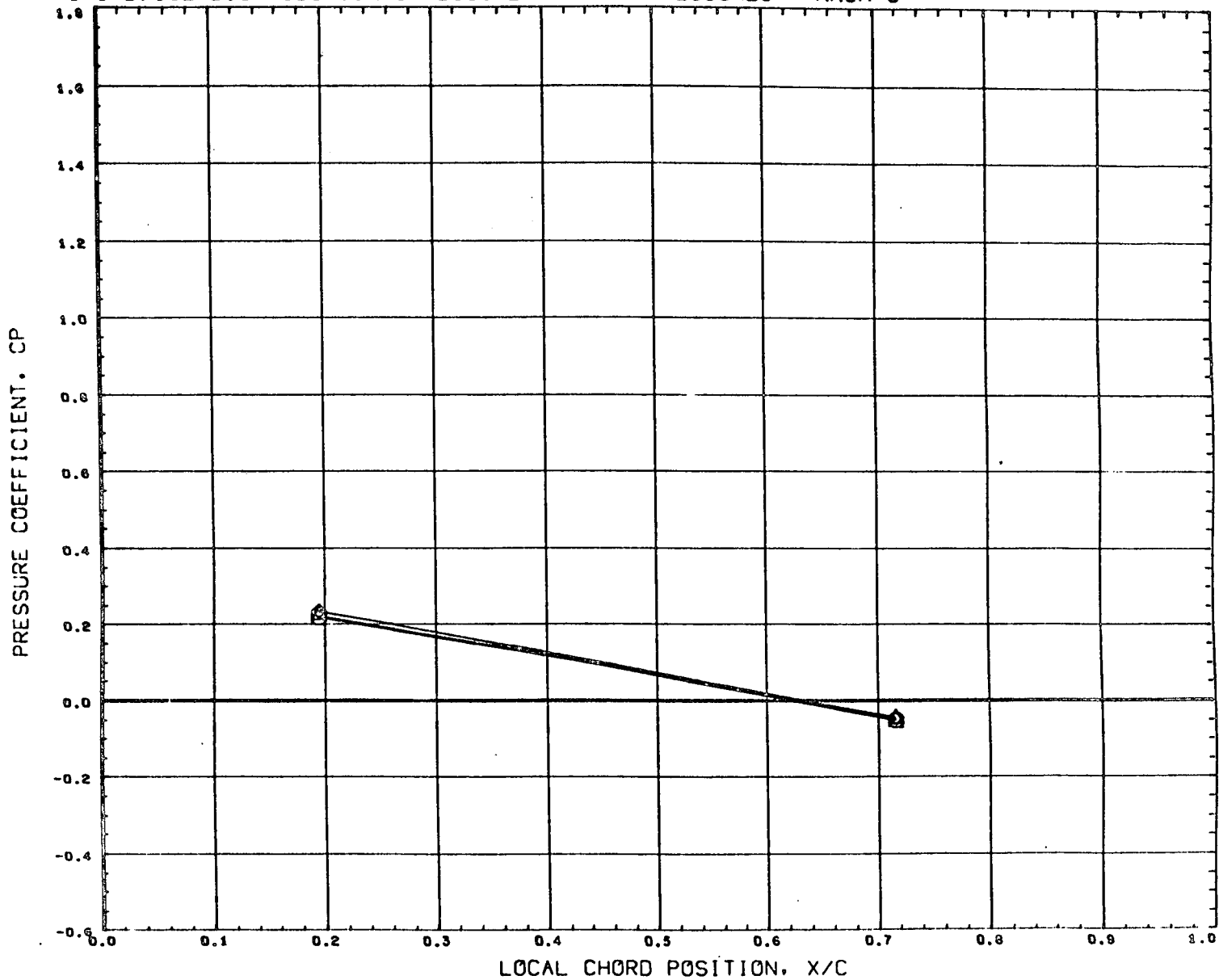
REFERENCE FILE

AEDC VA1163 MDAC BOOSTER (CANARD)

•DT8323•

PAGE 553

CHORDWISE DISTRIBUTION OF BOOSTER CANARD PRESSURES - MACH 3



SYMBOL	DELTA X	Y/B	DELTA Z
○	0.144	0.565	0.151
△	0.104		
◇	0.227		

PARAMETRIC VALUES			
BETA	0.000	ALPHAB	0.019
MACH	3.000	ALPHA I	0.000
ORBPOW	0.000	BSTPOW	0.000

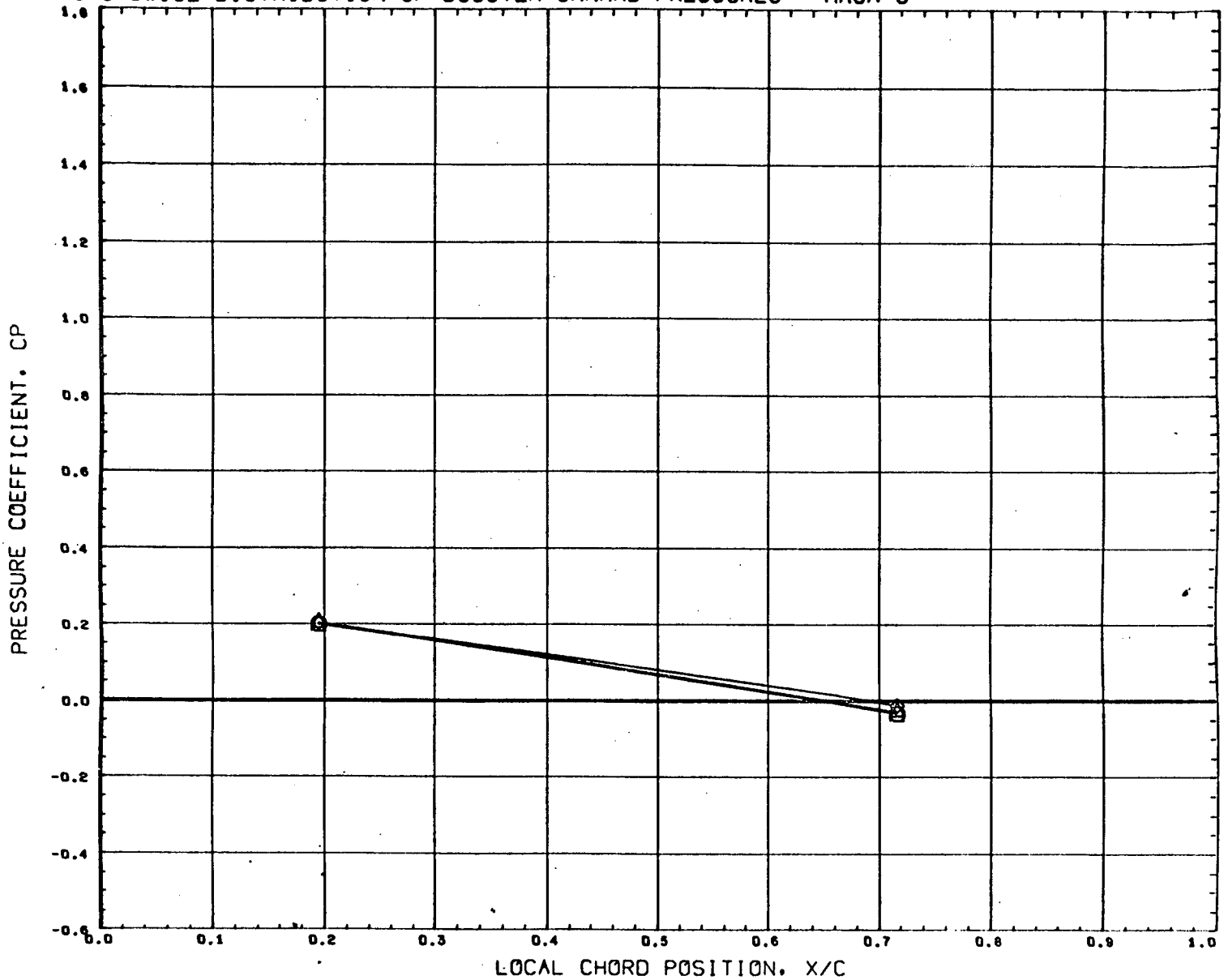
REFERENCE FILE

AEDC VA1163 MDAC BOOSTER (CANARD)

•DT8323•

PAGE 554

CHORDWISE DISTRIBUTION OF BOOSTER CANARD PRESSURES - MACH 3

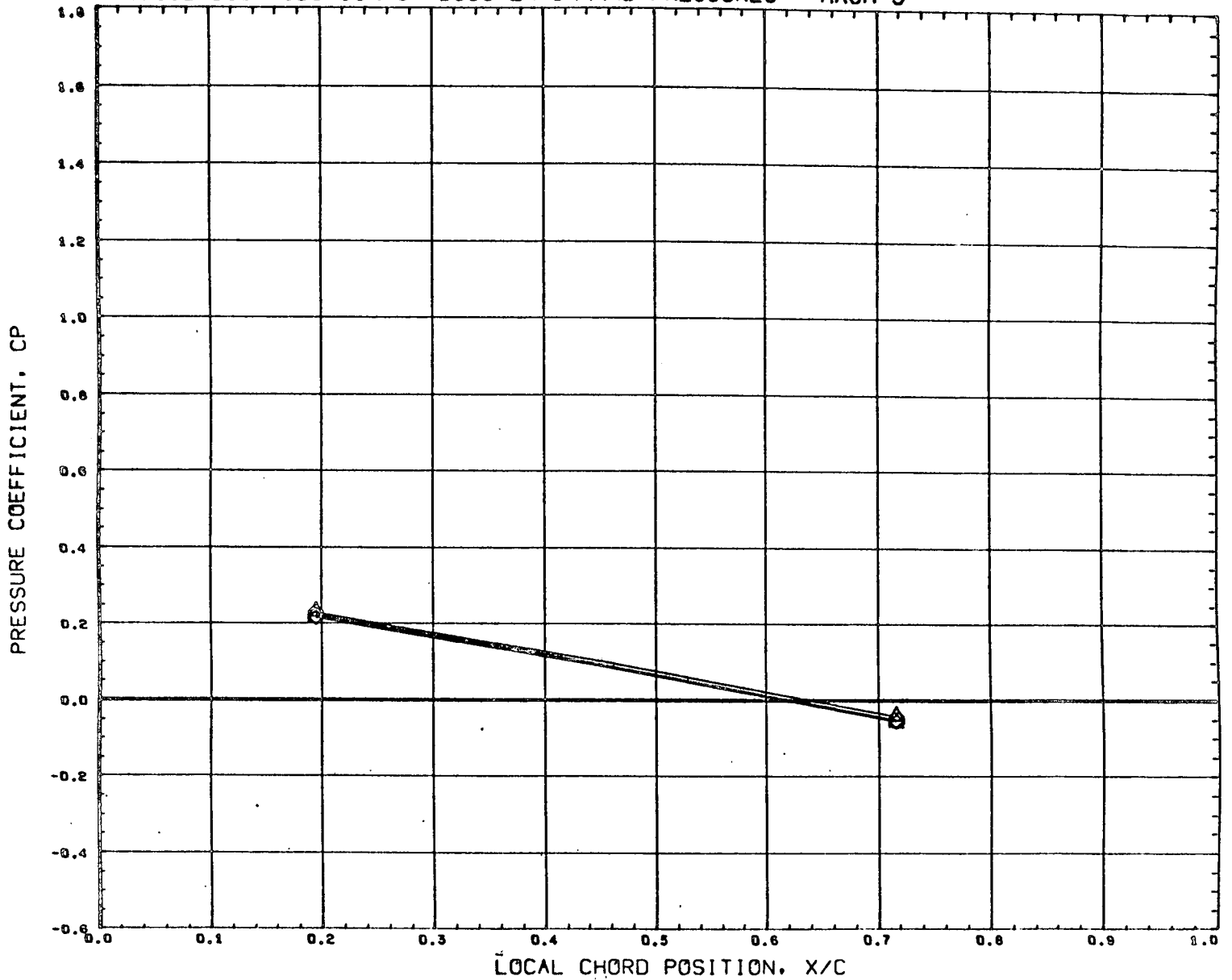


SYMBOL	DELTA X	Y/B	DELTA Z
○	0.144	0.879	0.151
△	0.104		
◇	0.227		

PARAMETRIC VALUES			
BETA	0.000	ALPHAB	0.019
MACH	3.000	ALPHAI	0.000
ORBPOW	0.000	BSTPOW	0.000

REFERENCE FILE

CHORDWISE DISTRIBUTION OF BOOSTER CANARD PRESSURES - MACH 3



SYMBOL	DELTA X	Y/B	DELTA Z
○	0.143	0.965	0.228
△	0.103		
◇	0.227		

PARAMETRIC VALUES			
BETA	0.000	ALPHAB	0.019
MACH	3.000	ALPHA I	0.000
ORBPOW	0.000	BSTPOW	0.000

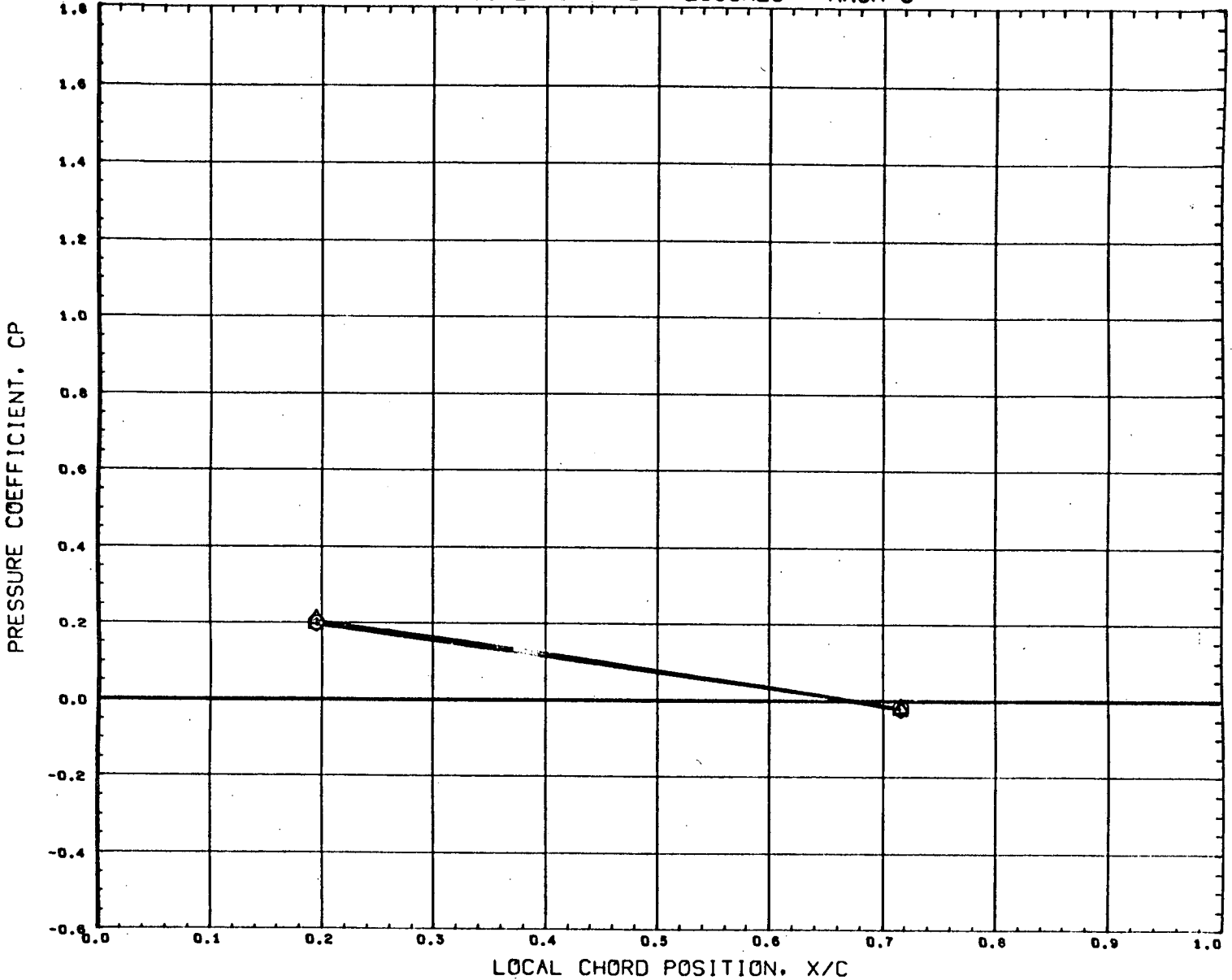
REFERENCE FILE

AEDC VA1163 MDAC BOOSTER (CANARD)

•DT8323•

PAGE 556

CHORDWISE DISTRIBUTION OF BOOSTER CANARD PRESSURES - MACH 3



SYMBOL	DELTA X	Y/B	DELTA Z
○	0.143	0.879	0.228
△	0.103		
◇	0.227		

PARAMETRIC VALUES			
BETA	0.000	ALPHAB	0.019
MACH	3.000	ALPHA I	0.000
ORBPOW	0.000	BSTPOW	0.000

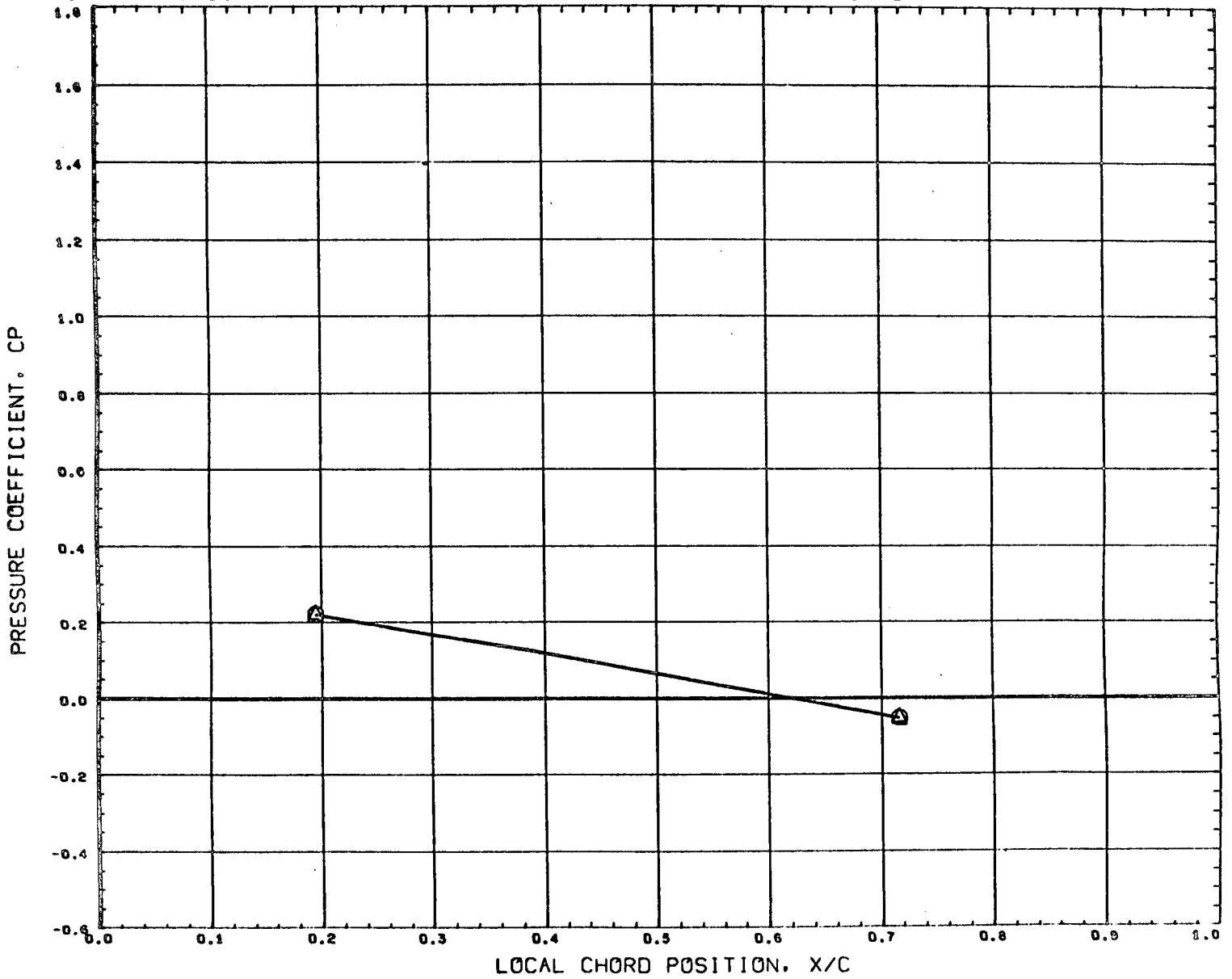
REFERENCE FILE

AEDC VA1163 MDAC BOOSTER (CANARD)

•DT8323•

PAGE 557

CHORDWISE DISTRIBUTION OF BOOSTER CANARD PRESSURES - MACH 3



SYMBOL	DELTA X	Y/B	DELTA Z
○	0.391	0.565	0.908
△	0.514		

PARAMETRIC VALUES			
BETA	0.000	ALPHAB	0.019
MACH	3.000	ALPHA1	0.000
ORBPOW	0.000	BSTPOW	0.000

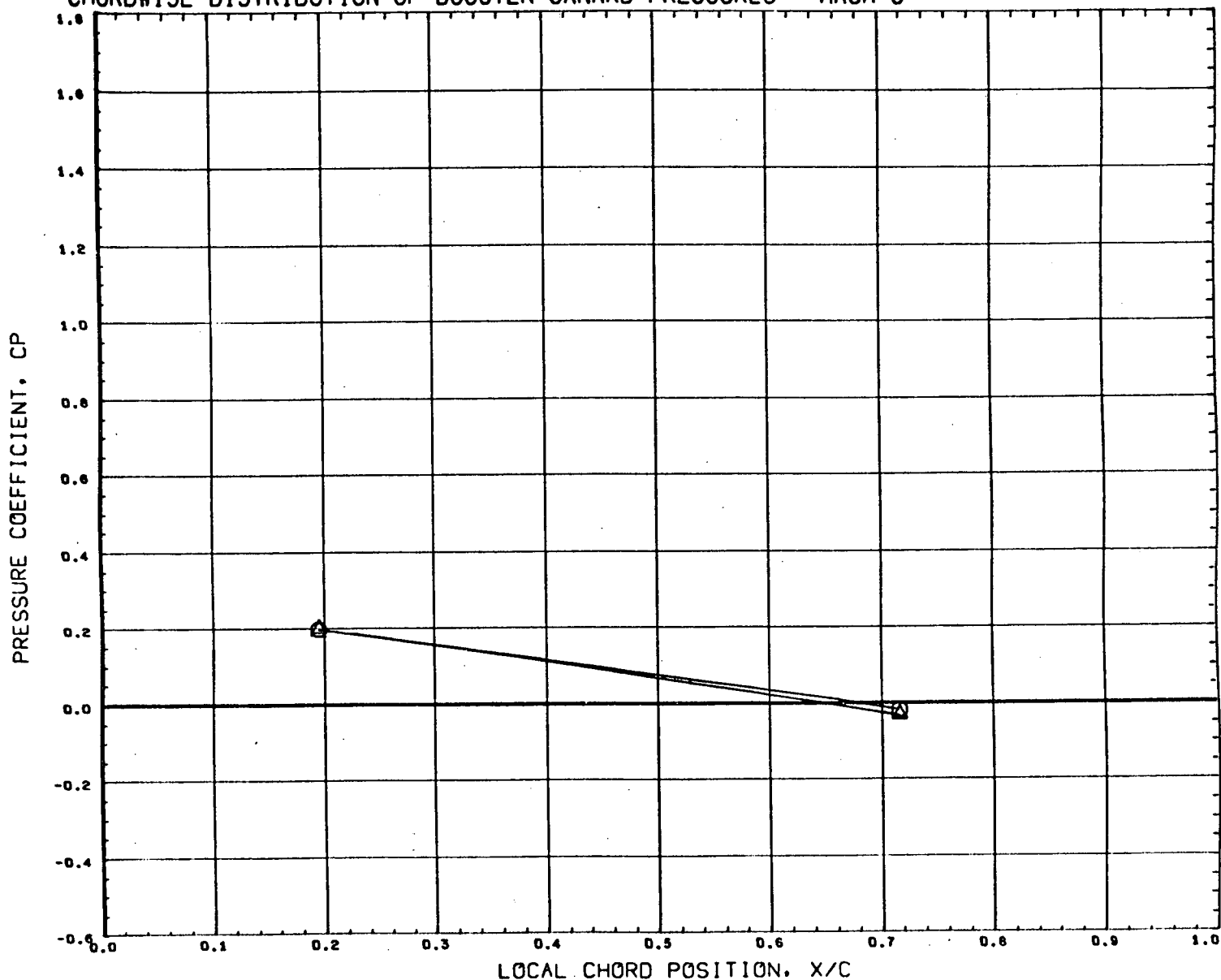
REFERENCE FILE

AECD VA1163 MDAC BOOSTER (CANARD)

•DT8323•

PAGE 558

CHORDWISE DISTRIBUTION OF BOOSTER CANARD PRESSURES - MACH 3



SYMBOL	DELTA X	Y/B	DELTA Z
○	0.391	0.879	0.908
△	0.514		

PARAMETRIC VALUES			
BETA	0.000	ALPHAB	0.019
MACH	3.000	ALPHA1	0.000
ORBPOW	0.000	BSTPOW	0.000

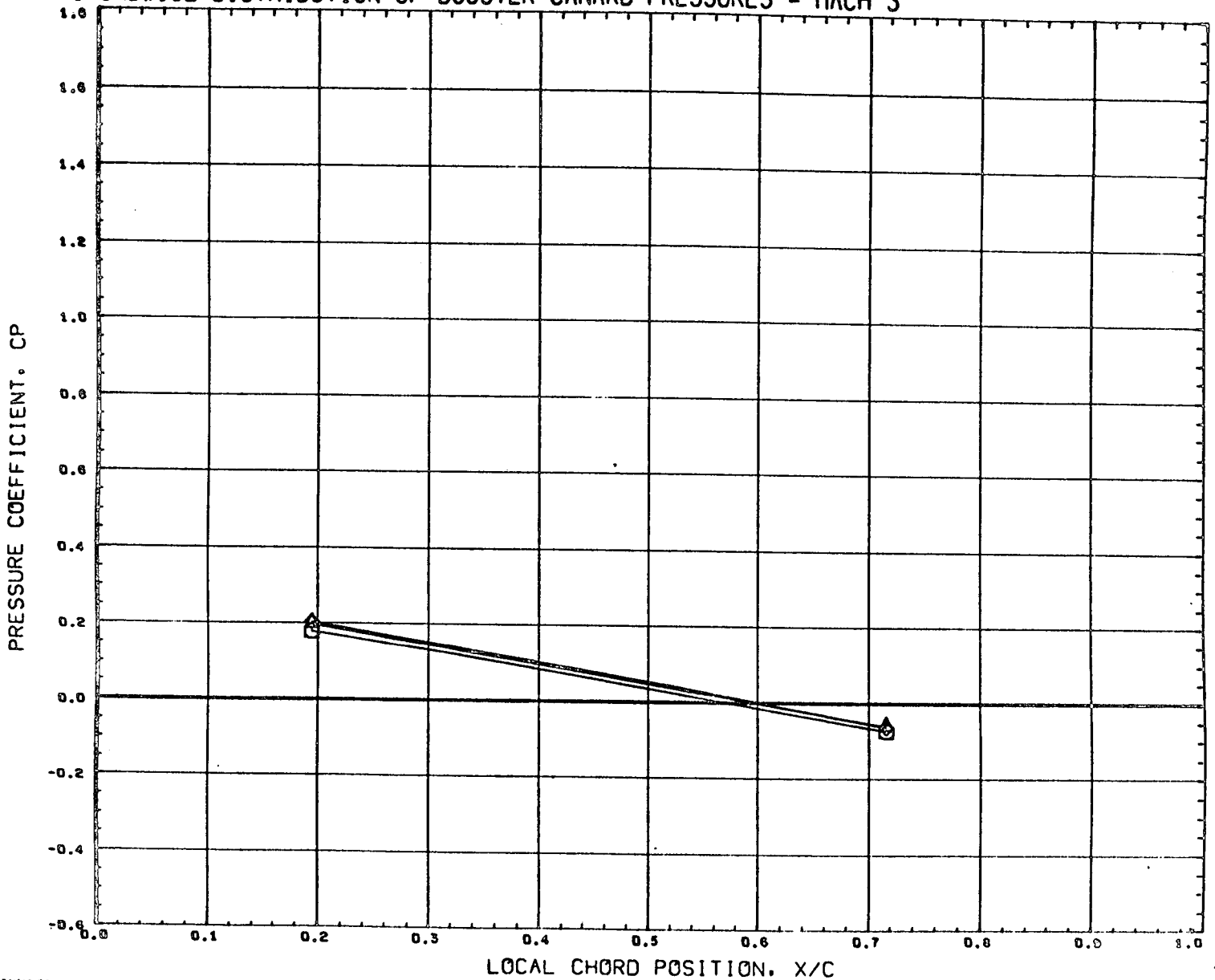
REFERENCE FILE

AEDC VA1163 MDAC BOOSTER (CANARD)

•DT8323•

PAGE 559

CHORDWISE DISTRIBUTION OF BOOSTER CANARD PRESSURES - MACH 3



SYMBOL	DELTA X	Y/B	DELTA Z
○	0.143	0.565	0.120
△	0.103		
◇	0.226		

PARAMETRIC VALUES			
BETA	0.000	ALPHAB	3.020
MACH	3.000	ALPHA1	0.000
ORBPOW	0.000	BSTPOW	0.000

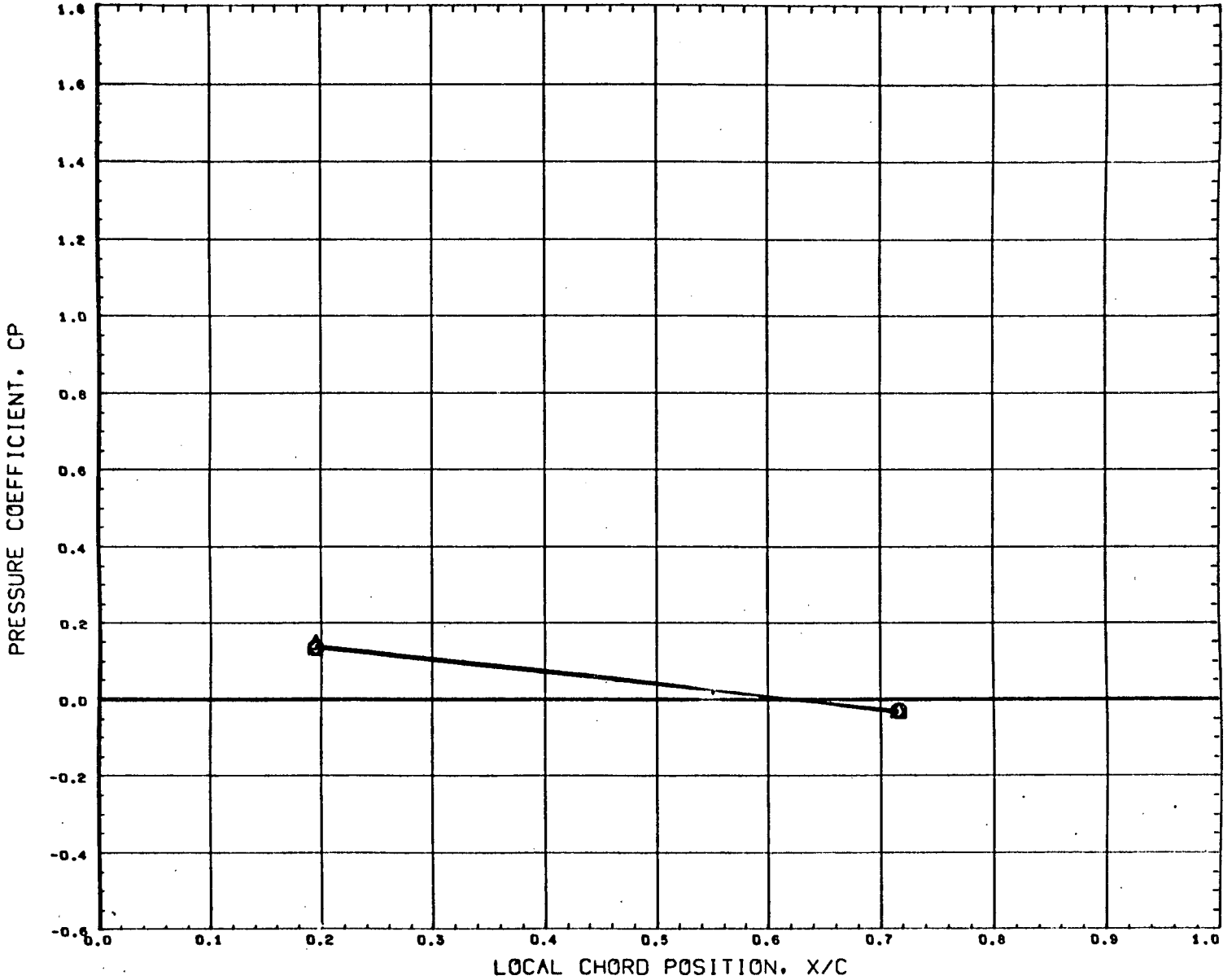
REFERENCE FILE

AEDC VA1163 MDAC BOOSTER (CANARD)

•DT8324•

PAGE 560

CHORDWISE DISTRIBUTION OF BOOSTER CANARD PRESSURES - MACH 3

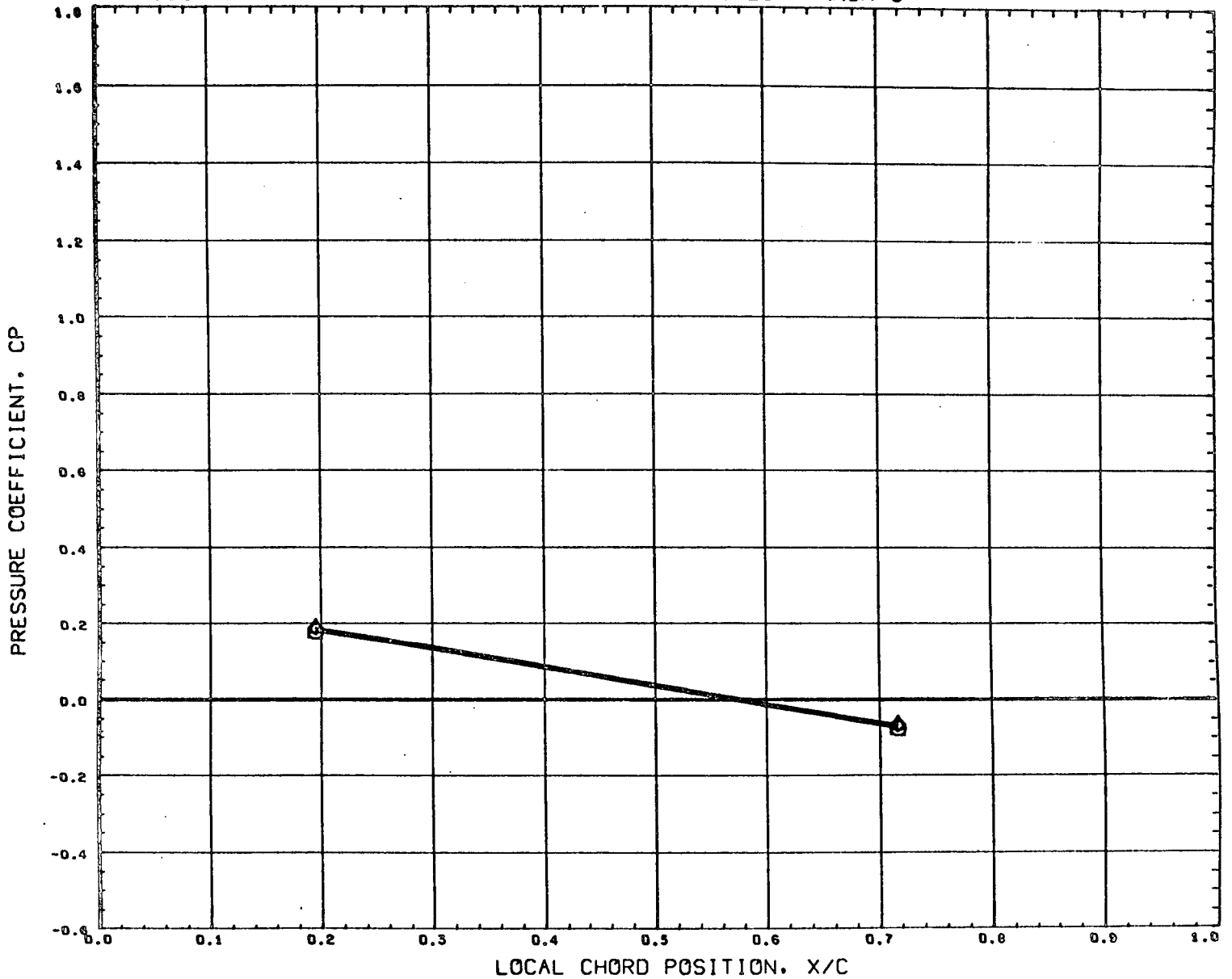


SYMBOL	DELTA X	Y/B	DELTA Z
○	0.143	0.879	0.120
△	0.103		
◇	0.226		

PARAMETRIC VALUES			
BETA	0.000	ALPHAB	5.020
MACH	3.000	ALPHA I	0.000
ORBPOW	0.000	BSTPOW	0.000

REFERENCE FILE

CHORDWISE DISTRIBUTION OF BOOSTER CANARD PRESSURES - MACH 3

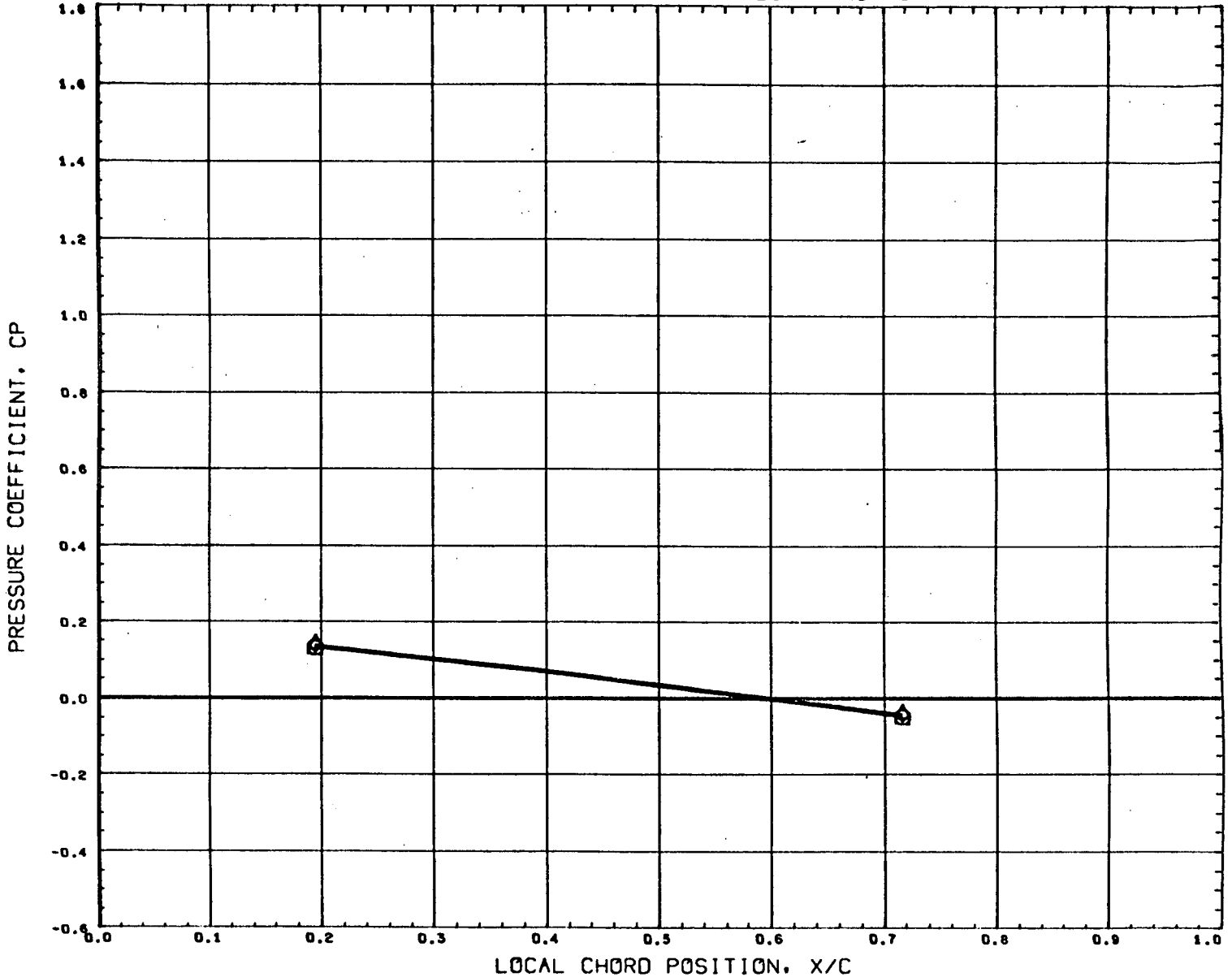


SYMBOL	DELTA X	Y/B	DELTA Z
○	0.143	0.565	0.191
△	0.103		
◇	0.227		

PARAMETRIC VALUES			
BETA	0.000	ALPHAB	9.020
MACH	3.000	ALPHA I	0.000
ORBPOW	0.000	BSTPOW	0.000

REFERENCE FILE

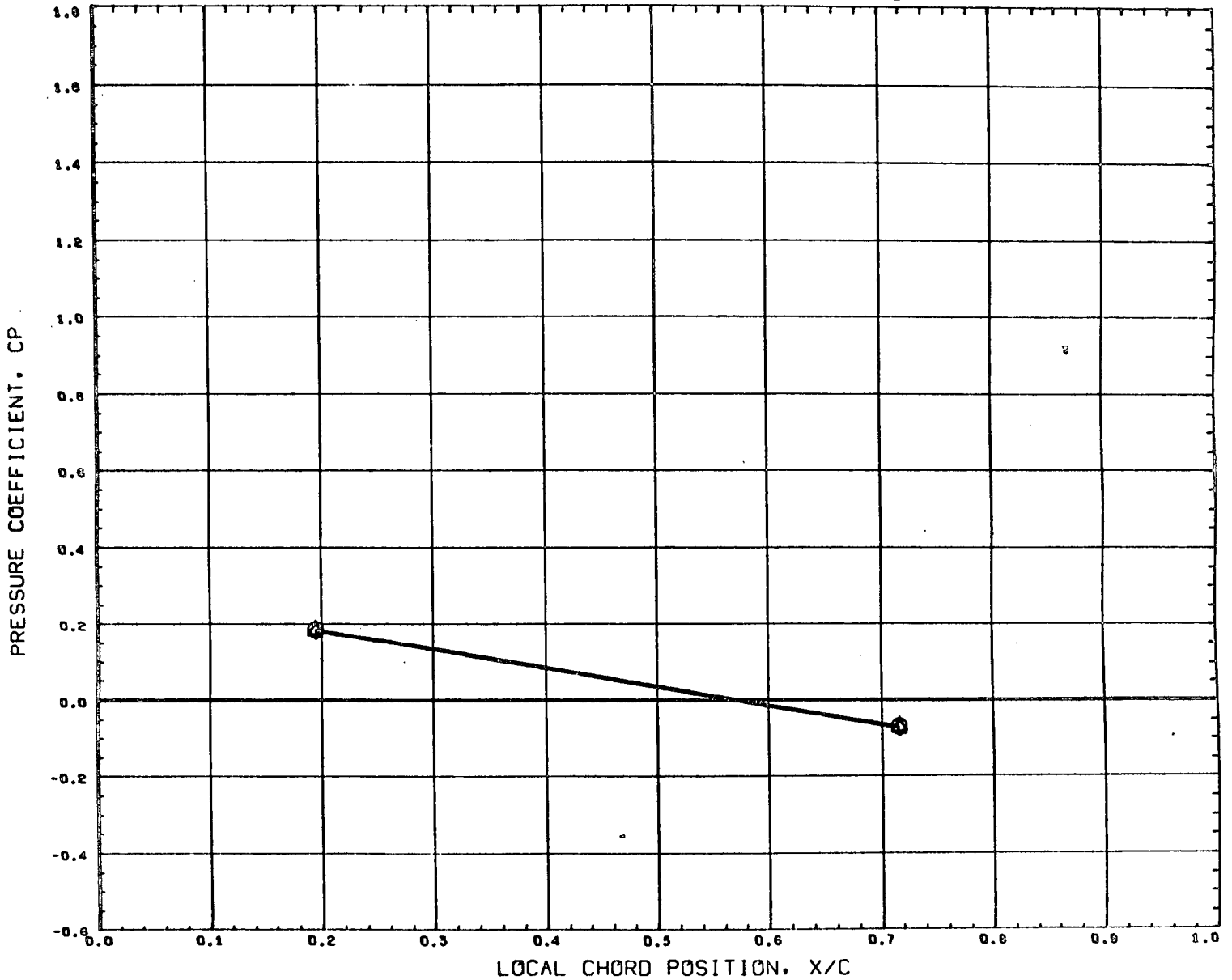
CHORDWISE DISTRIBUTION OF BOOSTER CANARD PRESSURES - MACH 3



SYMBOL	DELTA X	Y/B	DELTA Z	PARAMETRIC VALUES			
○	0.143	0.879	0.151	BETA	0.000	ALPHA B	5.020
△	0.103			MACH	3.000	ALPHA I	0.000
◇	0.227			ORBPOW	0.000	BSTPOW	0.000

REFERENCE FILE

CHORDWISE DISTRIBUTION OF BOOSTER CANARD PRESSURES - MACH 3



SYMBOL	DELTA X	Y/B	DELTA Z
○	0.143	0.365	0.228
△	0.103		
◇	0.228		

PARAMETRIC VALUES			
BETA	0.000	ALPHAB	9.020
MACH	3.000	ALPHA1	0.000
ORBPOW	0.000	BSTPOW	0.000

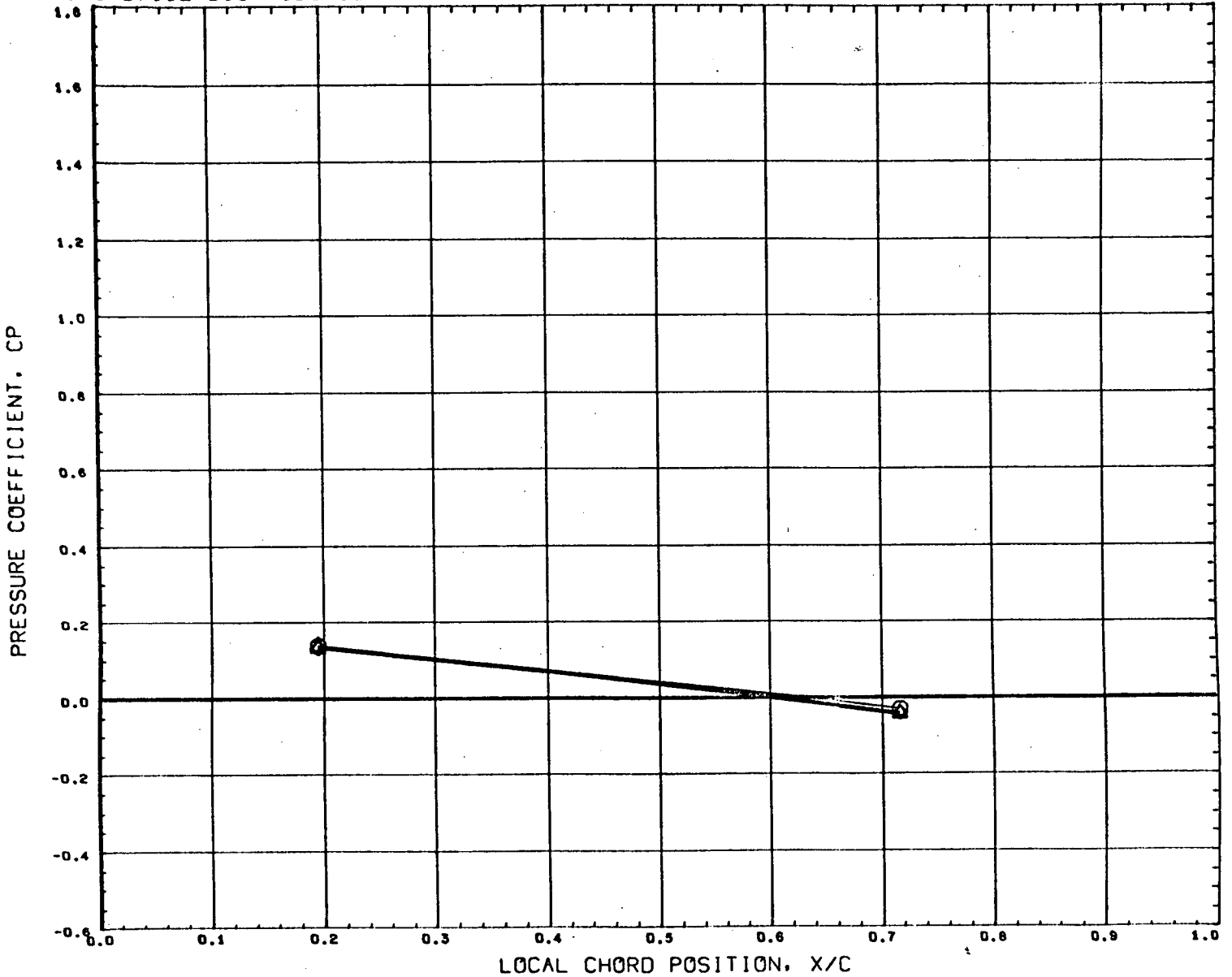
REFERENCE FILE

AEDC VA1163 MDAC BOOSTER (CANARD)

•DT8324•

PAGE 564

CHORDWISE DISTRIBUTION OF BOOSTER CANARD PRESSURES - MACH 3



SYMBOL	DELTA X	Y/B	DELTA Z
○	0.143	0.879	0.228
△	0.103		
◇	0.228		

PARAMETRIC VALUES			
BETA	0.000	ALPHAB	5.020
MACH	3.000	ALPHA1	0.000
ORBPOW	0.000	BSTPOW	0.000

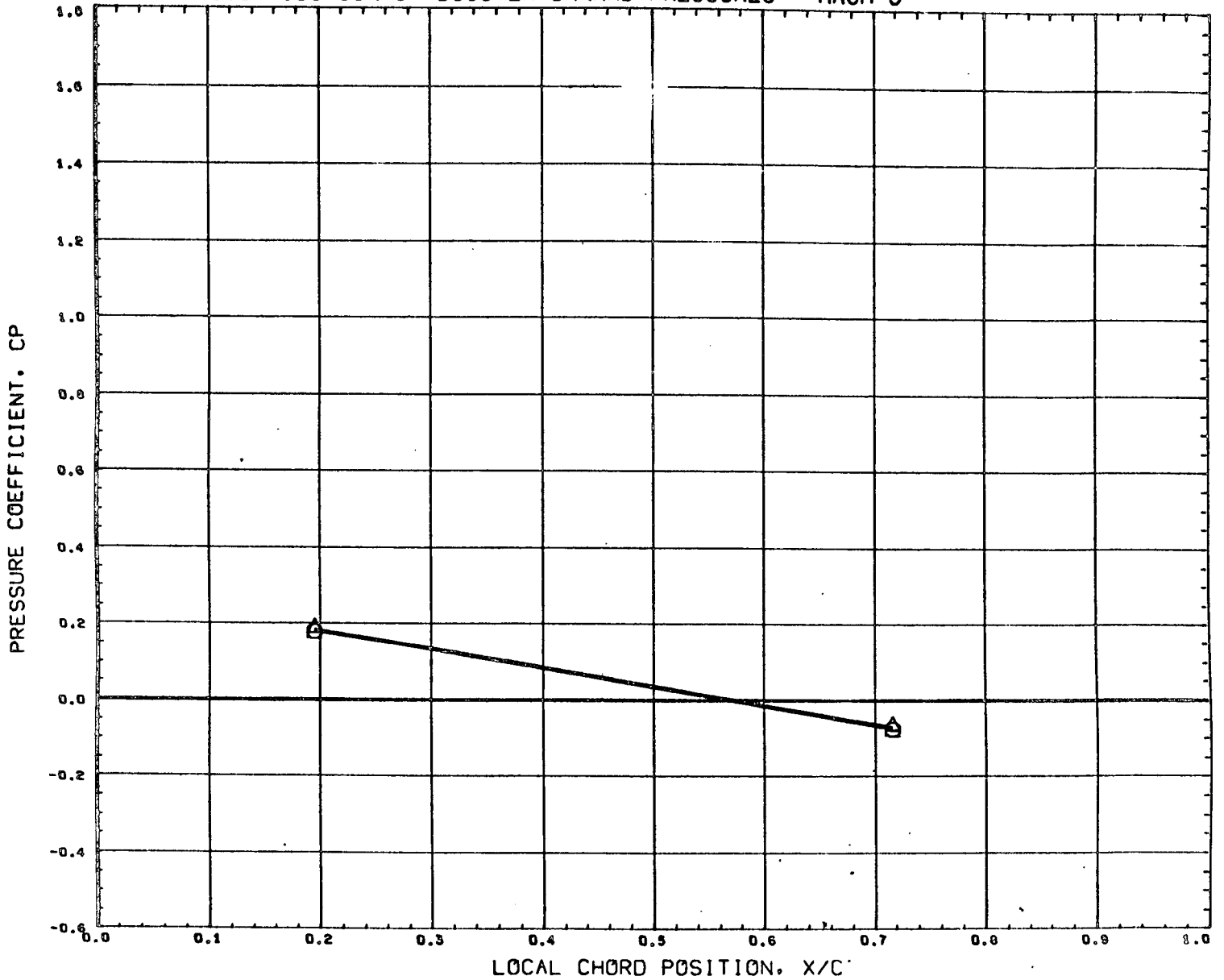
REFERENCE FILE

AEDC VA1163 MDAC BOOSTER (CANARD)

•DT8324•

PAGE 565

CHORDWISE DISTRIBUTION OF BOOSTER CANARD PRESSURES - MACH 3

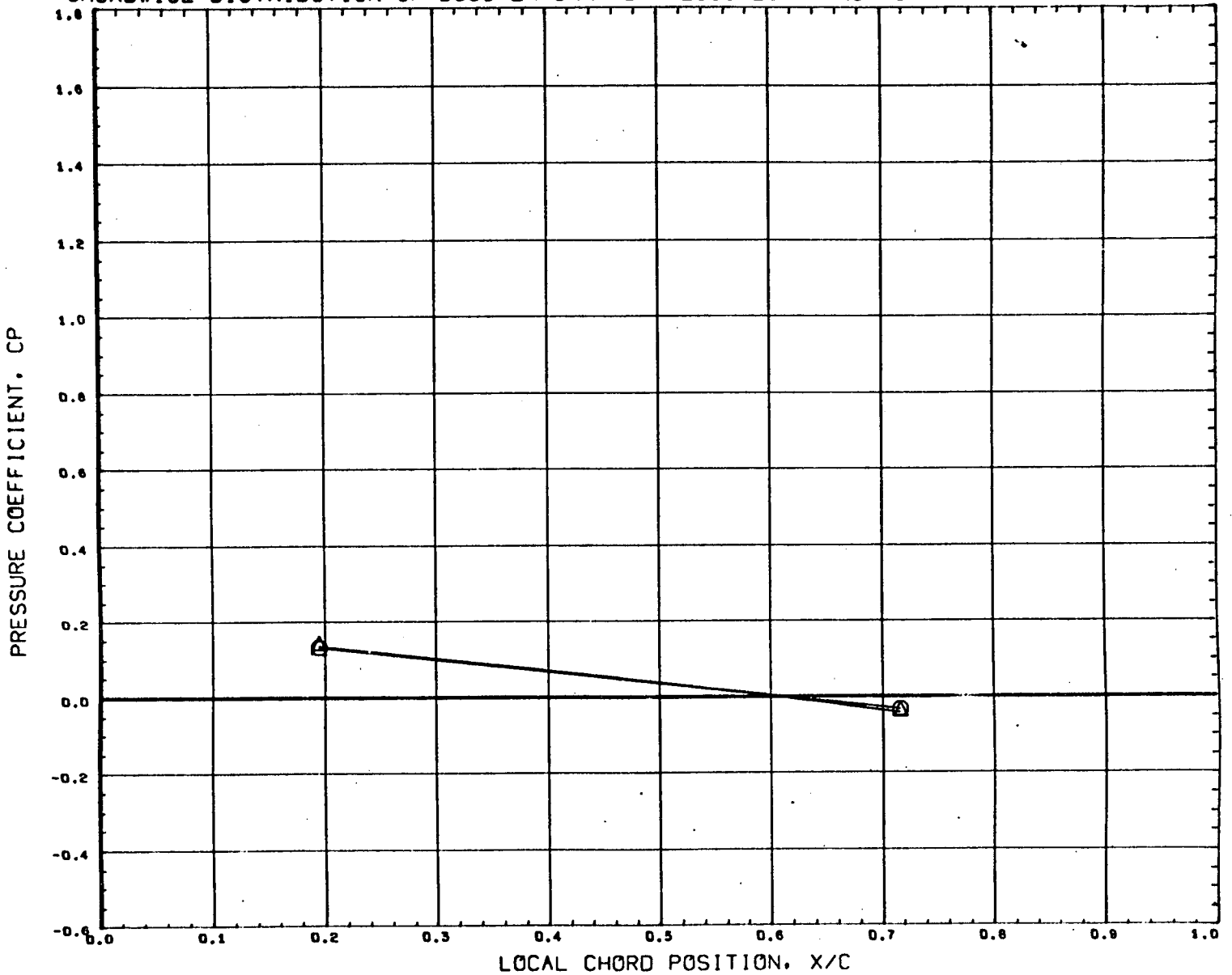


SYMBOL	DELTA X	Y/B	DELTA Z
○	0.390	0.365	0.908
△	0.511		

PARAMETRIC VALUES			
BETA	0.000	ALPHAB	5.020
MACH	3.000	ALPHA1	0.000
ORBPOW	0.000	BSTPOW	0.000

REFERENCE FILE

CHORDWISE DISTRIBUTION OF BOOSTER CANARD PRESSURES - MACH 3



SYMBOL	DELTA X	Y/B	DELTA Z
○	0.390	0.879	0.908
△	0.511		

PARAMETRIC VALUES			
BETA	0.000	ALPHAB	5.020
MACH	3.000	ALPHA1	0.000
ORBPOW	0.000	BSTPOW	0.000

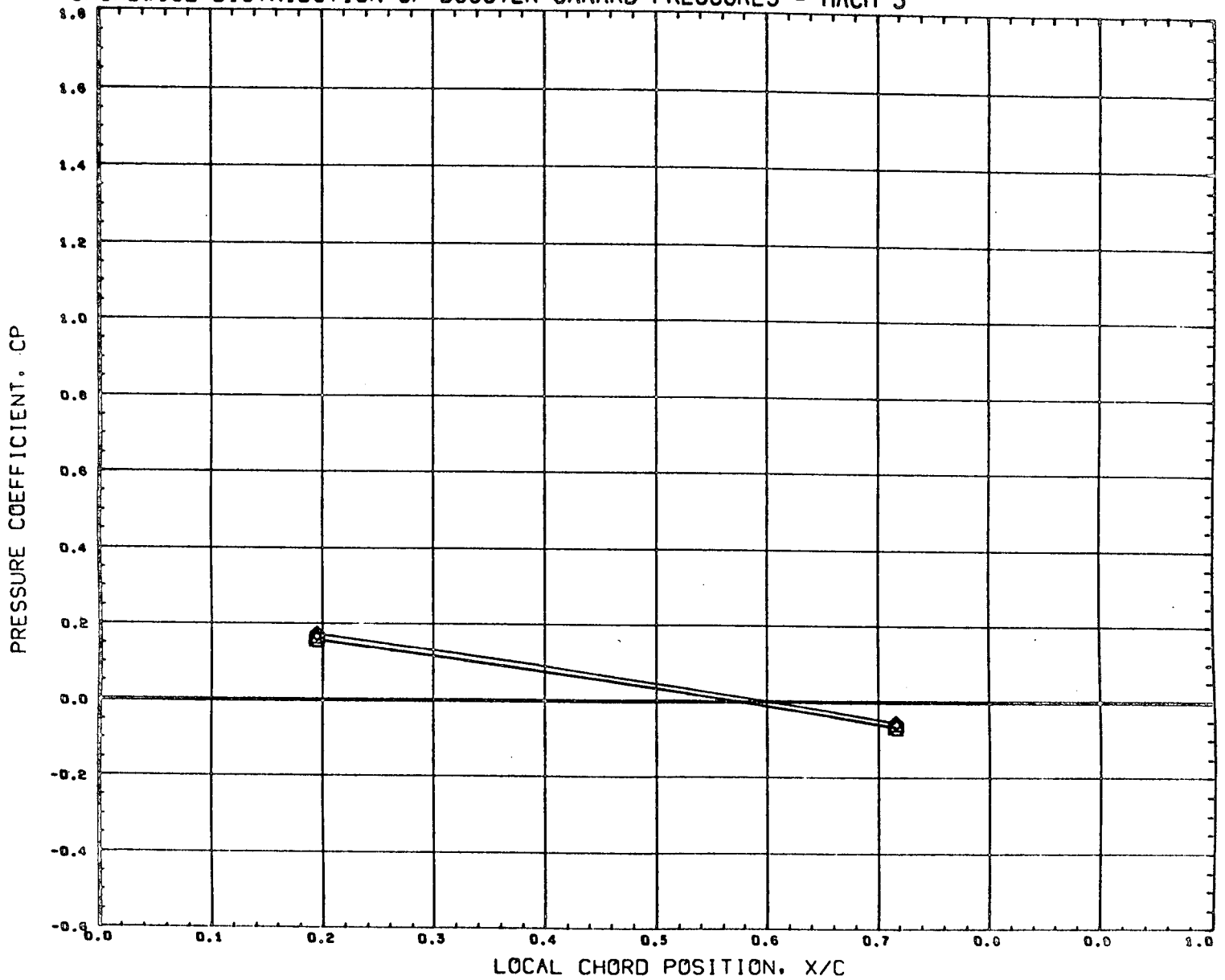
REFERENCE FILE

AEDC VA1163 MDAC BOOSTER (CANARD)

•DT8324•

PAGE 567

CHORDWISE DISTRIBUTION OF BOOSTER CANARD PRESSURES - MACH 3



SYMBOL	DELTA X	Y/B	DELTA Z
○	0.143	0.565	0.120
△	0.101		
◇	0.226		

PARAMETRIC VALUES			
BETA	0.000	ALPHAB	10.004
MACH	3.000	ALPHA I	0.000
ORBPOW	0.000	BSTPOW	0.000

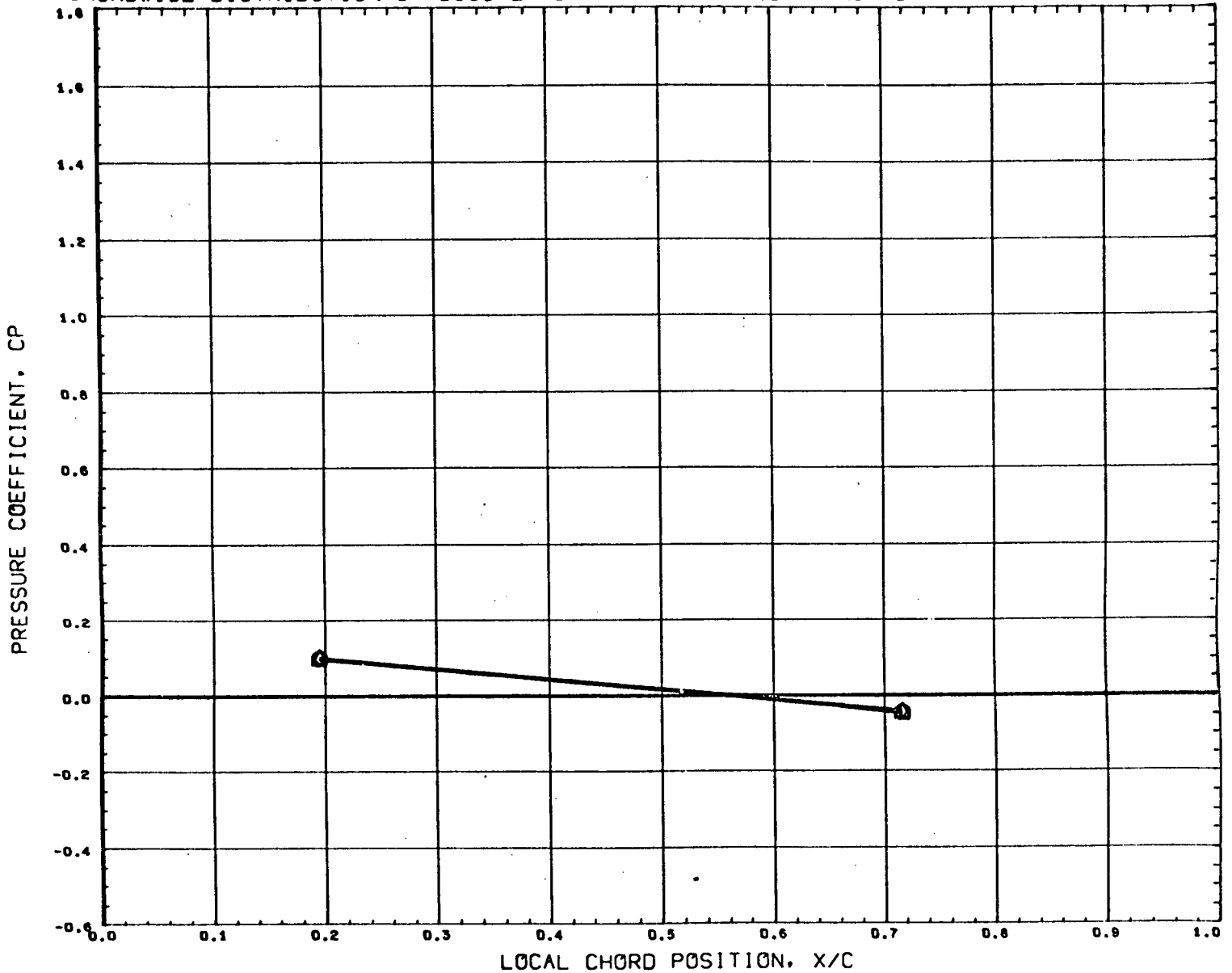
REFERENCE FILE

AEDC VA1163 MDAC BOOSTER (CANARD)

•DT8325•

PAGE 568

CHORDWISE DISTRIBUTION OF BOOSTER CANARD PRESSURES - MACH 3



SYMBOL	DELTA X	Y/B	DELTA Z
○	0.143	0.679	0.120
△	0.101		
◇	0.226		

PARAMETRIC VALUES			
BETA	0.000	ALPHAB	10.004
MACH	3.000	ALPHA I	0.000
ORBPOW	0.000	BSTPOW	0.000

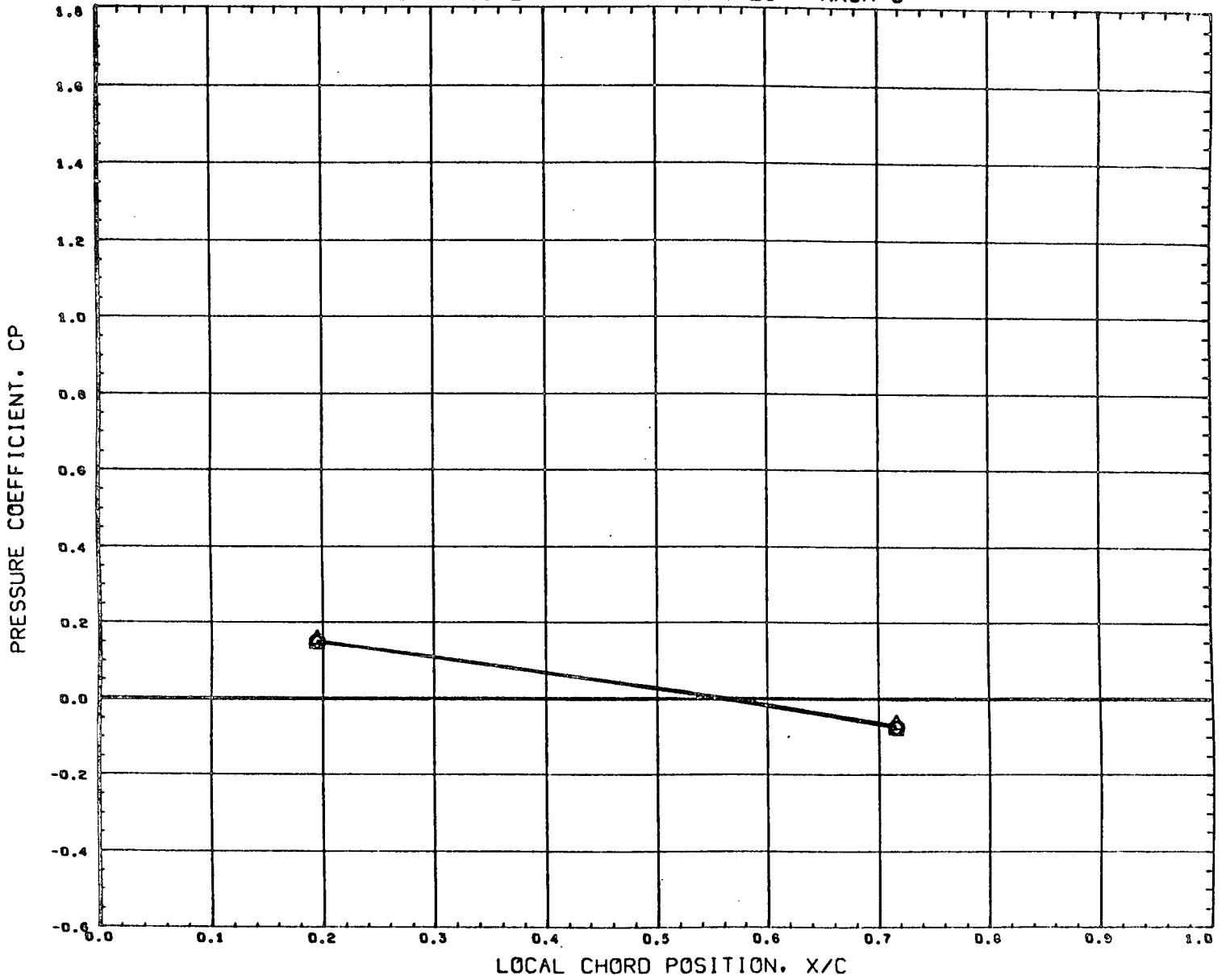
REFERENCE FILE

AEDC VA1163 MDAC BOOSTER (CANARD)

•DT8325•

PAGE 569

CHORDWISE DISTRIBUTION OF BOOSTER CANARD PRESSURES - MACH 3



SYMBOL	DELTA X	Y/B	DELTA Z
○	- 0.143	0.965	0.151
△	0.103		
◇	0.226		

PARAMETRIC VALUES			
BETA	0.000	ALPHAB	10.004
MACH	3.000	ALPHA I	0.000
ORBPOW	0.000	BSTPOW	0.000

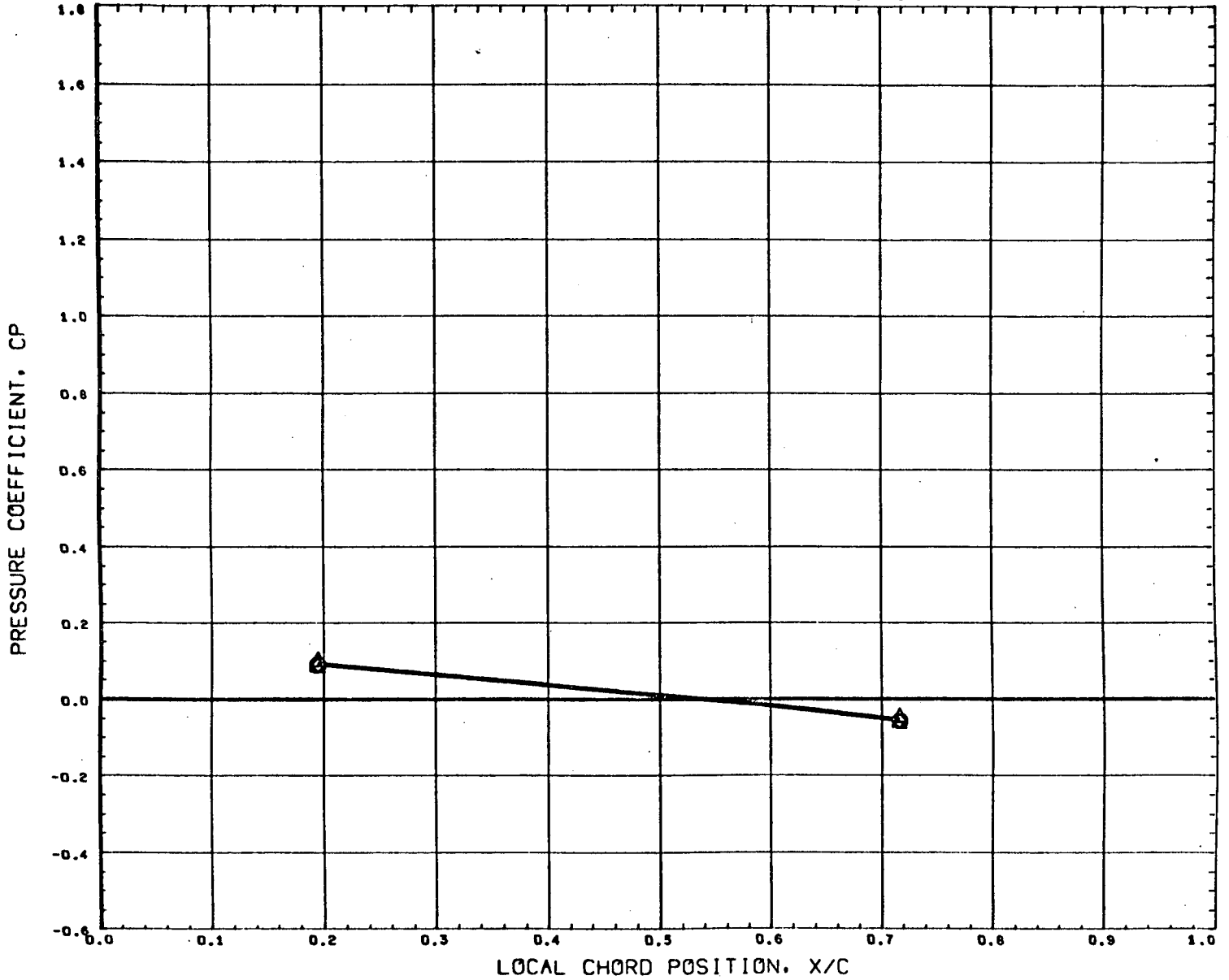
REFERENCE FILE

AEDC VA1163 MDAC BOOSTER (CANARD)

•DT8325•

PAGE 570

CHORDWISE DISTRIBUTION OF BOOSTER CANARD PRESSURES - MACH 3



SYMBOL	DELTA X	Y/B	DELTA Z
○	0.143	0.879	0.151
△	0.103		
◇	0.226		

PARAMETRIC VALUES			
BETA	0.000	ALPHAB	10.004
MACH	3.000	ALPHA1	0.000
ORBPOW	0.000	BSTPOW	0.000

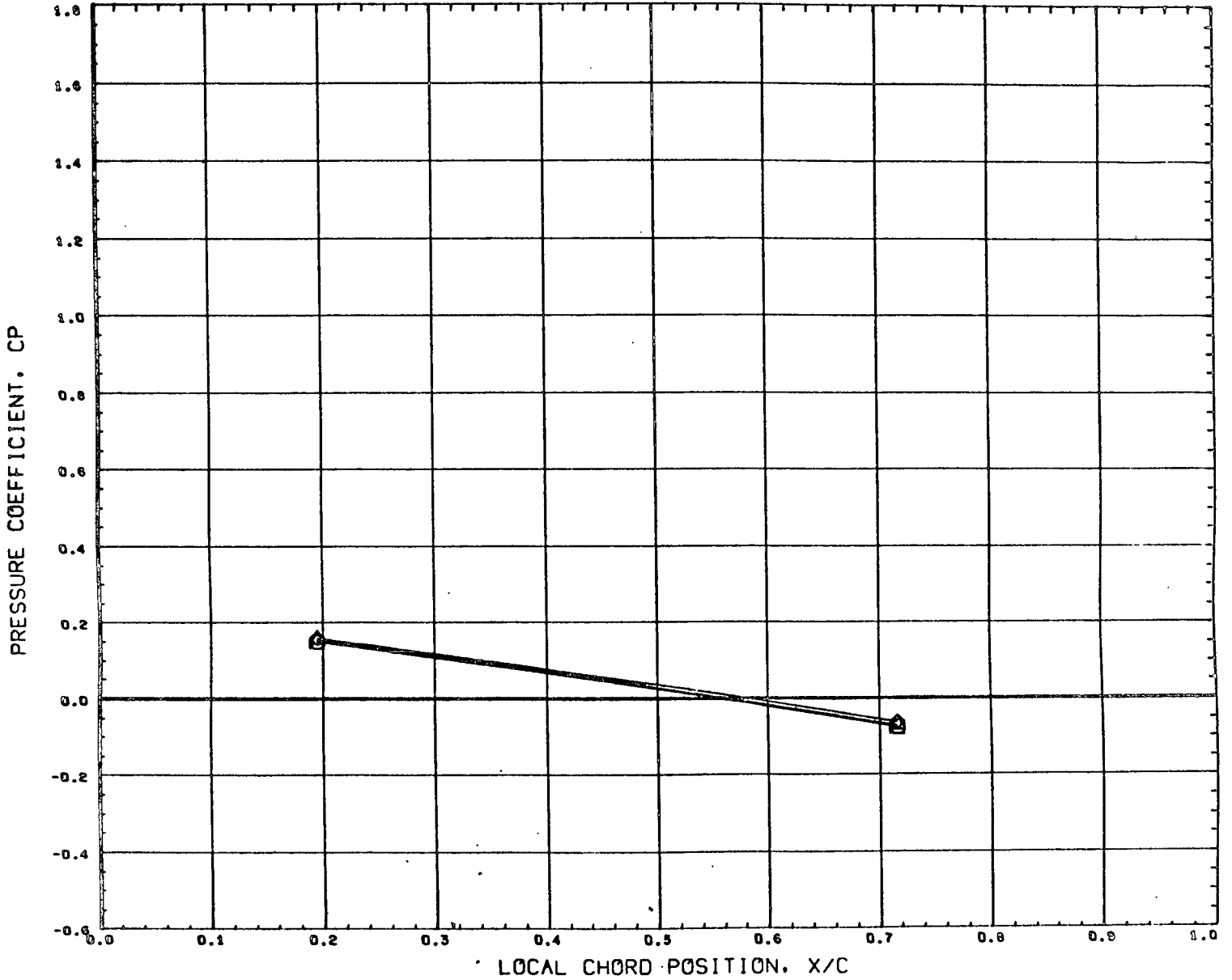
REFERENCE FILE

AEDC VA1163 MDAC BOOSTER (CANARD)

•DT8325•

PAGE 571

CHORDWISE DISTRIBUTION OF BOOSTER CANARD PRESSURES - MACH 3



SYMBOL	DELTA X	Y/B	DELTA Z
○	0.144	0.565	0.228
△	0.103		
◇	0.226		

PARAMETRIC VALUES			
BETA	0.000	ALPHAB	10.004
MACH	3.000	ALPHA I	0.000
ORBPOW	0.000	BSTPOW	0.000

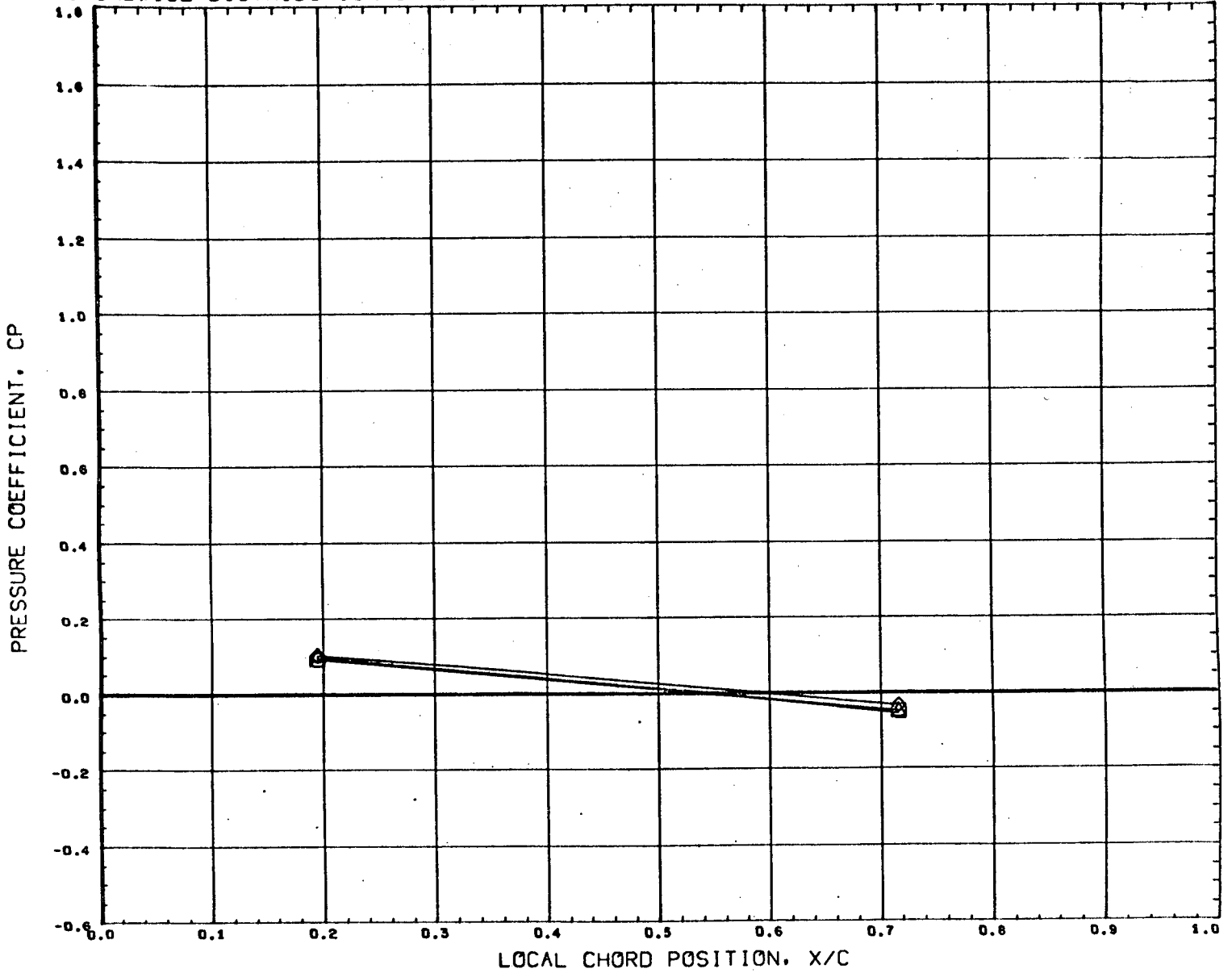
REFERENCE FILE

AEDC VA1163 MDAC BOOSTER (CANARD)

•DT8325•

PAGE 572

CHORDWISE DISTRIBUTION OF BOOSTER CANARD PRESSURES - MACH 3



SYMBOL	DELTA X	Y/B	DELTA Z
○	0.144	0.879	0.226
△	0.103		
◇	0.226		

PARAMETRIC VALUES			
BETA	0.000	ALPHAB	10.004
MACH	3.000	ALPHA1	0.000
ORBPOW	0.000	BSTPOW	0.000

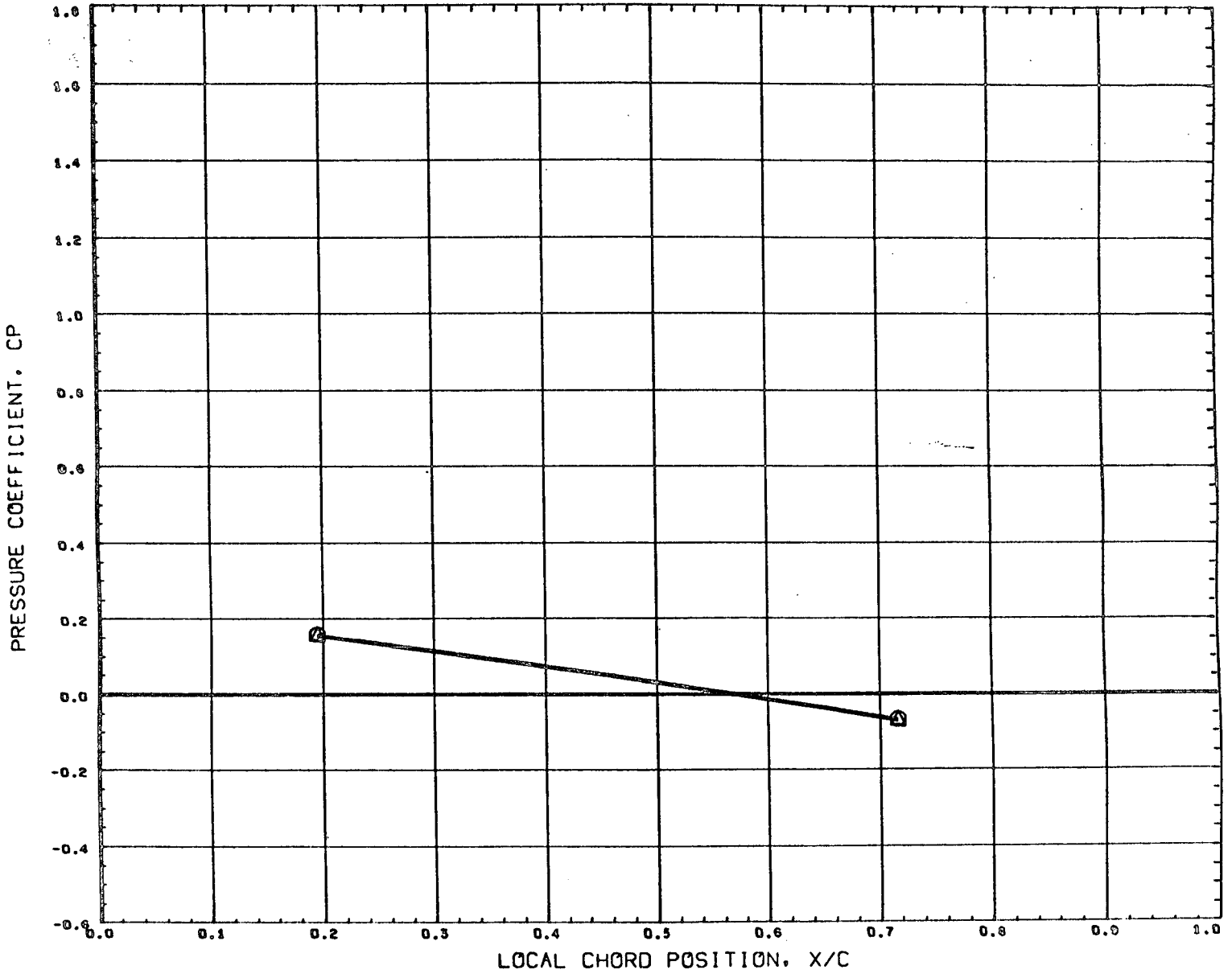
REFERENCE FILE

AEDC VA1163 MDAC BOOSTER (CANARD)

•DT8325•

PAGE 573

CHORDWISE DISTRIBUTION OF BOOSTER CANARD PRESSURES - MACH 3



SYMBOL	DELTA X	Y/B	DELTA Z
○	0.390	0.565	0.908
△	0.481		

PARAMETRIC VALUES			
BETA	0.000	ALPHAB	10.004
MACH	3.000	ALPHA1	0.000
ORBPOW	0.000	BSTPOW	0.000

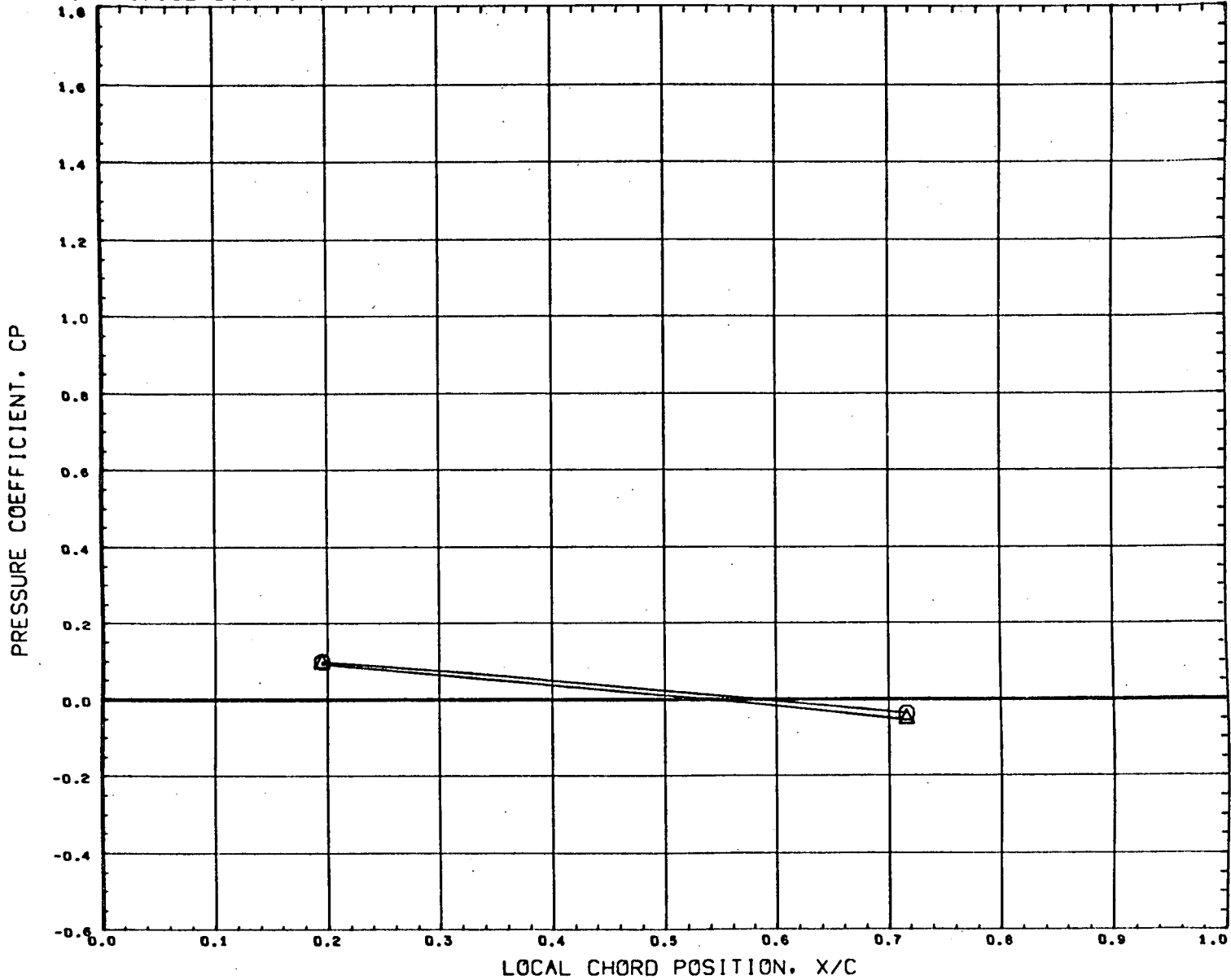
REFERENCE FILE

AEDC VA1163 MDAC BOOSTER (CANARD)

•DT8325•

PAGE 574

CHORDWISE DISTRIBUTION OF BOOSTER CANARD PRESSURES - MACH 3



SYMBOL	DELTA X	Y/B	DELTA Z
○	0.390	0.879	0.908
△	0.481		

PARAMETRIC VALUES			
BETA	0.000	ALPHAB	10.004
MACH	3.000	ALPHAT	0.000
ORBPOW	0.000	BSTPOW	0.000

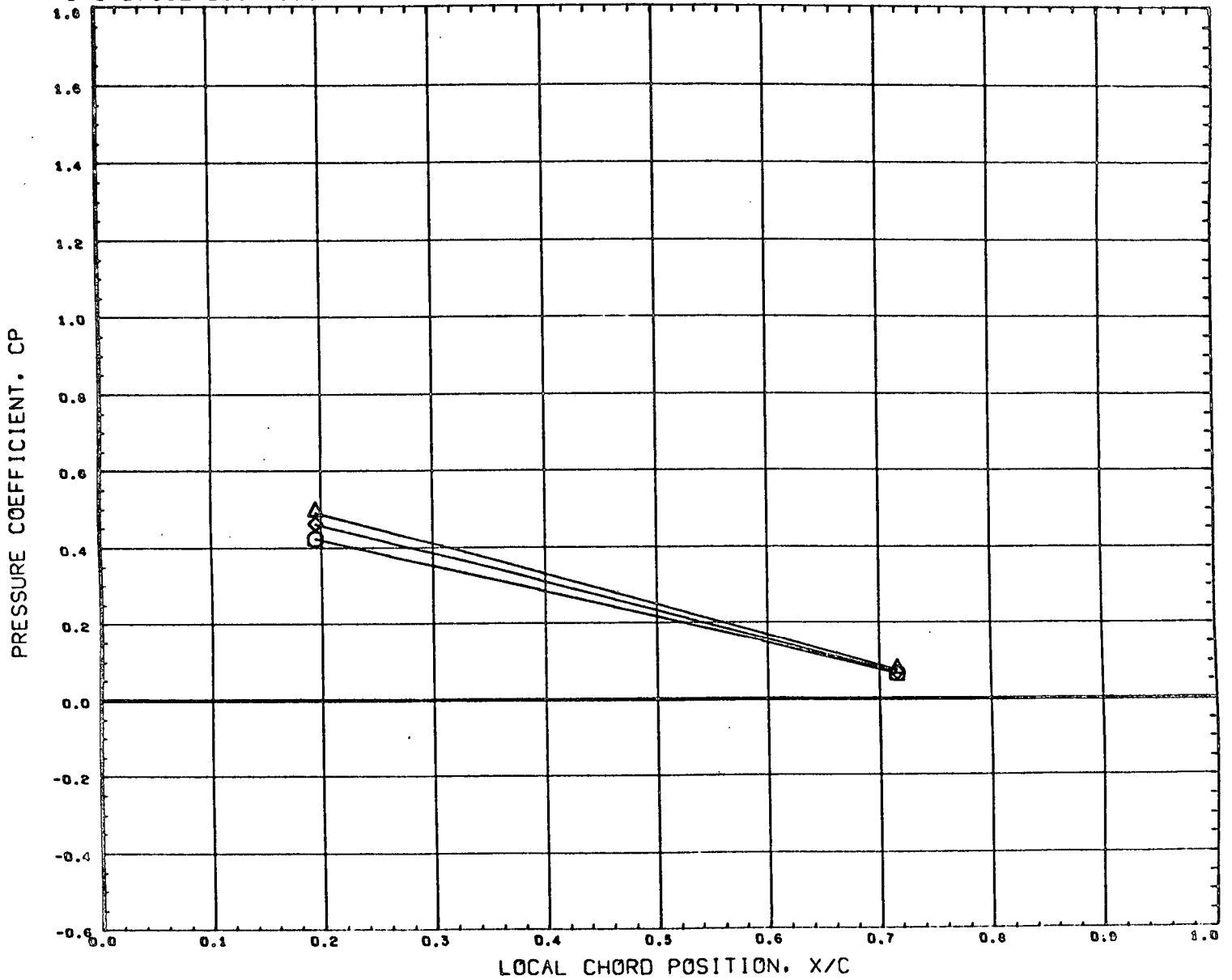
REFERENCE FILE

AEDC VA1163 MDAC BOOSTER (CANARD)

•DT8325•

PAGE 575

CHORDWISE DISTRIBUTION OF BOOSTER CANARD PRESSURES - MACH 3



SYMBOL	DELTA X	Y/B	DELTA Z
○	0.040	0.565	0.105
△	0.103		
◇	0.166		

PARAMETRIC VALUES			
BETA	0.000	ALPHAB	- 0.980
MACH	3.000	ALPHA I	0.000
ORBPOW	0.000	BSTPOW	0.000

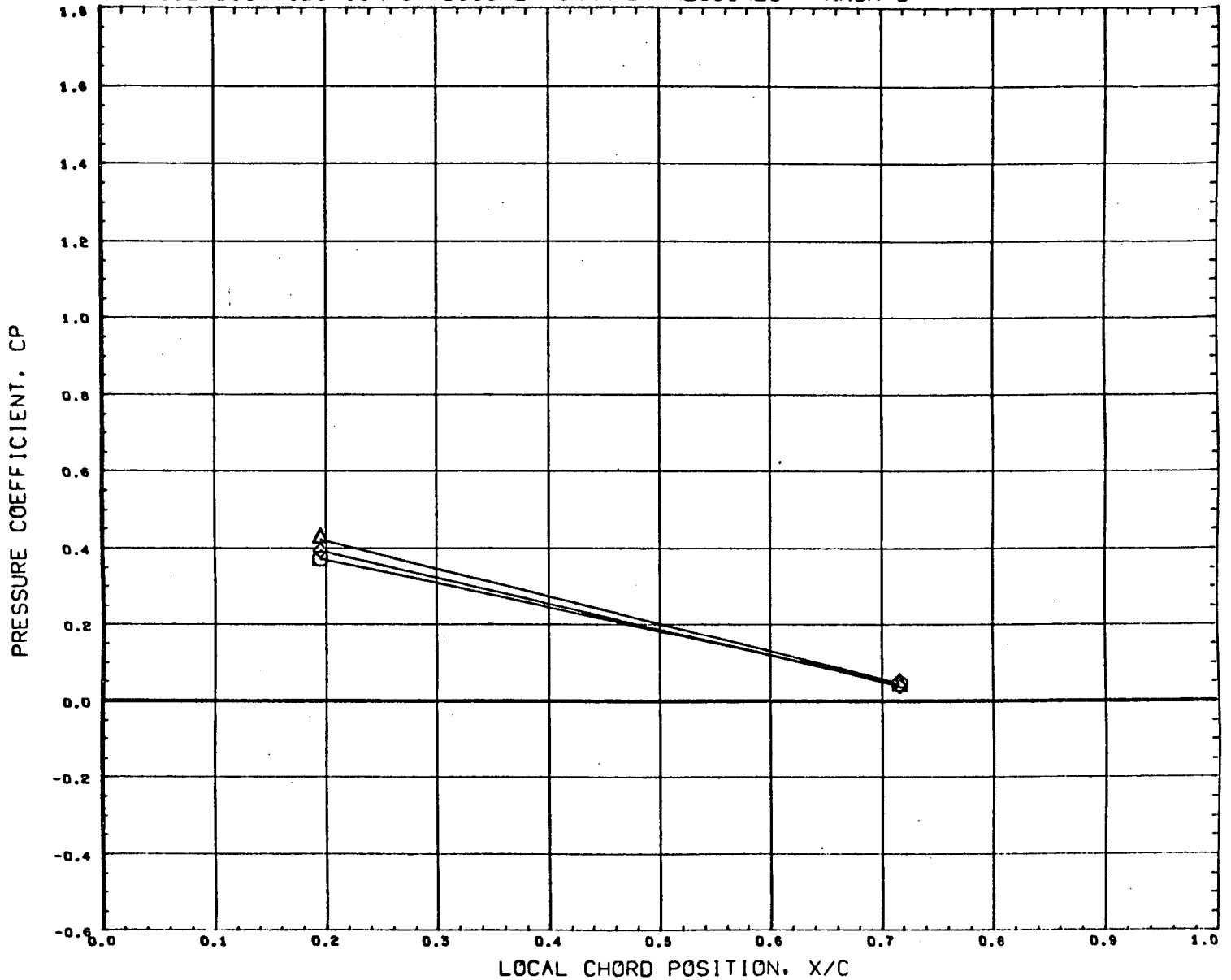
REFERENCE FILE

AEDC VA1163 MDAC BOOSTER (CANARD)

•DT8331•

PAGE 576

CHORDWISE DISTRIBUTION OF BOOSTER CANARD PRESSURES - MACH 3



SYMBOL	DELTA X	Y/B	DELTA Z	PARAMETRIC VALUES		
○	0.040	0.879	0.105	BETA	0.000	ALPHAB - 9.980
△	0.103			MACH	3.000	ALPHA I 0.000
◇	0.166			ORBPOW	0.000	BSTPOW 0.000

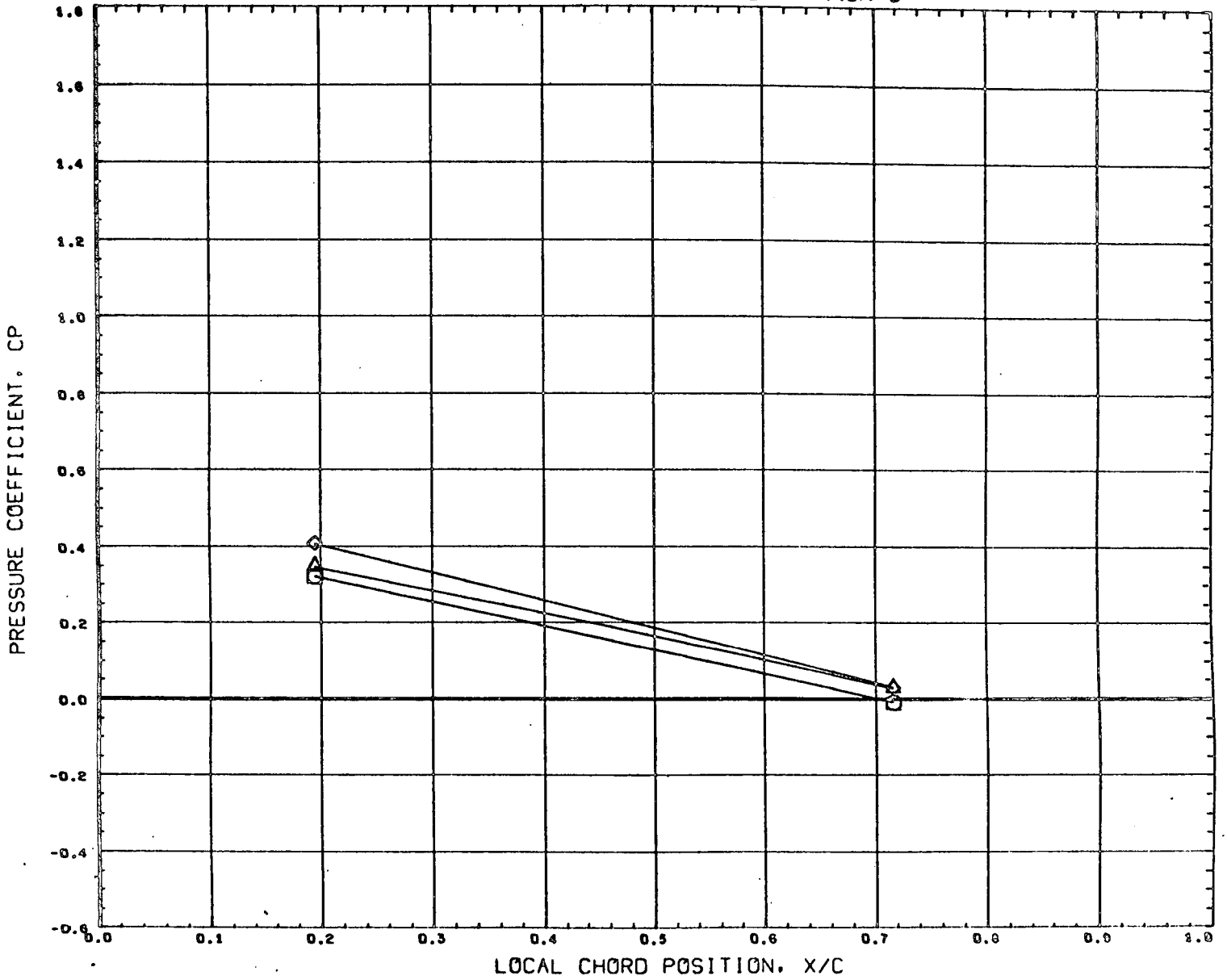
REFERENCE FILE

AEDC VA1163 MDAC BOOSTER (CANARD)

•DT8331•

PAGE 577

CHORDWISE DISTRIBUTION OF BOOSTER CANARD PRESSURES - MACH 3



SYMBOL	DELTA X	Y/B	DELTA Z
○	0.038	0.565	0.105
△	0.101		
◇	0.161		

PARAMETRIC VALUES			
BETA	0.000	ALPHAB	- 4.950
MACH	3.000	ALPHA I	0.000
ORBPOW	0.000	BSTPOW	0.000

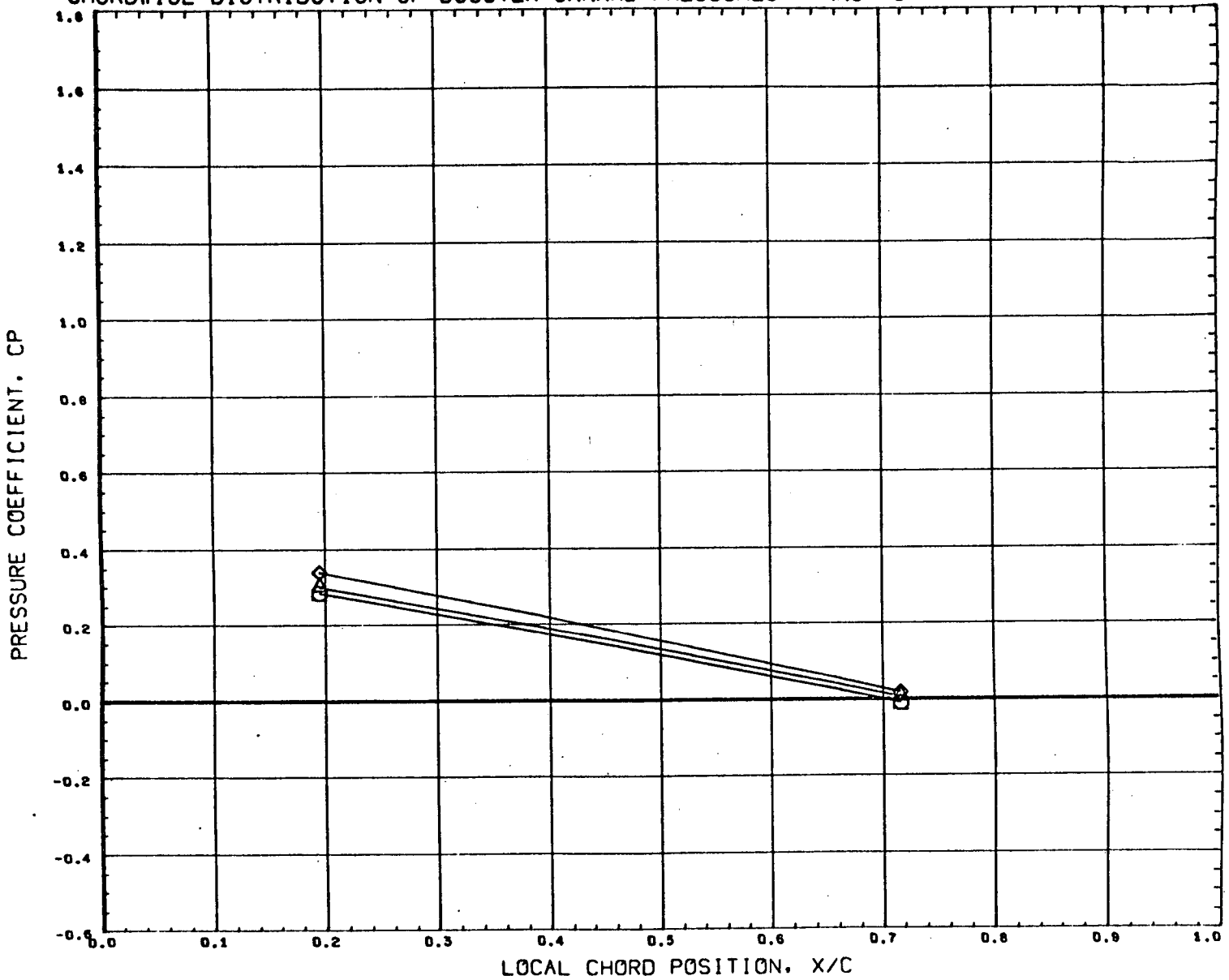
REFERENCE FILE

AEDC VA1163 MDAC BOOSTER (CANARD)

•DT8332•

PAGE 578

CHORDWISE DISTRIBUTION OF BOOSTER CANARD PRESSURES - MACH 3



SYMBOL	DELTA X	Y/B	DELTA Z
○	0.036	0.679	0.105
△	0.101		
◇	0.161		

PARAMETRIC VALUES		
BETA	0.000	ALPHAB - 4.950
MACH	3.000	ALPHA1 0.000
ORBPOW	0.000	BSTPOW 0.000

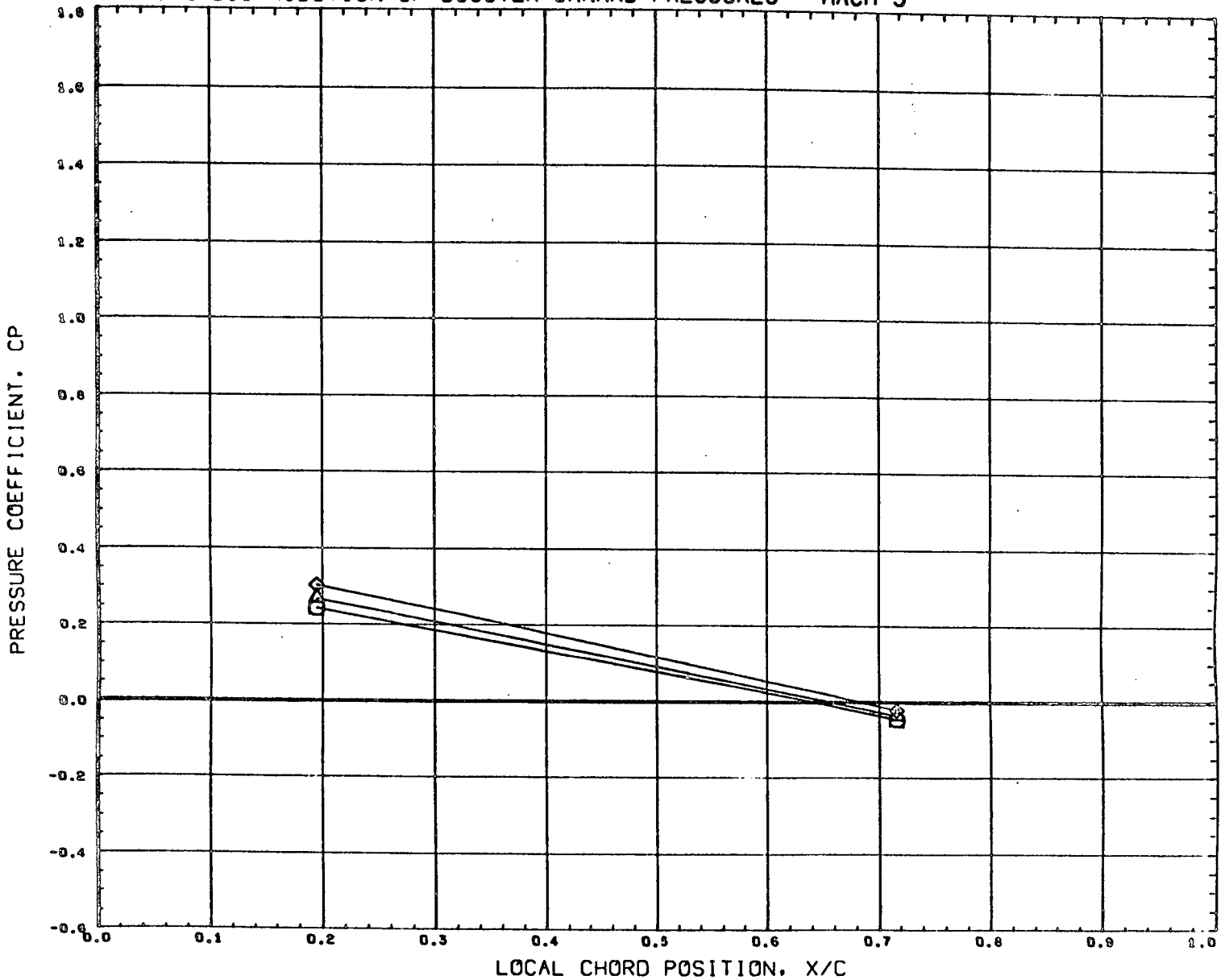
REFERENCE FILE

AEDC VA1163 MDAC BOOSTER (CANARD)

•DT8332•

PAGE 579

CHORDWISE DISTRIBUTION OF BOOSTER CANARD PRESSURES - MACH 3



SYMBOL	DELTA X	Y/B	DELTA Z
○	0.040	0.565	0.105
△	0.104		
◇	0.167		

PARAMETRIC VALUES			
BETA	0.000	ALPHAB	0.003
MACH	3.000	ALPHA I	0.000
ORBPOW	0.000	BSTPOW	0.000

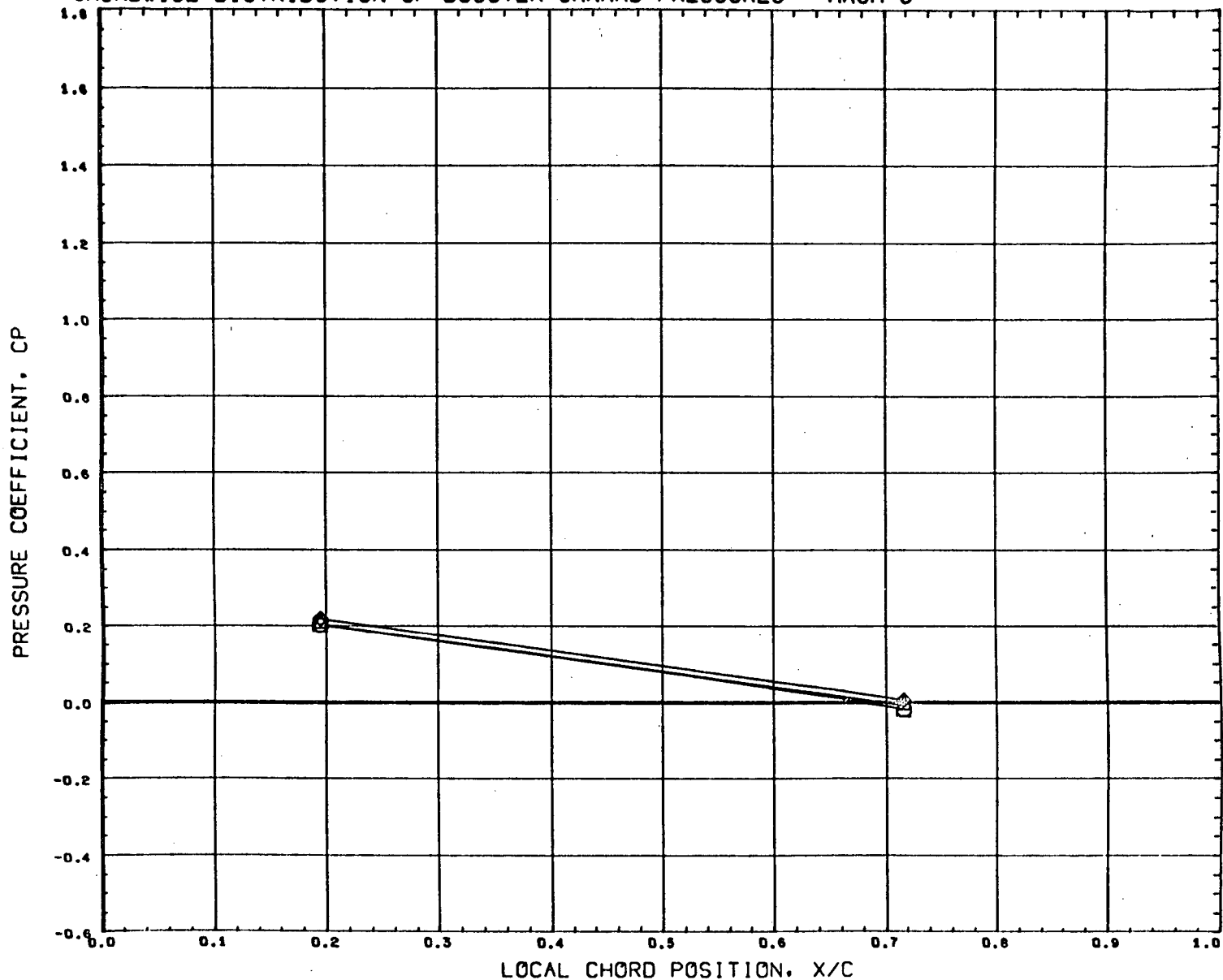
REFERENCE FILE

AEDC VA1163 MDAC BOOSTER (CANARD)

•DT8333•

PAGE 580

CHORDWISE DISTRIBUTION OF BOOSTER CANARD PRESSURES - MACH 3



SYMBOL	DELTA X	Y/B	DELTA Z
○	0.040	0.879	0.105
△	0.104		
◇	0.167		

PARAMETRIC VALUES			
BETA	0.000	ALPHAB	0.003
MACH	3.000	ALPHA I	0.000
ORBPOW	0.000	BSTPOW	0.000

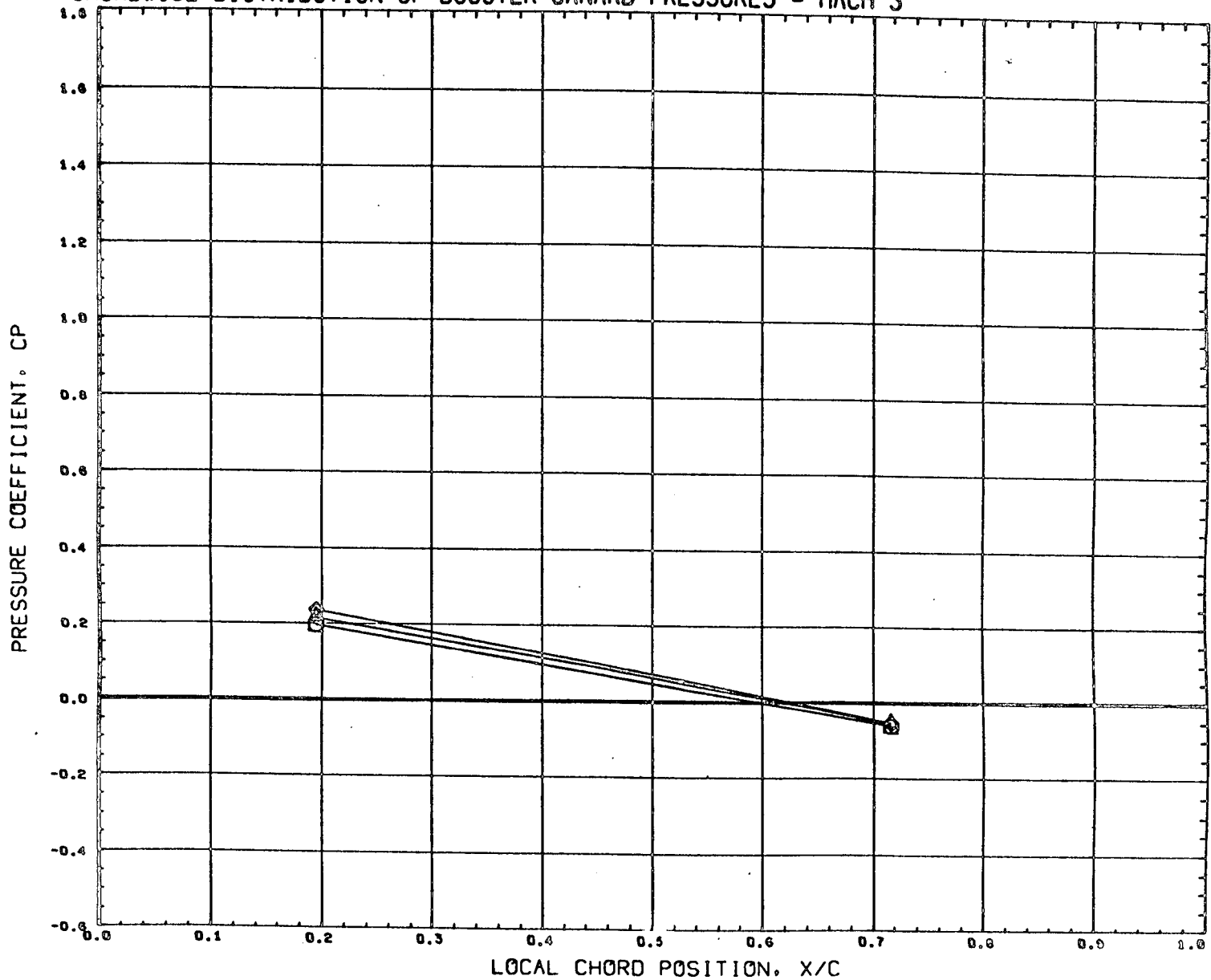
REFERENCE FILE

AEDC VA1163 MDAC BOOSTER (CANARD)

•DT8333•

PAGE 581

CHORDWISE DISTRIBUTION OF BOOSTER CANARD PRESSURES - MACH 3



SYMBOL	DELTA X	Y/B	DELTA Z
○	0.038	0.565	0.105
△	0.059		
◇	0.162		

PARAMETRIC VALUES			
BETA	0.000	ALPHA B	9.040
MACH	3.000	ALPHA I	0.000
ORBPOW	0.000	BSTPOW	0.000

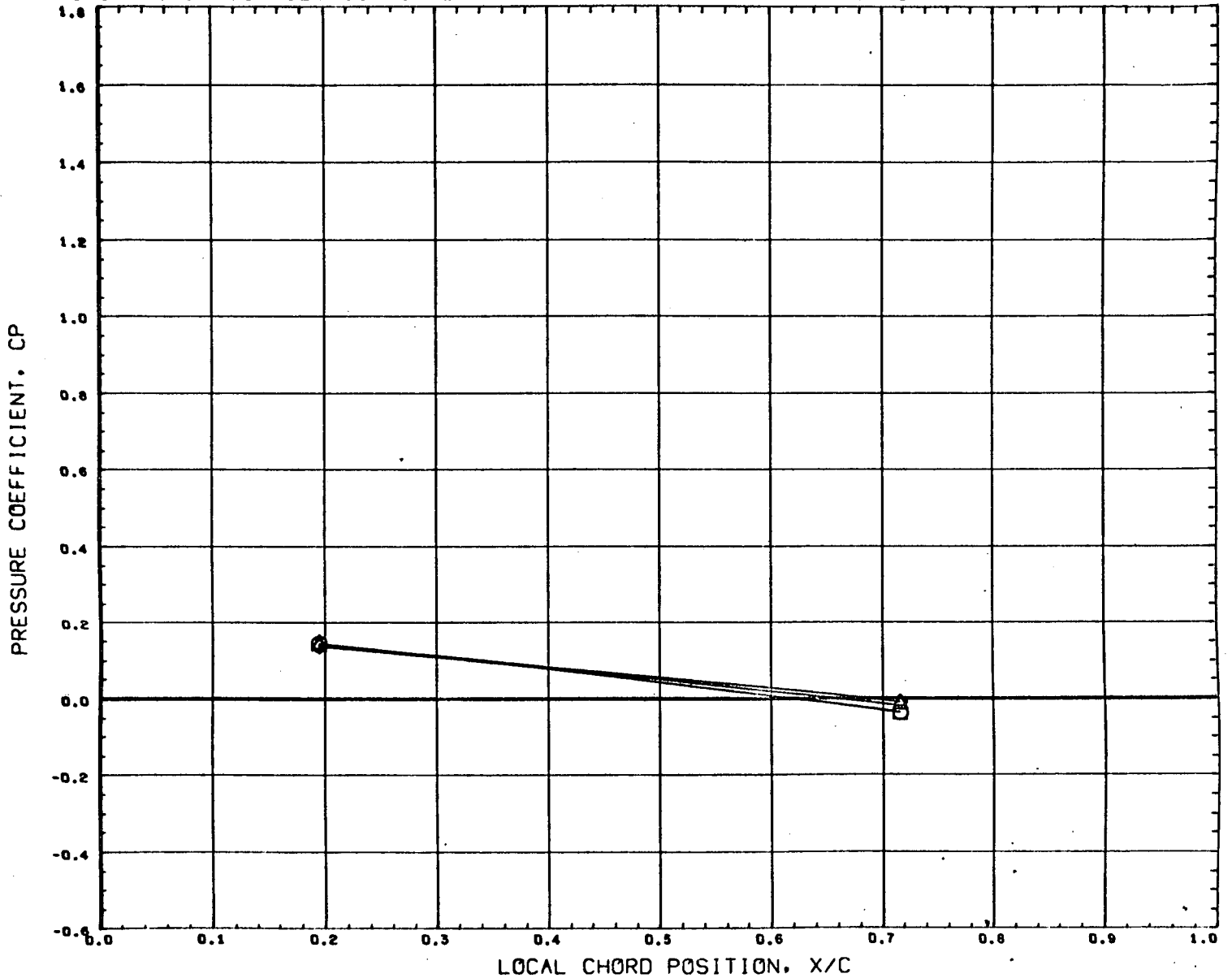
REFERENCE FILE

AEDC VA1163 MDAC BOOSTER (CANARD)

•DT8334•

PAGE 582

CHORDWISE DISTRIBUTION OF BOOSTER CANARD PRESSURES - MACH 3



SYMBOL	DELTA X	Y/B	DELTA Z	PARAMETRIC VALUES			
○	0.038	0.879	0.105	BETA	0.000	ALPHAS	5.040
△	0.099			MACH	3.000	ALPHA I	0.000
◇	0.162			ORBPOW	0.000	BSTPOW	0.000

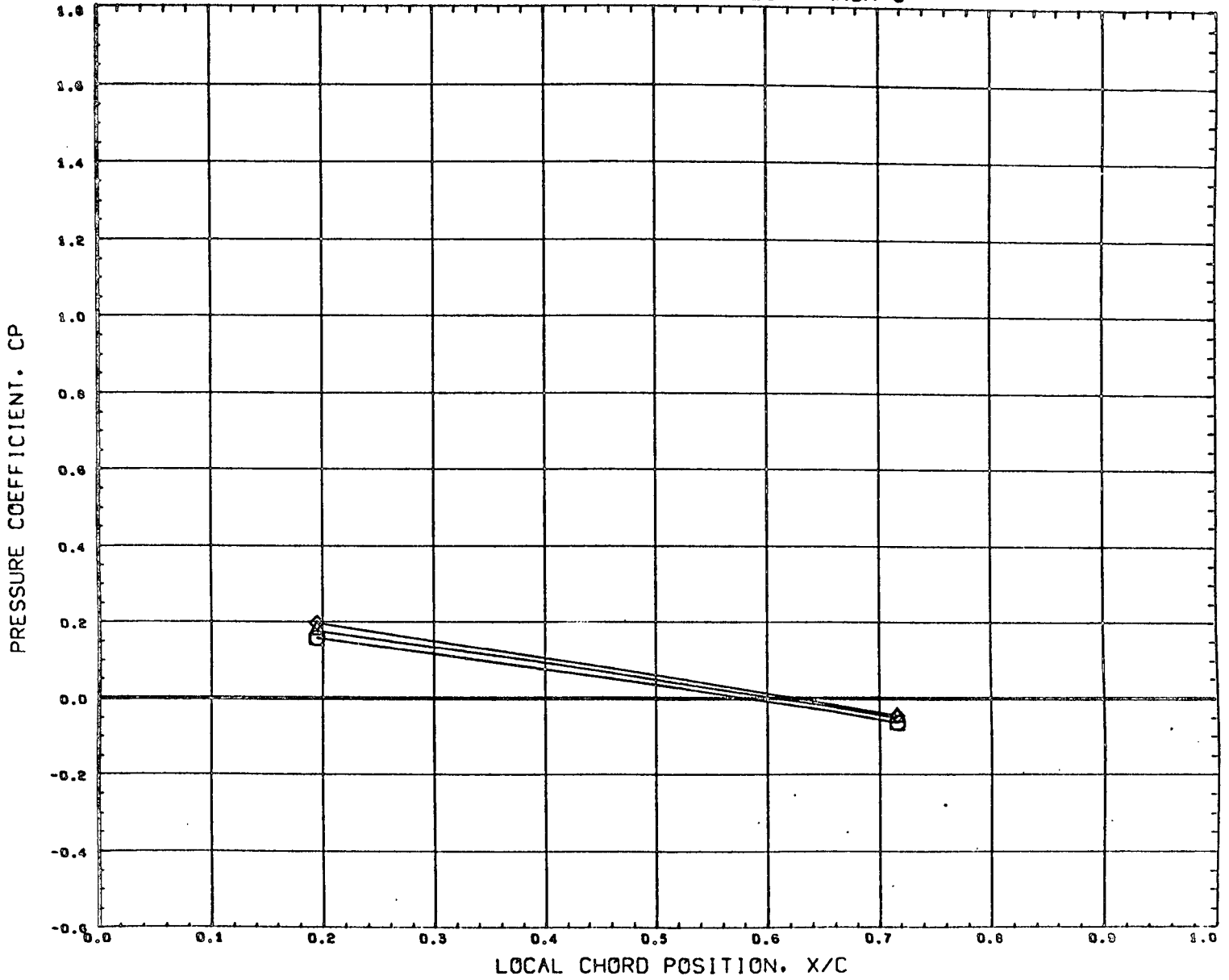
REFERENCE FILE

AEDC VA1163 MDAC BOOSTER (CANARD)

•DT8334•

PAGE 583

CHORDWISE DISTRIBUTION OF BOOSTER CANARD PRESSURES - MACH 3



SYMBOL	DELTA X	Y/B	DELTA Z
○	0.042	0.565	0.105
△	0.104		
◇	0.165		

PARAMETRIC VALUES			
BETA	0.000	ALPHAB	10.000
MACH	3.000	ALPHA I	0.000
ORBPOW	0.000	BSTPOW	0.000

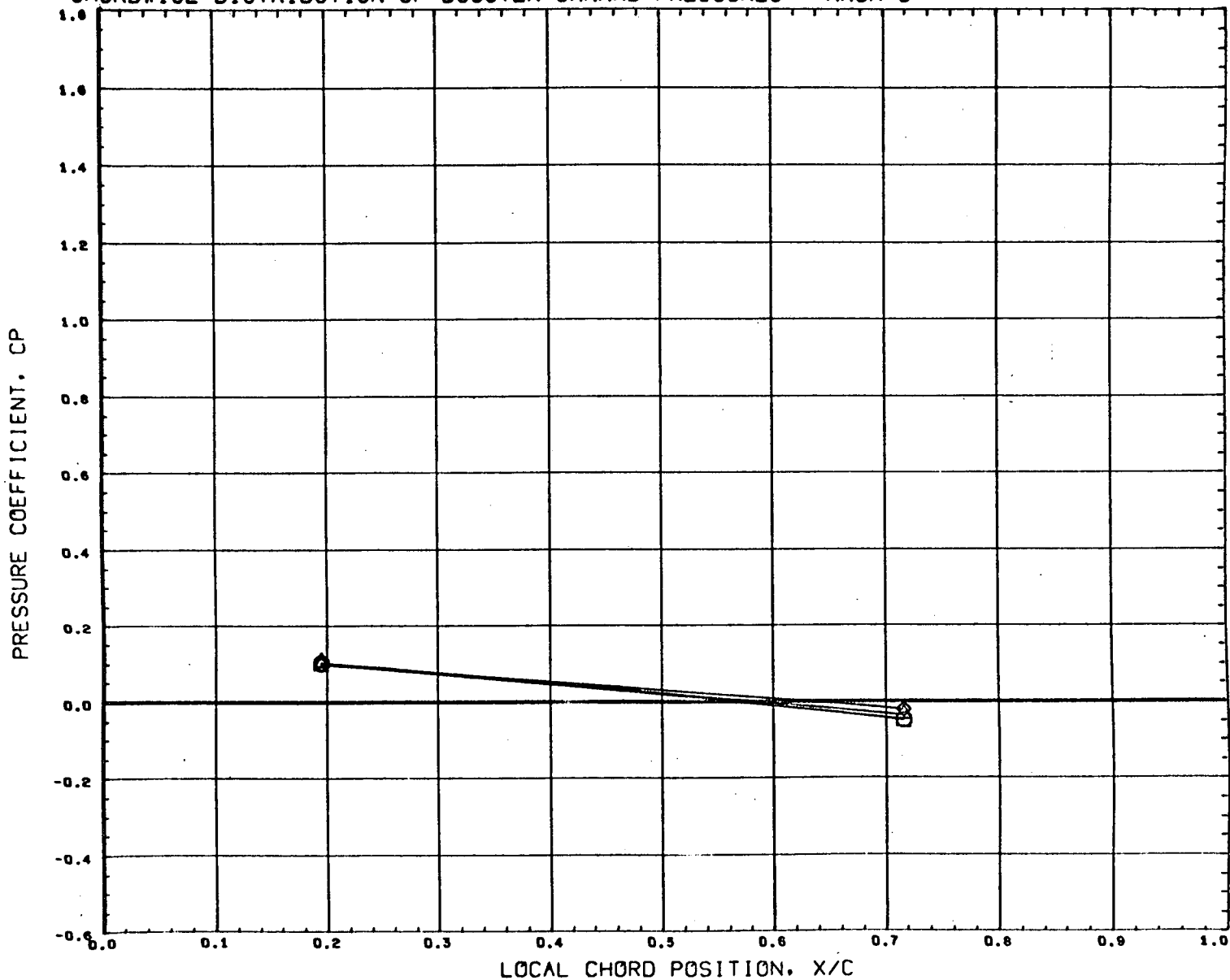
REFERENCE FILE

AEDC VA1163 MDAC BOOSTER (CANARD)

•DT8335•

PAGE 584

CHORDWISE DISTRIBUTION OF BOOSTER CANARD PRESSURES - MACH 3



SYMBOL	DELTA X	Y/B	DELTA Z
○	0.042	0.879	0.105
△	0.104		
◇	0.165		

PARAMETRIC VALUES			
BETA	0.000	ALPHAB	10.000
MACH	3.000	ALPHA I	0.000
OREPOW	0.000	BSTPOW	0.000

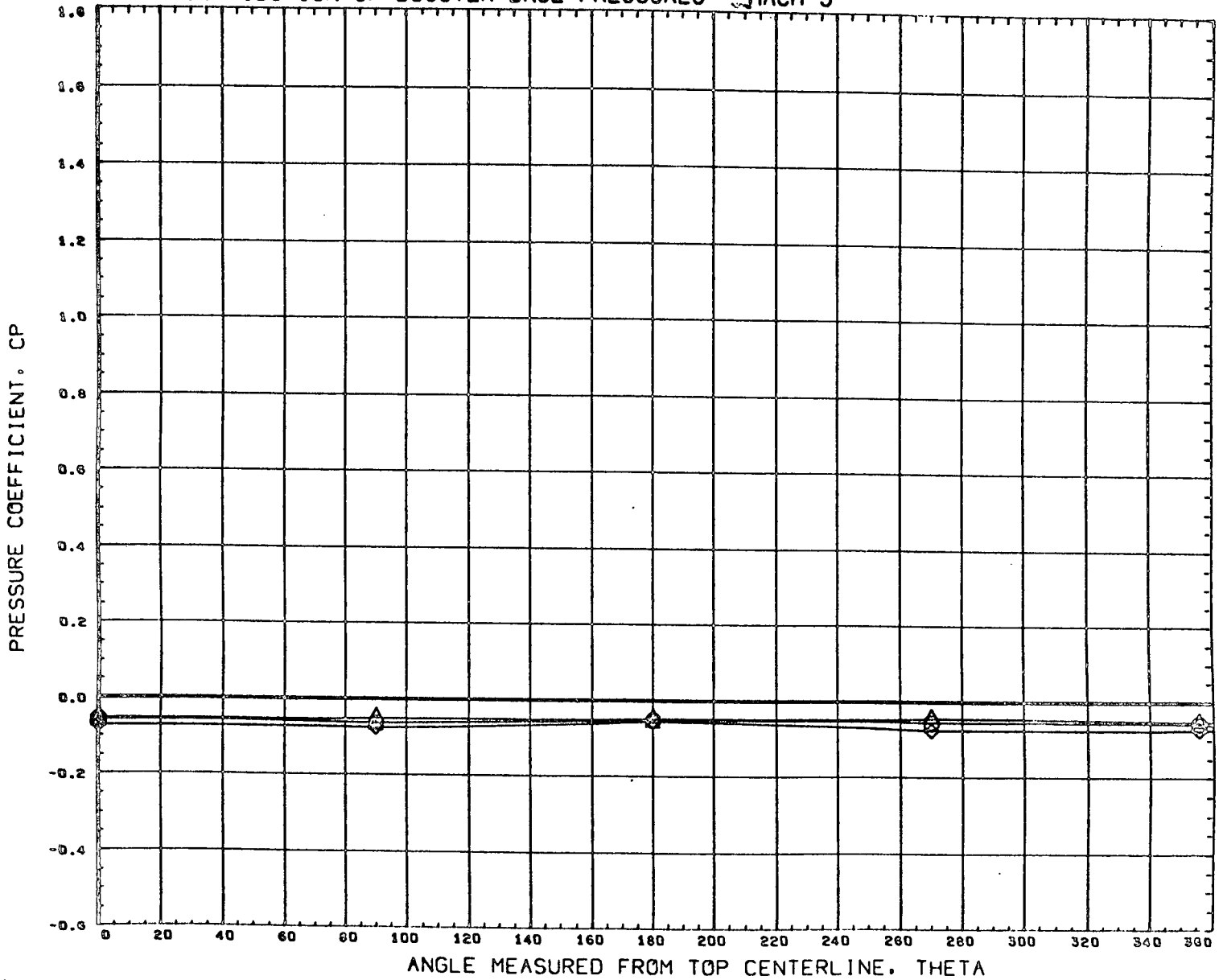
REFERENCE FILE

AEDC VA1163 MDAC BOOSTER (CANARD)

•DT8335•

PAGE 585

RADIAL DISTRIBUTION OF BOOSTER BASE PRESSURES - MACH 3



SYMBOL	DELTA X	X/L	DELTA Z
○	0.143	1.000	0.120
△	0.103		
◇	0.228		

PARAMETRIC VALUES			
BETA	0.000	ALPHA	- 0.079
MACH	3.000	ALPHA1	0.000
ORBPOW	100.000	BSTPOW	50.000

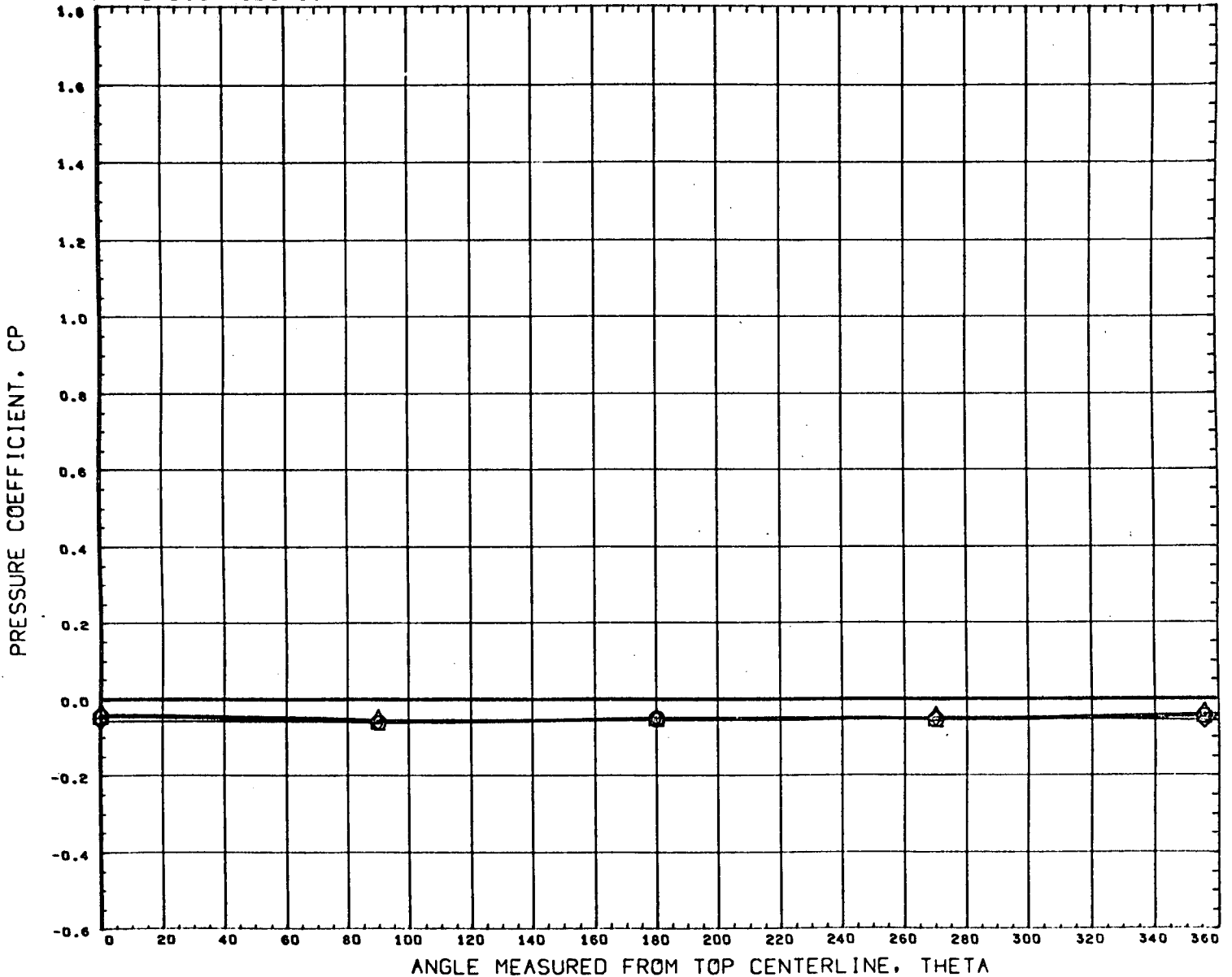
REFERENCE FILE

AEDC VA1163 MDAC BOOSTER (BASE)

•ET8311•

PAGE 586

RADIAL DISTRIBUTION OF BOOSTER BASE PRESSURES - MACH 3

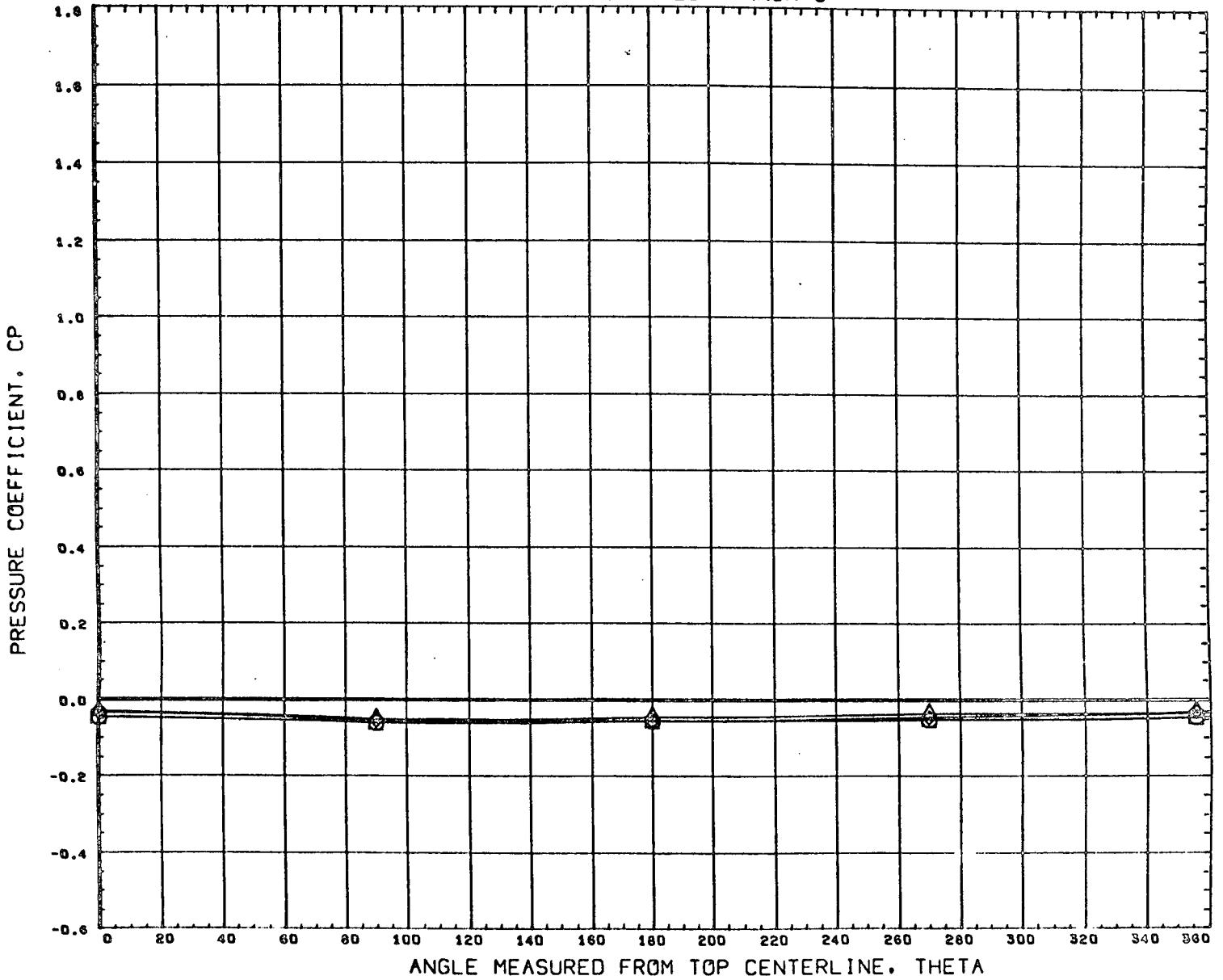


SYMBOL	DELTA X	X/L	DELTA Z
○	0.143	1.000	0.151
△	0.104		
◇	0.226		

PARAMETRIC VALUES			
BETA	0.000	ALPHAB	9.979
MACH	3.000	ALPHA1	0.000
ORBPOW	100.000	BSTPOW	50.000

REFERENCE FILE

RADIAL DISTRIBUTION OF BOOSTER BASE PRESSURES - MACH 3



SYMBOL	DELTA X	X/L	DELTA Z
○	0.143	1.000	0.228
△	0.103		
◇	0.226		

PARAMETRIC VALUES		
BETA	0.000	ALPHAB - 0.979
MACH	3.000	ALPHAI 0.000
ORBPOW	100.000	BSTPOW 90.000

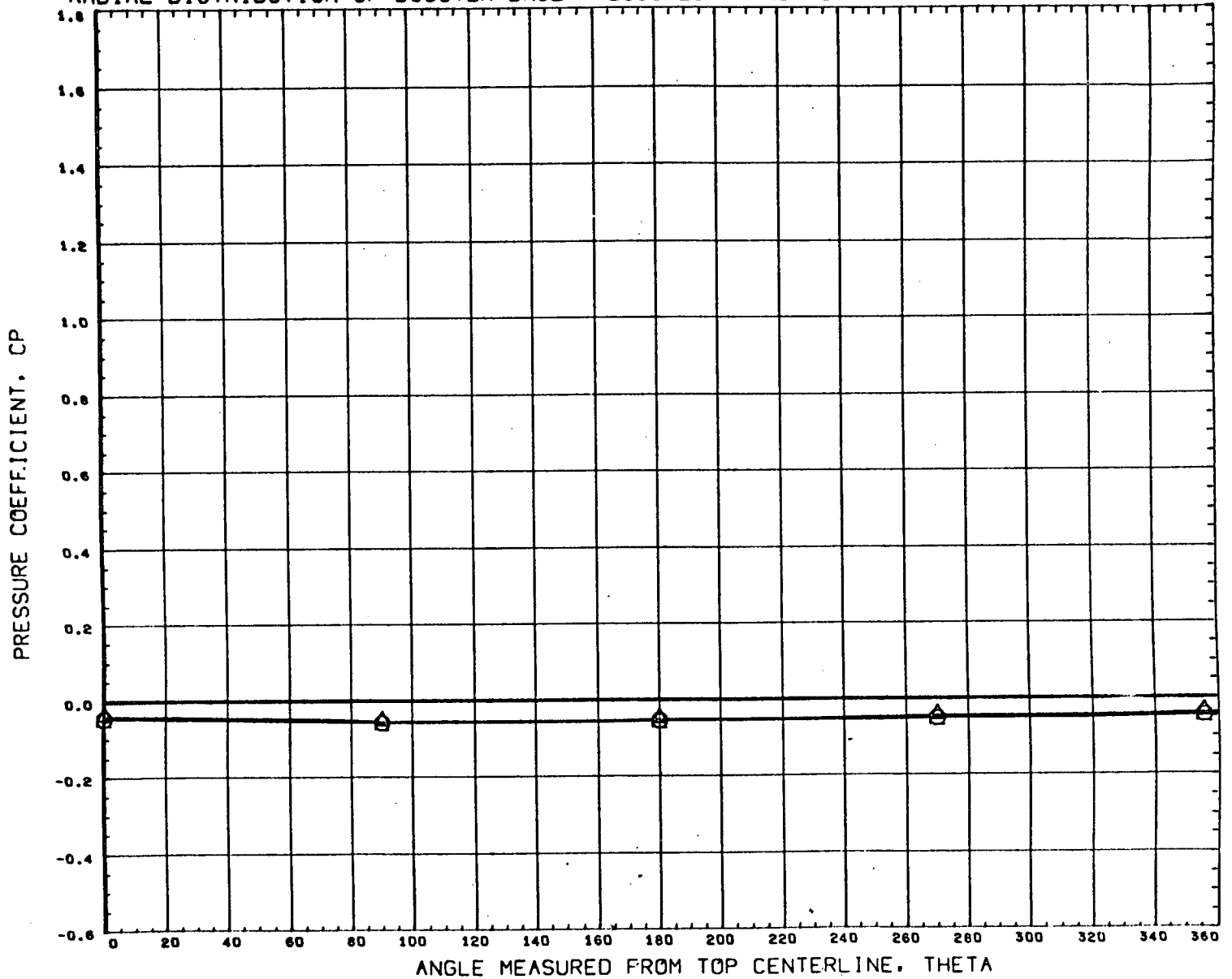
REFERENCE FILE

AEDC VA1163 MDAC BOOSTER (BASE)

•ET8311•

PAGE 588

RADIAL DISTRIBUTION OF BOOSTER BASE PRESSURES - MACH 3



SYMBOL	DELTA X	X/L	DELTA Z
○	0.390	1.000	0.908
△	0.480		

PARAMETRIC VALUES			
BETA	0.000	ALPHAB	9.979
MACH	3.000	ALPHA1	0.000
ORBPOW	100.000	BSTPOW	50.000

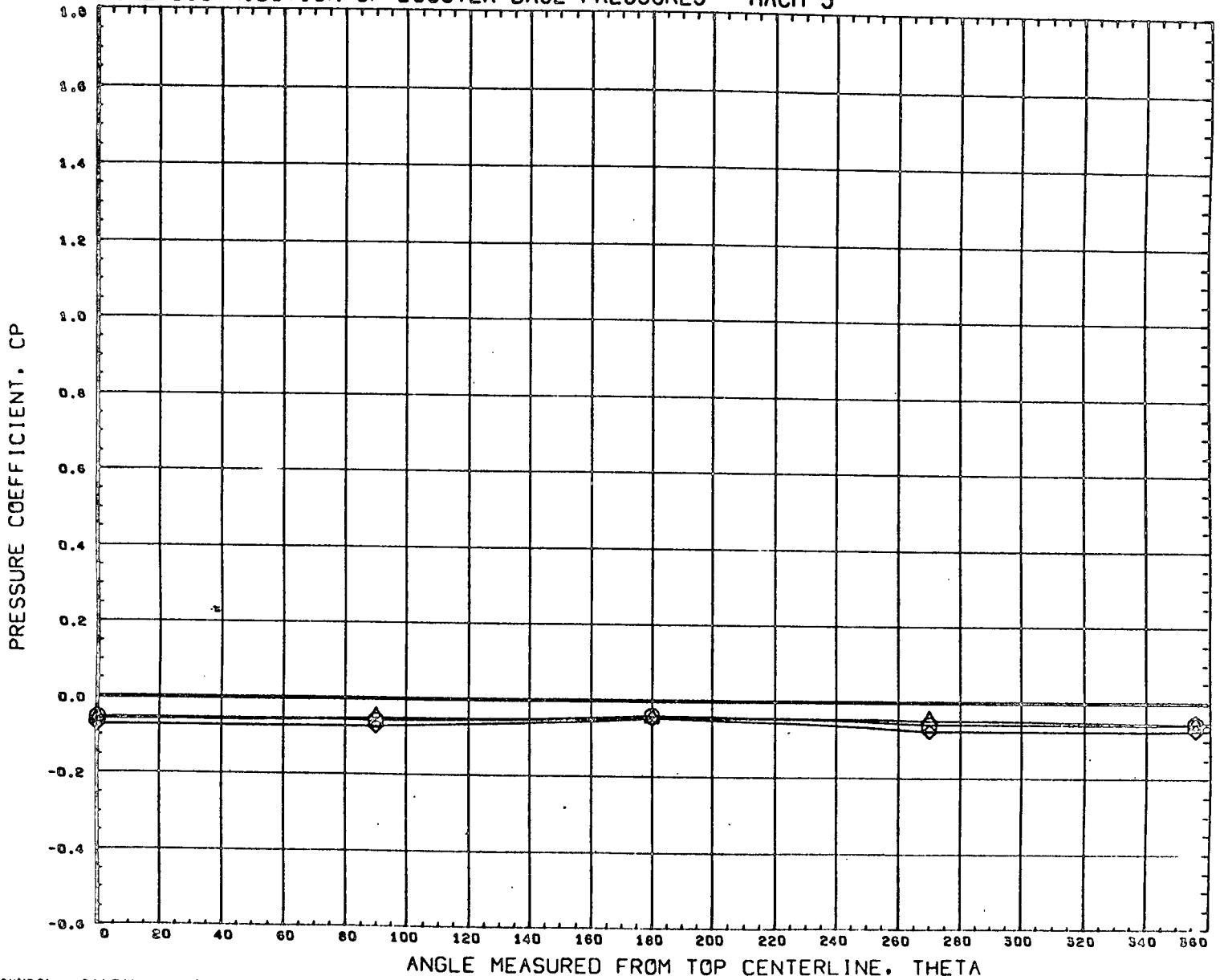
REFERENCE FILE

AEDC VA1163 MDAC BOOSTER (BASE)

•ET8311•

PAGE 589

RADIAL DISTRIBUTION OF BOOSTER BASE PRESSURES - MACH 3



SYMBOL	DELTA X	X/L	DELTA Z
○	0.143	1.000	0.120
△	0.103		
◇	0.228		

PARAMETRIC VALUES		
BETA	0.000	ALPHAB - 4.945
MACH	3.000	ALPHA I 0.000
ORBPOW	100.000	BSTPOW 30.000

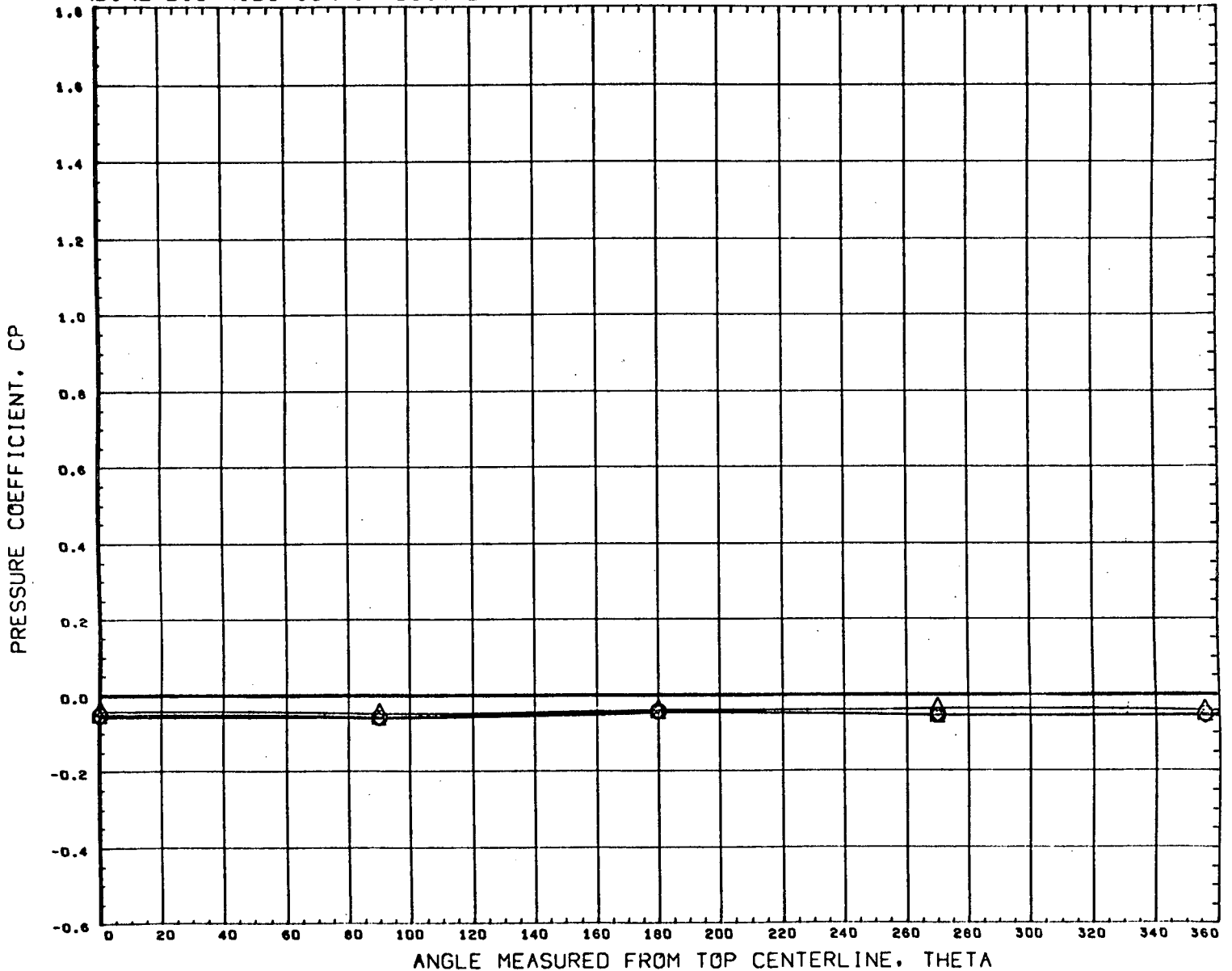
REFERENCE FILE

AEDC VA1163 MDAC BOOSTER (BASE)

•ET8312•

PAGE 590

RADIAL DISTRIBUTION OF BOOSTER BASE PRESSURES - MACH 3

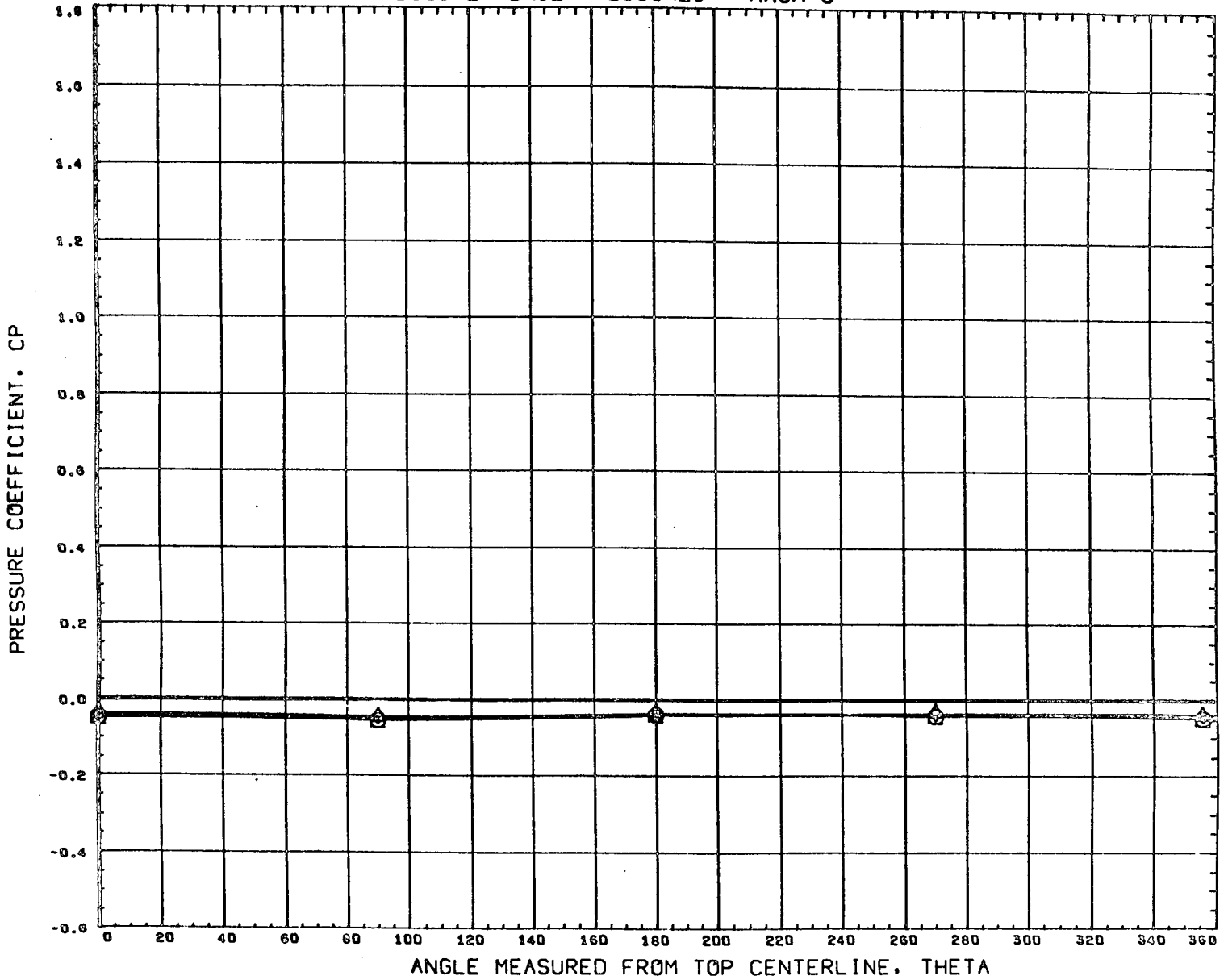


SYMBOL	DELTA X	X/L	DELTA Z
○	0.143	1.000	0.151
△	0.103		
◇	0.227		

PARAMETRIC VALUES			
BETA	0.000	ALPHAB	4.945
MACH	3.000	ALPHA1	0.000
ORBPOW	100.000	BSTPOW	50.000

REFERENCE FILE

RADIAL DISTRIBUTION OF BOOSTER BASE PRESSURES - MACH 3



SYMBOL	DELTA X	X/L	DELTA Z
○	0.143	1.000	0.228
△	0.103		
◇	0.226		

PARAMETRIC VALUES			
BETA	0.000	ALPHAB	- 4.945
MACH	3.000	ALPHA1	0.000
ORBPOW	100.000	BSTPOW	90.000

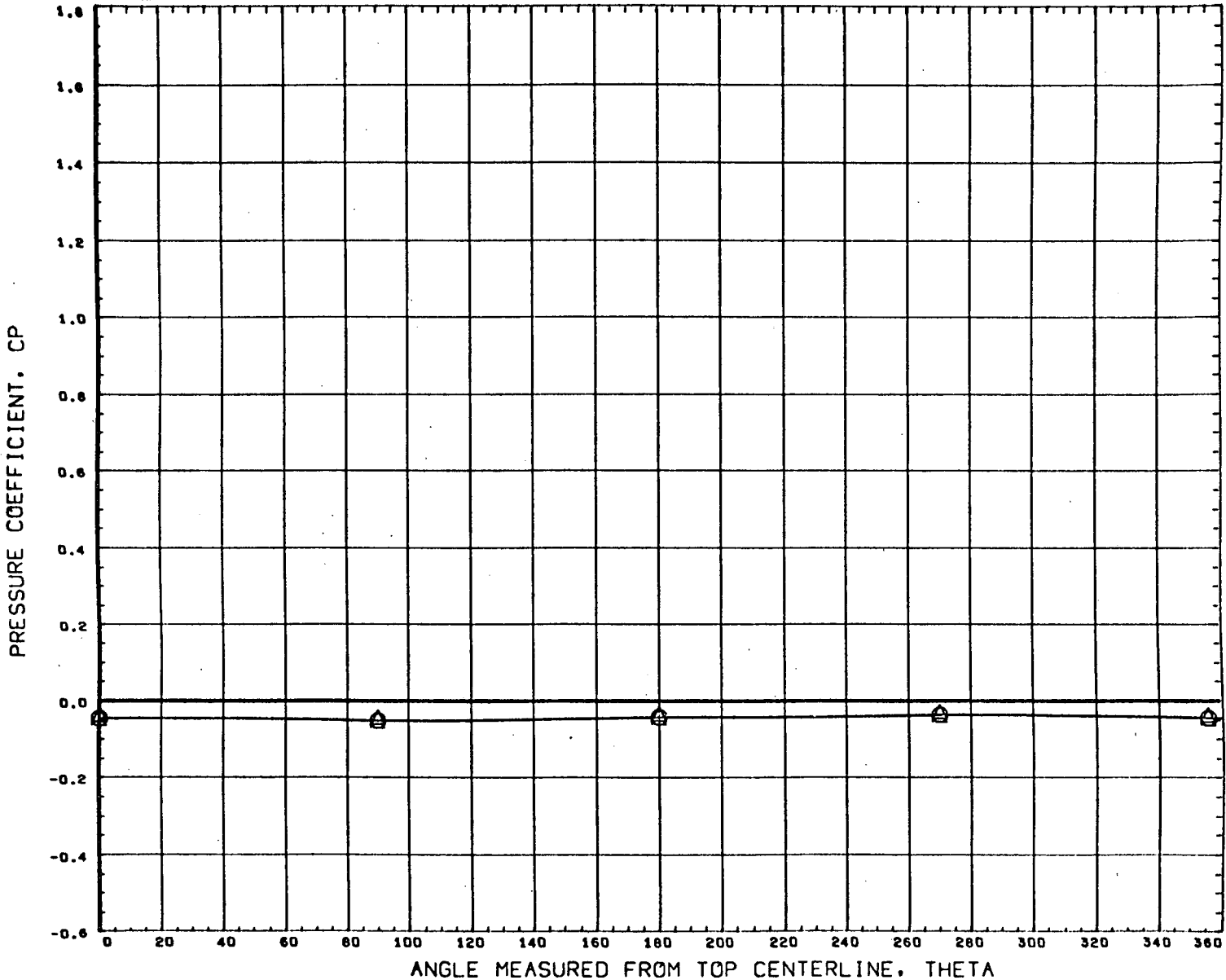
REFERENCE FILE

AEDC VA1163 MDAC BOOSTER (BASE)

•ET8312•

PAGE 592

RADIAL DISTRIBUTION OF BOOSTER BASE PRESSURES - MACH 3

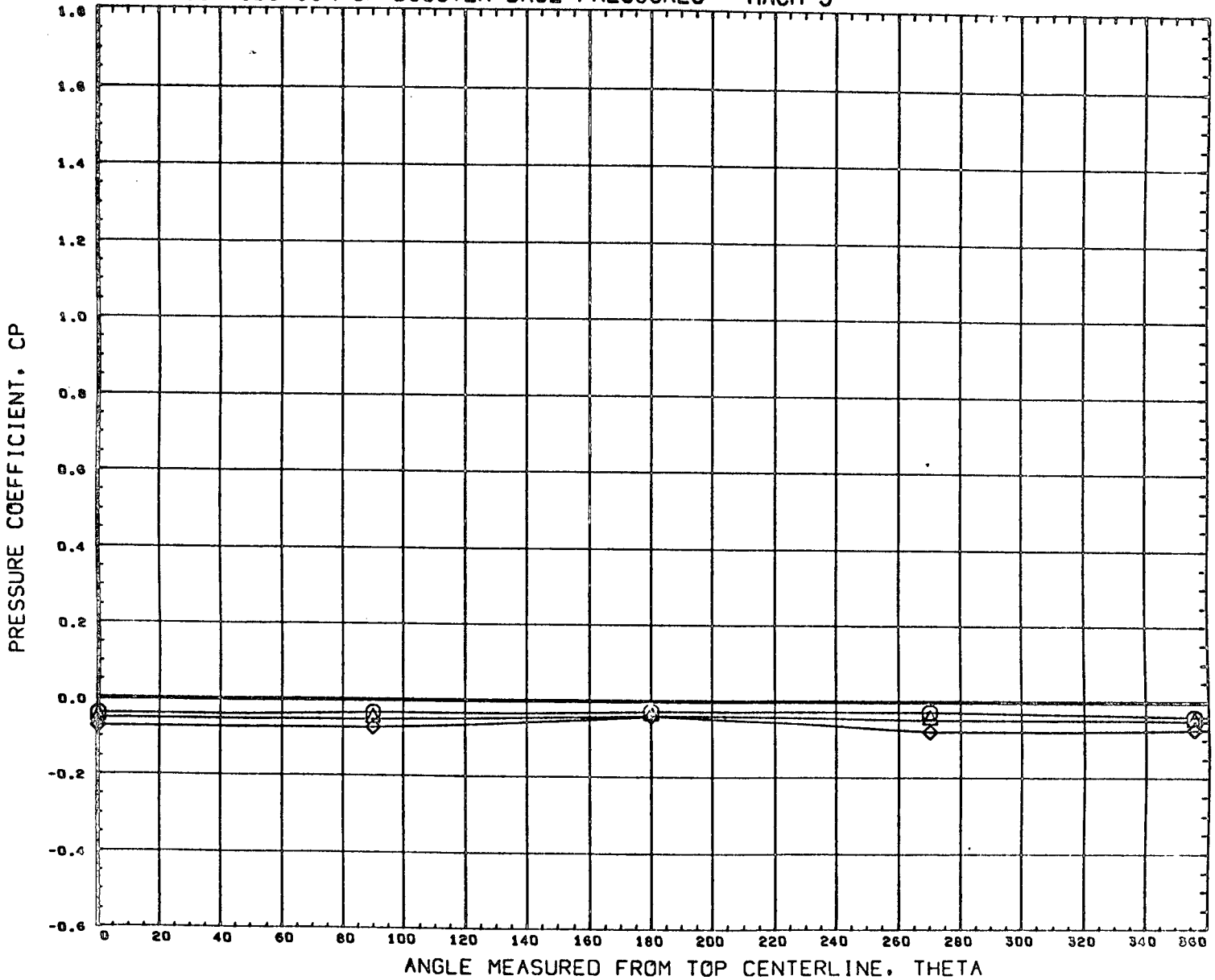


SYMBOL	DELTA X	X/L	DELTA Z
○	0.390	1.000	0.908
△	0.478		

PARAMETRIC VALUES			
BETA	0.000	ALPHA B	- 4.945
MACH	3.000	ALPHA I	0.000
ORBPOW	100.000	BSTPOW	50.000

REFERENCE FILE

RADIAL DISTRIBUTION OF BOOSTER BASE PRESSURES - MACH 3



SYMBOL	DELTA X	X/L	DELTA Z
○	0.143	1.000	0.120
△	0.102		
◇	0.228		

PARAMETRIC VALUES			
BETA	0.000	ALPHAB	0.008
MACH	3.000	ALPHA1	0.000
ORBPOW	100.000	BSTPOW	50.000

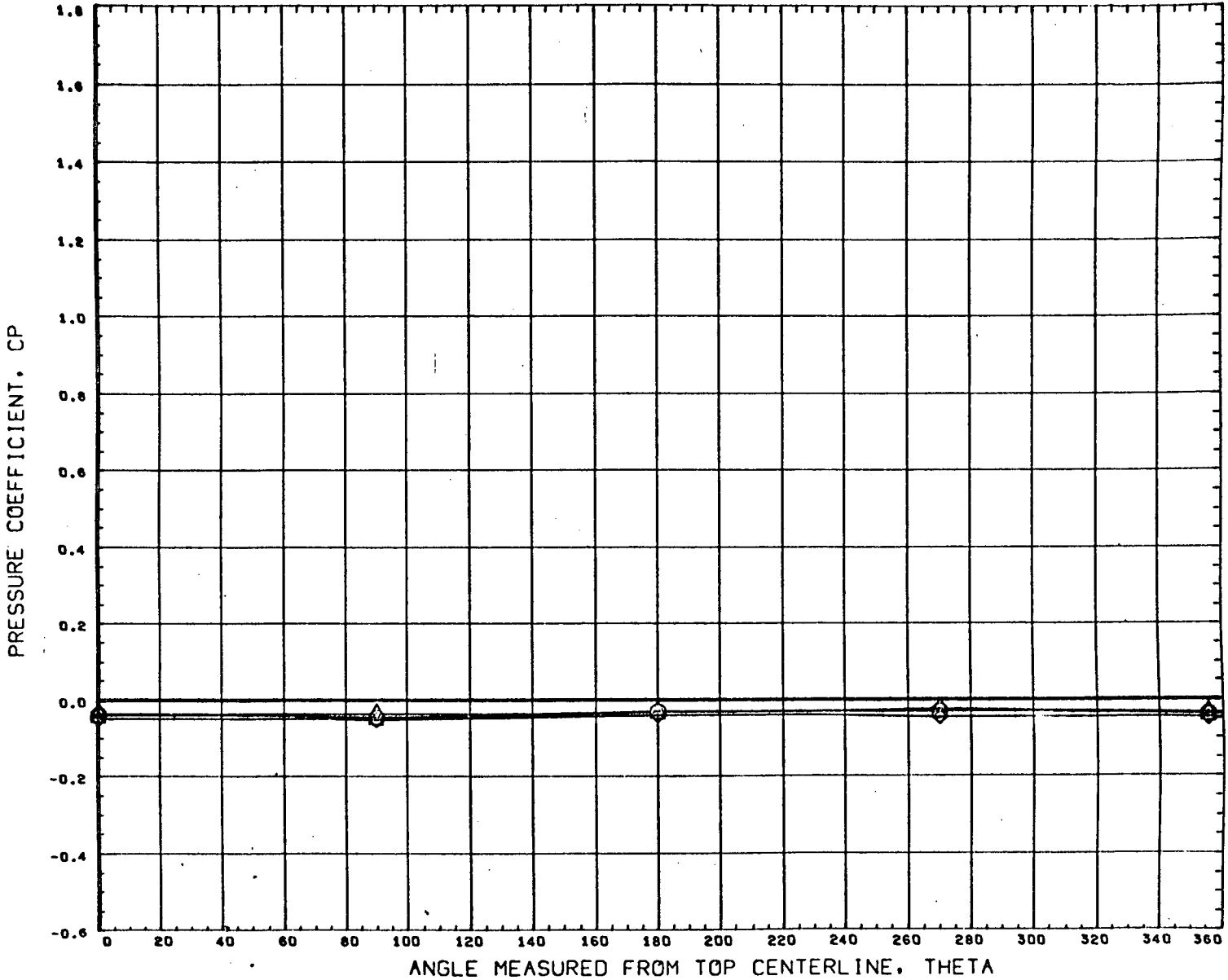
REFERENCE FILE

AEDC VA1163 MDAC BOOSTER (BASE)

•ET8313•

PAGE 594

RADIAL DISTRIBUTION OF BOOSTER BASE PRESSURES - MACH 3

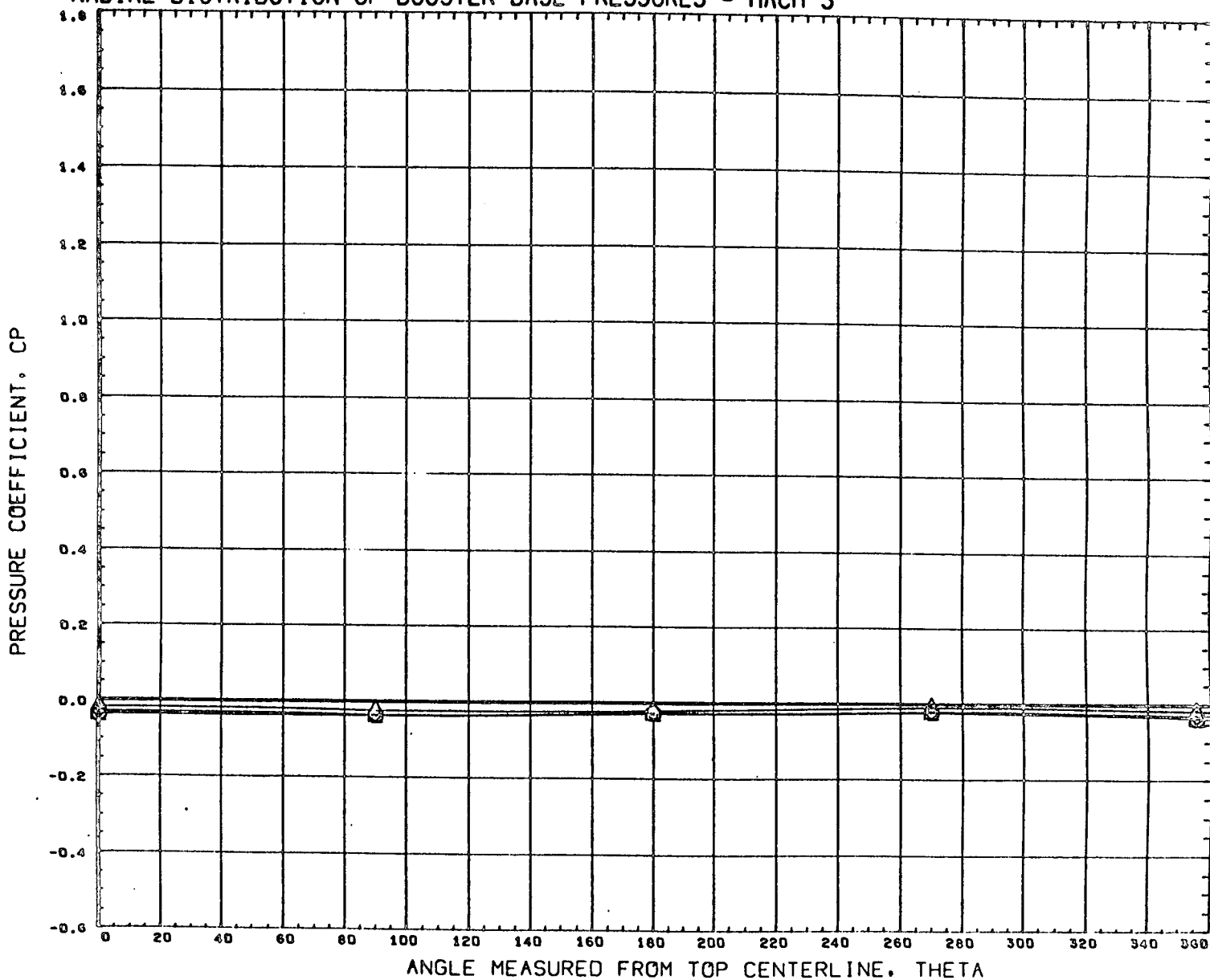


SYMBOL	DELTA X	X/L	DELTA Z
○	0.144	1.000	0.151
△	0.103		
◇	0.225		

PARAMETRIC VALUES			
BETA	0.000	ALPHAB	0.008
MACH	3.000	ALPHA I	0.000
ORBPOW	100.000	BSTPOW	50.000

REFERENCE FILE

RADIAL DISTRIBUTION OF BOOSTER BASE PRESSURES - MACH 3



SYMBOL	DELTA X	X/L	DELTA Z
○	0.144	1.000	0.228
△	0.103		
◇	0.227		

PARAMETRIC VALUES			
BETA	0.000	ALPHAB	0.000
MACH	3.000	ALPHA1	0.000
ORBPOW	100.000	BSTPOW	50.000

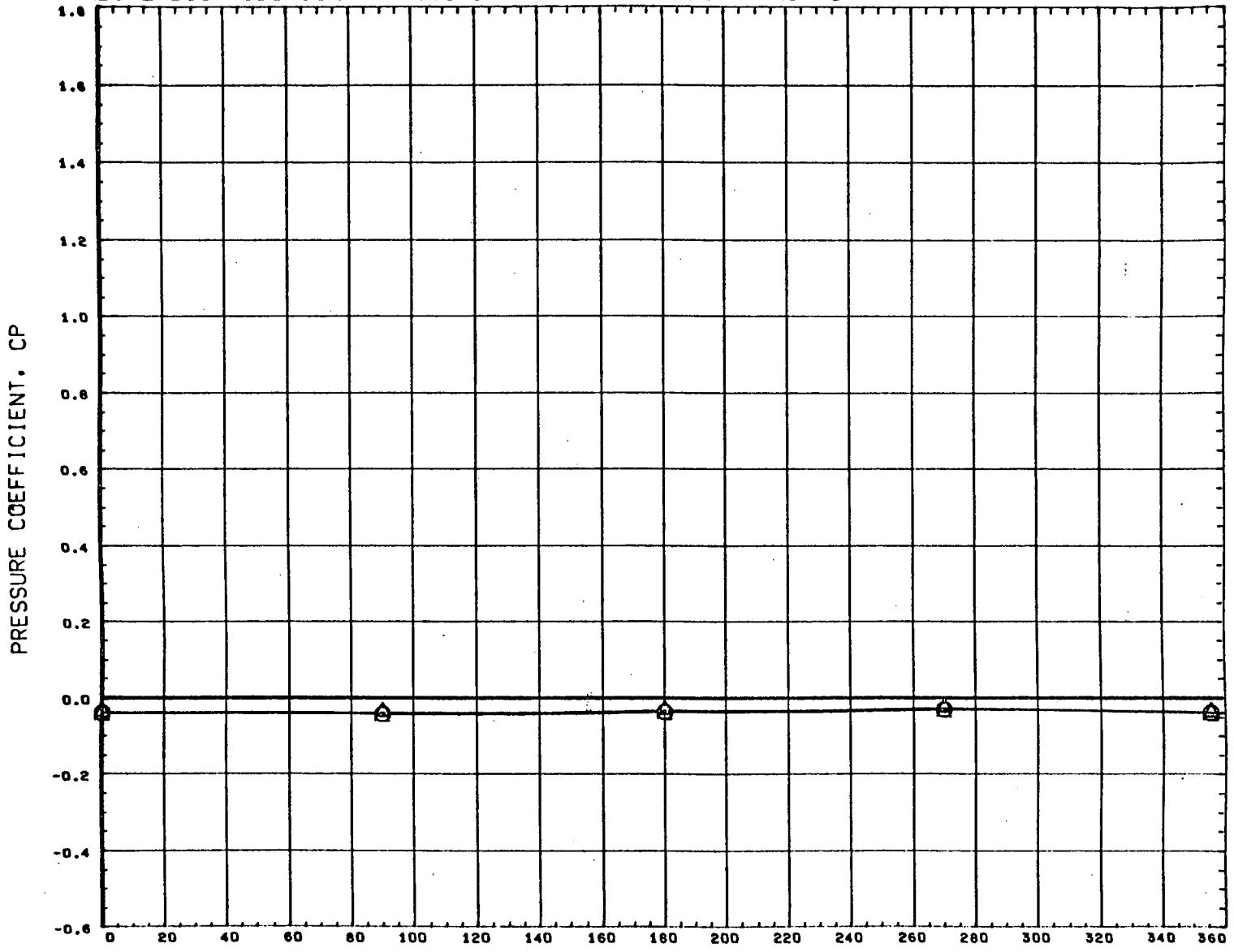
REFERENCE FILE

AEDC VA1163 MDAC BOOSTER (BASE)

•ET8313•

PAGE 596

RADIAL DISTRIBUTION OF BOOSTER BASE PRESSURES - MACH 3



ANGLE MEASURED FROM TOP CENTERLINE, THETA

SYMBOL	DELTA X	X/L	DELTA Z
○	0.390	1.000	0.908
△	0.479		

PARAMETRIC VALUES			
BETA	0.000	ALPHA B	0.008
MACH	3.000	ALPHA 1	0.000
ORBPOW	100.000	BSTPOW	50.000

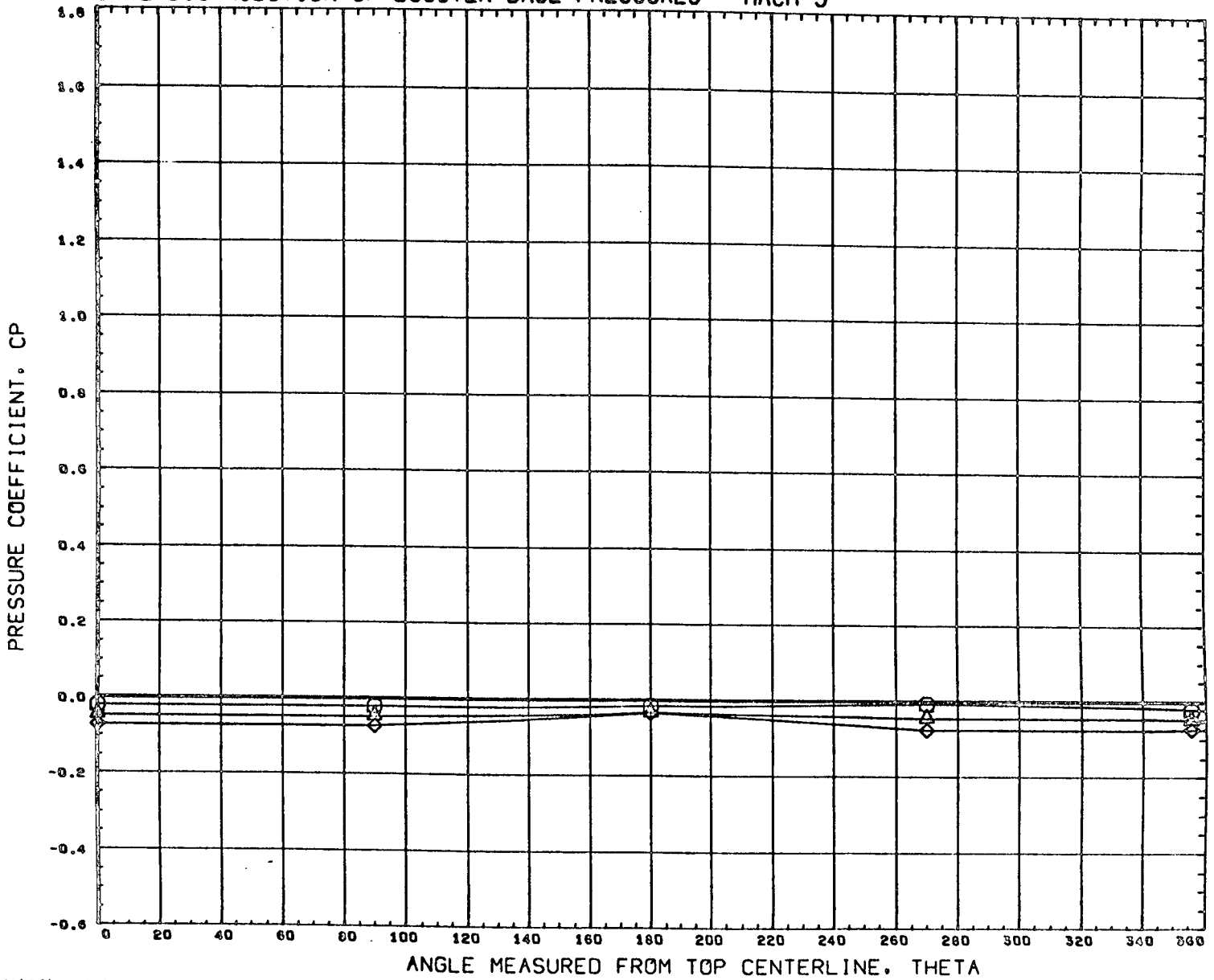
REFERENCE FILE

AEDC VA1163 MDAC BOOSTER (BASE)

•ET8313•

PAGE 597

RADIAL DISTRIBUTION OF BOOSTER BASE PRESSURES - MACH 3



SYMBOL	DELTA X	X/L	DELTA Z
○	0.143	1.000	0.120
△	0.103		
◇	0.226		

PARAMETRIC VALUES			
BETA	0.000	ALPHAB	9.017
MACH	3.000	ALPHA I	0.000
ORBPOW	100.000	BSTPOW	90.000

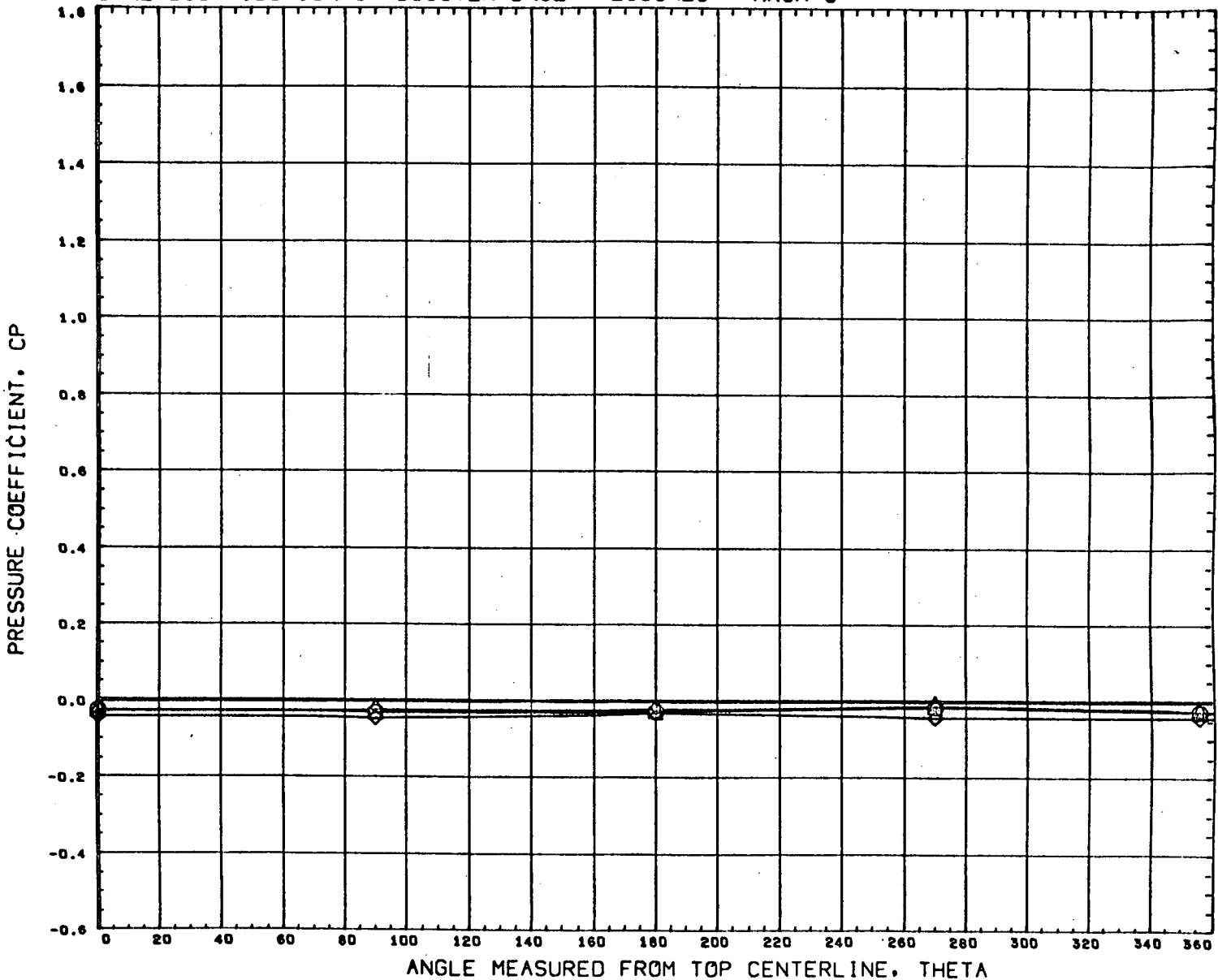
REFERENCE FILE

AEDC VA1163 MDAC BOOSTER (BASE)

•ET8314•

PAGE 598

RADIAL DISTRIBUTION OF BOOSTER BASE PRESSURES - MACH 3



SYMBOL	DELTA X	X/L	DELTA Z
○	0.144	1.000	0.151
△	0.103		
◇	0.226		

PARAMETRIC VALUES			
BETA	0.000	ALPHAB	5.017
MACH	3.000	ALPHA I	0.000
ORBPOW	100.000	BSTPOW	50.000

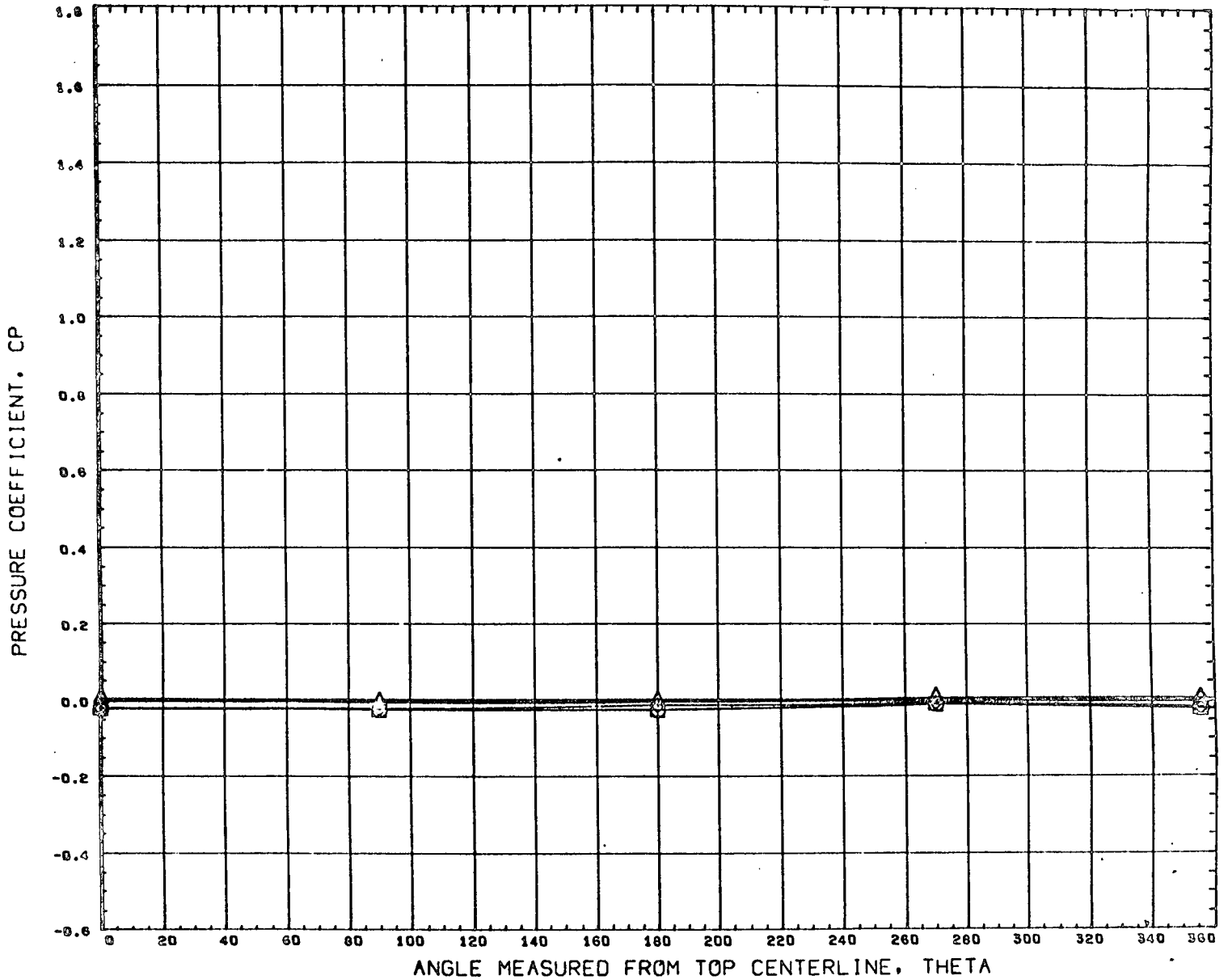
REFERENCE FILE

AEDC VA1163 MDAC BOOSTER (BASE)

•ET8314•

PAGE 599

RADIAL DISTRIBUTION OF BOOSTER BASE PRESSURES - MACH 3



SYMBOL	DELTA X	X/L	DELTA Z
○	0.144	1.000	0.228
△	0.103		
◇	0.227		

PARAMETRIC VALUES			
BETA	0.000	ALPHAB	9.017
MACH	3.000	ALPHA I	0.000
ORBPOW	100.000	BSTPOW	90.000

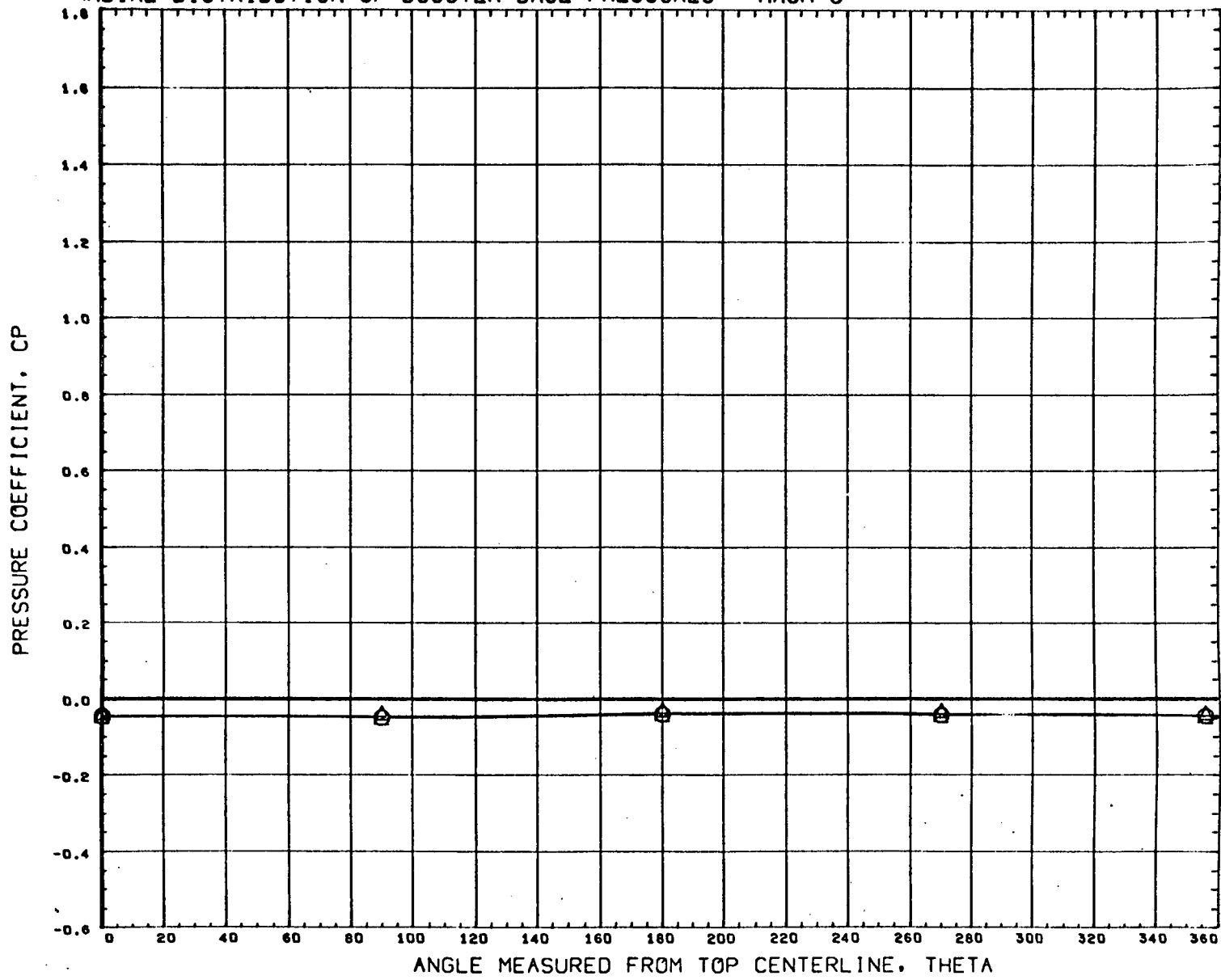
REFERENCE FILE

AEDC VA1163 MDAC BOOSTER (BASE)

•ET8314•

PAGE 600

RADIAL DISTRIBUTION OF BOOSTER BASE PRESSURES - MACH 3



SYMBOL	DELTA X	X/L	DELTA Z
○	0.390	1.000	0.908
△	0.521		

PARAMETRIC VALUES			
BETA	0.000	ALPHA B	5.017
MACH	3.000	ALPHA I	0.000
ORBPOW	100.000	BSTPOW	50.000

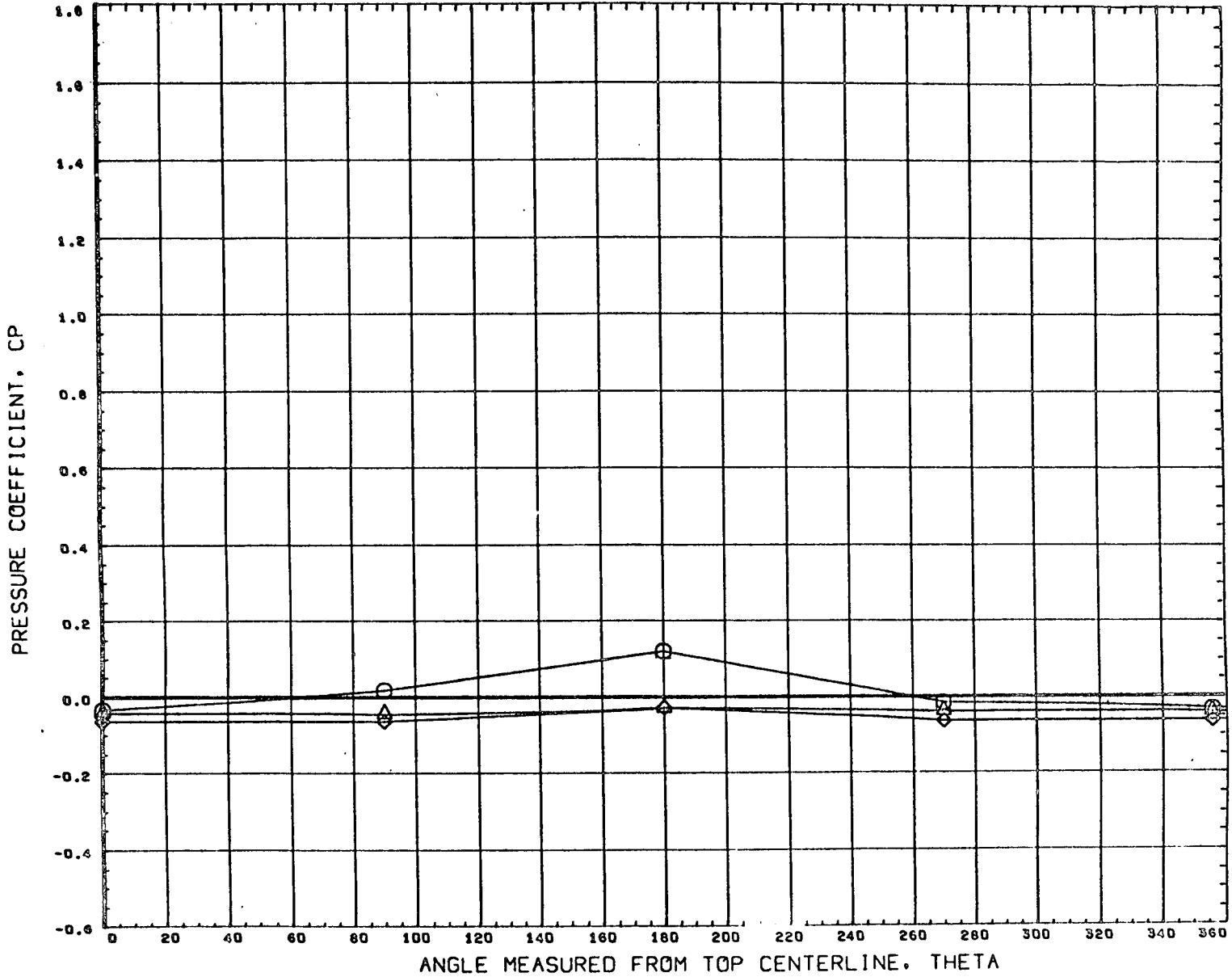
REFERENCE FILE

AEDC VA1163 MDAC BOOSTER (BASE)

•ET8314•

PAGE 601

RADIAL DISTRIBUTION OF BOOSTER BASE PRESSURES - MACH 3



SYMBOL	DELTA X	X/L	DELTA Z
○	0.143	1.000	0.120
△	0.103		
◇	0.227		

PARAMETRIC VALUES			
BETA	0.000	ALPHA	10.000
MACH	3.000	ALPHA 1	0.000
ORBPOW	100.000	BSTPCW	50.000

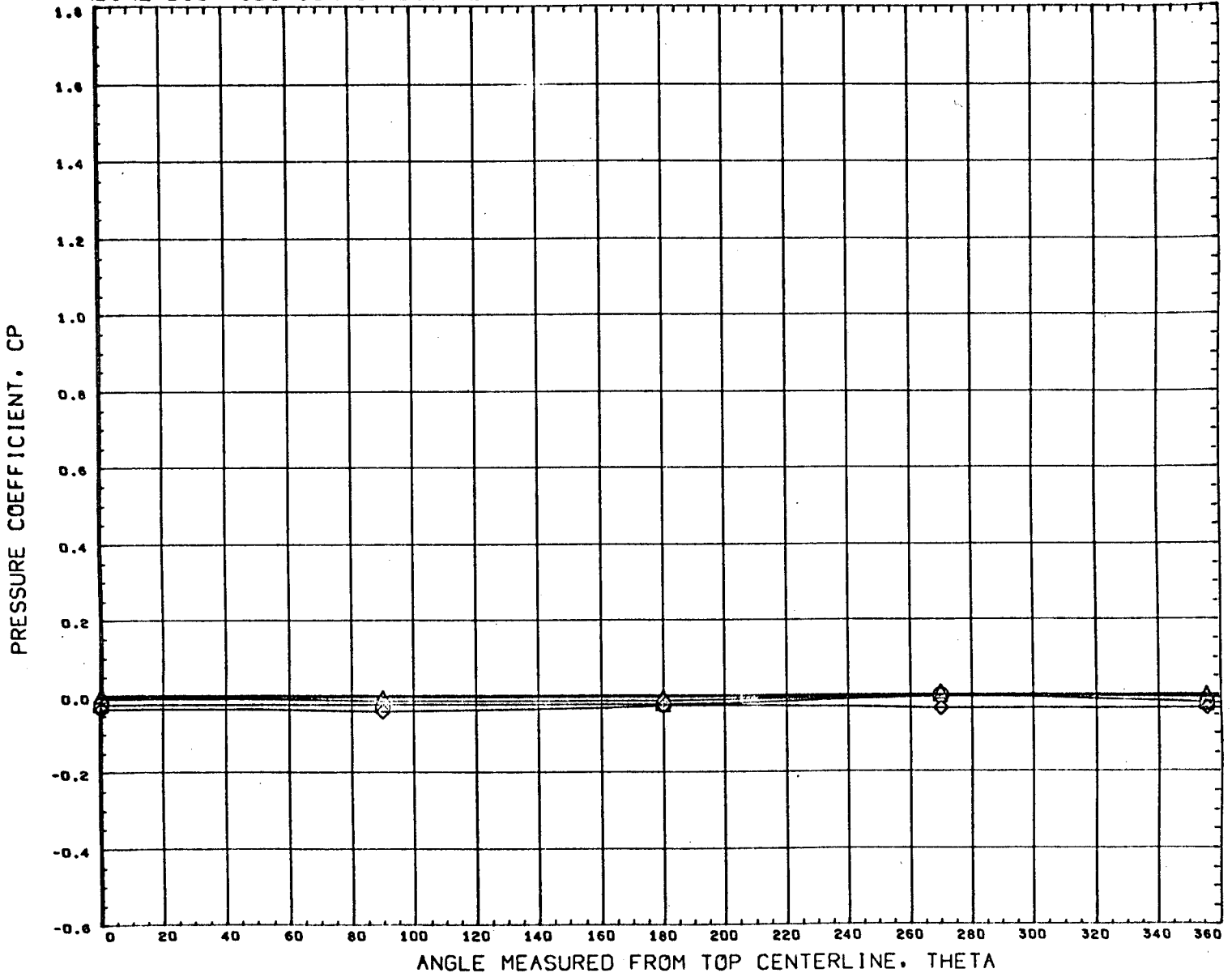
REFERENCE FILE

AEDC VA1163 MDAC BOOSTER (BASE)

•ET8315•

PAGE 602

RADIAL DISTRIBUTION OF BOOSTER BASE PRESSURES - MACH 3

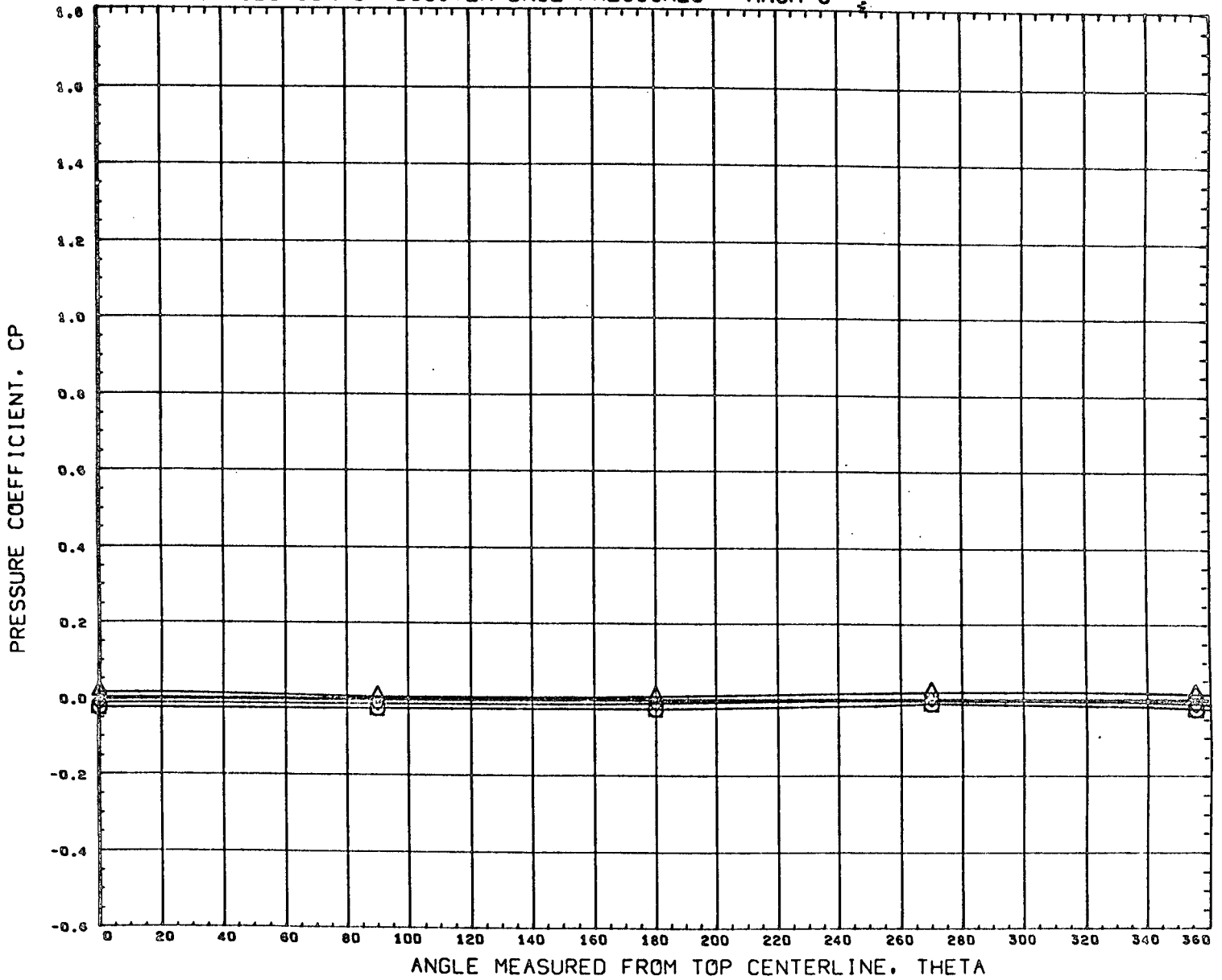


SYMBOL	DELTA X	X/L	DELTA Z
○	0.143	1.000	0.151
△	0.104		
◇	0.226		

PARAMETRIC VALUES			
BETA	0.000	ALPHAB	10.003
MACH	3.000	ALPHA I	0.000
ORBPOW	100.000	BSTPOW	50.000

REFERENCE FILE

RADIAL DISTRIBUTION OF BOOSTER BASE PRESSURES - MACH 3



SYMBOL	DELTA X	X/L	DELTA Z
○	0.143	1.000	0.228
△	0.103		
◇	0.226		

PARAMETRIC VALUES			
BETA	0.000	ALPHAB	10.003
MACH	3.000	ALPHA1	0.000
ORBPOW	100.000	BSTPOW	90.000

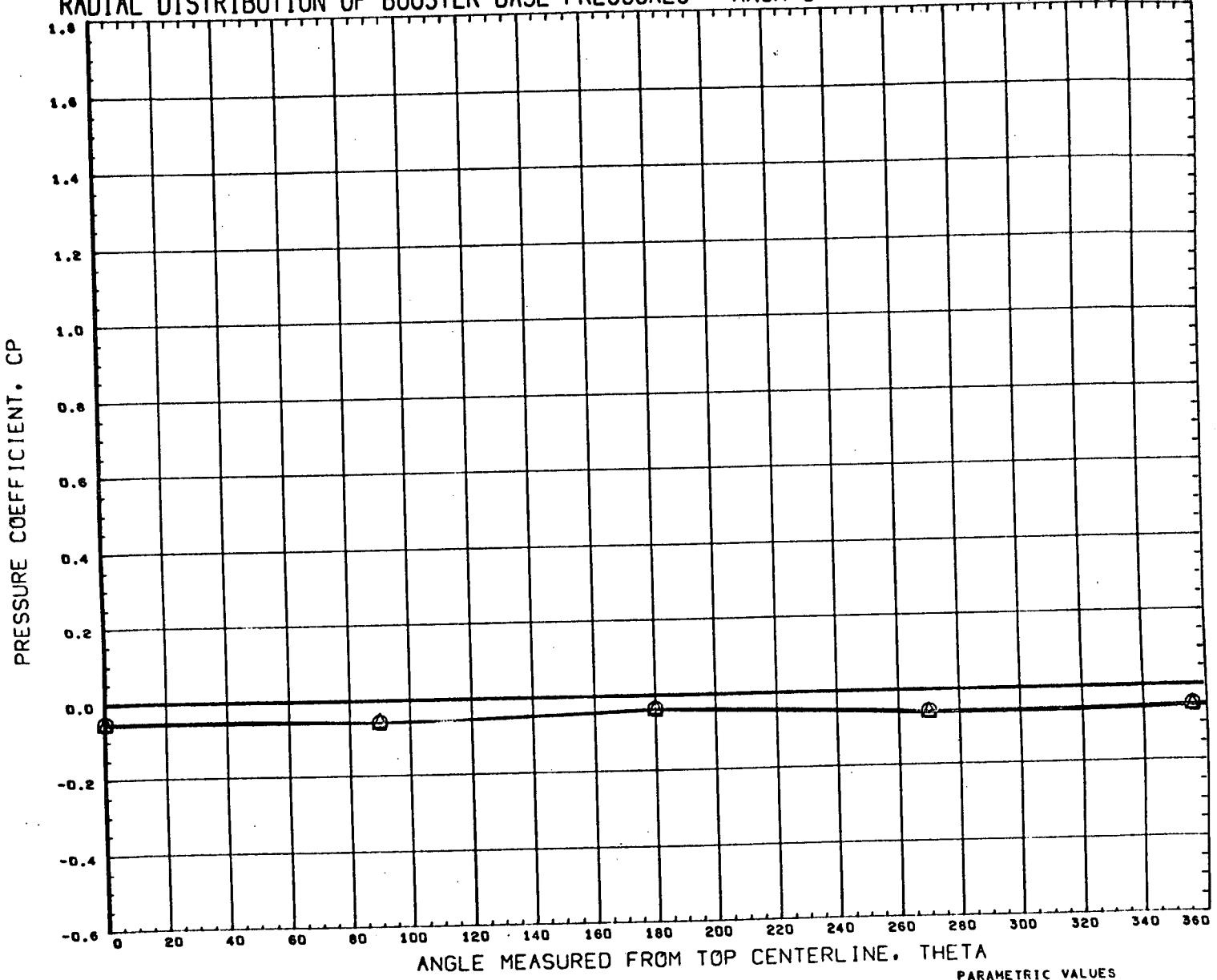
REFERENCE FILE

AEDC VA1163 MDAC BOOSTER (BASE)

•ET8315•

PAGE 604

RADIAL DISTRIBUTION OF BOOSTER BASE PRESSURES - MACH 3



SYMBOL	DELTA X	X/L	DELTA Z
○	0.391	1.000	0.908
△	0.518		

PARAMETRIC VALUES			
BETA	0.000	ALPHA B	10.003
MACH	3.000	ALPHA I	0.000
ORBPOW	100.000	BSTPOW	50.000

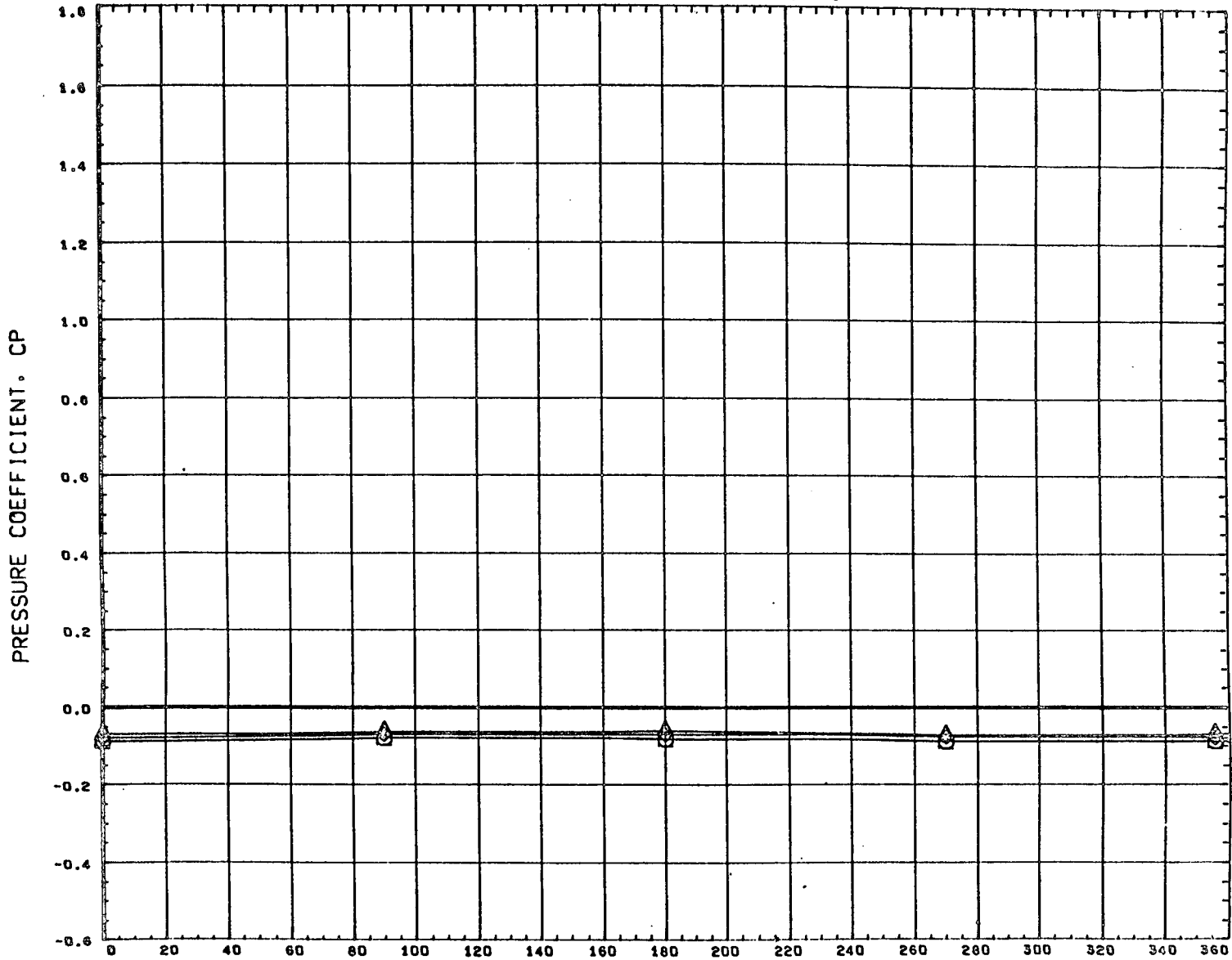
REFERENCE FILE

AEDC VA1163 MDAC BOOSTER (BASE)

•ET8315•

PAGE 605

RADIAL DISTRIBUTION OF BOOSTER BASE PRESSURES - MACH 3

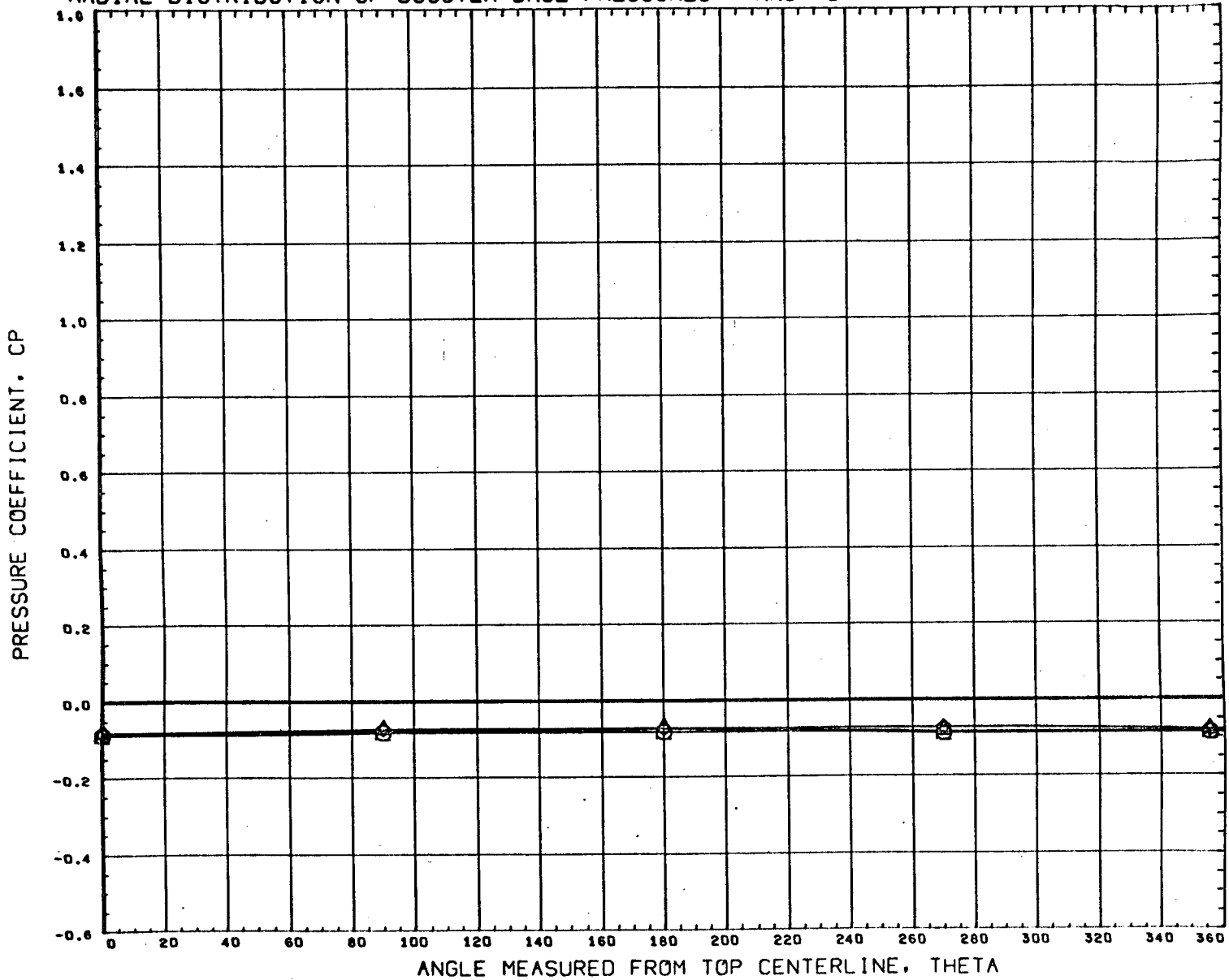


SYMBOL	DELTA X	X/L	DELTA Z
○	0.143	1.000	0.120
△	0.103		
◇	0.227		

PARAMETRIC VALUES			
BETA	0.000	ALPHA	9.977
MACH	3.000	ALPHA I	0.000
ORBPOW	0.000	BSTPOW	0.000

REFERENCE FILE

RADIAL DISTRIBUTION OF BOOSTER BASE PRESSURES - MACH 3



SYMBOL	DELTA X	X/L	DELTA Z
○	0.144	1.000	0.151
△	0.103		
◇	0.227		

PARAMETRIC VALUES			
BETA	0.000	ALPHAB	- 9.977
MACH	3.000	ALPHA1	0.000
ORBPOW	0.000	BSTPOW	0.000

REFERENCE FILE

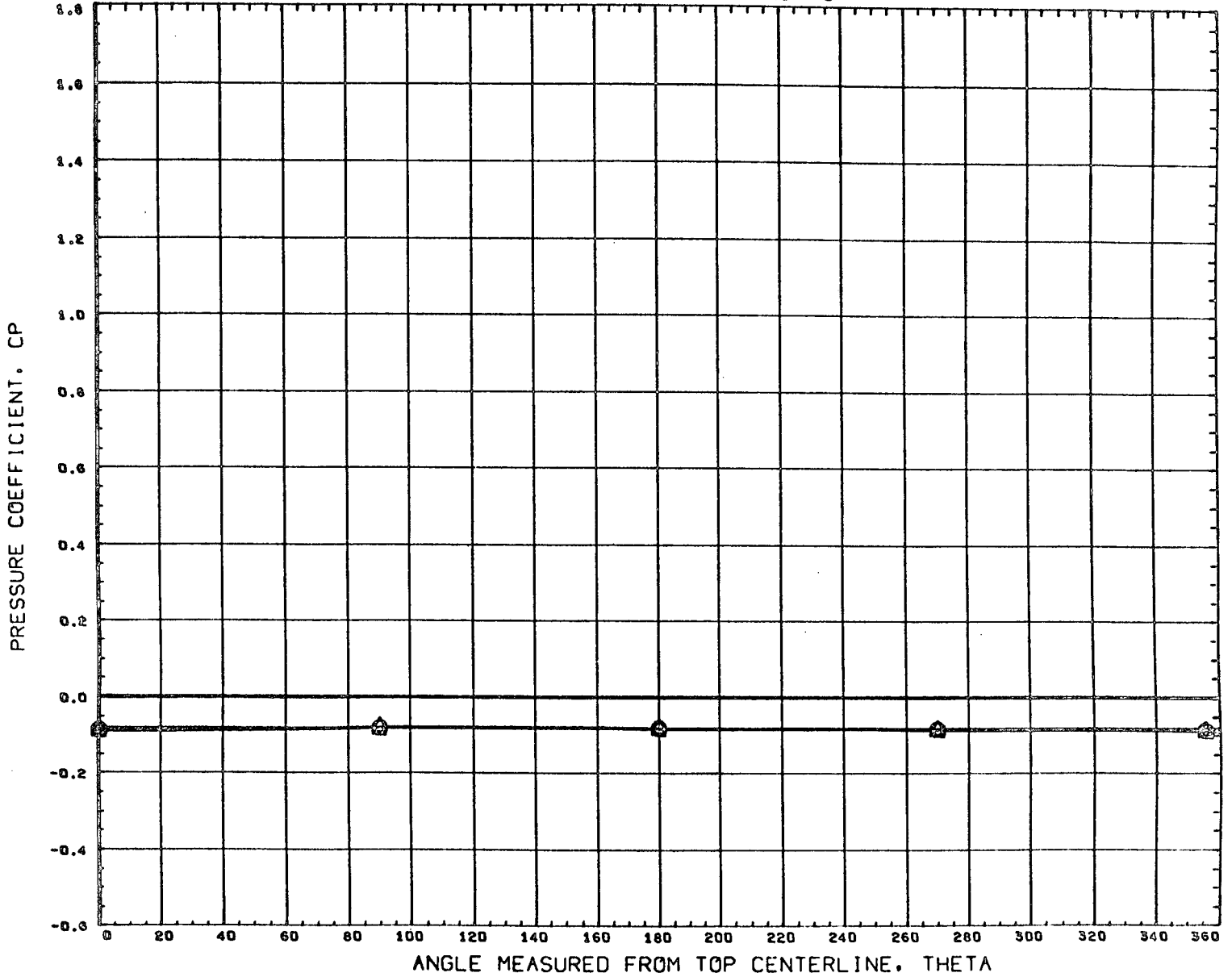
AEDC VA1163 MDAC BOOSTER (BASE)

•ET8321•

PAGE 607

12/12

RADIAL DISTRIBUTION OF BOOSTER BASE PRESSURES - MACH 3

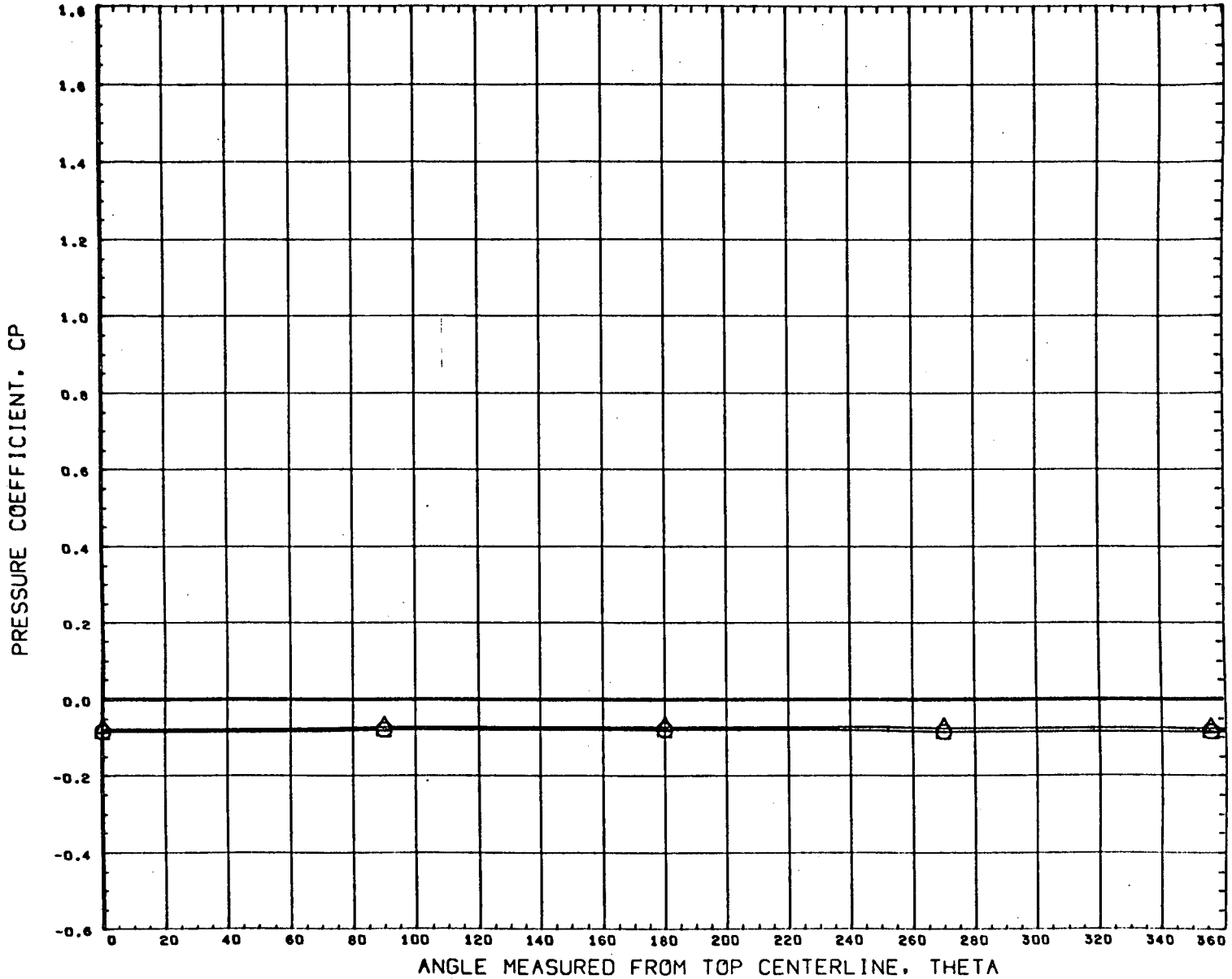


SYMBOL	DELTA X	X/L	DELTA Z
○	0.143	1.000	0.228
△	0.103		
◇	0.226		

PARAMETRIC VALUES			
BETA	0.000	ALPHA B	0.977
MACH	3.000	ALPHA I	0.000
ORBPOW	0.000	BSTPOW	0.000

REFERENCE FILE

RADIAL DISTRIBUTION OF BOOSTER BASE PRESSURES - MACH 3



SYMBOL	DELTA X	X/L	DELTA Z
○	0.391	1.000	0.908
△	0.516		

PARAMETRIC VALUES			
BETA	0.000	ALPHAB	9.977
MACH	3.000	ALPHA1	0.000
ORBPOW	0.000	BSTPOW	0.000

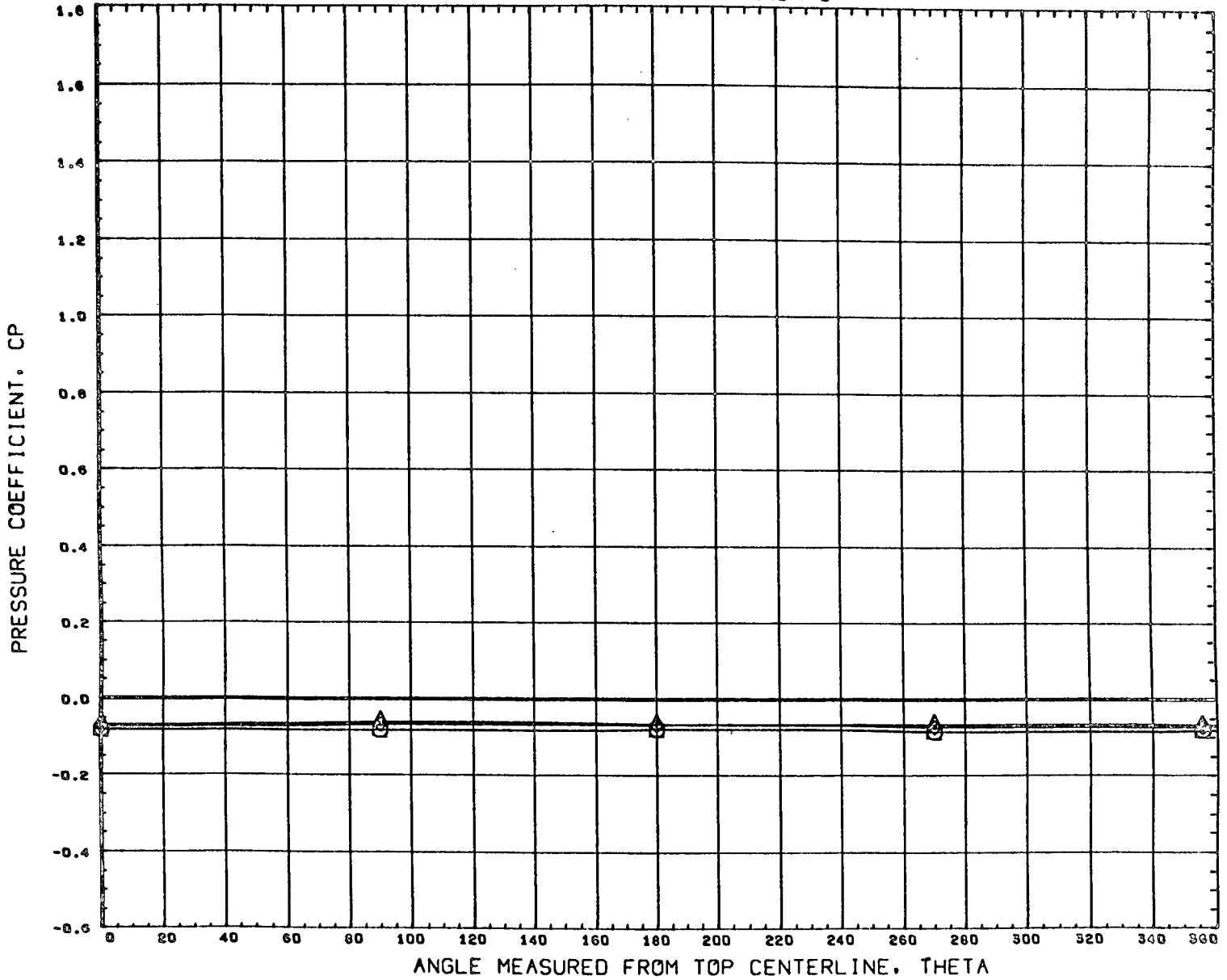
REFERENCE FILE

AEDC VA1163 MDAC BOOSTER (BASE)

•ET8321•

PAGE 609

RADIAL DISTRIBUTION OF BOOSTER BASE PRESSURES - MACH 3

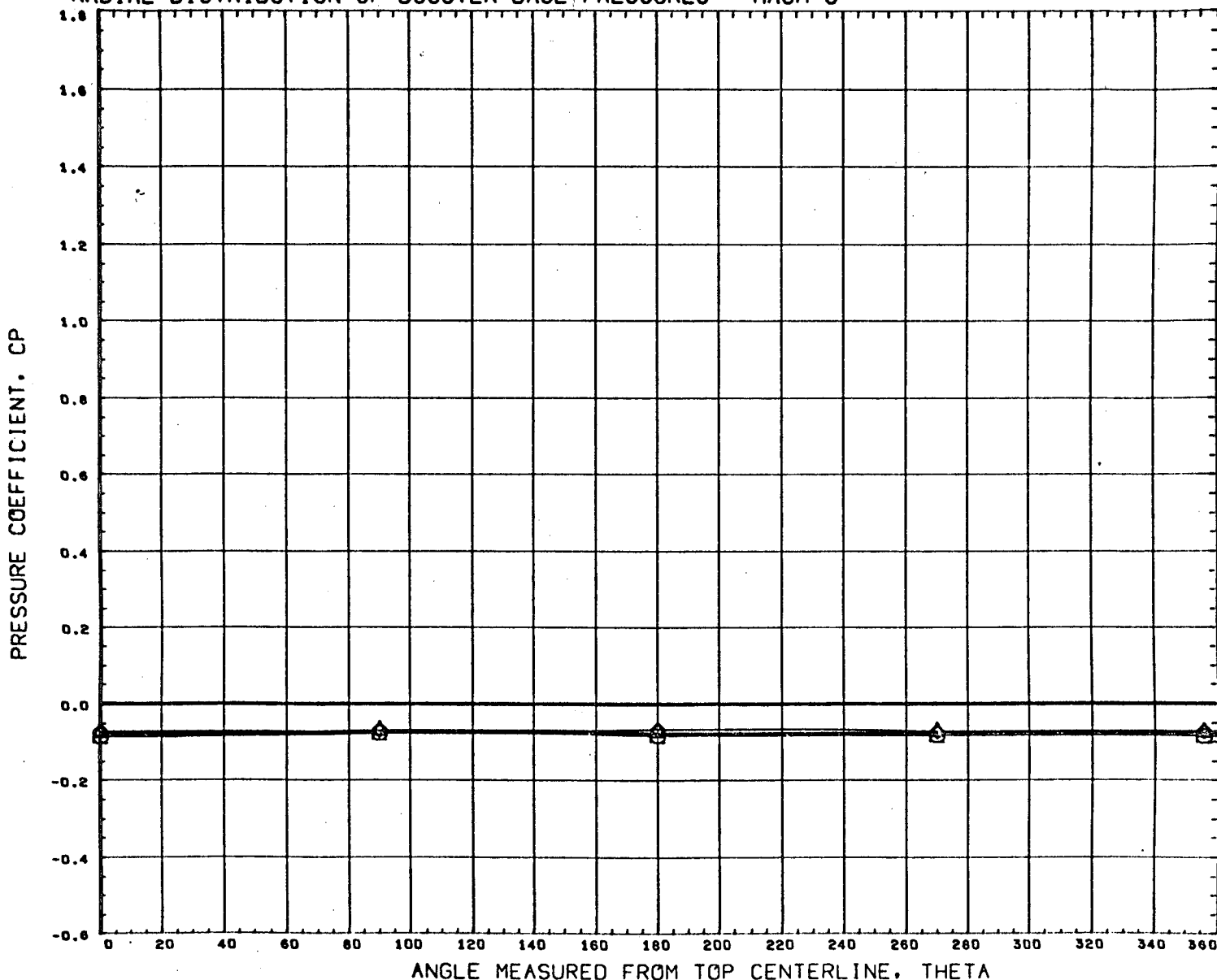


SYMBOL	DELTA X	X/L	DELTA Z
○	- 0.143	1.000	0.120
△	0.103		
◇	0.226		

PARAMETRIC VALUES			
BETA	0.000	ALPHAB	- 4.939
MACH	3.000	ALPHA1	0.000
ORBPOW	0.000	BSTPOW	0.000

REFERENCE FILE

RADIAL DISTRIBUTION OF BOOSTER BASE PRESSURES - MACH 3

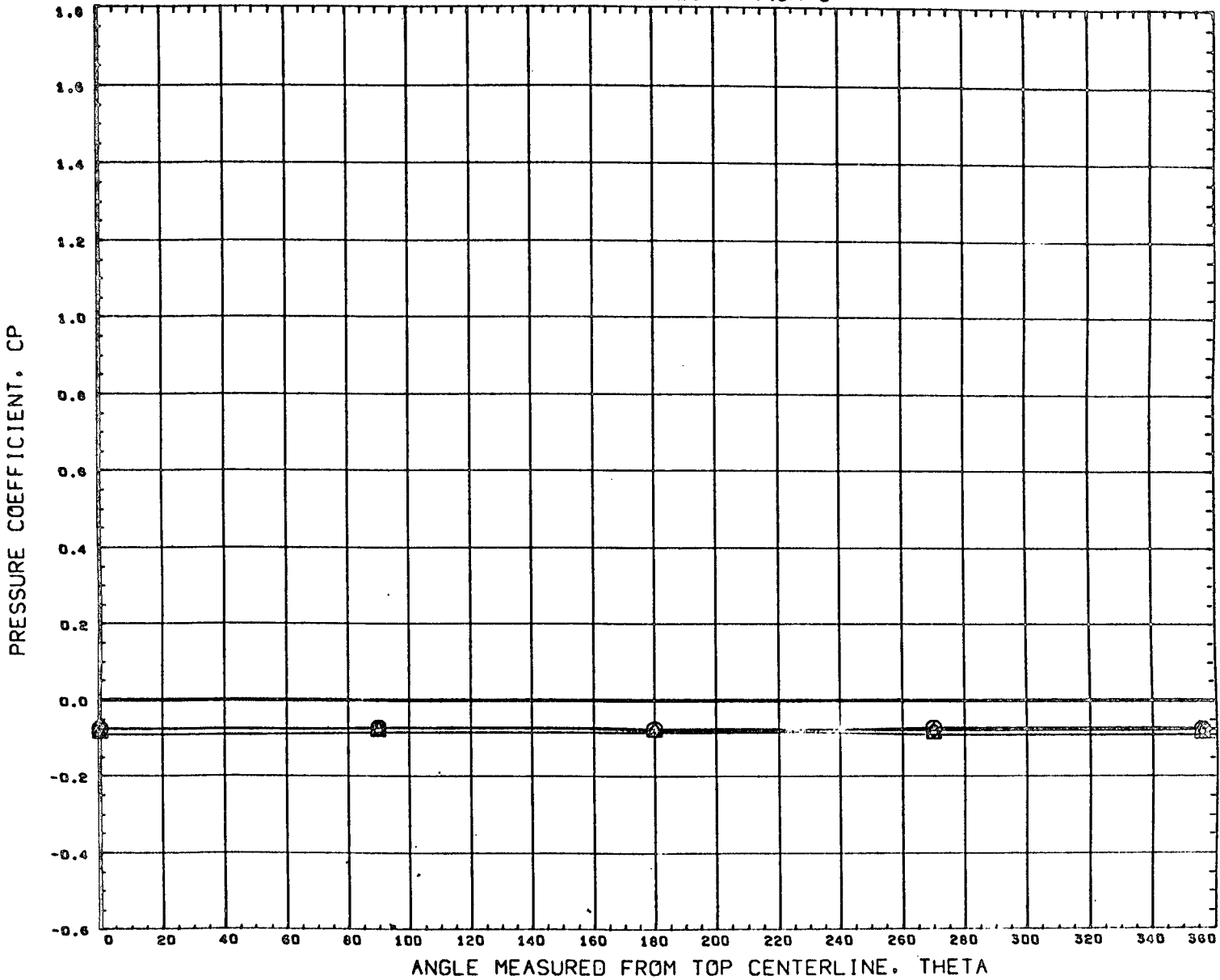


SYMBOL	DELTA X	X/L	DELTA Z
○	0.144	1.000	0.151
△	0.101		
◇	0.226		

PARAMETRIC VALUES			
BETA	0.000	ALPHAB	4.939
MACH	3.000	ALPHA I	0.000
ORBPOW	0.000	BSTPOW	0.000

REFERENCE FILE

RADIAL DISTRIBUTION OF BOOSTER BASE PRESSURES - MACH 3



SYMBOL	DELTA X	X/L	DELTA Z
○	0.143	1.000	0.228
△	0.104		
◇	0.227		

PARAMETRIC VALUES			
BETA	0.000	ALPHAB	- 4.939
MACH	3.000	ALPHA I	0.000
ORBPOW	0.000	BSTPOW	0.000

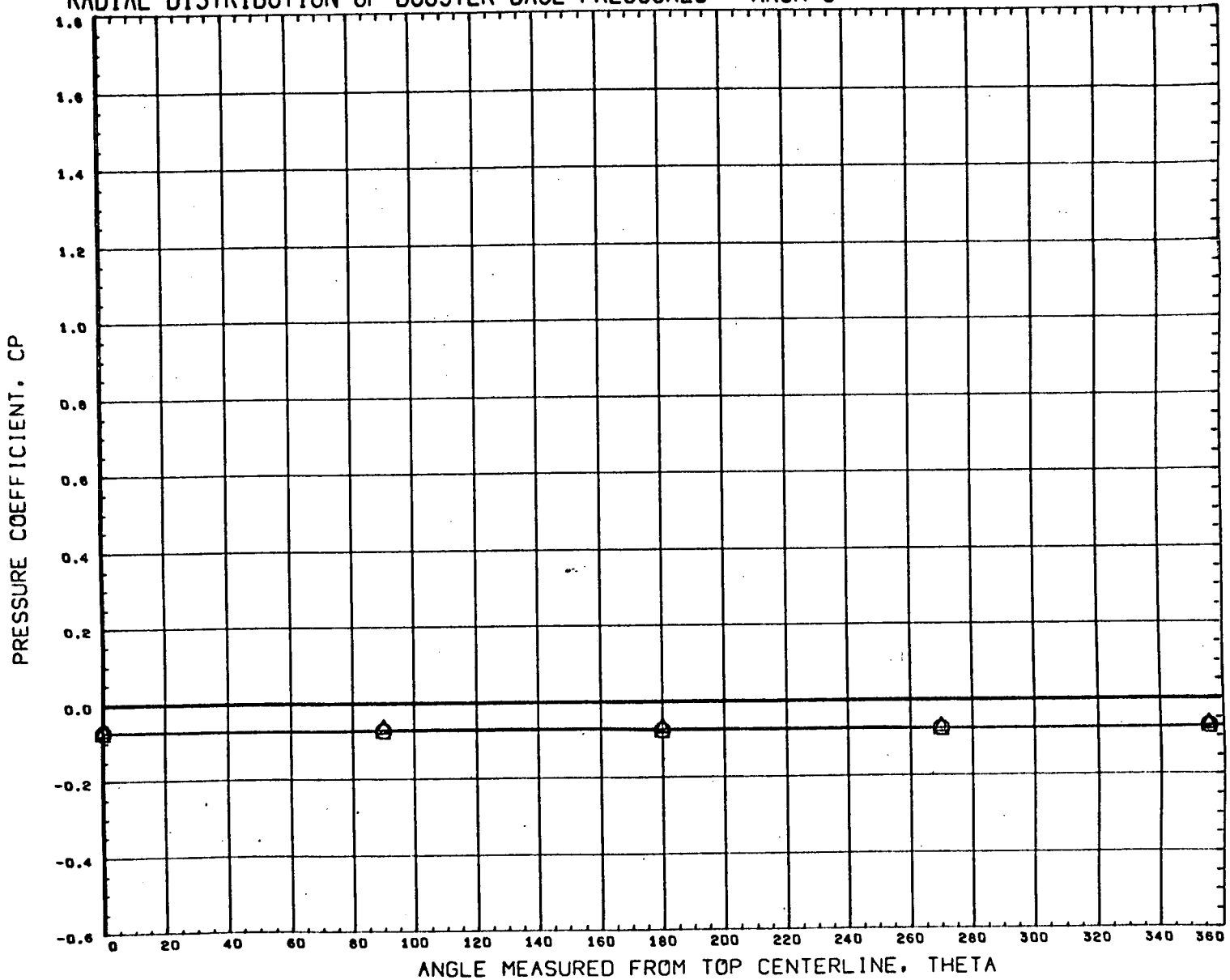
REFERENCE FILE

AEDC VA1163 MDAC BOOSTER (BASE)

•ET8322•

PAGE 612

RADIAL DISTRIBUTION OF BOOSTER BASE PRESSURES - MACH 3



SYMBOL	DELTA X	X/L	DELTA Z
○	0.391	1.000	0.908
△	0.516		

PARAMETRIC VALUES			
BETA	0.000	ALPHAB	- 4.939
MACH	3.000	ALPHA I	0.000
ORBPOW	0.000	BSTPOW	0.000

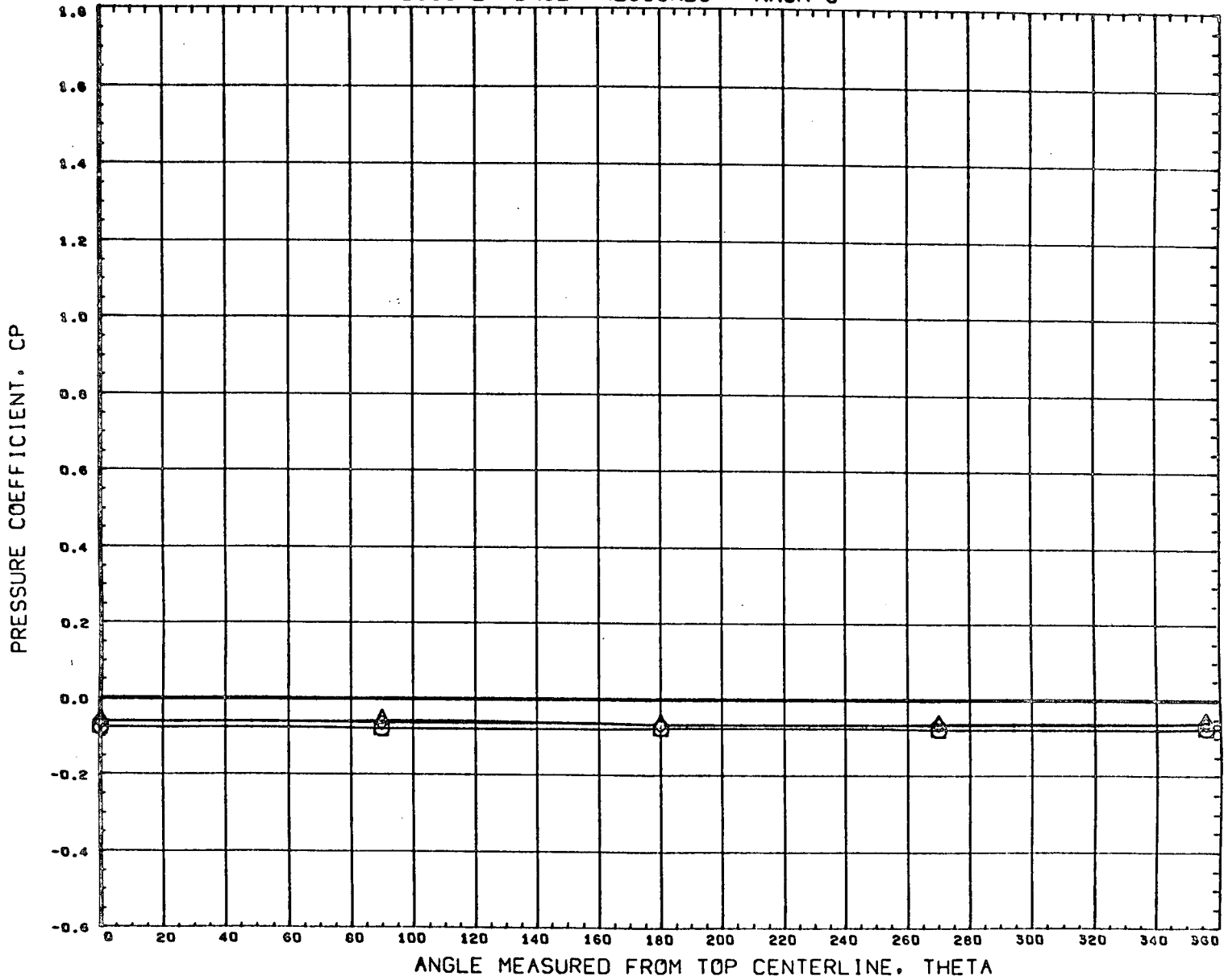
REFERENCE FILE

AEDC VA1163 MDAC BOOSTER (BASE)

•ET8322•

PAGE 613

RADIAL DISTRIBUTION OF BOOSTER BASE PRESSURES - MACH 3



SYMBOL	DELTA X	X/L	DELTA Z
○	0.143	1.000	0.120
△	0.103		
◇	0.226		

PARAMETRIC VALUES			
BETA	0.000	ALPHAB	0.010
MACH	3.000	ALPHA I	0.000
ORBPOW	0.000	BSTPOW	0.000

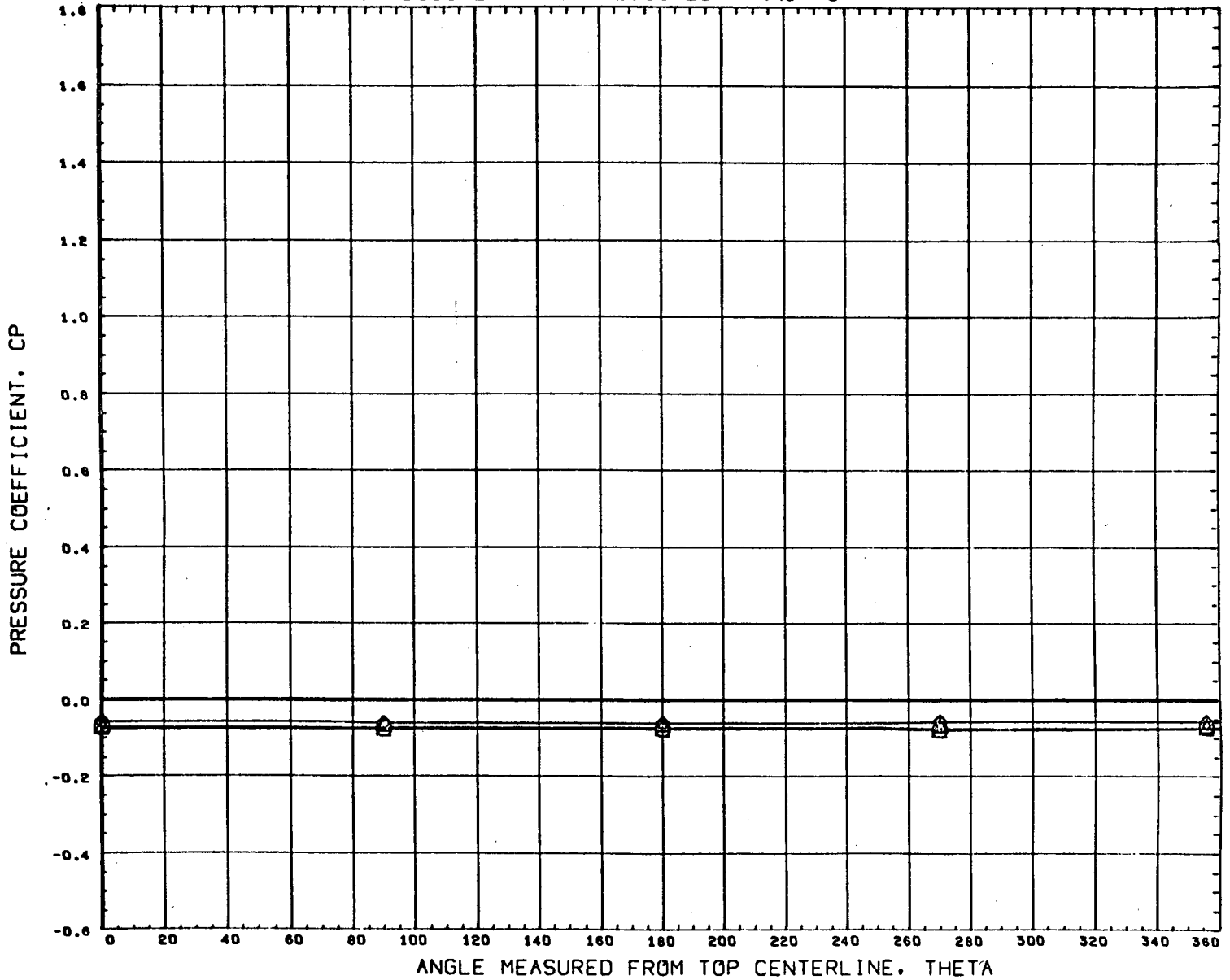
REFERENCE FILE

AEDC VA1163 MDAC BOOSTER (BASE)

•ET8323•

PAGE 614

RADIAL DISTRIBUTION OF BOOSTER BASE PRESSURES - MACH 3

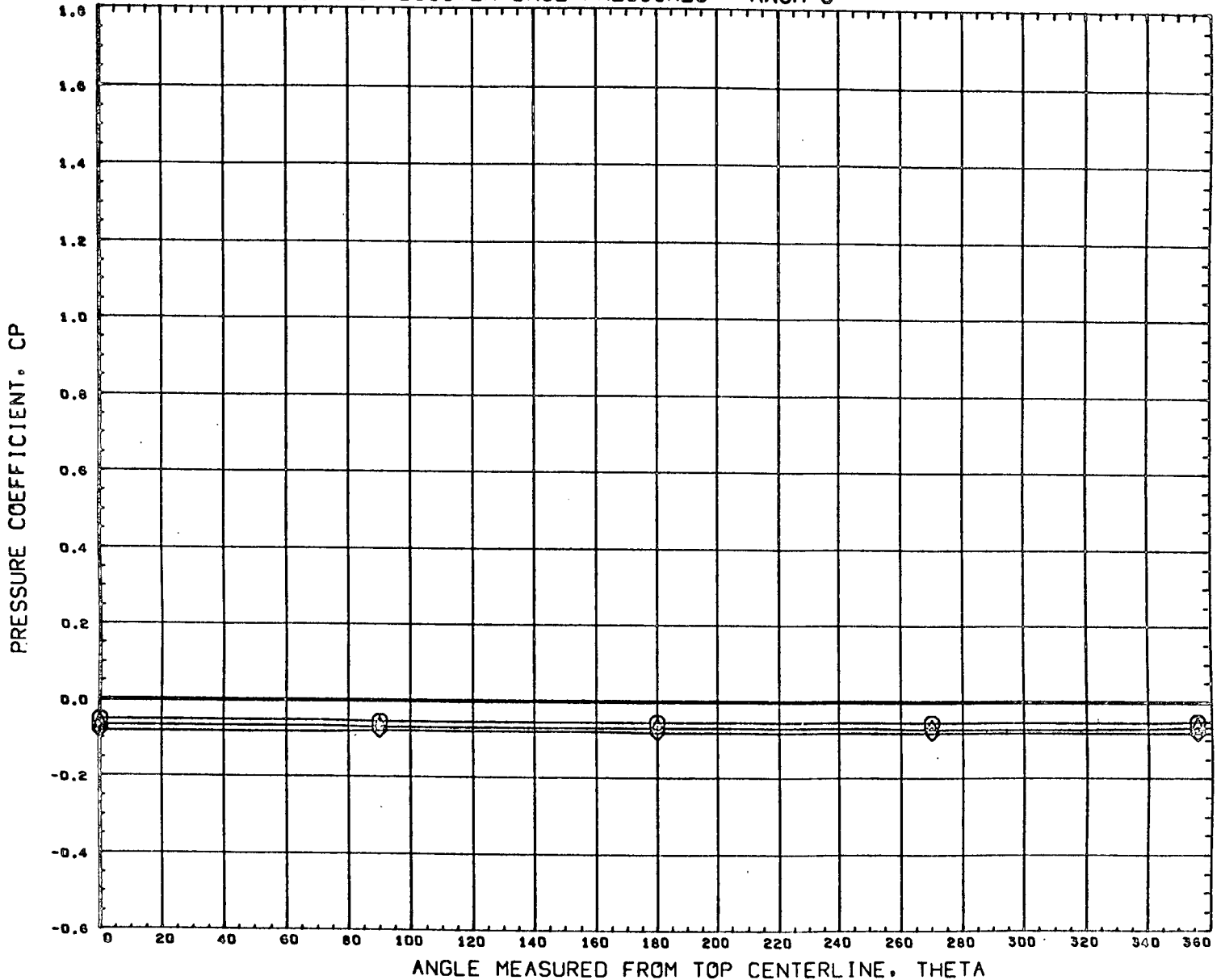


SYMBOL	DELTA X	X/L	DELTA Z
○	0.144	1.000	0.151
△	0.104		
◇	0.227		

PARAMETRIC VALUES			
BETA	0.000	ALPHA B	0.019
MACH	3.000	ALPHA 1	0.000
ORBPOW	0.000	BSTPOW	0.000

REFERENCE FILE

RADIAL DISTRIBUTION OF BOOSTER BASE PRESSURES - MACH 3



SYMBOL	DELTA X	X/L	DELTA Z
○	0.143	1.000	0.228
△	0.103		
◇	0.227		

PARAMETRIC VALUES			
BETA	0.000	ALPHAB	0.010
MACH	3.000	ALPHA1	0.000
ORBPOW	0.000	BSTPOW	0.000

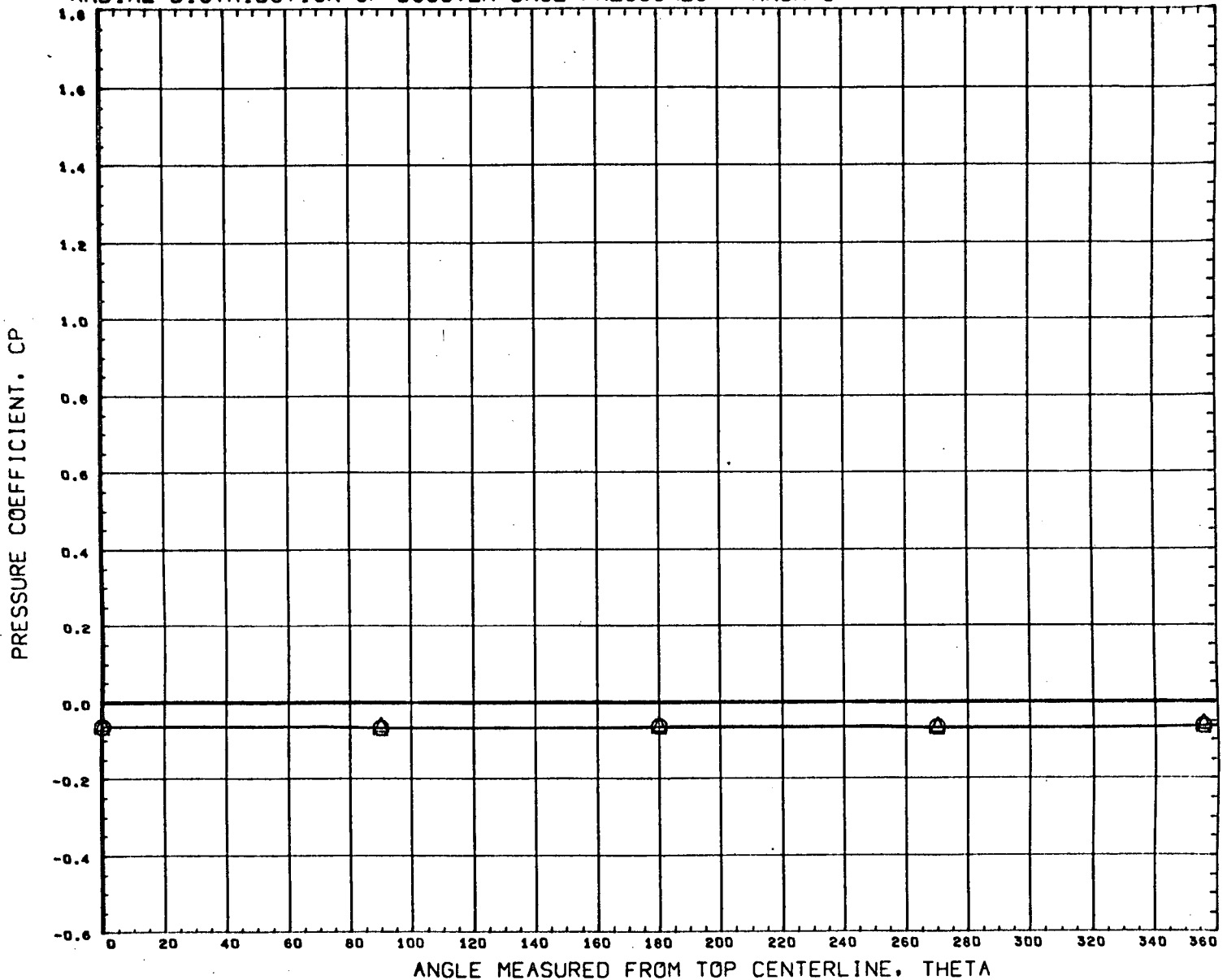
REFERENCE FILE

AEDC VA1163 MDAC BOOSTER (BASE)

•ET8323•

PAGE 616

RADIAL DISTRIBUTION OF BOOSTER BASE PRESSURES - MACH 3

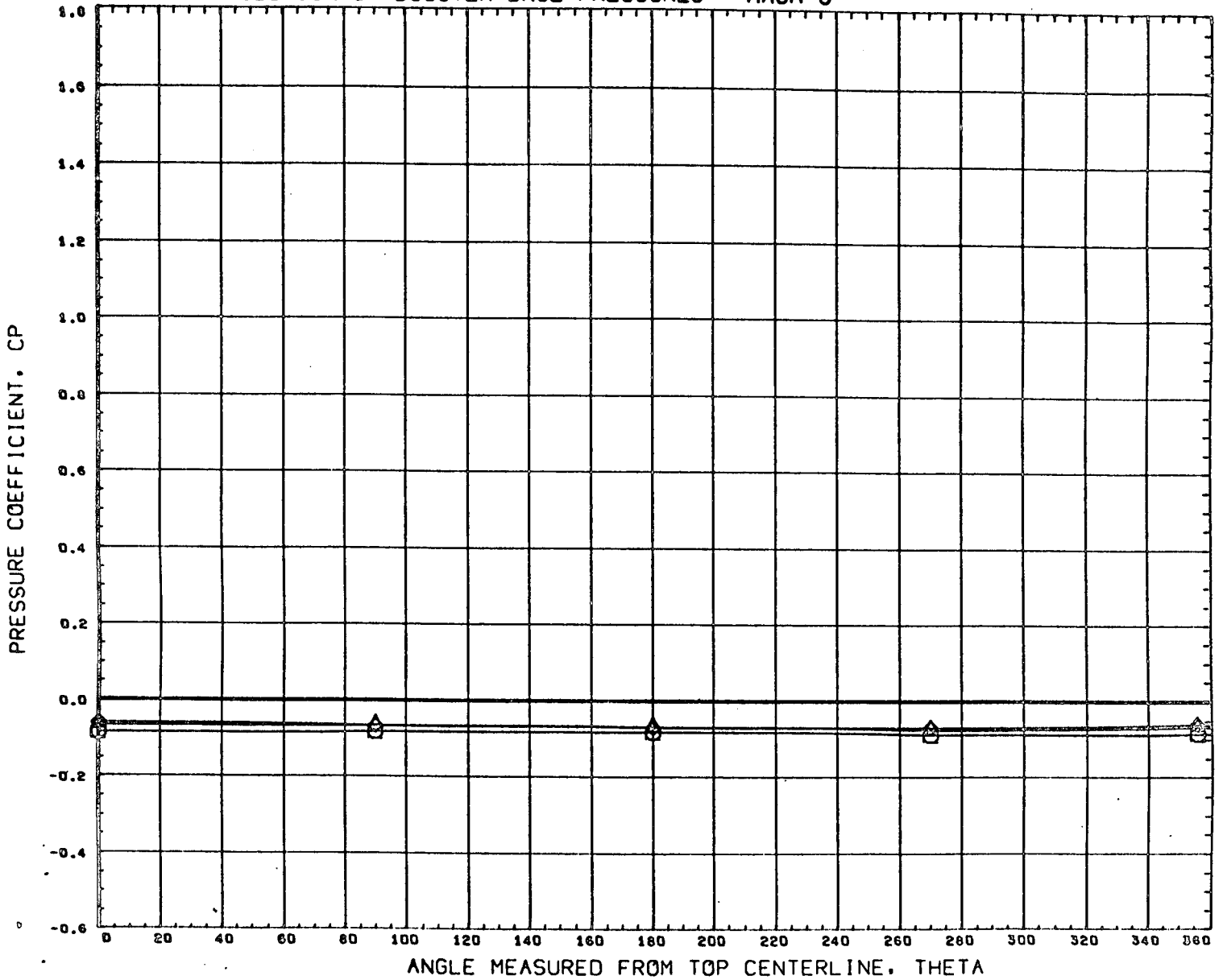


SYMBOL	DELTA X	X/L	DELTA Z
○	0.391	1.000	0.908
△	0.514		

PARAMETRIC VALUES			
BETA	0.000	ALPHAB	0.019
MACH	3.000	ALPHA1	0.000
ORBPOW	0.000	BSTPOW	0.000

REFERENCE FILE

RADIAL DISTRIBUTION OF BOOSTER BASE PRESSURES - MACH 3



SYMBOL	DELTA X	X/L	DELTA Z
○	0.143	1.000	0.120
△	0.103		
◇	0.226		

PARAMETRIC VALUES			
BETA	0.000	ALPHA	9.020
MACH	3.000	ALPHA I	0.000
ORBPOW	0.000	BSTPOW	0.000

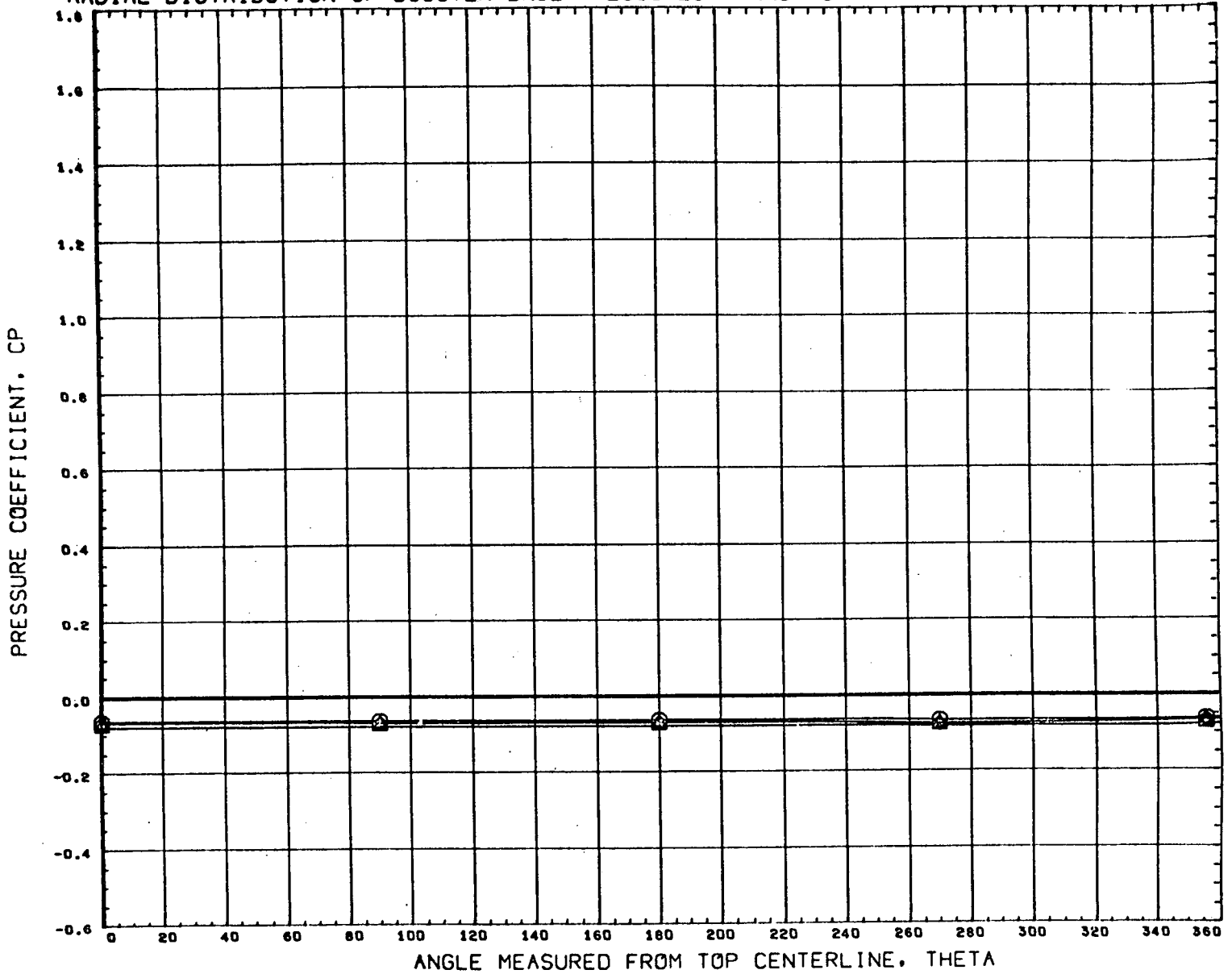
REFERENCE FILE

AEDC VA1163 MDAC BOOSTER (BASE)

•ET8324•

PAGE 618

RADIAL DISTRIBUTION OF BOOSTER BASE PRESSURES - MACH 3

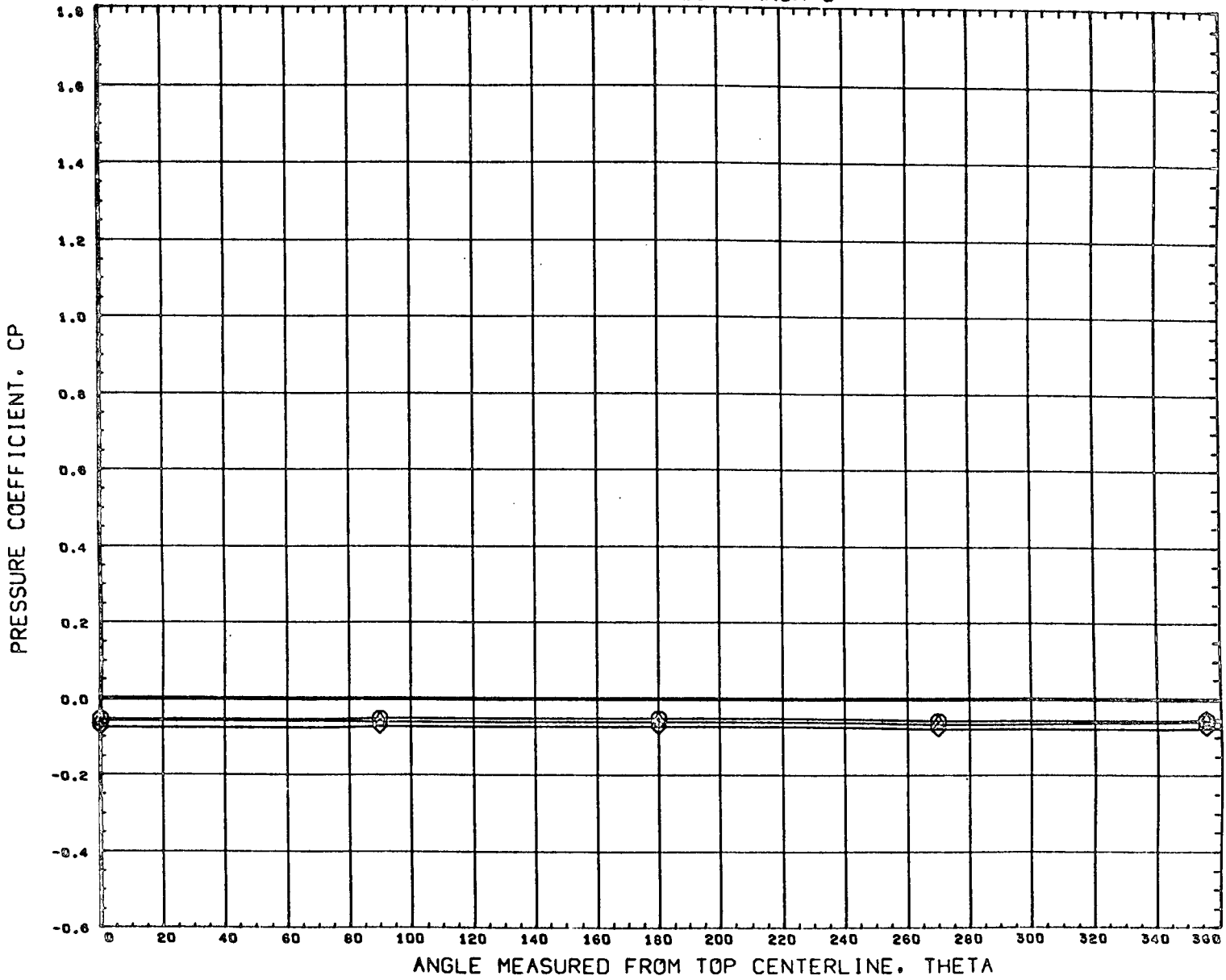


SYMBOL	DELTA X	X/L	DELTA Z
○	0.143	1.000	0.151
△	0.103		
◇	0.227		

PARAMETRIC VALUES			
BETA	0.000	ALPHAB	5.020
MACH	3.000	ALPHAI	0.000
ORBPOW	0.000	BSTPOW	0.000

REFERENCE FILE

RADIAL DISTRIBUTION OF BOOSTER BASE PRESSURES - MACH 3



SYMBOL	DELTA X	X/L	DELTA Z
○	0.143	1.000	0.228
△	0.103		
◇	0.228		

PARAMETRIC VALUES			
BETA	0.000	ALPHA B	3.020
MACH	3.000	ALPHA I	0.000
ORBPOW	0.000	BSTPOW	0.000

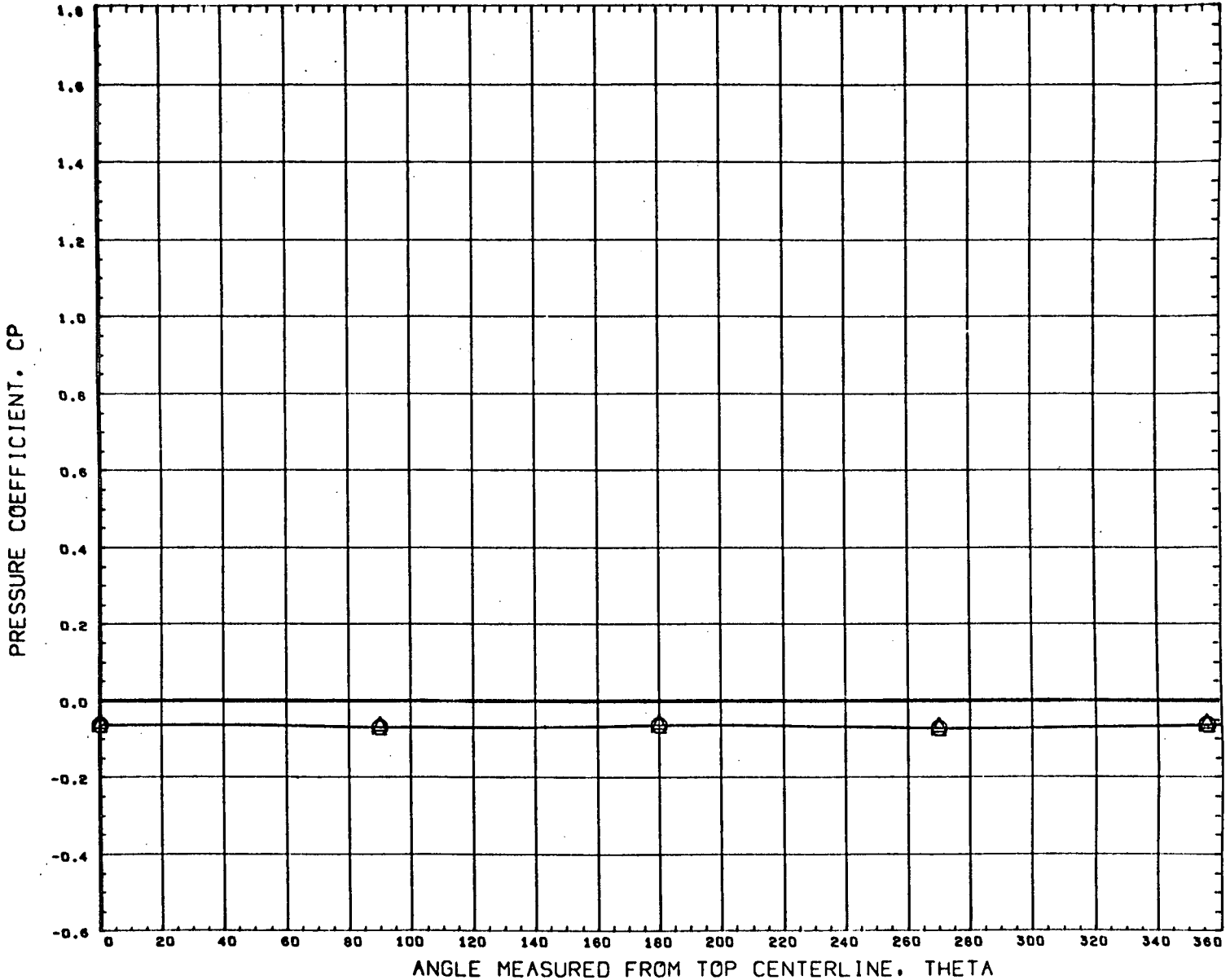
REFERENCE FILE

AEDC VA1163 MDAC BOOSTER (BASE)

•ET8324•

PAGE 620

RADIAL DISTRIBUTION OF BOOSTER BASE PRESSURES - MACH 3



SYMBOL	DELTA X	X/L	DELTA Z
○	0.390	1.000	0.908
△	0.511		

PARAMETRIC VALUES			
BETA	0.000	ALPHAB	5.020
MACH	3.000	ALPHA1	0.000
ORBPOW	0.000	BSTPOW	0.000

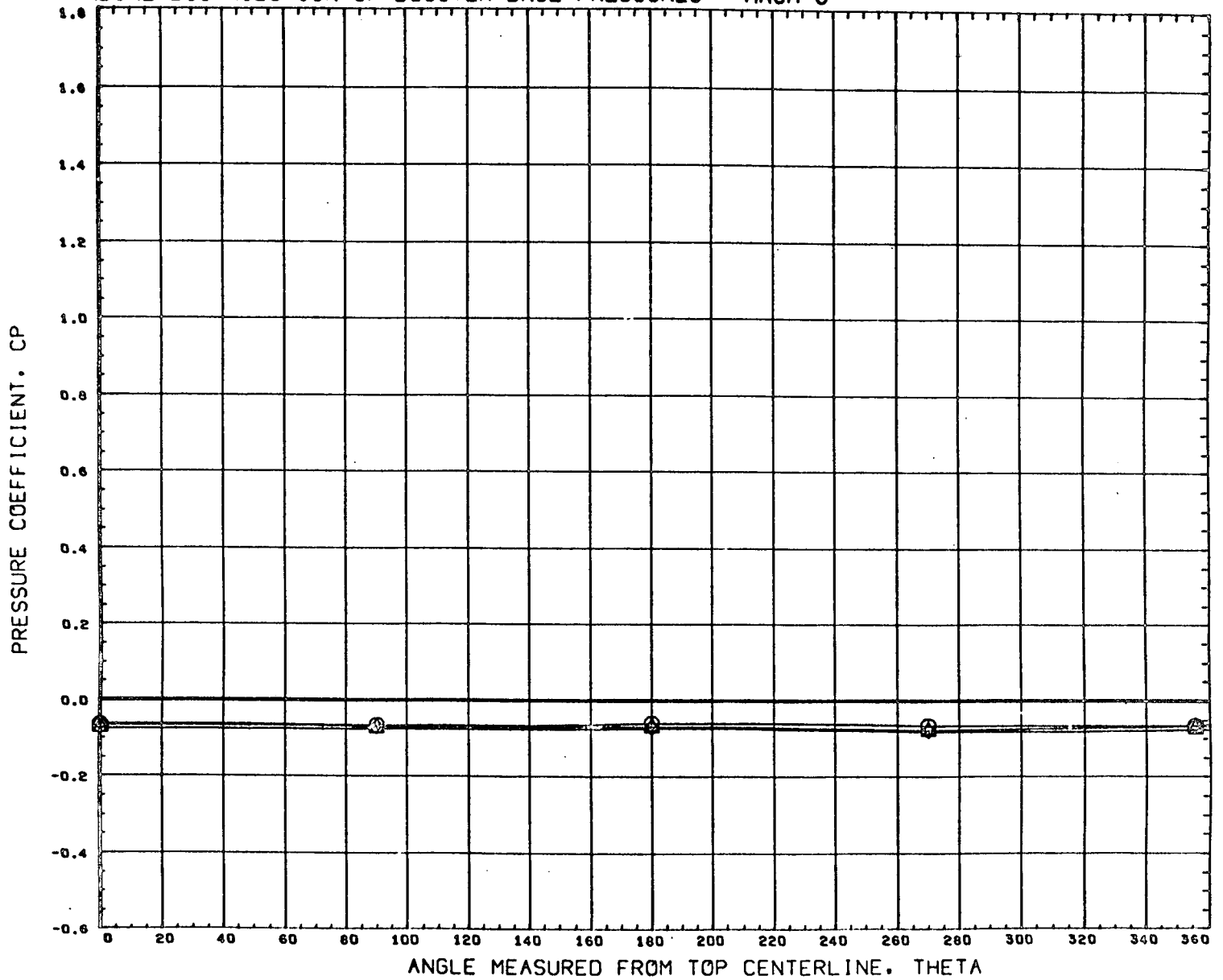
REFERENCE FILE

AEDC VA1163 MDAC BOOSTER (BASE)

•ET8324•

PAGE 621

RADIAL DISTRIBUTION OF BOOSTER BASE PRESSURES - MACH 3



SYMBOL	DELTA X	X/L	DELTA Z
○	0.143	1.000	0.120
△	0.101		
◇	0.226		

PARAMETRIC VALUES			
BETA	0.000	ALPHAB	10.004
MACH	3.000	ALPHA1	0.000
ORBPOW	0.000	BSTPOW	0.000

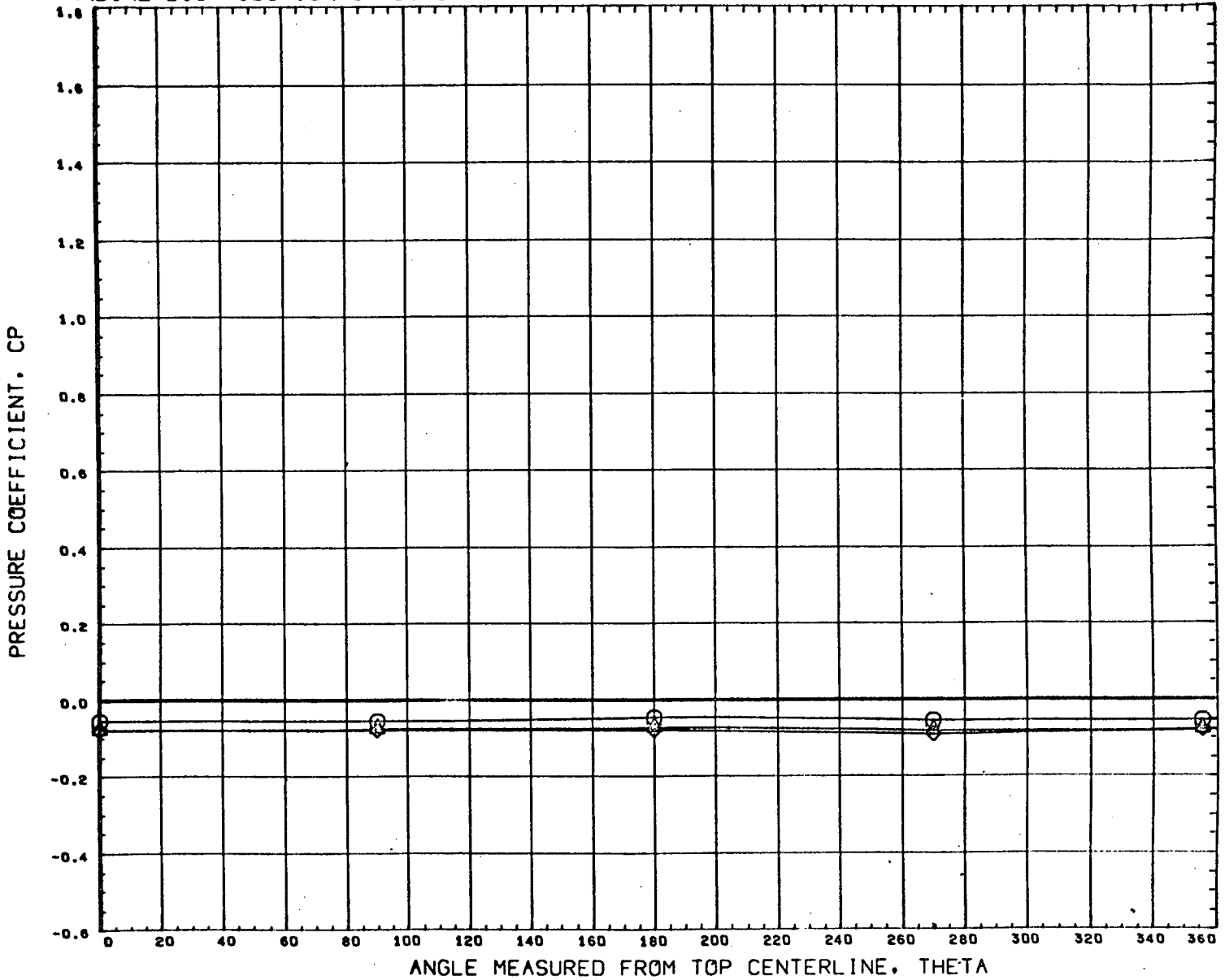
REFERENCE FILE

AEDC VA1163 MDAC BOOSTER (BASE)

•ET8325•

PAGE 622

RADIAL DISTRIBUTION OF BOOSTER BASE PRESSURES - MACH 3



SYMBOL	DELTA X	X/L	DELTA Z
○	0.143	1.000	0.151
△	0.103		
◇	0.226		

PARAMETRIC VALUES			
BETA	0.000	ALPHAB	10.004
MACH	3.000	ALPHA1	0.000
ORBPOW	0.000	BSTPOW	0.000

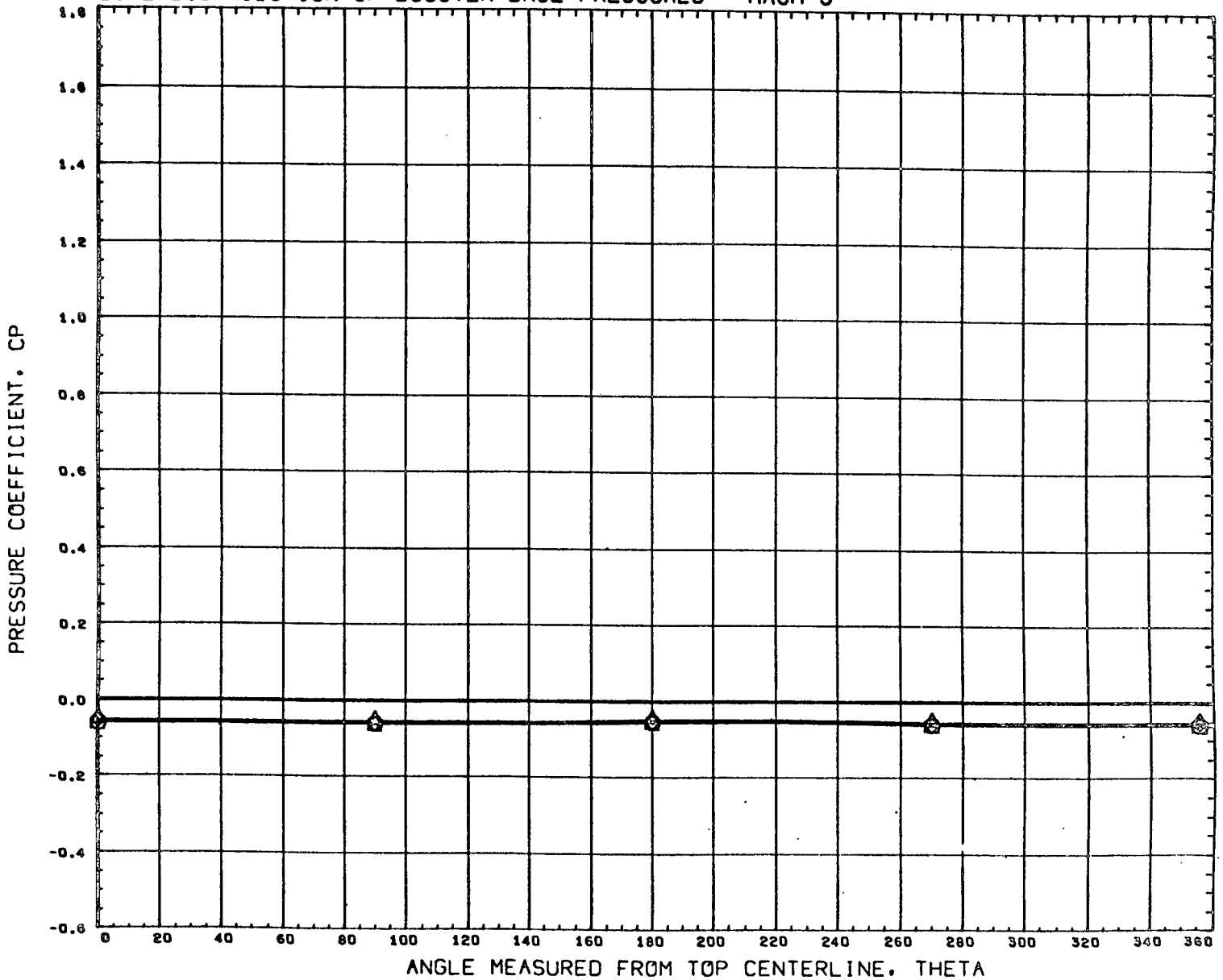
REFERENCE FILE

AEDC VA1163 MDAC BOOSTER (BASE)

•ET8325•

PAGE 623

RADIAL DISTRIBUTION OF BOOSTER BASE PRESSURES - MACH 3



SYMBOL	DELTA X	X/L	DELTA Z
○	0.144	1.000	0.228
△	0.103		
◇	0.226		

PARAMETRIC VALUES			
BETA	0.000	ALPHA B	10.000
MACH	3.000	ALPHA I	0.000
ORBPOW	0.000	BSTPOW	0.000

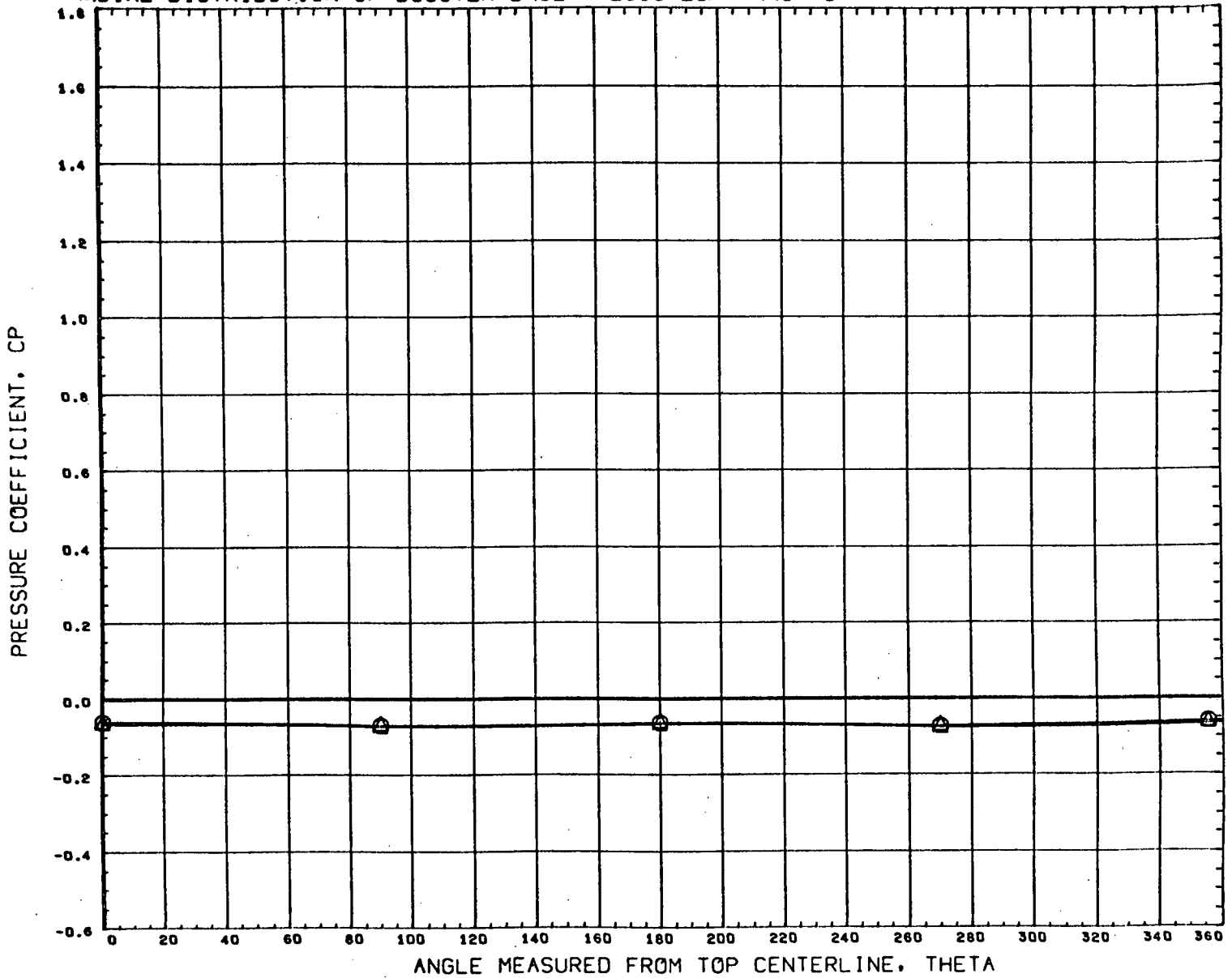
REFERENCE FILE

AEDC VA1163 MDAC BOOSTER (BASE)

•ET8325•

PAGE 624

RADIAL DISTRIBUTION OF BOOSTER BASE PRESSURES - MACH 3



SYMBOL	DELTA X	X/L	DELTA Z
○	0.390	1.000	0.908
△	0.481		

PARAMETRIC VALUES			
BETA	0.000	ALPHAB	10.004
MACH	3.000	ALPHA I	0.000
ORBPOW	0.000	BSTPOW	0.000

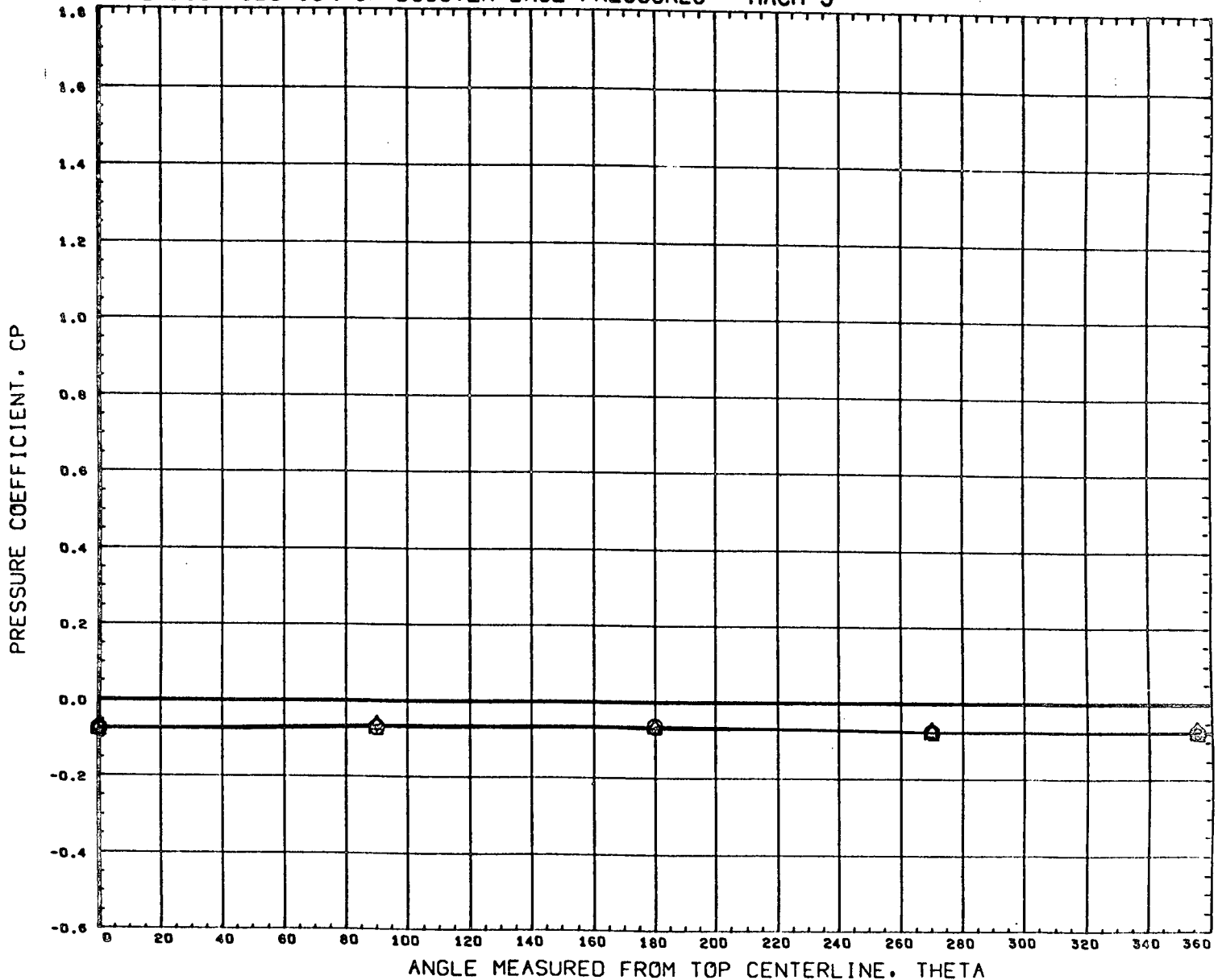
REFERENCE FILE

AEDC VA1163 MDAC BOOSTER (BASE)

•ET8325•

PAGE 625

RADIAL DISTRIBUTION OF BOOSTER BASE PRESSURES - MACH 3



SYMBOL	DELTA X	X/L	DELTA Z
○	0.040	1.000	0.105
△	0.103		
◇	0.166		

PARAMETRIC VALUES			
BETA	0.000	ALPHAB	- 9.980
MACH	3.000	ALPHA I	0.000
ORBPOW	0.000	BSTPOW	0.000

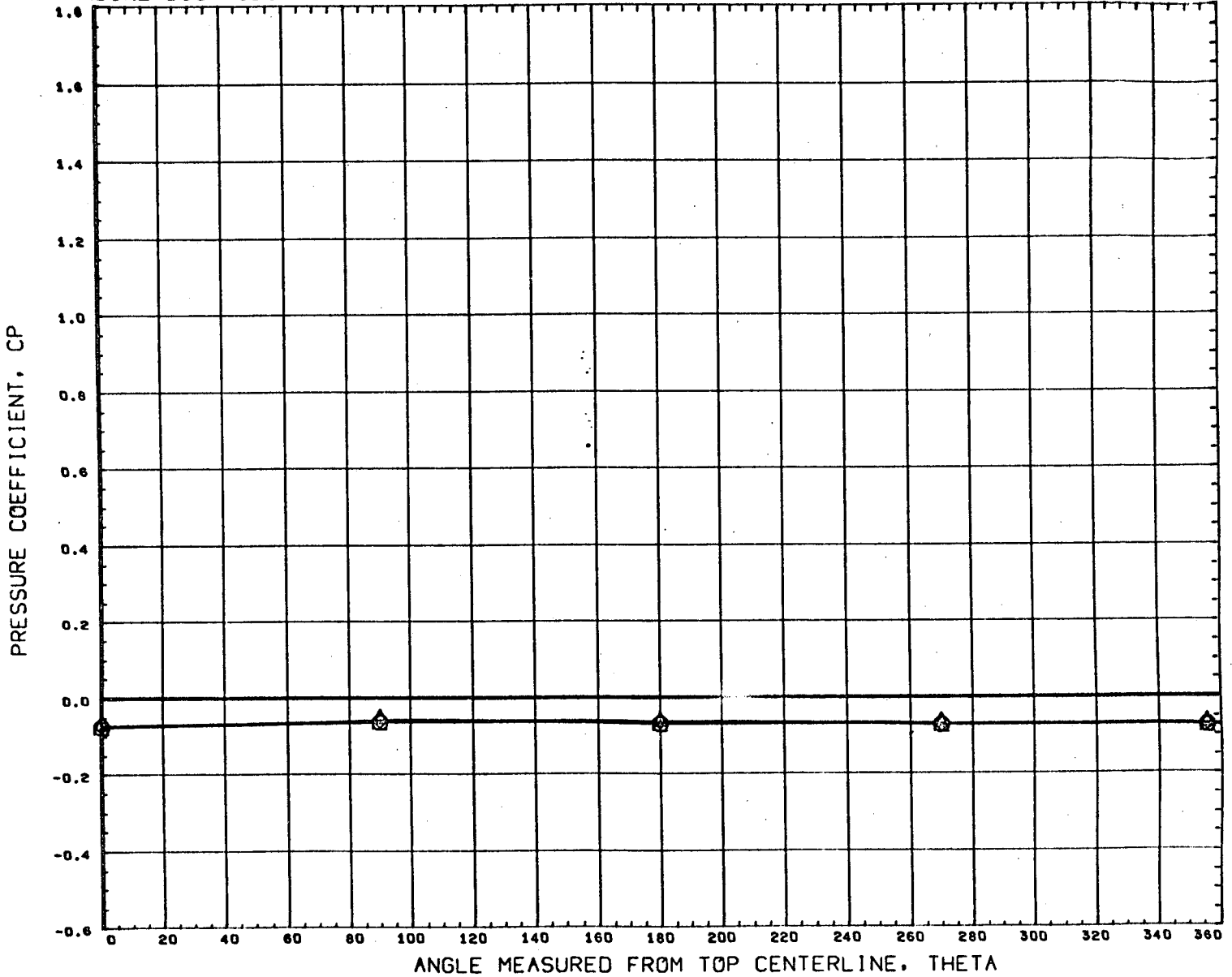
REFERENCE FILE

AEDC VA1163 MDAC BOOSTER (BASE)

•ET8331•

PAGE 626

RADIAL DISTRIBUTION OF BOOSTER BASE PRESSURES - MACH 3



SYMBOL	DELTA X	X/L	DELTA Z
○	0.038	1.000	0.105
△	0.101		
◇	0.161		

PARAMETRIC VALUES			
BETA	0.000	ALPHA	- 4.950
MACH	3.000	ALPHA I	0.000
ORBPOW	0.000	BSTPOW	0.000

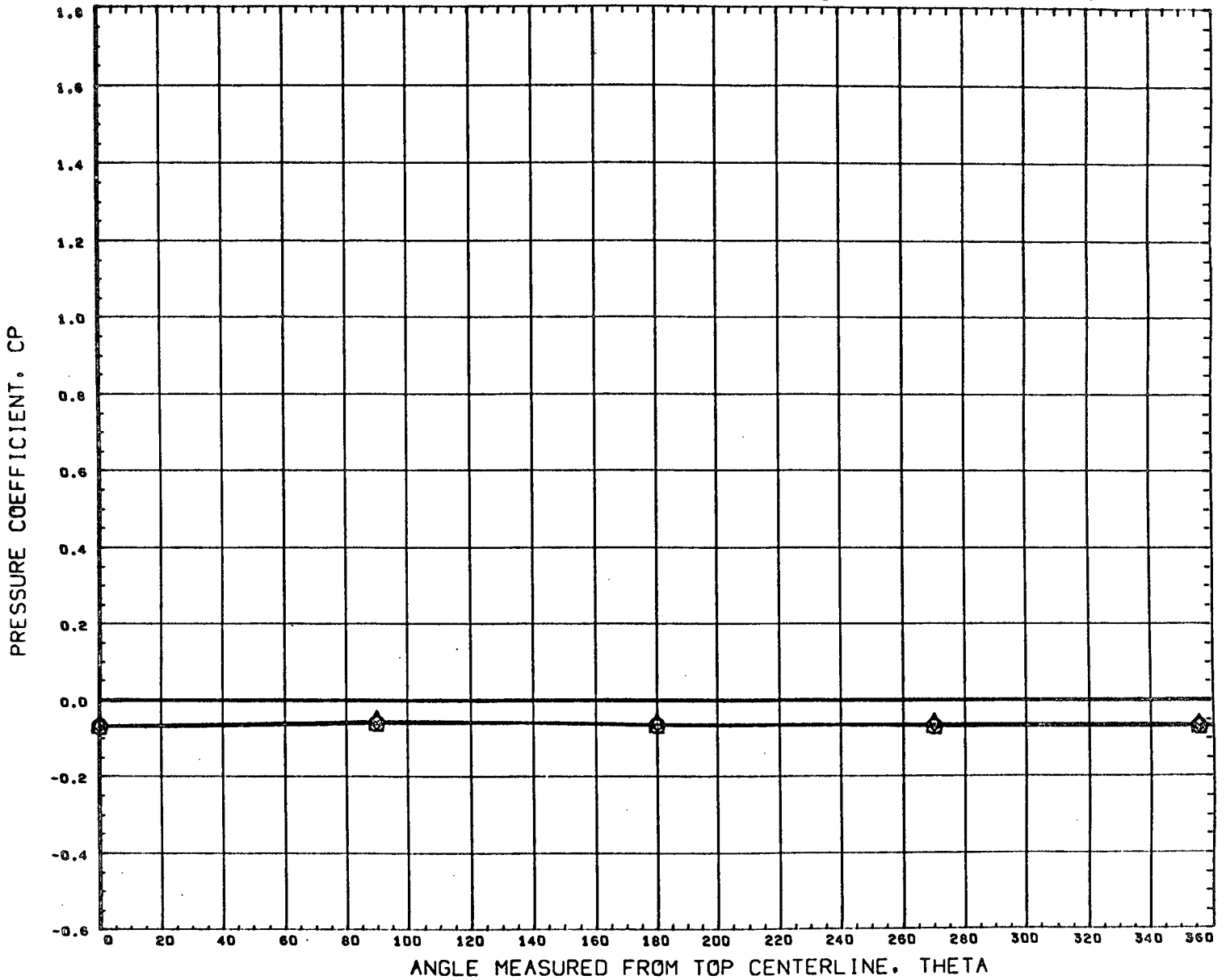
REFERENCE FILE

AEDC VA1163 MDAC BOOSTER (BASE)

•ET8332•

PAGE 627

RADIAL DISTRIBUTION OF BOOSTER BASE PRESSURES - MACH 3



SYMBOL	DELTA X	X/L	DELTA Z
○	0.040	1.000	0.105
△	0.104		
◇	0.167		

PARAMETRIC VALUES			
BETA	0.000	ALPHA B	0.003
MACH	3.000	ALPHA I	0.000
ORBPOW	0.000	BSTPOW	0.000

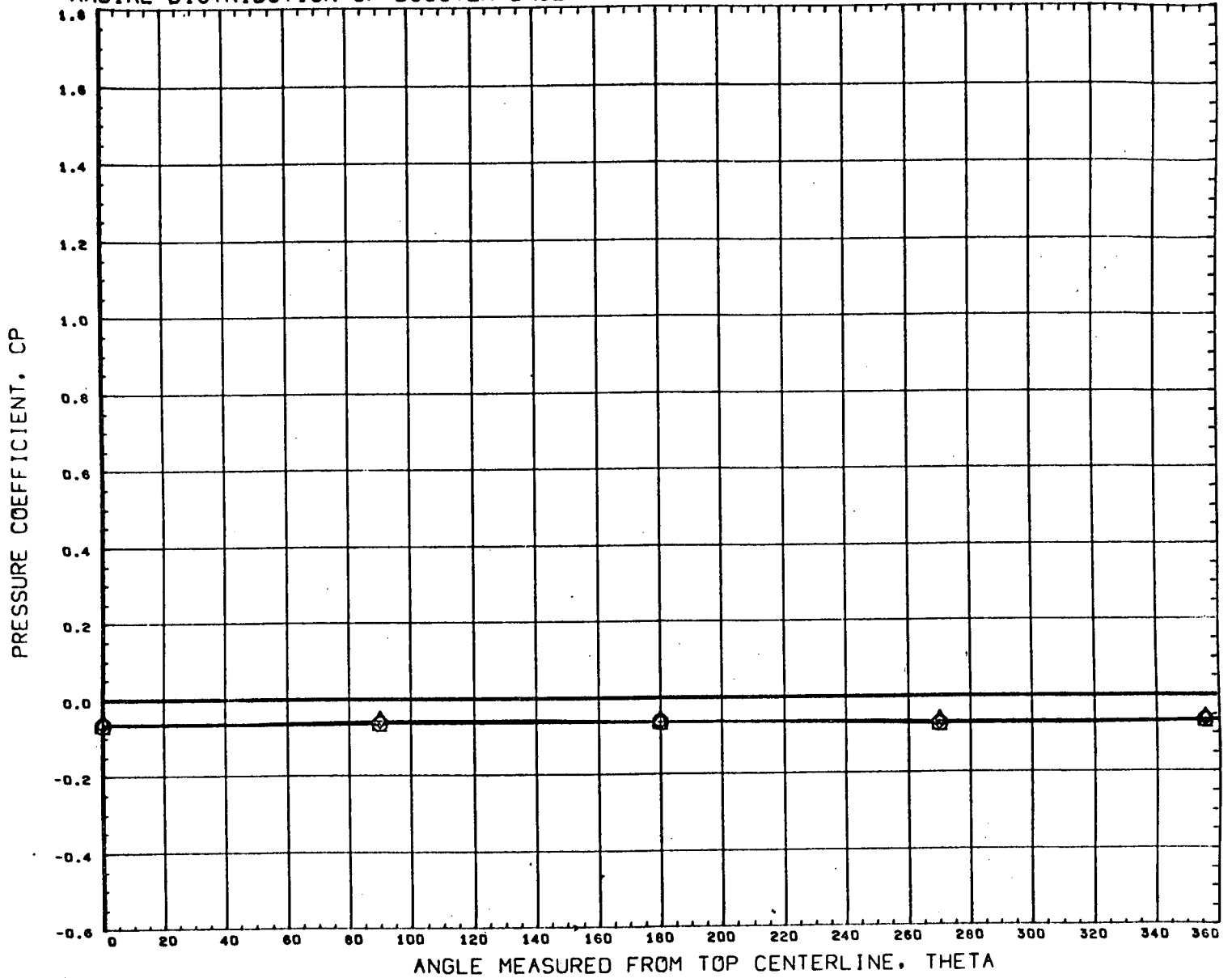
REFERENCE FILE

AEDC VA1163 MDAC BOOSTER (BASE)

•ET8333•

PAGE 628

RADIAL DISTRIBUTION OF BOOSTER BASE PRESSURES - MACH 3



SYMBOL	DELTA X	X/L	DELTA Z
○	0.038	1.000	0.105
△	0.099		
◇	0.162		

PARAMETRIC VALUES			
BETA	0.000	ALPHA B	5.040
MACH	3.000	ALPHA I	0.000
ORBPOW	0.000	BSTPOW	0.000

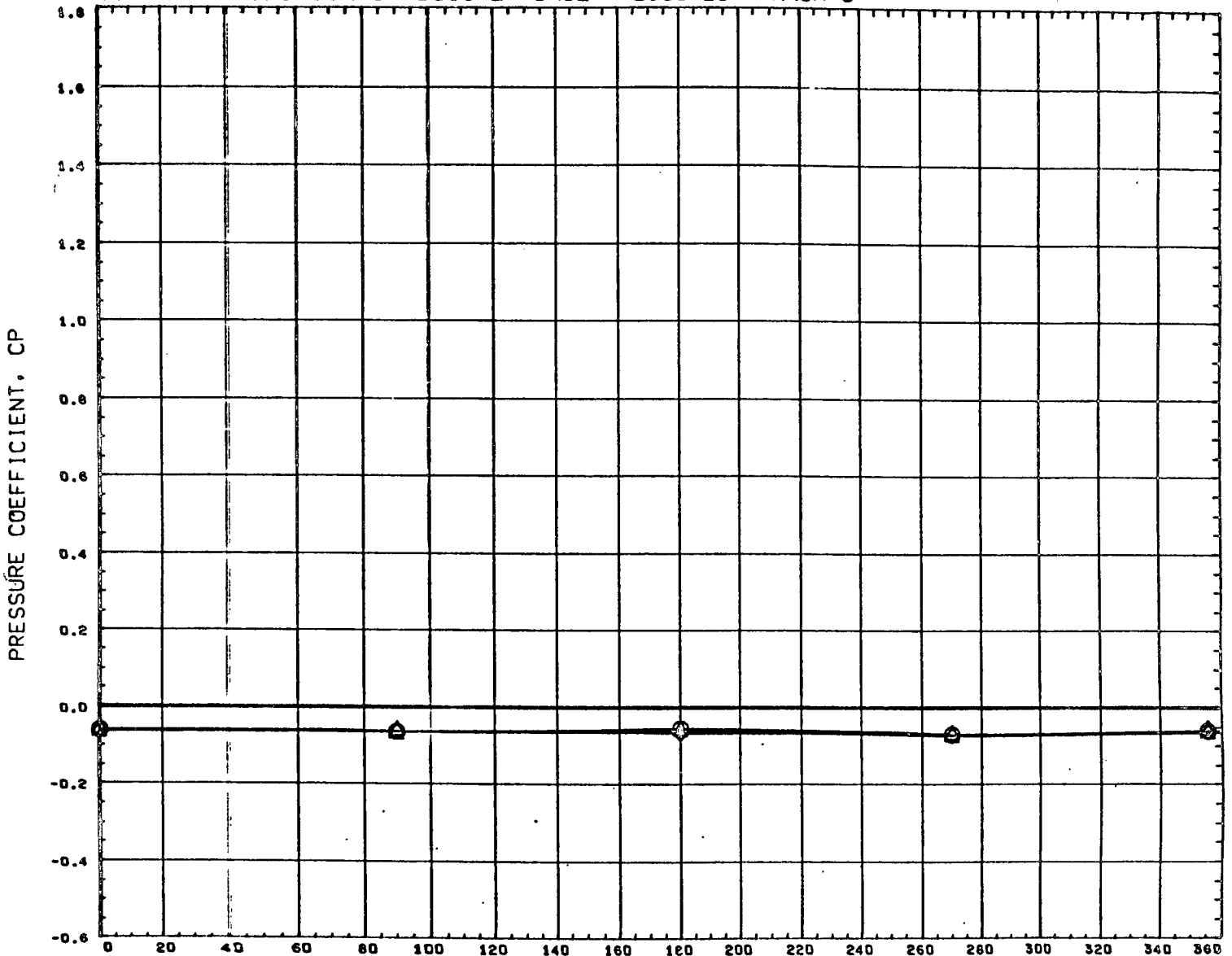
REFERENCE FILE

AEDC VA1163 MDAC BOOSTER (BASE)

•ET8334•

PAGE 629

RADIAL DISTRIBUTION OF BOOSTER BASE PRESSURES - MACH 3



ANGLE MEASURED FROM TOP CENTERLINE, THETA

SYMBOL	DELTA X	X/L	DELTA Z
○	0.042	1.000	0.105
△	0.104		
◇	0.165		

PARAMETRIC VALUES			
BETA	0.000	ALPHAB	10.000
MACH	3.000	ALPHA1	0.000
ORBPOW	0.000	BSTPOW	0.000

REFERENCE FILE