NATIONAL AERONAUTICS AND SPACE ADMINISTRATION

NASA CR-
134426



(NASA-CR-134426) WIND TUNNEL TESTS OF AN 0.015-SCALE CONFIGURATION 140A/B SPACE SHUTTLE ORBITER MODEL (67-0) IN THE NASA/LRC 8-FCCT TFT TO OBTAIN TRANSONIC AERODYNAMIC FORCE DATA (OA106) (Chrysler Corp.) 197 p G3/18

N75-14814

Unclas
06666

SPACE SHUTTLE

AEROTHERMODYNAMIC DATA REPORT

JOHNSON SPACE CENTER

HOUSTON, TEXAS

DATA MANagement services
SPACE DIVISION CHRYSLER CORPORATION

October, 1974

DMS-DR-2120
NASA CR-134,426

WIND TUNNEL TESTS OF AN 0.015-SCALE CONFIGURATION 140A/B SPACE SHUTTLE ORBITER MODEL (67-0) IN THE NASA/LRC 8-FOOT TPT TO OBTAIN TRANSONIC AERODYNAMIC FORCE DATA (OA106)

by

R. Burrows
Rockwell International Space Division

Prepared under NASA Contract Number NAS9-13247

by

Data Management Services
Chrysler Corporation Space Division
New Orleans, La. 70189

for

Engineering Analysis Division

Johnson Space Center
National Aeronautics and Space Administration
Houston, Texas

WIND TUNNEL TEST SPECIFICS:

Test Number:	LaRC 8-Foot TPT 668
NASA Series Number:	OA106
Test Date:	17 through 18 December 1973
Model Number:	67-0
Occupancy Hours:	24

FACILITY COORDINATOR:

David Stone
Langley Research Center
SSD, Vehicle Analysis Branch
Bldg. 1247-B, Room 120B
Mail Stop 163-A
Langley Station
Hampton, Virginia 23665

Phone: (703) 827-2483

PROJECT ENGINEERS:

R. Burrows
Mail Code AC07
Rockwell Int'l Space Div.
12214 Lakewood Blvd.
Downey, Calif. 90421

Phone: (213) 922-2440

Bernard Spencer, Jr.
Langley Research Center
SSD, Aerodynamics Sec.
Bldg. 1251, Room 221
Mail Stop 411
Langley Station
Hampton, Virginia 23665

Phone: (703) 827-3911

AERODYNAMICS ANALYSIS ENGINEER:

Tom Cornelius
Mail Code AC07
Rockwell International
12214 Lakewood Blvd.
Downey, Calif. 90421

Phone: (213) 922-1526

DATA MANAGEMENT SERVICES:

Prepared by: Liaison -- V. W. Sparks, D. A. Sarver
Operations -- Maurice Moser, Jr.

Reviewed by: G. G. McDonald, J. L. Glynn

Approved: _____
N. D. Kemp, Manager
Data Management Services

Concurrence: _____
J. G. Swider, Manager
Flight Technology Branch

Chrysler Corporation Space Division assumes no responsibility for the data presented other than display characteristics.

WIND TUNNEL TESTS OF AN 0.015-SCALE CONFIGURATION 140A/B SPACE SHUTTLE ORBITER MODEL (67-0) IN THE NASA/LRC 8-FOOT TPT TO OBTAIN TRANSONIC AERODYNAMIC FORCE DATA (OA106)

By R. Burrows, Rockwell International Space Division

ABSTRACT

This report contains the results of wind tunnel tests of the NASA/Rockwell 0.015-scale Configuration 4 (140A/B) Orbiter model (67-0).

These tests were conducted to obtain longitudinal stability and control data for Mach numbers from 0.35 to 1.2. Data were obtained for an alpha range of -2° to +22° at beta = 0°.

The effect of speedbrake deflection and body flap deflection was obtained through the Mach range. Boundary layer transition strips were used on the model.

TABLE OF CONTENTS

	Page
ABSTRACT	iii
INDEX OF MODEL FIGURES	2
INDEX OF DATA FIGURES	3
NOMENCLATURE	4
CONFIGURATION INVESTIGATED	7
TEST FACILITY DESCRIPTION	8
DATA REDUCTION	9
TABLES	
I. TEST CONDITIONS	10
II. DATA SET/RUN NUMBER COLLATION SUMMARY	11
III. MODEL DIMENSIONAL DATA	12
FIGURES	
MODEL	21
DATA	25
APPENDIX	
TABULATED SOURCE DATA	

PRECEDING PAGE BLANK NOT FILMED

INDEX OF MODEL FIGURES

Figure	Title	Page
1.	Axis systems.	21
2.	Model sketches.	
a.	Orbiter three view showing component nomenclature	22
b.	SSV orbiter configuration 140A/B general dimensions	23
c.	Boundary layer transition strip locations	24

INDEX OF DATA FIGURES

Title	Conditions Varying	Plotted Coefficient Schedule	Page
Effect of Mach Number Basic Aerodynamic Characteristics	MACH	(A)	1-18
Effect of Speed Brake Deflection	SPDBRK MACH	(A)	19-72
Effect of Body Flap Deflection	BDFLAP MACH	(A)	73-126
Variation of Center of Pressure Location	BDFLAP SPDBRK MACH	(B)	127-135
Design Characteristics of Configuration 01	BDFLAP SPDBRK	(C)	136-137
Speed Brake Effectiveness	MACH	(D)	138-139

PLOTTED COEFFICIENTS SCHEDULE:

(A) CN, CLM, CA, CY, CYN, CBL, CL, CD, L/D VERSUS ALPHA

(B) XCP/L VERSUS ALPHA

(C) XCP/L ALPHA = 10 and CDMIN VERSUS MACH

(D) DCLM/DSPBRK VERSUS ALPHA

NOMENCLATURE
General

SYMBOL	SADSAC SYMBOL	DEFINITION
a		speed of sound; m/sec, ft/sec
C_P	CP	pressure coefficient; $(p_1 - p_\infty)/q$
M	MACH	Mach number; V/a
p		pressure; N/m^2, psf
q	Q(PSF)	tunnel free stream dynamic pressure, psf
RN/L	RN/L	unit Reynolds number; per m, per ft
V		velocity; m/sec, ft/sec
α	ALPHA	angle of attack, degrees
β	BETA	angle of sideslip, degrees
ψ	PSI	angle of yaw, degrees
ϕ	PHI	angle of roll, degrees
ρ		mass density; kg/m^3, $slugs/ft^3$
		Reference & C.G. Definitions
A_b		base area; m^2, ft^2
b	BREF	orbiter wing span; lateral reference length
c.g.		center of gravity
ℓ_{REF}	LREF	M.A.C. longitudinal reference length, in
$\bar{c}$		
S	SREF	orbiter wing area reference area; ft^2
	MRP	moment reference point, in orbiter coordinate system
	XMRP	moment reference point on X axis
	YMRP	moment reference point on Y axis
	ZMRP	moment reference point on Z axis

SUBSCRIPTS

b	base
l	local
s	static conditions
t	total conditions
∞	free stream

NOMENCLATURE (Continued)

Body-Axis System

SYMBOL	SADSAC SYMBOL	DEFINITION
C_N	CN	normal-force coefficient; $\frac{\text{normal force}}{qS}$
C_A	CA	axial-force coefficient; $\frac{\text{axial force}}{qS}$
C_Y	CY	side-force coefficient; $\frac{\text{side force}}{qS}$
C_{A_b}	CAB	base-force coefficient; $\frac{\text{base force}}{qS}$ $-A_b(p_b - p_\infty)/qS$
C_{A_f}	CAF	forebody axial force coefficient, $C_A - C_{A_b}$
C_m	CLM	pitching-moment coefficient; $\frac{\text{pitching moment}}{qSl_{REF}}$
C_n	CYN	yawing-moment coefficient; $\frac{\text{yawing moment}}{qSb}$
C_l	CBL	rolling-moment coefficient; $\frac{\text{rolling moment}}{qSb}$

Stability-Axis System

C_L	CL	lift coefficient; $\frac{\text{lift}}{qS}$
C_D	CD	drag coefficient; $\frac{\text{drag}}{qS}$
C_{D_b}	CDB	base-drag coefficient; $\frac{\text{base drag}}{qS}$
C_{D_f}	CDF	forebody drag coefficient; $C_D - C_{D_b}$
C_Y	CY	side-force coefficient; $\frac{\text{side force}}{qS}$
C_m	CLM	pitching-moment coefficient; $\frac{\text{pitching moment}}{qSl_{REF}}$
C_n	CLN	yawing-moment coefficient; $\frac{\text{yawing moment}}{qSb}$
C_l	CSL	rolling-moment coefficient; $\frac{\text{rolling moment}}{qSb}$
L/D	L/D	lift-to-drag ratio; C_L/C_D

NOMENCLATURE (Continued)
Additions to Standard List

Symbol	SADSAC Symbol	Definition
ℓ_B		orbiter body length
X_o		orbiter longitudinal station, in
Y_o		orbiter spanwise station, in
Z_o		orbiter waterline, in
δ_a	AILRON	aileron deflection $(\delta_{e_L} - \delta_{e_R})/2$, degrees
δ_e	ELEVON	elevon deflection $(\delta_{e_L} + \delta_{e_R})/2$, degrees
δ_r	RUDDER	rudder deflection, degrees
δ_{BF}	BDFLAP	body flap deflection, degrees
δ_{SB}	SPDBRK	speedbrake deflection, degrees
$\Delta\delta_{SB}$	DSPBRK	incremental speedbrake deflection, degrees
X_{CP}/ℓ_B	XCP/L	center of pressure location based on body length, $\frac{X_{C.G.}}{\ell_B} - \frac{CLM}{CN}\frac{\ell_{ref}}{\ell_B}$
$\frac{X_{CP}}{\ell_B}_{\alpha=10}$	XCP/L ALPHA=10	center of pressure location based on body length at an angle of attack of ten (10) degrees
$C_{D_{min}}$	CDMIN	minimum drag coefficient
$\Delta C_m/\Delta\delta_{SB}$	DCLM/DSPBRK	pitching moment coefficient derivative with respect to speedbrake deflection
	CP1	orbiter cavity pressure coefficient
	CP2	orbiter centerline base pressure coefficient
	CP3	OMS base pressure coefficient
	CP4,5,6	clogged or blanked pressure taps, zero values are listed in source data.

CONFIGURATION INVESTIGATED

The model (67-0) was an 0.015-scale representation of the Space Shuttle Vehicle Orbiter Configuration 140A/B. This configuration was designated as O_1, which consisted of the following components:

B_{26}	body (fuselage)
C_9	canopy
E_{26}	elevon
F_7	bodyflap
M_7	OMS pod
N_{72}	OMS nozzle
R_5	rudder
V_8	vertical stabilizer
W_{116}	wing

Model variables consisted of speedbrake deflections of 0° and 25° and bodyflap deflections of -11.7°, 0° and 16.3°. Numbers 100 and 120 grit were used on the vehicle. Transition strip locations are shown in Figure 2c.

Model component details are in Table III.

TEST FACILITY DESCRIPTION

NASA/Langley Research Center 8-Foot Transonic Pressure Tunnel is an air-medium facility capable of attaining continuously variable Mach numbers from 0.20 to 1.30. It is a single-return, closed-circuit tunnel having controlled stagnation temperature, total pressure, and dew-point temperature. The test section is 7.1 feet square. Reynolds numbers are variable from 0.30×10^6/foot to 7.00×10^6/foot, depending on Mach number and tunnel total-pressure limitations. Models are supported in the test section by a sting-sector system, but wall-mounting is possible. Schlieren photography is available for flow and shock-wave studies.

DATA REDUCTION

Standard LaRC data reduction methods and the following constants were used to compute body and stability axis coefficients:

Symbol		Full Scale	Model Scale
S_{REF}		2690.0 ft^2	0.6053 ft^2
ℓ_{REF}		474.31 in	7.122 in
b_{REF}		936.68 in	14.050 in.
MRP	X_o	1076.7 in	16.151 in
	Y_o	0.0 in	0.0 in
	Z_o	375.0 in	5.625 in

TABLE I

TEST : LRC 8'TPT-686 (0A106) DATE : 17 DEC 73

TEST CONDITIONS

MACH NUMBER	REYNOLDS NUMBER (per unit length)	DYNAMIC PRESSURE (PSF)	STAGNATION TEMPERATURE (degrees Fahrenheit)
1 20	4.22 x 10^6/ft	881	120
0.98	4.10 x 10^6/ft	770	120
0.95	4.06 x 10^6/ft	749	120
0.90	3.98 x 10^6/ft	710	120
0.85	3.89 x 10^6/ft	669	120
0.80	3.78 x 10^6/ft	623	120
0.70	3.51 x 10^6/ft	523	120
0.60	3.17 x 10^6/ft	418	120
0.35	2.05 x 10^6/ft	167	120

BALANCE UTILIZED: LRC #840

	CAPACITY:	ACCURACY:	COEFFICIENT TOLERANCE:
NF	800 lb	± 0.5%	
SF	250 lb	± 0.5%	
AF	125 lb	± 0.5%	
PM	1600 in-lb	± 0.5%	
RM	500 in-lb	± 0.5%	
YM	500 in-lb	± 0.5%	

COMMENTS:

TABLE II.

(OA 106)

TEST: LRC 8'TPT -668 | DATA SET/RUN NUMBER COLLATION SUMMARY | DATE: 17DEC73

DATA SET IDENTIFIER	CONFIGURATION	SCHD. α	SCHD. β	PARAMETERS/VALUES δ_{SB}	δ_{BF}	δ_E	δ_R	NO. OF RUNS	MACH NUMBERS (OR ALTERNATE INDEPENDENT VARIABLE) 0.35	0.60	0.70	0.80	0.85	0.90	0.95	0.98	1.2	TEST RUN NUMBERS
RQZ 001	$\emptyset_1$	A	0	25	0	0	0	6	21	20		19		18		17	16	
RQZ 002	$\emptyset_1$	B	0	0	0	0	0	9	30	29	23	27	26	25	24	23	22	
RQZ 003	$\emptyset_1$	A	0	25	-11.7	0	0	6	36	35		34		33		32	31	
RQZ 004	$\emptyset_1$	A	0	25	+16.3	0	0	6	42	41		40		39		38	37	

1 7 13 19 25 31 37 43 49 55 61 67 75 76

* CN, CA, CLM, CBL, CYN, CY, CL, CD, L/D, MACH, ALPHA | 1.0

COEFFICENTS IDVAR (1) IDVAR (2) NDV

α OR β SCHEDULES: αA: -2, 0, 2, 4, 6, 8, 10, 12, 14, 16, 18, 20, 22 | $\emptyset_1$ = B26, C9, E26, F7, M7, N72, R5, V8, W116

αB: -2, -1, 0, 1, 2, 4, 6, 8, 10, 12, 14, 16, 18, 20, 22

*RQZ0 DATA, COEFFICIENTS FOR RQZ1 DATA ARE CP1, CP2, CP3

TABLE III. - MODEL DIMENSIONAL DATA

MODEL COMPONENT: BODY - (B_{26})

GENERAL DESCRIPTION: Orbiter Fuselage Configuration 140 A/B

NOTE: B_{26} identical to B_{24} except underside of fuselage refaired to accept W_{116}.

Model Scale = 0.015

DRAWING NUMBER: VL70-000193
VL70-000140A

DIMENSIONS:	FULL-SCALE	MODEL SCALE
Length (Body Fwd Sta X_o = 235) - in.	1293.3	19.400
Max. Width (at X_o = 1520) - in.	262.0	3.93
Max. Depth (at X_o = 1464) - in.	250.0	3.75
Fineness Ratio	0.26357	0.26357
Area - ft^2		
Max. Cross-Sectional	340.88462	0.07670
Planform		
Wetted		
Base		

TABLE III. - MODEL DIMENSIONAL DATA - Continued.

MODEL COMPONENT : Canopy (C_9)

GENERAL DESCRIPTION : Configuration 140 A/B Orbiter Fuselage

Model Scale = 0.015 Model Drawing No. SS-A00147

DRAWING NUMBER : VL70-000140A
VL70-000143A

DIMENSIONS :	FULL SCALE	MODEL SCALE
Length (X_o=434.643 to 670)	235.357	3.530
Max Width (@ X_o=513.127)	152.412	2.286
Max Depth (@ X_o=485.0)	25.000	0.375
Fineness Ratio		
Area		
Max. Cross-Sectional		
Planform		
Wetted		
Base		

TABLE III. - Continued.

MODEL COMPONENT: ELEVON - (E_{26})

GENERAL DESCRIPTION: Configuration 140 A/B Orbiter Elevon

NOTE: VL70-000200 data for (1) of (2) sides. Identical to E_{25} except airfoil thickness

Model Scale = 0.015 Model Drawings No. SS-A00148

DRAWING NUMBER: VL70-000200, VL70-000140 B

DIMENSIONS:	FULL-SCALE	MODEL SCALE
Area	223 5814	0.0503
Span (equivalent)	368.34	5.525
Inb'd equivalent chord	119.623	1.794
Outb'd equivalent chord	55.1922	0.828
Ratio movable surface chord/ total surface chord		
At Inb'd equiv. chord	0.2096	0.2096
At Outb'd equiv. chord	0.4004	0.4004
Sweep Back Angles, degrees		
Leading Edge	0.00	0.00
Tailing Edge	-10.056	-10.056
Hingeline	0.00	0.00
Area Moment (Normal to hinge line)	851.1502	0.00287

TABLE III. - Continued.

MODEL COMPONENT: Body Flap (F_7)

GENERAL DESCRIPTION: Configuration 140 A/B Orbiter Body Flap

NOTE: Body flap has variable centerline deflection of +13.75° and -14.25° from null position. Hinge line located at X_o =1528.3, Z_o = 284.3 Model Drawing No. SS-A00147

Model Scale = 0.015

DRAWING NUMBER VL70-000140A, VL70-000145

DIMENSION:	FULL SCALE	MODEL SCALE
Length (X_o=1520 to X_o=1613) - IN.	93.000	1.395
Max Width - IN.	262.000	3.930
Max Depth (X_o = 1520) - IN.	23.000	0.345
Fineness Ratio		
Area - Ft^2		
Max Cross-Sectional		
Planform	150.5250	0.0339
Wetted		
Base	41.84722	0.00941

TABLE III. - Continued.

MODEL DIMENSIONAL DATA

MODEL COMPONENT : OMS Pod (M_7)

GENERAL DESCRIPTION : Configuration 140 A/B Orbiter OMS-Pod

Model Scale = 0.015 Model Drawing No. SS-A00147

DRAWING NUMBER : VL70-000140A
VL70-000145

DIMENSIONS :	FULL SCALE	MODEL SCALE
Length (OMS Fwd Sta X_o=1233.0) -IN.	327.000	4.905
Max Width (@ X_o=1450.0) - IN.	94.5	1.418
Max Depth (@ X_o=1493.0) - IN.	109.000	1.635
Fineness Ratio		
Area		
Max. Cross-Sectional		
Planform		
Wetted		
Base		

TABLE III. - Continued.

MODEL COMPONENT: NOZZLES - (N72)

GENERAL DESCRIPTION: Configuration 140 A/B Orbiter OMS Nozzle

The Pitch Null was mounted at 30° instead of 15°49' as shown on the lines control drawing.

MODEL SCALE = 0.015 Model Drawing No. SS-A00147

DRAWING NO. VL70-000140A

DIMENSIONS	FULL SCALE	MODEL SCALE
Mach No.		
Length ~ in.		
Gimbal Point to Exit Plane		
Throat to Exit Plane		
Diameter ~ in.		
Exit		
Throat		
Inlet		
Area ~ ft^2.		
Exit		
Throat		
Gimbal Point (station) ~ in.		
X	1510.0	22.77
Y	± 88.0	1.32
Z	492.0	7.38
Null Position ~ deg.		
Pitch	30°	-30
Yaw	12° 17'	12° 17'

TABLE III. - Continued.

MODEL COMPONENT: RUDDER - R5

GENERAL DESCRIPTION: Configuration 140 A/B Orbiter Rudder

Model Scale = 0.015 Model Drawing No. SS-A00148

DRAWING NUMBER: VL70-000095, VL70-000146A

DIMENSIONS:	FULL-SCALE	MODEL SCALE
Area - FT^2	106.38	0.0239
Span (equivalent) - IN.	201.0	3.015
Inb'd equivalent chord	91.585	1.374
Outb'd equivalent chord	50.833	0.762
Ratio movable surface chord/ total surface chord		
At Inb'd equiv. chord	0.400	0.400
At Outb'd equiv. chord	0.400	0.400
Sweep Back Angles, degrees		
Leading Edge	34.83	34.83
Tailing Edge	26.25	26.25
Hingeline	34.83	34.83
Area Moment (Normal to hinge line)- FT^3 (Product of Area and Mean Chord)	526.13	0.00178

TABLE III. - Continued.

MODEL COMPONENT: VERTICAL - V 8

GENERAL DESCRIPTION: Configuration 140 A/B Orbiter Vertical Tail

NOTE: Similar to V5 with radius on TE upper corner and LE lower corner where vertical meets fuselage.

Model Scale = 0.015 Model Drawing No. SS-A00148

DRAWING NUMBER: VL70-000140A
VL70-000146A

DIMENSIONS:	FULL-SCALE	MODEL SCALE
TOTAL DATA		
Area (Theo) Ft^2	413.253	0.09298
Planform		
Span (Theo) In	315.720	4.73580
Aspect Ratio	1.675	1.675
Rate of Taper	0.507	0.507
Taper Ratio	0.40399	0.40399
Sweep Back Angles, degrees		
Leading Edge	45.00	45.00
Trailing Edge	25.947	25.947
0.25 Element Line	41.130	41.130
Chords:		
Root (Theo) WP	268.500	4.02750
Tip (Theo) WP	108.470	1.62705
MAC	199.80756	2.99711
Fus. Sta. of .25 MAC	1463.50	21.95250
W. P. of .25 MAC	635.522	9.53283
B. L. of .25 MAC	0.00	0.00
Airfoil Section		
Leading Wedge Angle Deg	10.00	10.00
Trailing Wedge Angle Deg	14.920	14.920
Leading Edge Radius	2.00	0.0300
Void Area	13.17	0.00296
Blanketed Area	0.00	0.00

TABLE III. - Concluded.

MODEL COMPONENT: WING-(W_{116})

GENERAL DESCRIPTION: Configuration 140 A/B Orbiter Wing

NOTE: Identical to W_{114} except airfoil thickness. Dihedral angle is along trailing edge of wing.

Model Scale = 0.015 — Model Drawing No. SS-A00148

TEST NO. — DWG. NO. VL70-000140B VL70-000200

DIMENSIONS:	FULL-SCALE	MODEL SCALE
TOTAL DATA		
Area (Theo.) Ft^2		
Planform	2690.00	0.6053
Span (Theo In.	936.6816	14.050
Aspect Ratio	2.265	2.265
Rate of Taper	1.177	1.177
Taper Ratio	0.200	0.200
Dihedral Angle, degrees(at X_o=1506.623,Y_o=	3.500	3.500
Incidence Angle, degrees 105, Z_o= 282.75)	0.500	0.500
Aerodynamic Twist, degrees	+3.000	+3.000
Sweep Back Angles, degrees		
Leading Edge	45.00	45.00
Trailing Edge	-10.056	-10.056
0.25 Element Line	35.209	35.209
Chords:		
Root (Theo) B.P.0.0.	689.2429	10.339
Tip, (Theo) B.P.	137.8486	2.068
MAC	474.8117	7.222
Fus. Sta. of .25 MAC	1126.721	17.051
W.P. of .25 MAC	291.00	4.365
B.L. of .25 MAC	187.33491	2.810
EXPOSED DATA		
Area (Theo) Ft^2	1812.2205	0.408
Span, (Theo) In. BP108	736.6816	11.050
Aspect Ratio	2.058	2.058
Taper Ratio	0.2451	0.2451
Chords		
Root BP108	570.6230	8.559
Tip 1.00 $\frac{b}{2}$	137.8512	2.06
MAC	354.2376	5.314
Fus. Sta. of .25 MAC	1164.237	17.464
W.P. of .25 MAC	292.00	4.380
B.L. of .25 MAC	239.67786	3.595
Airfoil Section (Rockwell Mod NASA) XXXX-64		
Root $\frac{b}{2}$ = 0.425	0.113	0.113
Tip $\frac{b}{2}$ = 1.00	0.12	0.12
Data for (1) of (2) Sides		
Leading Edge Cuff Planform Area Ft^2	79.13380	0.0766
Leading Edge Intersects Fus M. L. @ Sta	505.0	7.575
Leading Edge Intersects Wing @ Sta	1084.5	15.053

REPRODUCIBILITY OF THE ORIGINAL PAGE IS POOR,

Notes:

1. Positive directions of force coefficients, moment coe..icients, and angles are indicated by arrows
2. For clarity, origins of wind and stability axes have been displaced from the center of gravity

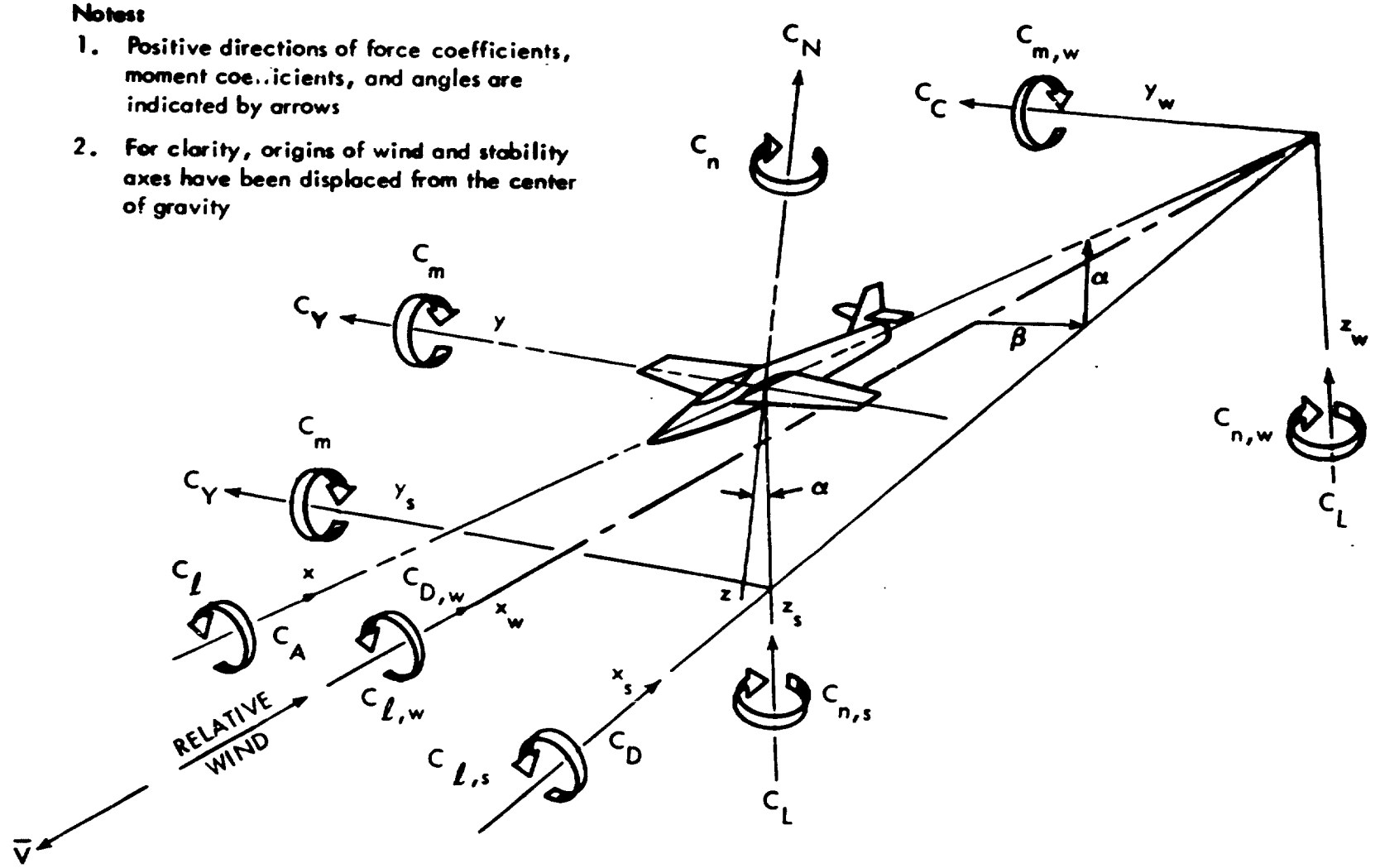

Figure 1. Axis Systems

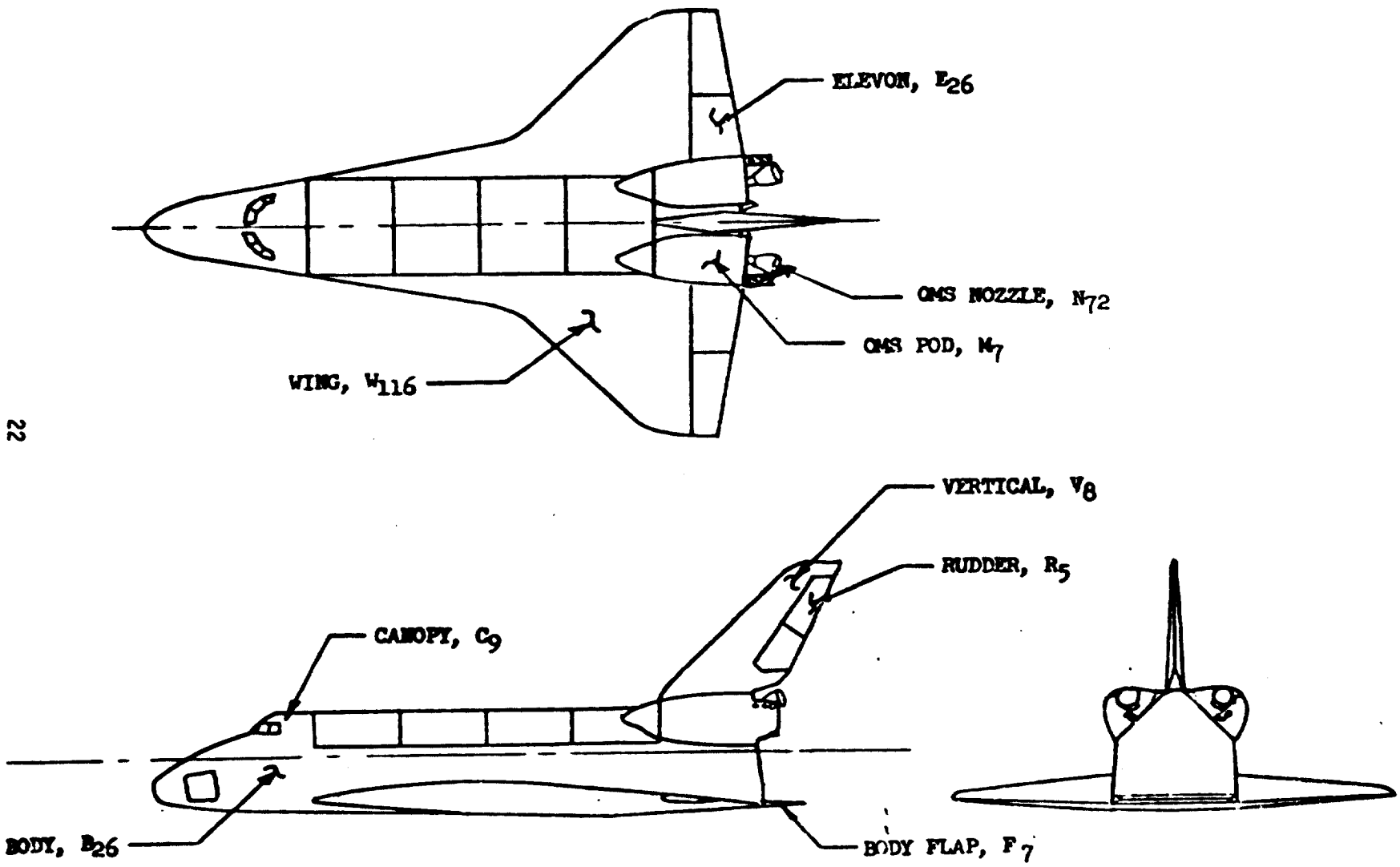

a. Orbiter Three View Showing Component Nomenclature

Figure 2. - Model Sketches.

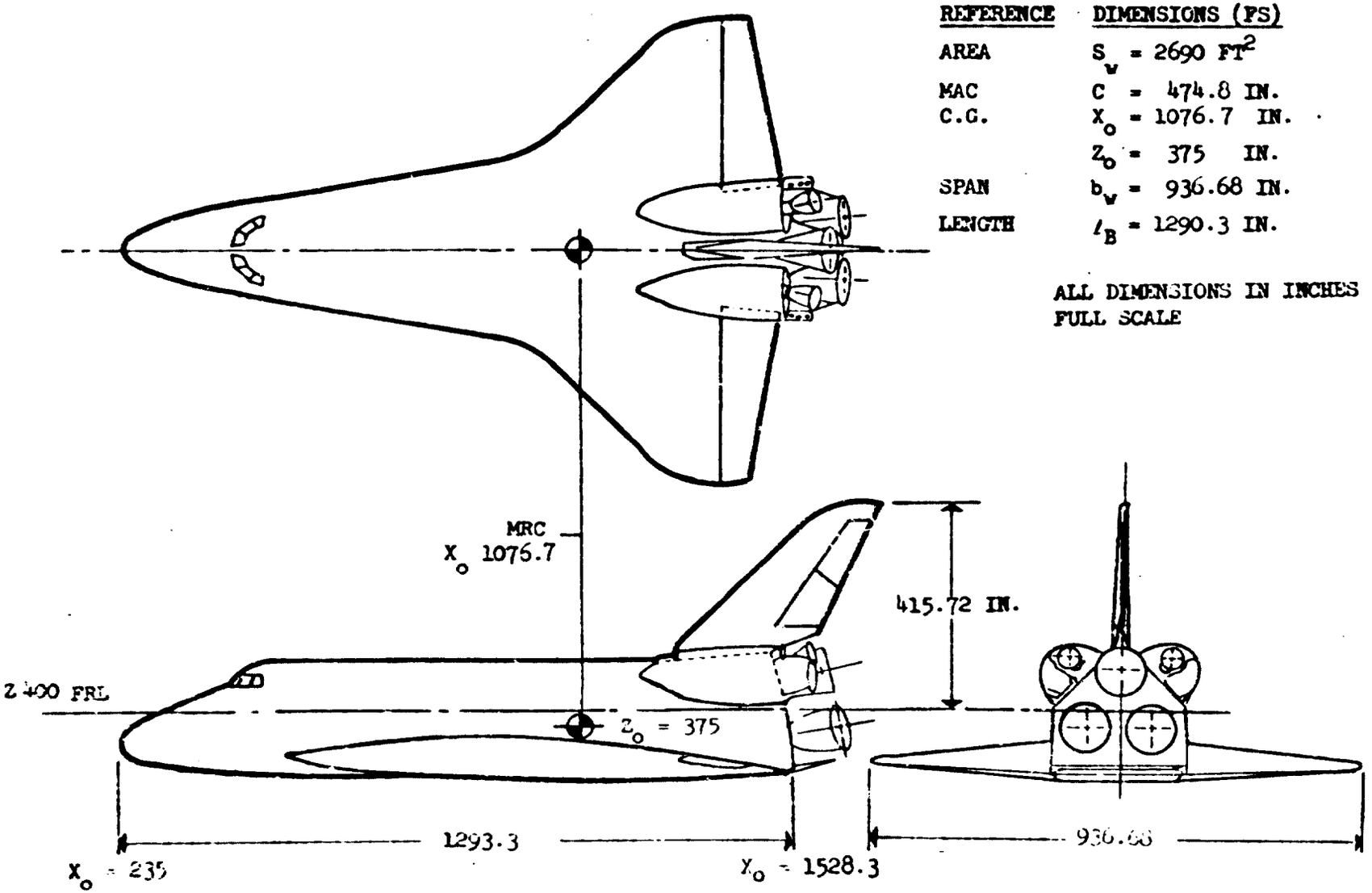

b. SSV Orbiter Configuration 140 A/B General Dimensions

Figure 2. - Continued.

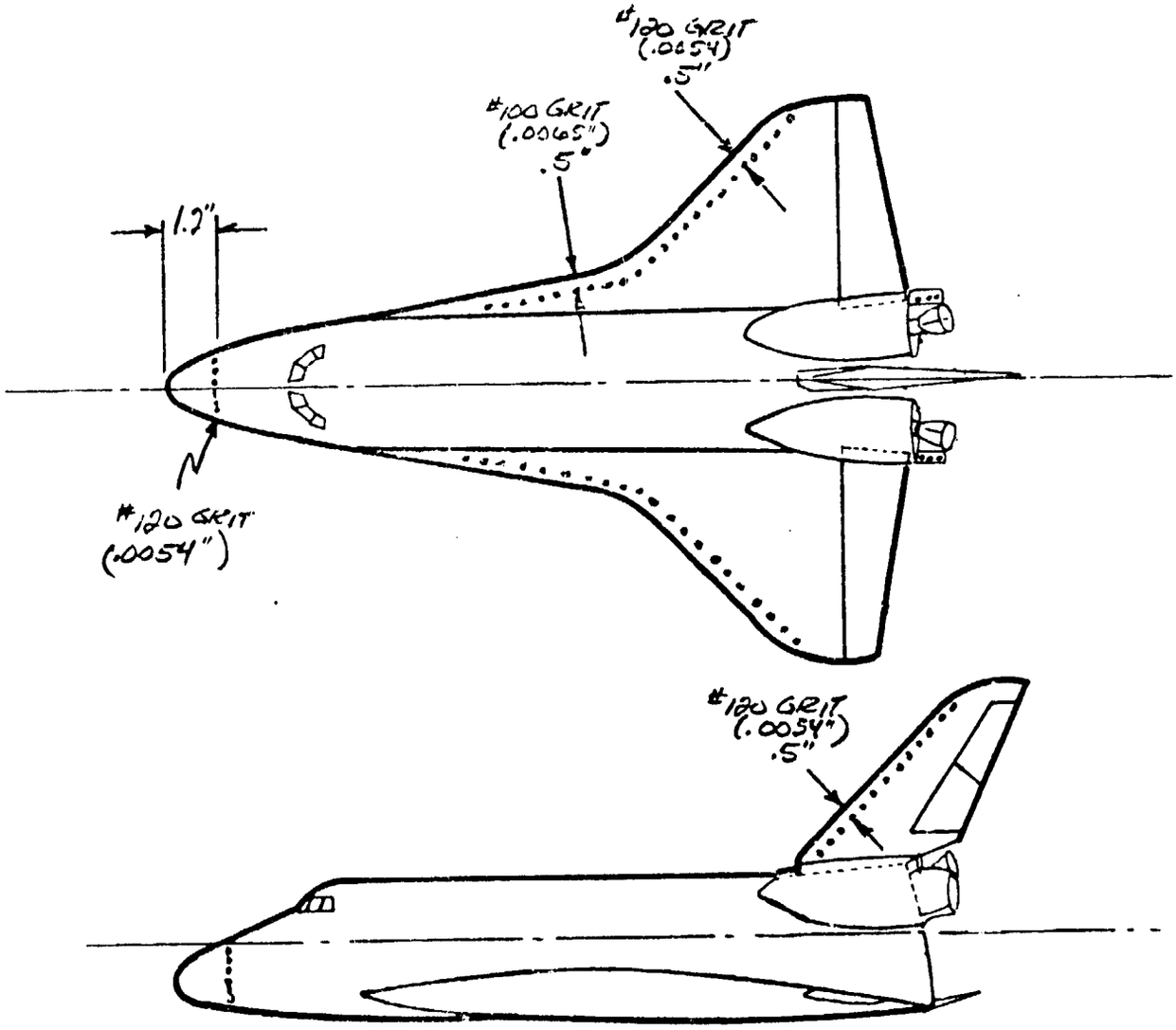

c. Boundary layer transition strip locations

Figure 2. - Concluded.

DATA FIGURES

LRC 8 TPT 668 0A106 B26C9E26F7M7N28R5V8W116 (RQZ002)

SYMBOL	MACH
○	.350
□	.599
◇	.699
△	.800
▽	.851

PARAMETRIC VALUES

BETA	.000	SPOBRK	.000
BOFLAP	.000	ELEVON	.000
RUDDER	.000	AILRON	.000

REFERENCE INFORMATION

SREF	2690.0000	SQ.FT.
LREF	474.8100	IN.
BREF	936.6800	INCHES
XMRP	1076.7000	INCHES
YMRP	.0000	INCHES
ZMRP	375.0000	INCHES
SCALE	.0150	SCALE

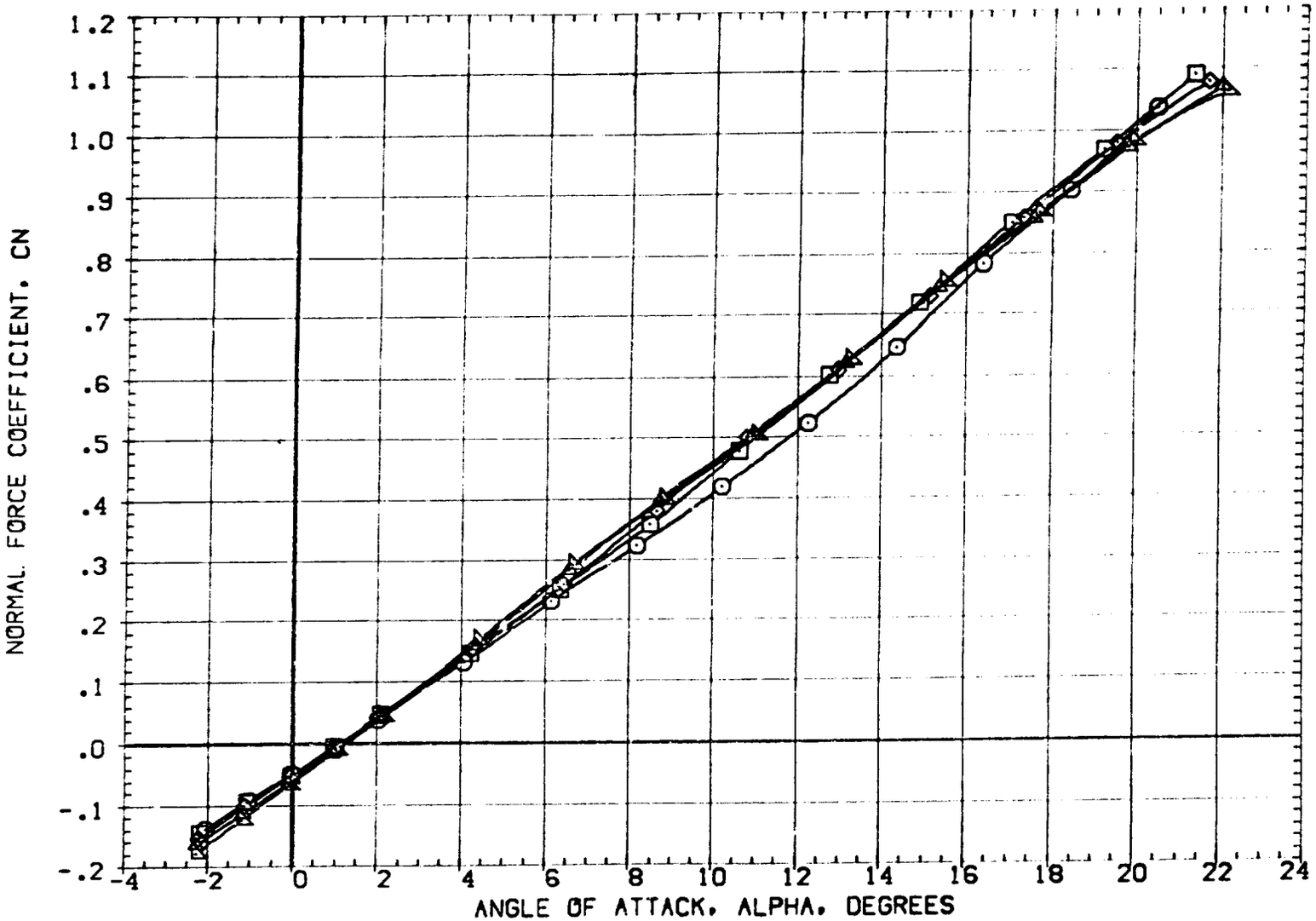

EFFECT OF MACH NUMBER ON BASIC AERODYNAMIC CHARACTERISTICS

LRC 8 TPT 668 0A106 B26C[illegible]E26F7M7N28R5V8W116 (RQZ002)

SYMBOL	MACH		PARAMETRIC VALUES		
○	.900	BETA	.000	SPDBRK	.000
□	.950	BDFLAP	.000	ELEVON	.000
◇	.980	RUDDER	.000	AILRON	.000
△	1.200				

REFERENCE INFORMATION

SREF	2690.0000	SQ.FT.
LREF	474.8100	IN.
BREF	936.6800	INCHES
XMRP	1076.7000	INCHES
YMRP	.0000	INCHES
ZMRP	375.0000	INCHES
SCALE	.0150	SCALE

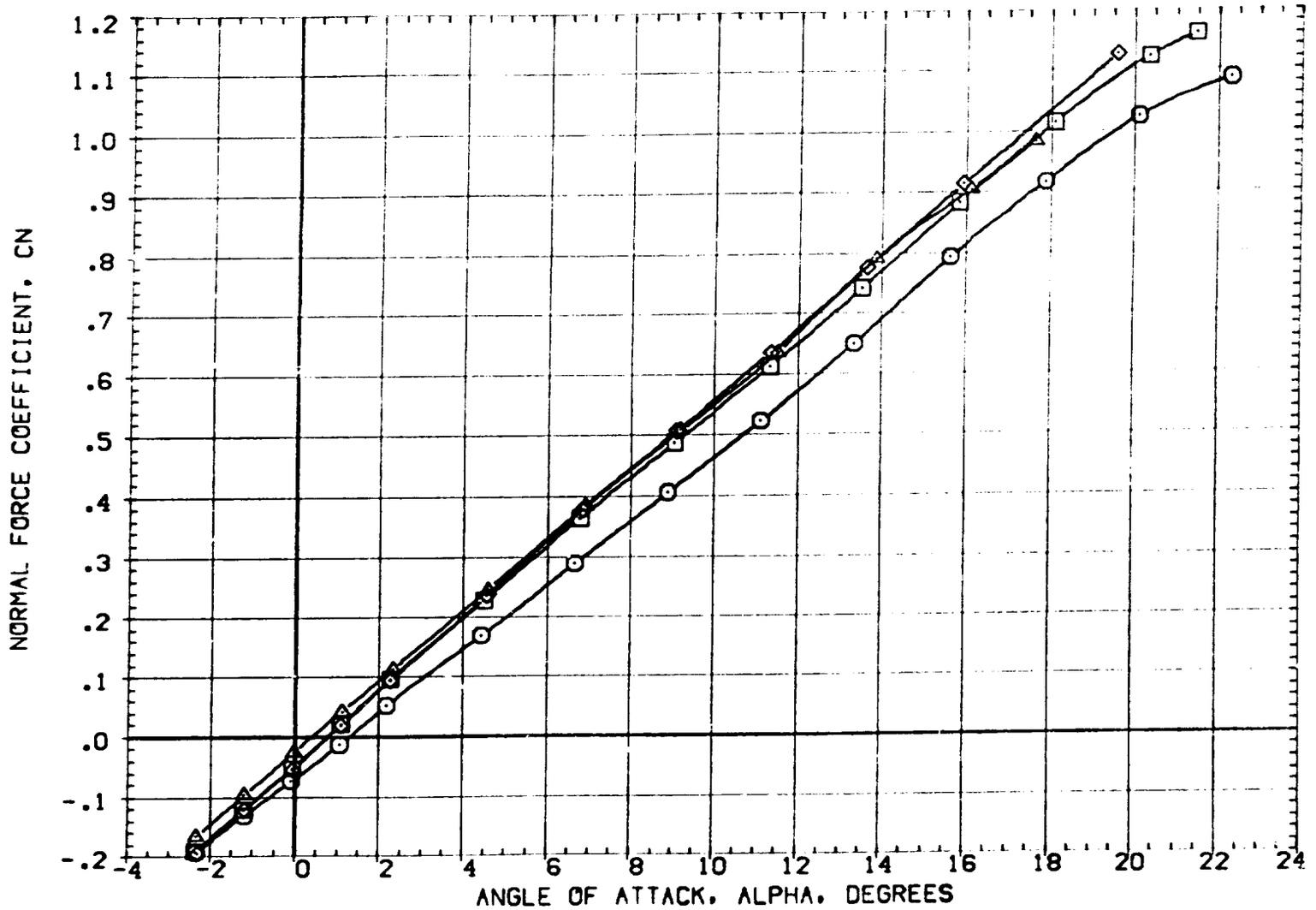

EFFECT OF MACH NUMBER ON BASIC AERODYNAMIC CHARACTERISTICS

LRC 8 TPT 668 0A106 B26C9E26F7M7N28R5V8W116 (RQZ002)

SYMBOL	MACH
○	.350
□	.599
◇	.699
△	.800
▷	.851

PARAMETRIC VALUES

BETA	.000	SPOBRK	.000
BOFLAP	.000	ELEVON	.000
RUDDER	.000	AILRON	.000

REFERENCE INFORMATION

SREF	2690.0000	SQ.FT.
LREF	474.8100	IN.
BREF	936.6800	INCHES
XMRP	1076.7000	INCHES
YMRP	.0000	INCHES
ZMRP	375.0000	INCHES
SCALE	.0150	SCALE

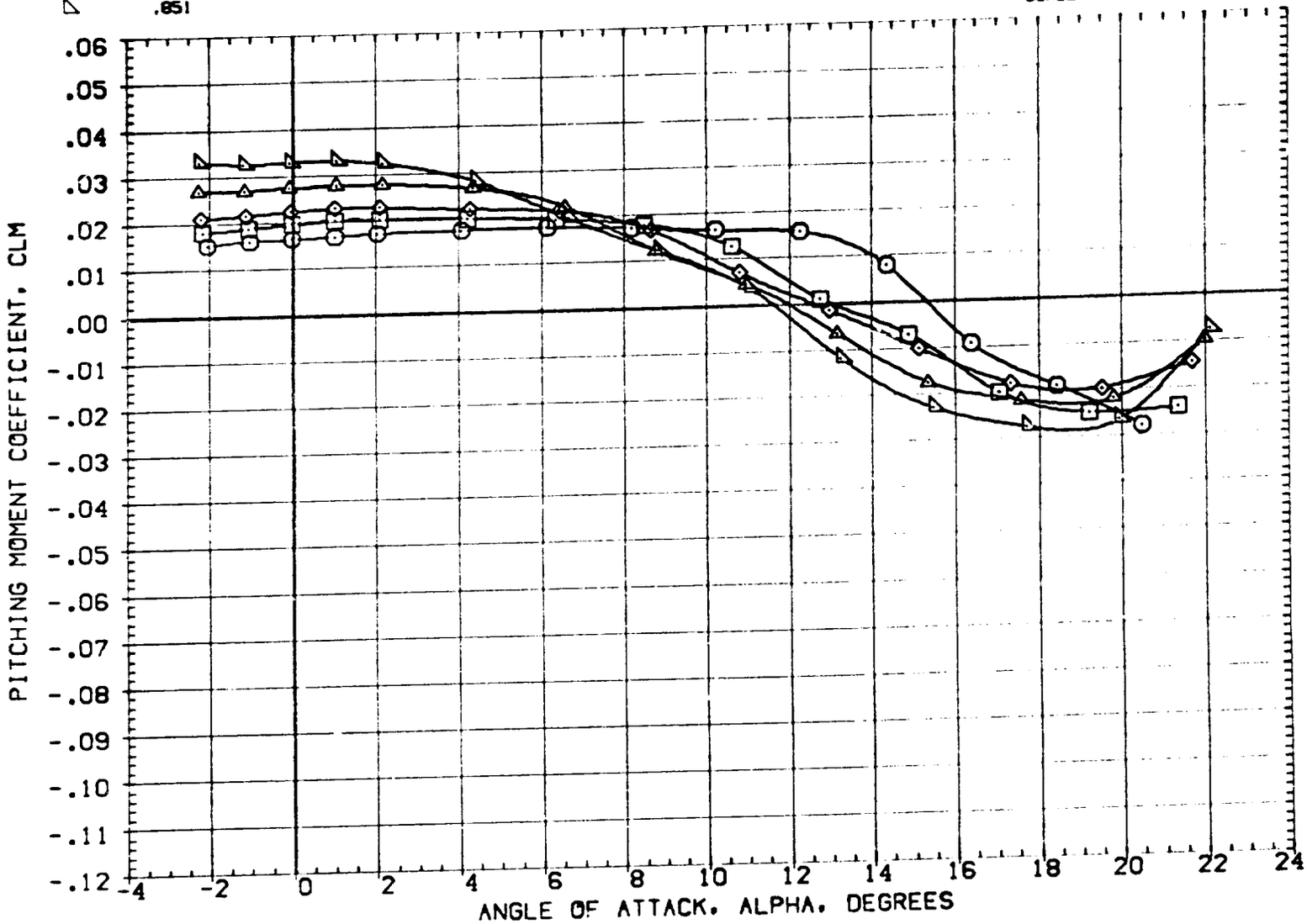

EFFECT OF MACH NUMBER ON BASIC AERODYNAMIC CHARACTERISTICS

LRC 8 TPT 668 0A106 B26C9E26F7M7N28R5V8W116 (RQZ002)

SYMBOL	MACH	PARAMETRIC VALUES			
○	.900	BETA	.000	SPDBRK	.000
□	.950	BDFLAP	.000	ELEVON	.000
◇	.980	RUDDER	.000	AILRON	.000
△	1.200				

REFERENCE INFORMATION

SREF	2690.0000	SQ.FT.
LREF	474.8100	IN.
BREF	936.6800	INCHES
XMRP	1076.7000	INCHES
YMRP	.0000	INCHES
ZMRP	375.0000	INCHES
SCALE	.0150	SCALE

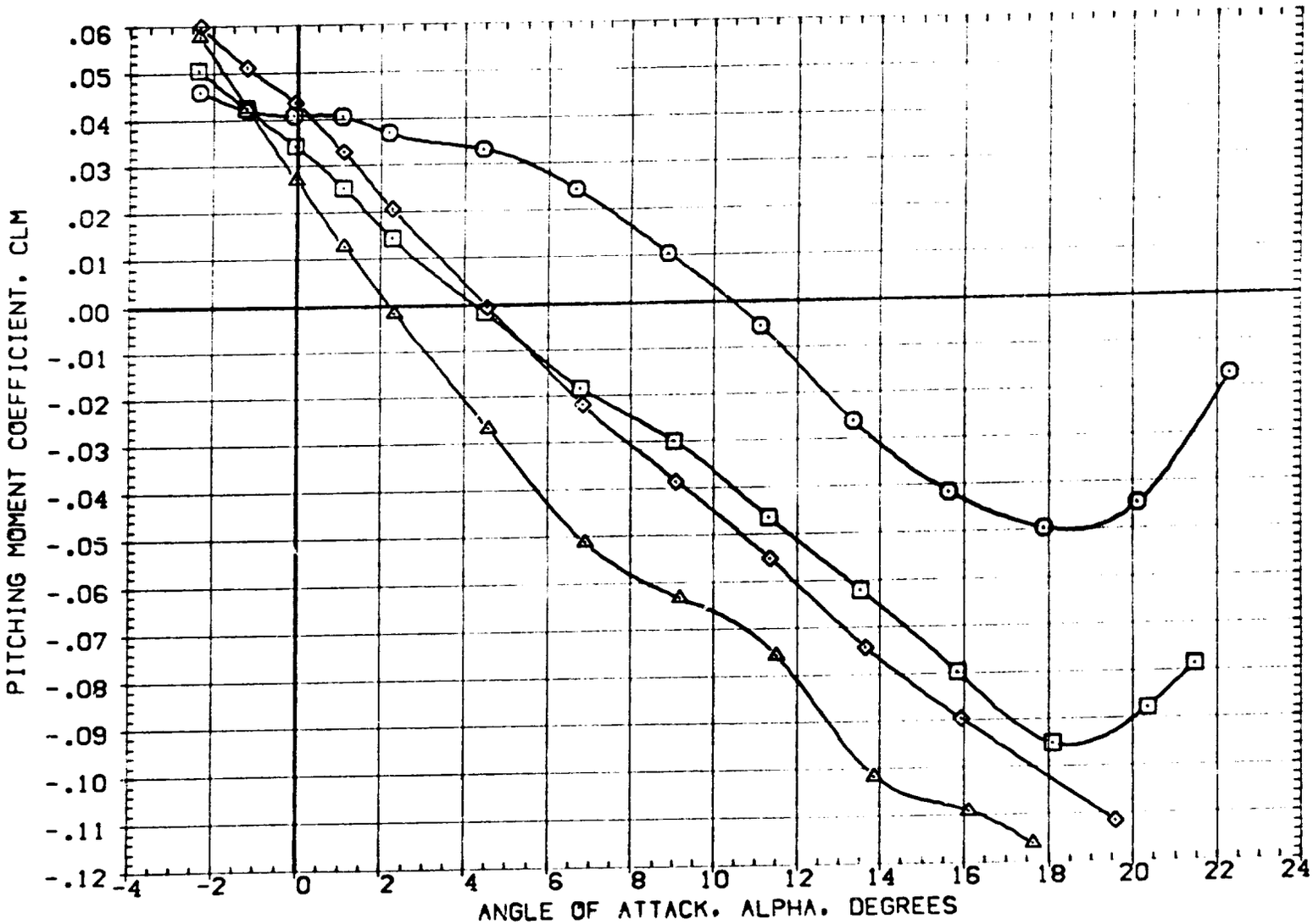

EFFECT OF MACH NUMBER ON BASIC AERODYNAMIC CHARACTERISTICS

LRC 8 TPT 668 0A106 B26C9E26F7M7N28R5V8W116 (RQZ002)

SYMBOL	MACH	PARAMETRIC VALUES			
○	.350	BETA	.000	SPDBRK	.000
□	.599	BDFLAP	.000	ELEVON	.000
◇	.699	RUDDER	.000	AILRON	.000
△	.800				
▷	.851				

REFERENCE INFORMATION

SREF	2690.0000	SQ.FT.
LREF	474.8100	IN.
BREF	936.6800	INCHES
XMRP	1076.7000	INCHES
YMRP	.0000	INCHES
ZMRP	375.0000	INCHES
SCALE	.0150	SCALE

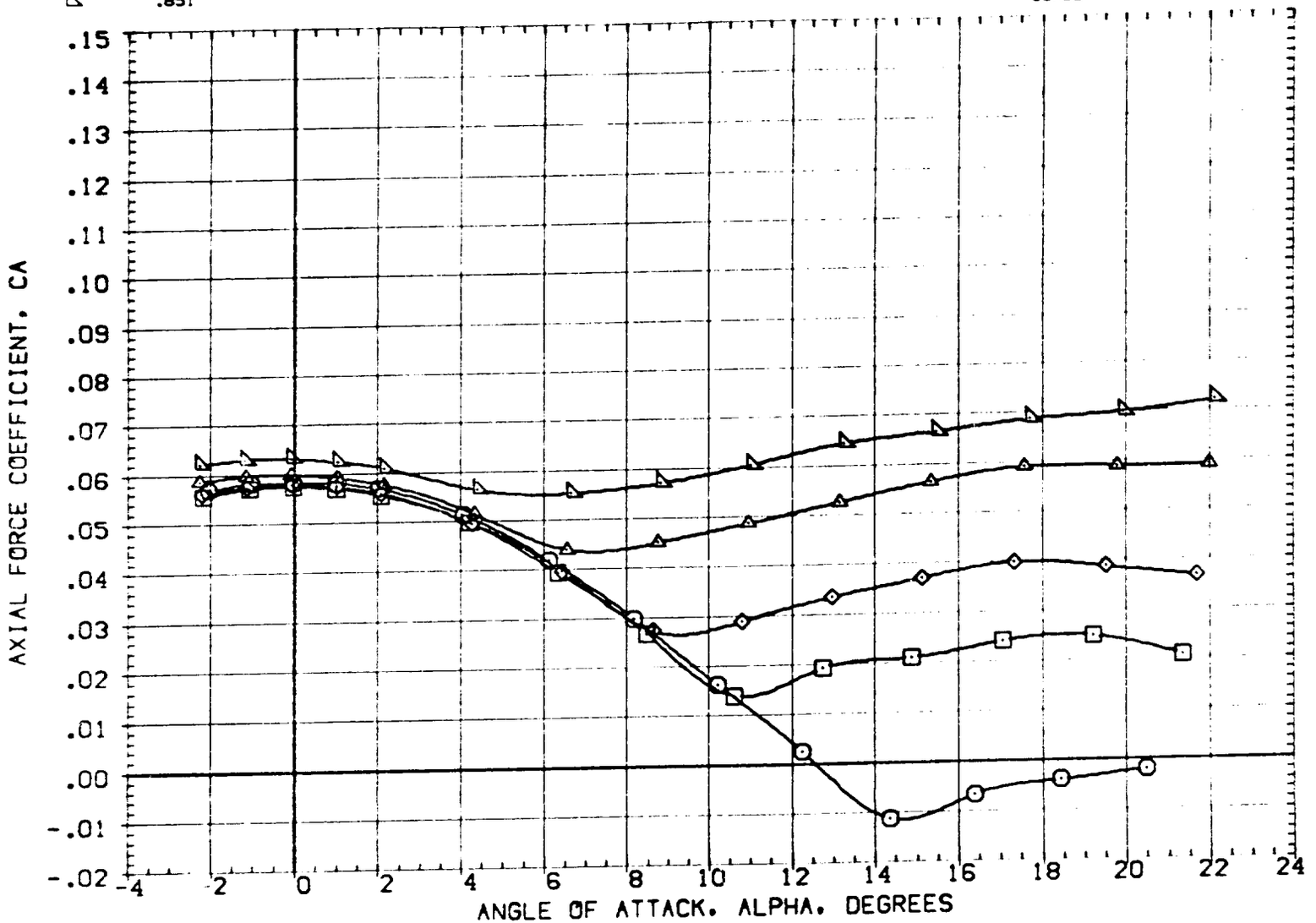

EFFECT OF MACH NUMBER ON BASIC AERODYNAMIC CHARACTERISTICS

LRC 8 TPT 668 0A106 B26C9E26F7M7N28R5V8W116 (R0Z002)

SYMBOL	MACH		PARAMETRIC VALUES		
○	.900	BETA	.000	SPOBRK	.000
□	.950	BOFLAP	.000	ELEVON	.000
◇	.980	RUDDER	.000	AILRON	.000
△	1.200				

REFERENCE INFORMATION

SREF	2690.0000	SQ.FT.
LREF	474.8100	IN.
BREF	936.6800	INCHES
XMRP	1076.7000	INCHES
YMRP	.0000	INCHES
ZMRP	375.0000	INCHES
SCALE	.0150	SCALE

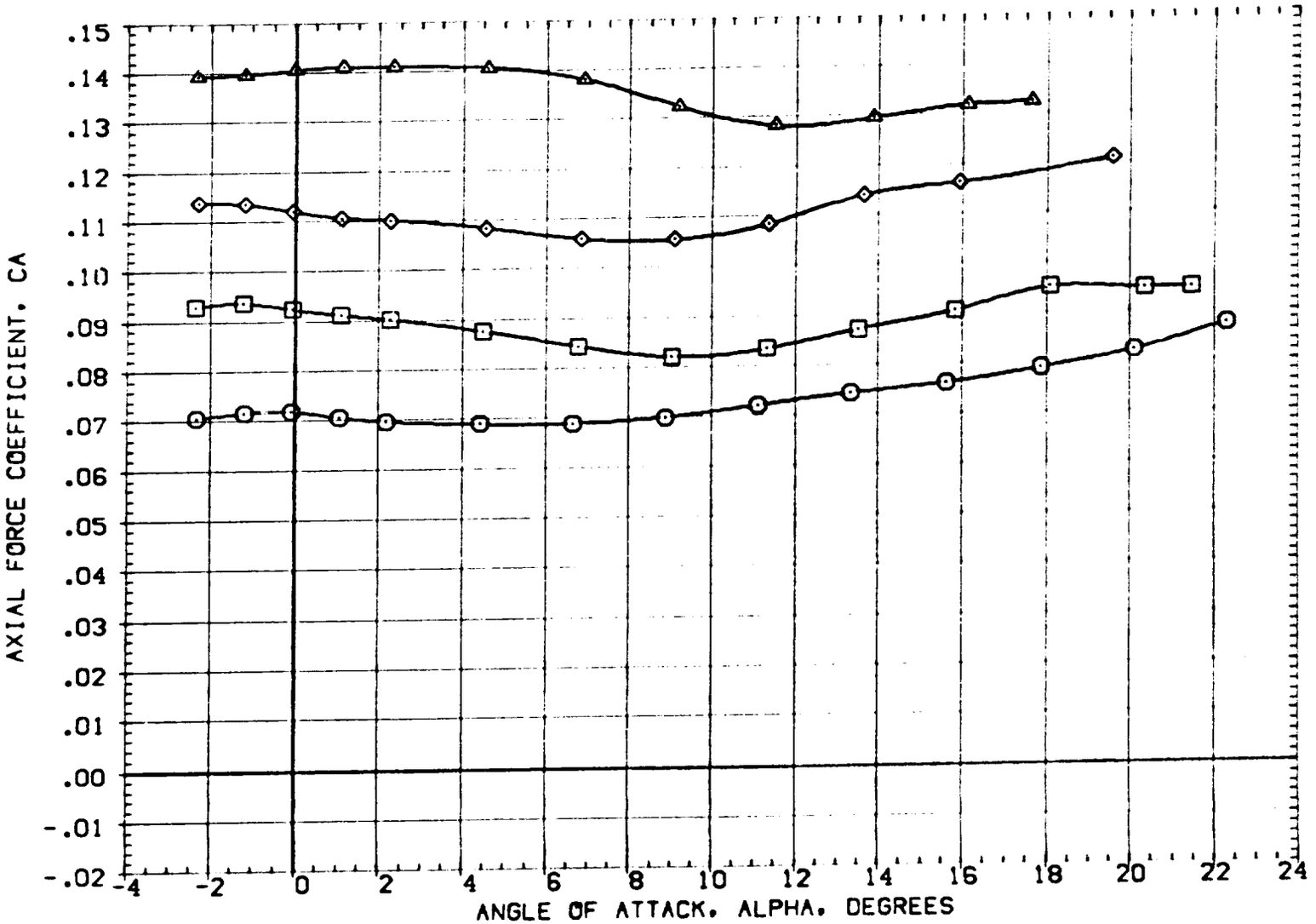

EFFECT OF MACH NUMBER ON BASIC AERODYNAMIC CHARACTERISTICS

LRC 8 TPT 668 0A106 B26C9E26F7M7N28R5V8W116 (RQZ002)

SYMBOL	MACH
○	.350
□	.599
◇	.699
△	.800
▷	.851

PARAMETRIC VALUES

BETA	.000	SPOBRK	.000
DOFLAP	.000	ELEVON	.000
RUDDER	.000	AILRON	.000

REFERENCE INFORMATION

SREF	2690.0000	SQ.FT.
LREF	474.8100	IN.
BREF	936.6900	INCHES
XMRP	1076.7000	INCHES
YMRP	.0000	INCHES
ZMRP	375.0000	INCHES
SCALE	.0150	SCALE

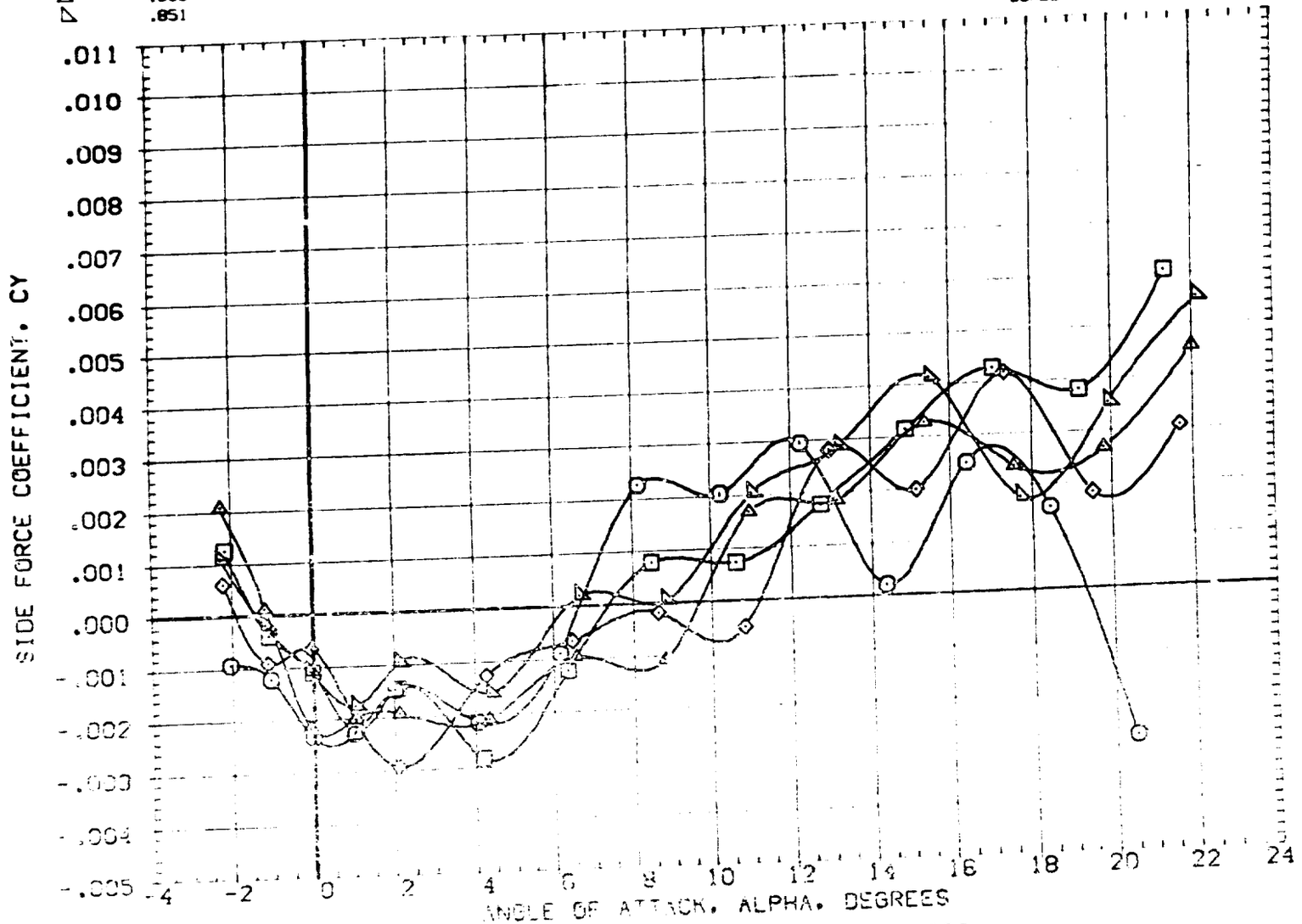

EFFECT OF MACH NUMBER ON BASIC AERODYNAMIC CHARACTERISTICS

LRC 8 TPT 668 0A106 B26C9E26F7M7N28R5V8W116 (RQZ002)

SYMBOL	MACH
○	.900
□	.950
◇	.980
△	1.200

PARAMETRIC VALUES

BETA	.000	SPDBRK	.000
BOFLAP	.000	ELEVON	.000
RUDDER	.000	AILRON	.000

REFERENCE INFORMATION

SREF	2690.0000	SQ.FT.
LREF	474.8100	IN.
BREF	936.6800	INCHES
XMRP	1076.7000	INCHES
YMRP	.0000	INCHES
ZMRP	375.0000	INCHES
SCALE	.0150	SCALE

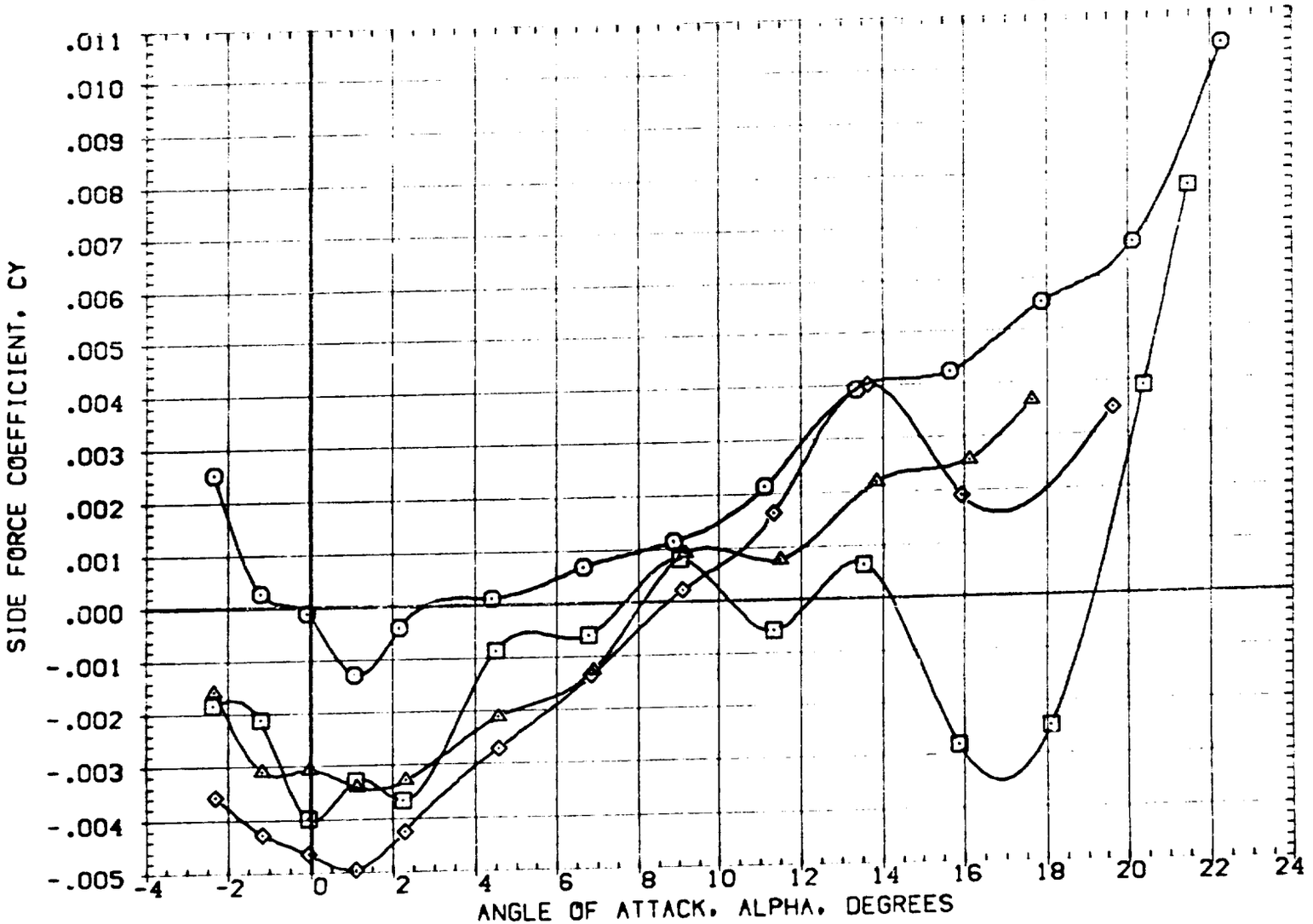

EFFECT OF MACH NUMBER ON BASIC AERODYNAMIC CHARACTERISTICS

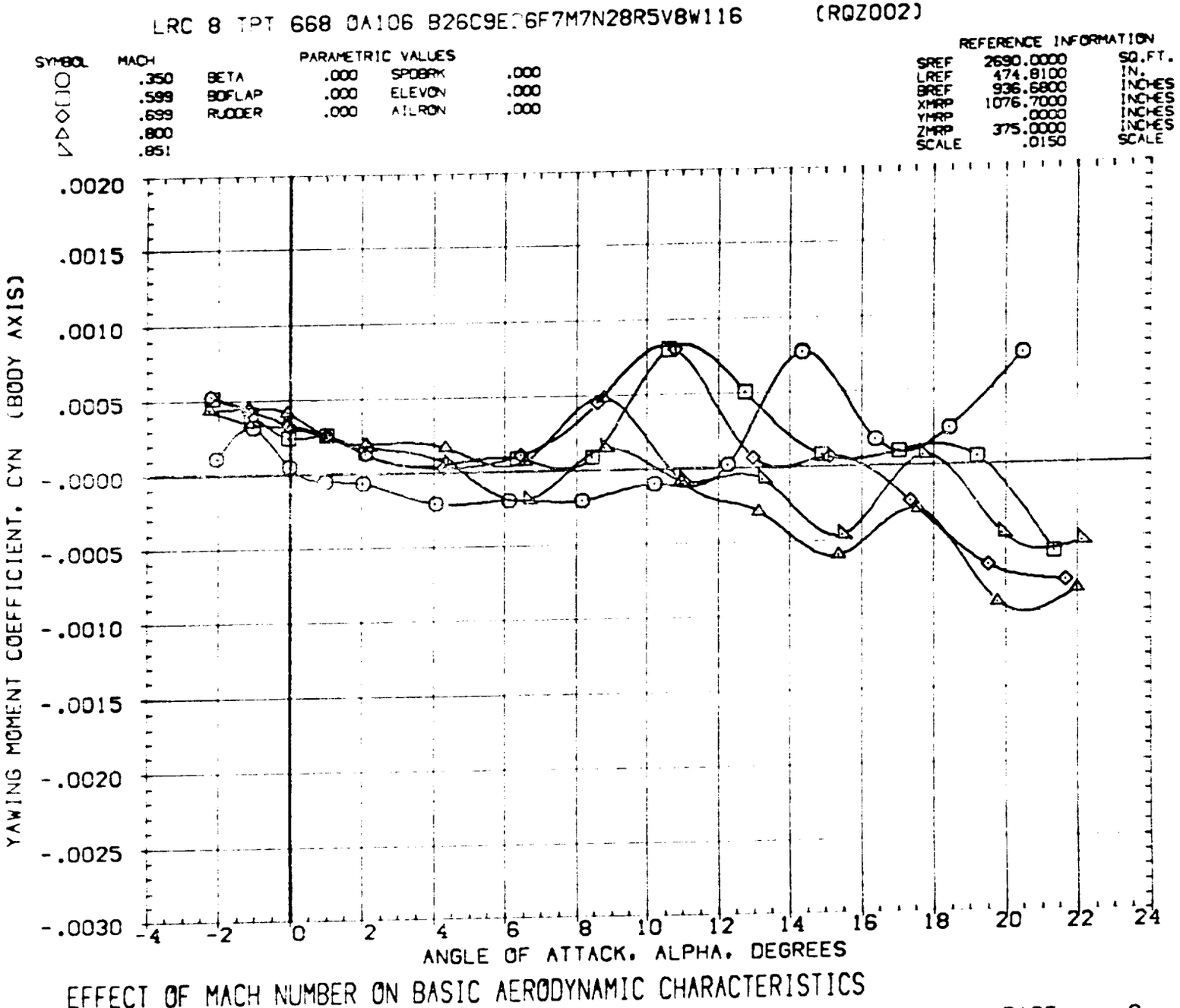

EFFECT OF MACH NUMBER ON BASIC AERODYNAMIC CHARACTERISTICS

LRC 8 TPT 668 0A106 B26C9E26F7M7N28R5V8W116 (RQZ002)

SYMBOL	MACH		PARAMETRIC VALUES		
○	.900	BETA	.000	SPDBRK	.000
□	.950	BOFLAP	.000	ELEVON	.000
◇	.980	RUDDER	.000	AILRON	.000
△	1.200				

REFERENCE INFORMATION

SREF	2690.0000	SQ.FT.
LREF	474.8100	IN.
BREF	936.6800	INCHES
XMRP	1076.7000	INCHES
YMRP	.0000	INCHES
ZMRP	375.0000	INCHES
SCALE	.0150	SCALE

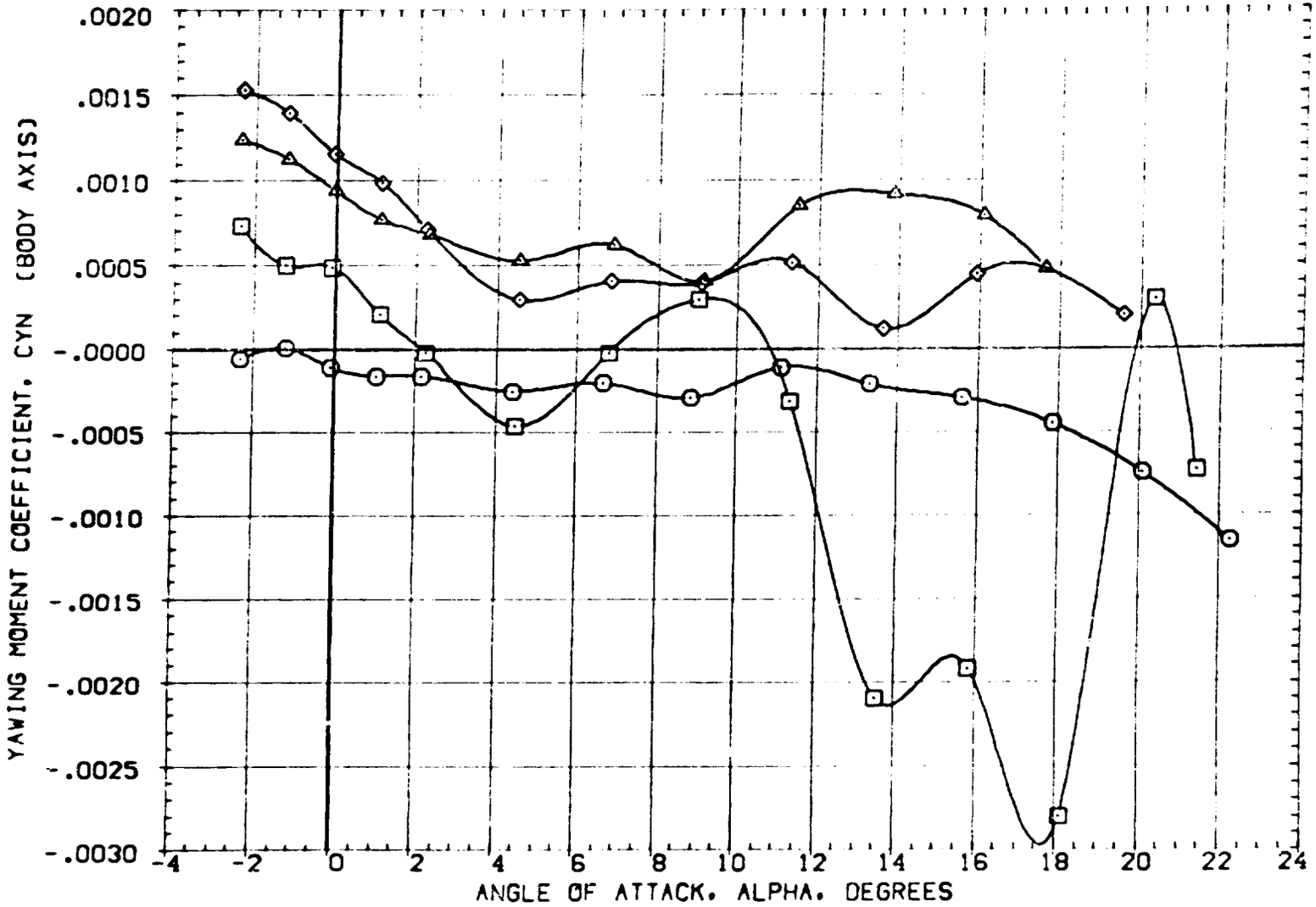

EFFECT OF MACH NUMBER ON BASIC AERODYNAMIC CHARACTERISTICS

LRC 8 TP' 668 0A106 B26C9E26F7M7N28R5V8W116 (RQZ002)

SYMBOL	MACH
△	.350
▷	.599
◇	.699
○	.800
□	.851

PARAMETRIC VALUES

BETA	.000	SPOBRK	.000
BOFLAP	.000	ELEVON	.000
RUDDER	.000	AILRON	.000

REFERENCE INFORMATION

SREF	2690.0000	SQ.FT.
LREF	474.8100	IN.
BREF	936.6800	INCHES
XMRP	1076.7000	INCHES
YMRP	.0000	INCHES
ZMRP	375.0000	INCHES
SCALE	.0150	SCALE

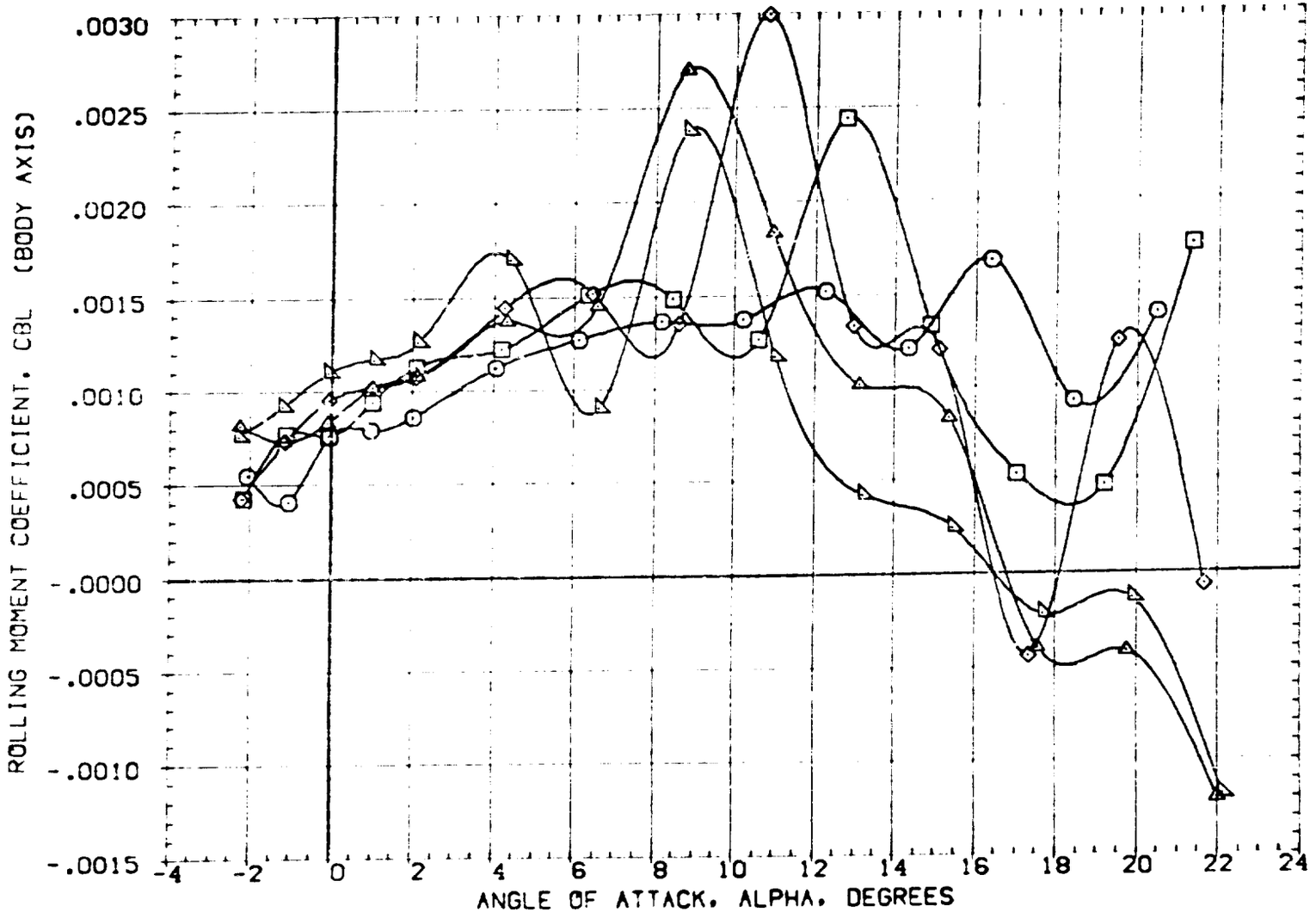

EFFECT OF MACH NUMBER ON BASIC AERODYNAMIC CHARACTERISTICS

LRC 8 TPT 668 0A106 B26C9E26F7M7N28R5V8W116 (RQZ002)

SYMBOL	MACH
○	.900
□	.950
◇	.980
△	1.200

PARAMETRIC VALUES

BETA	.000	SPOBRK	.000		
BDFLAP	.000	ELEVON	.000		
RUDDER	.000	AILRON	.000		

REFERENCE INFORMATION

SREF	2690.0000	SQ.FT.
LREF	474.8100	IN.
BREF	936.6800	INCHES
XMRP	1076.7000	INCHES
YMRP	.0000	INCHES
ZMRP	375.0000	INCHES
SCALE	.0150	SCALE

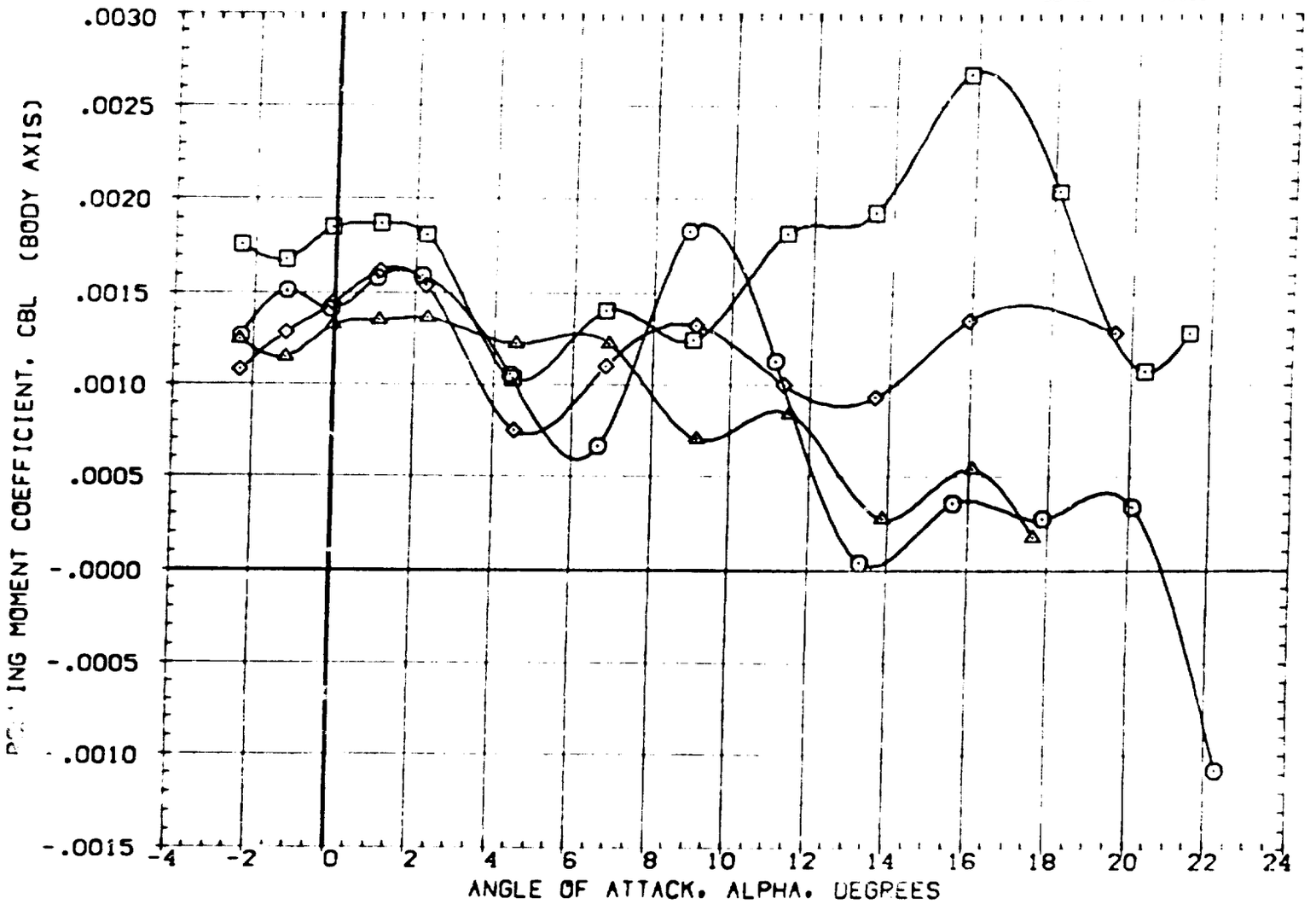

ROLLING MOMENT COEFFICIENT, CBL (BODY AXIS)

EFFECT OF MACH NUMBER ON BASIC AERODYNAMIC CHARACTERISTICS

LRC 8 TPT 668 0A106 B26C9E26F7M7N28R5V8W116 (RQZ002)

SYMBOL	MACH
○	.350
□	.599
◇	.699
△	.800
▽	.851

PARAMETRIC VALUES

BETA	.000	SPOBRK	.000		
30FLAP	.000	ELEVON	.000		
RUDDER	.000	AILRON	.000		

REFERENCE INFORMATION

SREF	2690.0000	SQ.FT.
LREF	474.8100	IN.
BREF	936.6800	INCHES
XMRP	1076.7000	INCHES
YMRP	.0000	INCHES
ZMRP	375.0000	INCHES
SCALE	.0150	SCALE

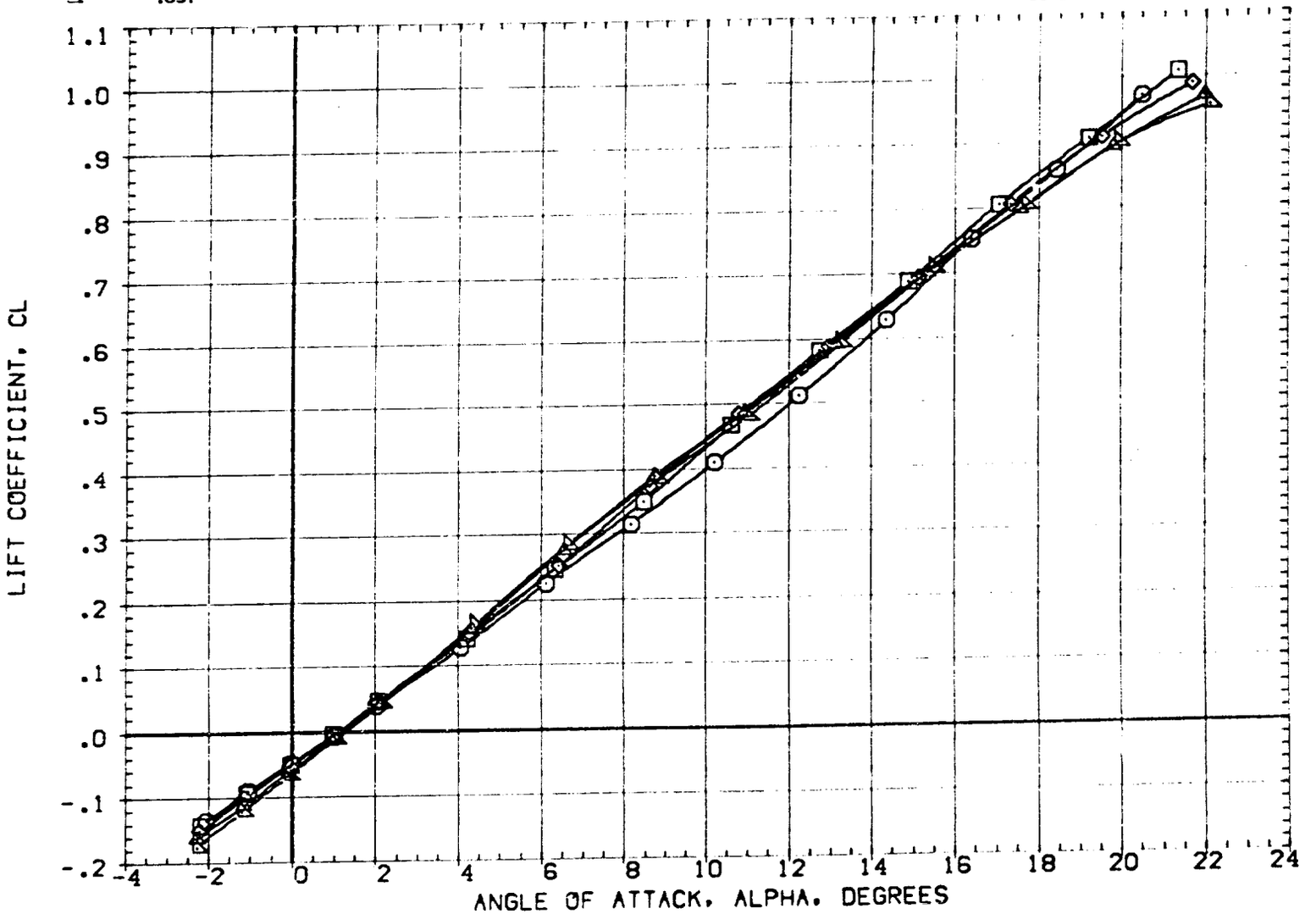

EFFECT OF MACH NUMBER ON BASIC AERODYNAMIC CHARACTERISTICS

LRC 8 TPT 668 0A106 B26C9E26F7M7N28R5V8W116 (RQZ002)

SYMBOL	MACH	PARAMETRIC VALUES			
○	.900	BETA	.000	SPOBRK	.000
□	.950	BOFLAP	.000	ELEVON	.000
◇	.980	RUDDER	.000	AILRON	.000
△	1.200				

REFERENCE INFORMATION

SREF	2690.0000	SQ.FT.
LREF	474.8100	IN.
BREF	936.6800	INCHES
XMRP	1076.7000	INCHES
YMRP	.0000	INCHES
ZMRP	375.0000	INCHES
SCALE	.0150	SCALE

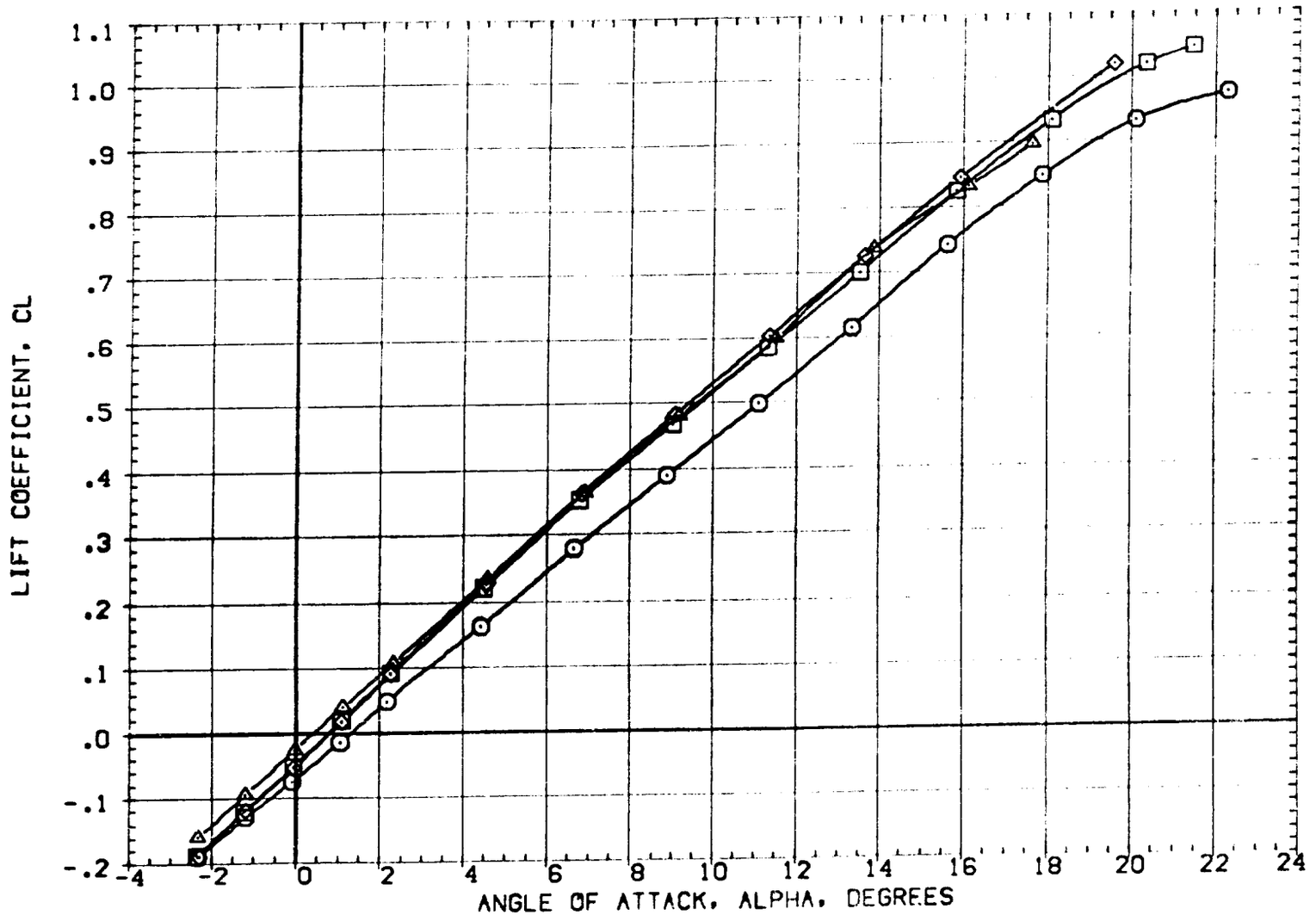

EFFECT OF MACH NUMBER ON BASIC AERODYNAMIC CHARACTERISTICS

LRC 8 TPT 668 0A106 B26C9E26F7M7N28R5V8W116 (RQZ002)

SYMBOL	MACH
○	.350
□	.599
◇	.699
△	.800
▷	.851

PARAMETRIC VALUES

BETA	.000	SPOBRK	.000
BOFLAP	.000	ELEVON	.000
RUDDER	.000	AILRON	.000

REFERENCE INFORMATION

SREF	2690.0000	SQ.FT.
LREF	474.8100	IN.
BREF	936.6800	INCHES
XMRP	1076.7000	INCHES
YMRP	.0000	INCHES
ZMRP	375.0000	INCHES
SCALE	.0150	SCALE

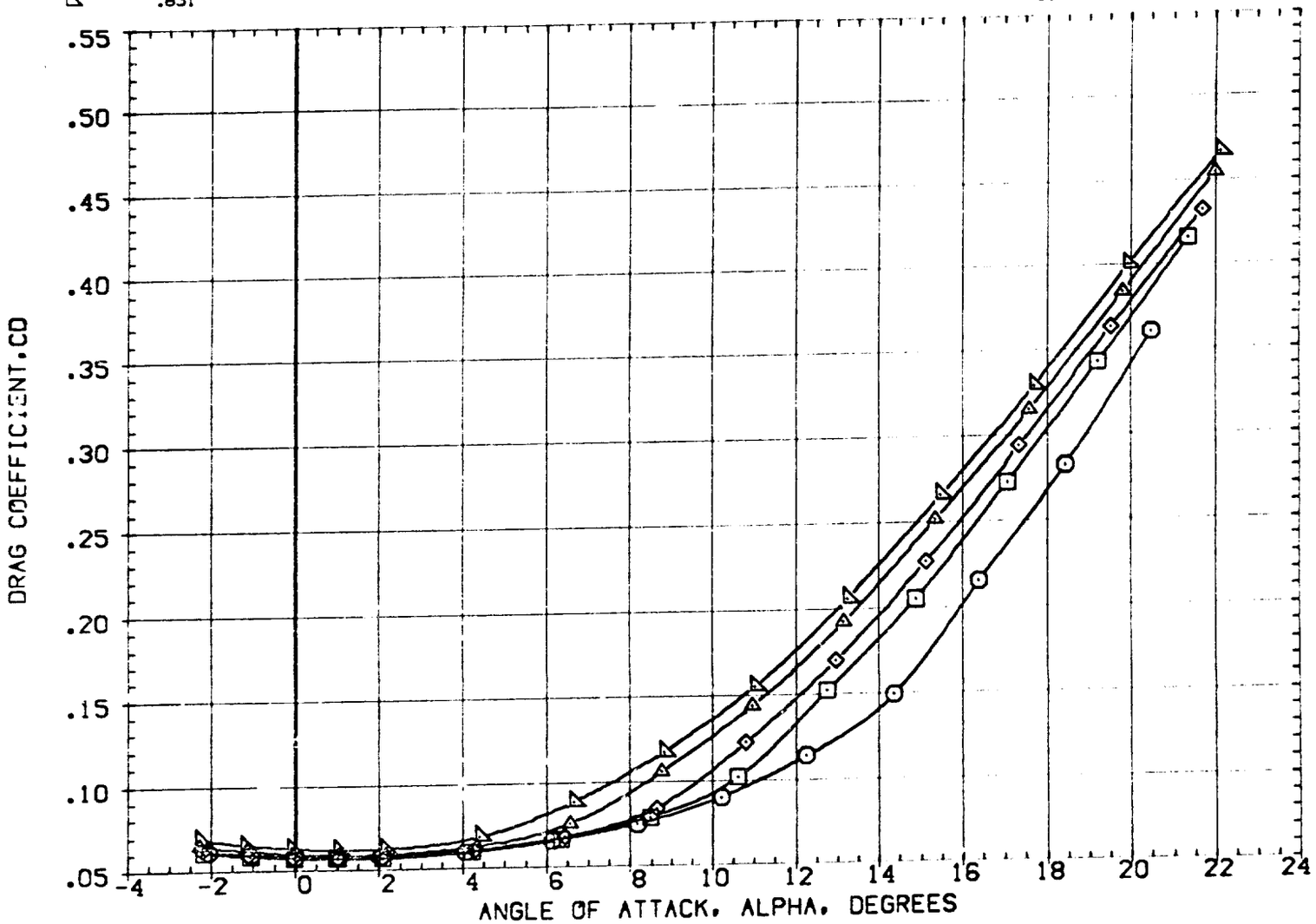

EFFECT OF MACH NUMBER ON BASIC AERODYNAMIC CHARACTERISTICS

LRC 8 TPT 668 0A106 B26C9E26F7M7N28R5V8W116 (RQZ002)

SYMBOL	MACH	PARAMETRIC VALUES			
○	.900	BETA	.000	SPDBRK	.000
□	.950	BDFLAP	.000	ELEVON	.000
◇	.980	RUDDER	.000	AILRON	.000
△	1.200				

REFERENCE INFORMATION

SREF	2690.0000	SQ.FT.
LREF	474.8100	IN.
BREF	936.6800	INCHES
XMRP	1076.7000	INCHES
YMRP	.0000	INCHES
ZMRP	375.0000	INCHES
SCALE	.0150	SCALE

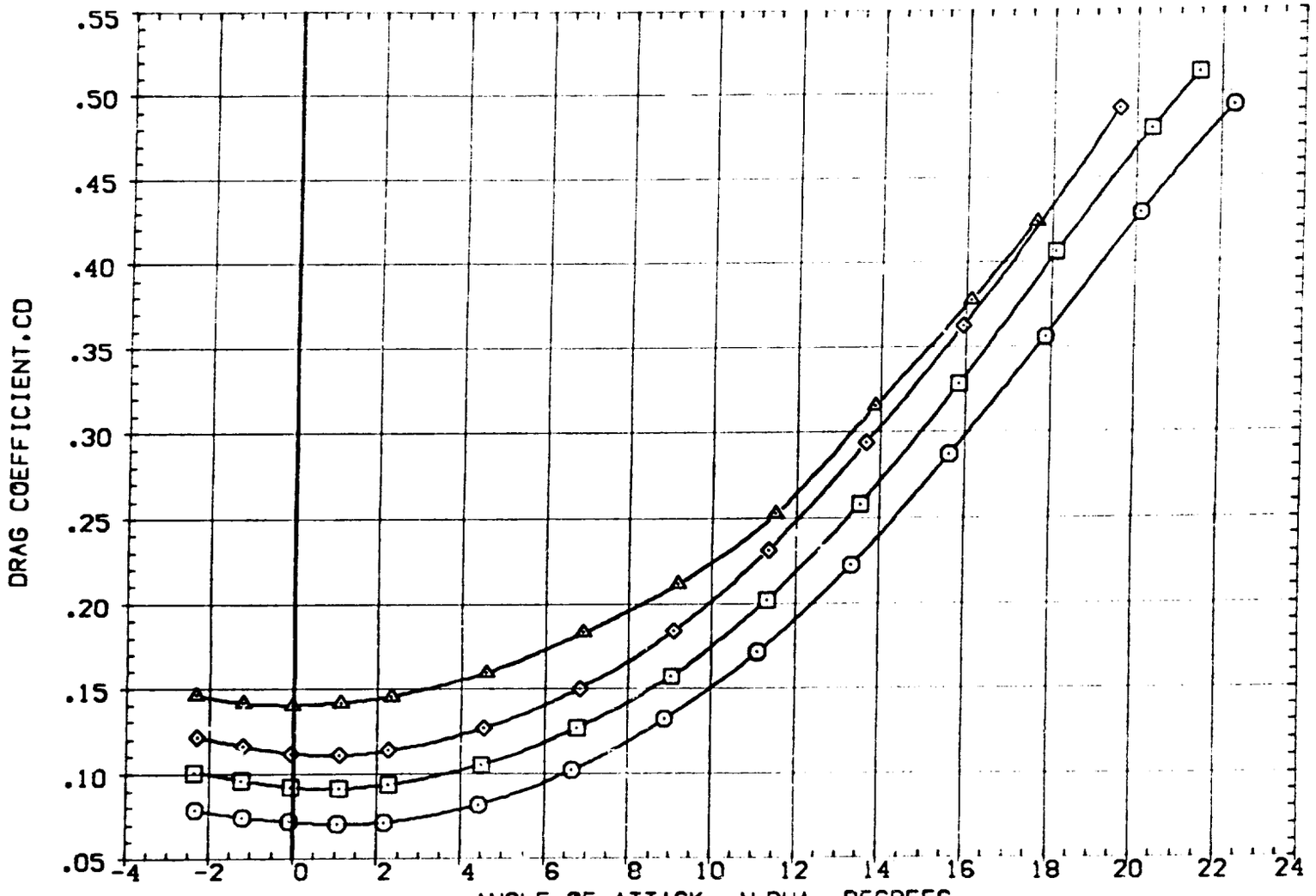

EFFECT OF MACH NUMBER ON BASIC AERODYNAMIC CHARACTERISTICS

LRC 8 TPT 668 0A106 B26C9E2GF7M7N28R5V8W116 (RQZ002)

SYMBOL	MACH
○	.350
□	.599
◇	.699
△	.800
▷	.851

PARAMETRIC VALUES

BETA	.000	SPDBRK	.000
BOFLAP	.000	ELEVON	.000
RUDDER	.000	AILRON	.000

REFERENCE INFORMATION

SREF	2690.0000	SQ.FT.
LREF	474.8100	IN.
BREF	936.6800	INCHES
XMRP	1076.7000	INCHES
YMRP	.0000	INCHES
ZMRP	375.0000	INCHES
SCALE	.0150	SCALE

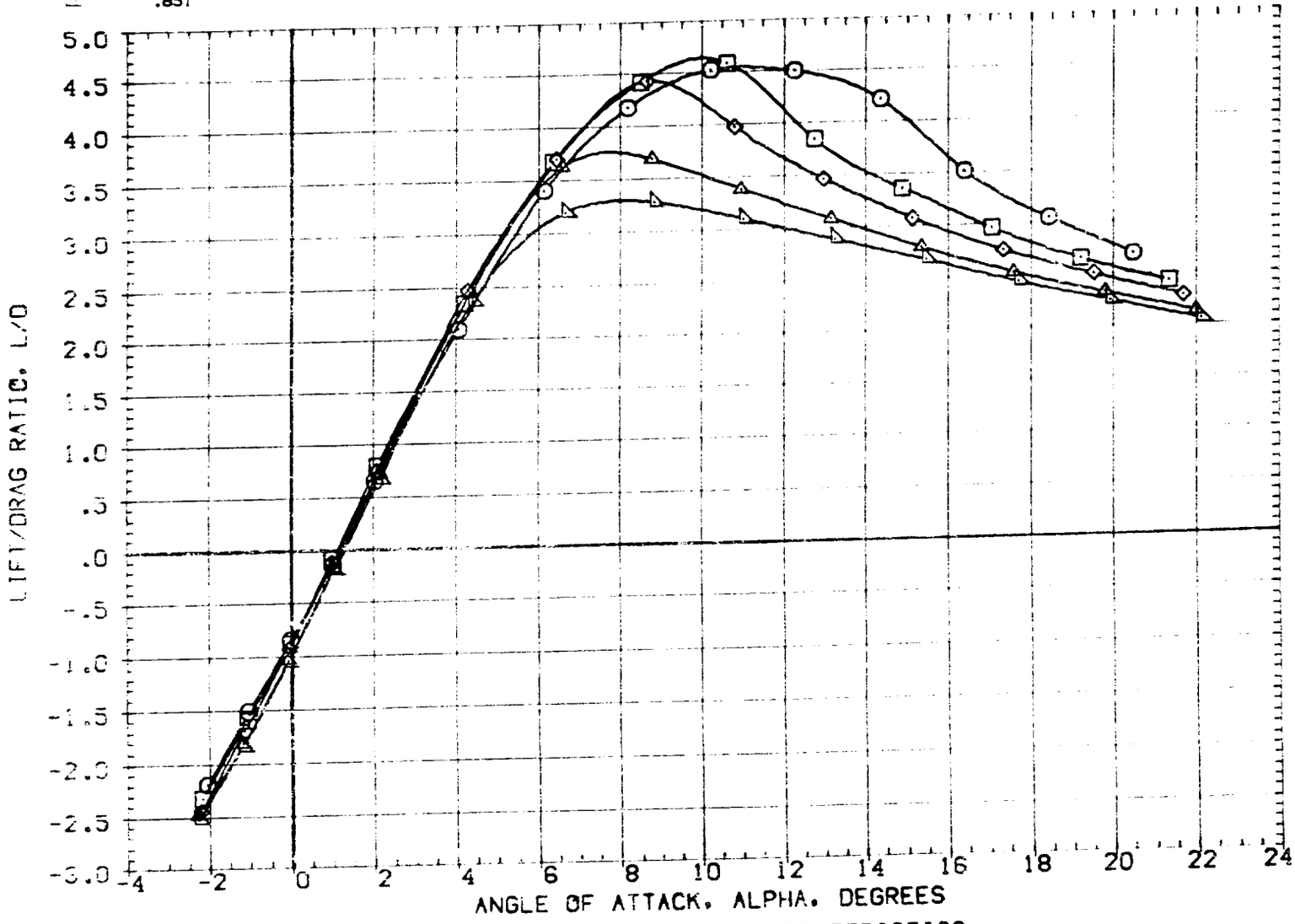

EFFECT OF MACH NUMBER ON BASIC AERODYNAMIC CHARACTERISTICS

LRC 8 TPT 668 0A106 B26C9E26F7M7N28R5V8W116 (RQZ002)

SYMBOL	MACH	PARAMETRIC VALUES			
○	.900	BETA	.000	SPDBRK	.000
□	.950	BOFLAP	.000	ELEVON	.000
◇	.980	RUDDER	.000	AILRON	.000
△	1.200				

REFERENCE INFORMATION

SREF	2690.0000	SQ.FT.
LREF	474.8100	IN.
BREF	936.6800	INCHES
XMRP	1076.7000	INCHES
YMRP	.0000	INCHES
ZMRP	375.0000	INCHES
SCALE	.0150	SCALE

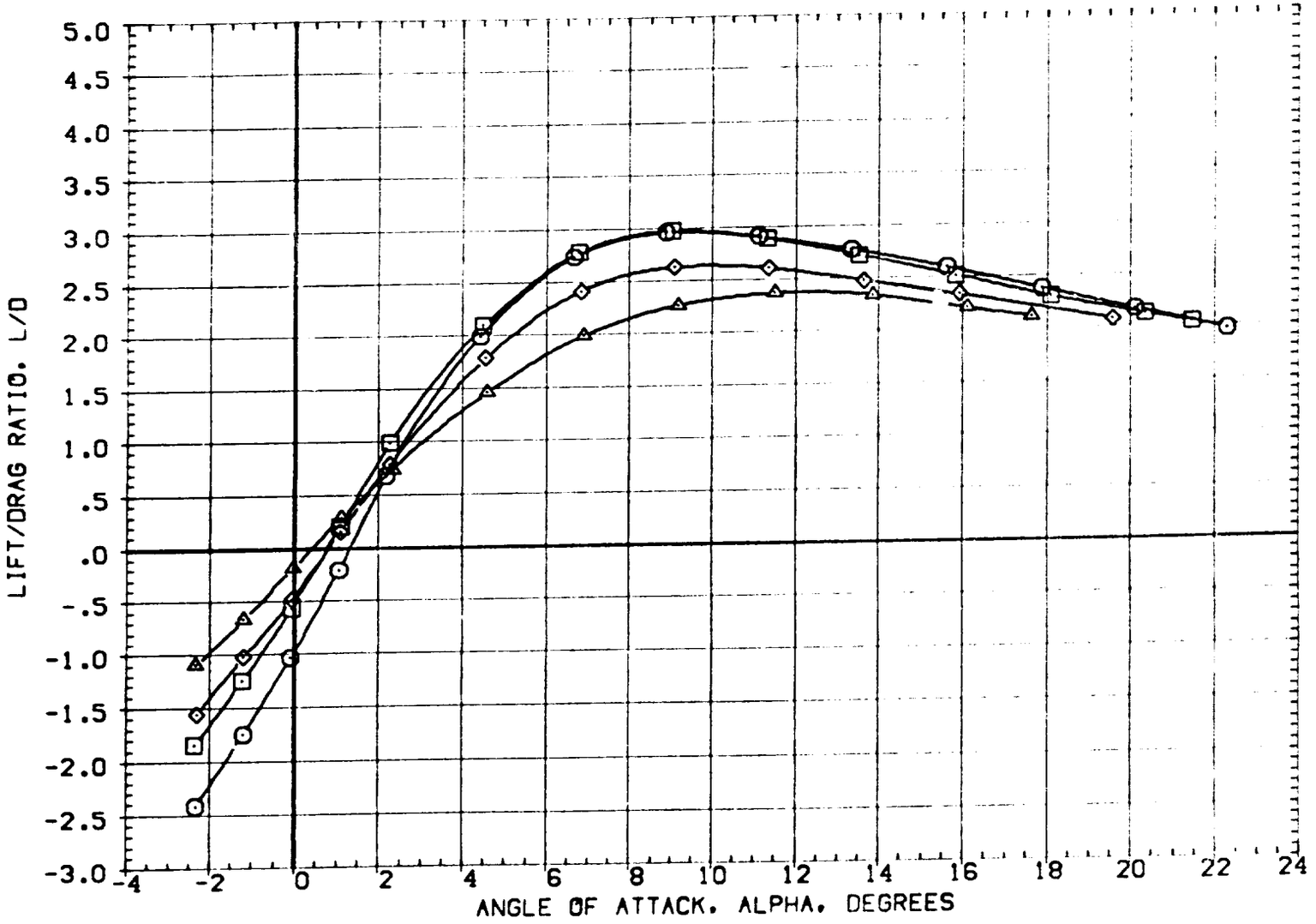

EFFECT OF MACH NUMBER ON BASIC AERODYNAMIC CHARACTERISTICS

DATA SET	SYMBOL	CONFIGURATION DESCRIPTION	SPOBRK	BDFLAP	ELEVON	RUDDER
(AQZ002)	□	LRC 8 TPT 668 0A106 826C9E26F7M7N28R5V8W116	.000	.000	.000	.000
(RQZ001)	□	LRC 8 TPT 668 0A106 826C9E26F7M7N28R5V8W116	25.000	.000	.000	.000

REFERENCE INFORMATION		
SREF	2690.0000	SQ.FT.
LREF	474.8100	IN.
BREF	936.6800	INCHES
XMRP	1076.7000	INCHES
YMRP	.0000	INCHES
ZMRP	375.0000	INCHES
SCALE	.0150	SCALE

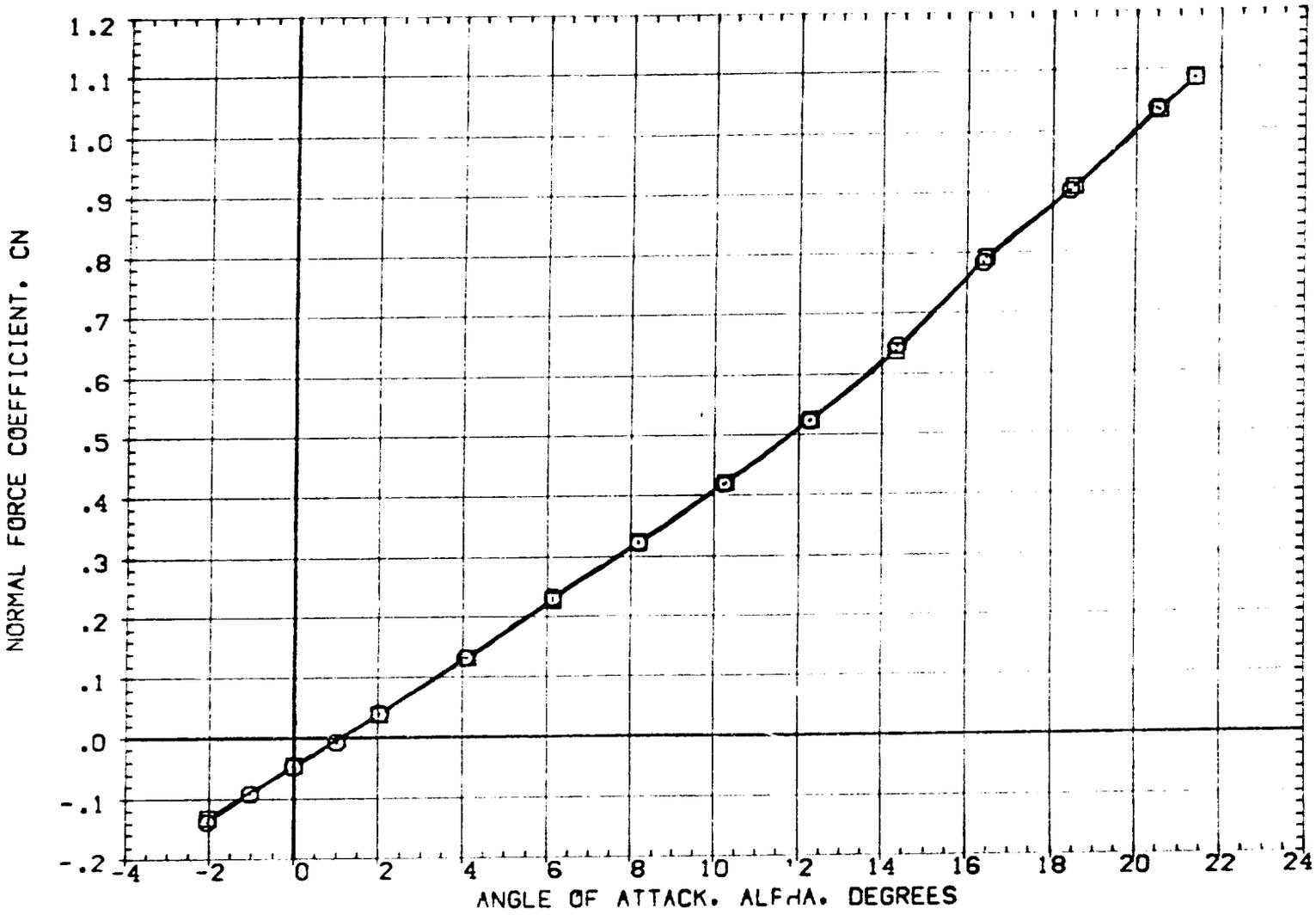

EFFECT OF SPEED BRAKE DEFLECTION

(A)MACH = .35

DATA SET SYMBOL	CONFIGURATION DESCRIPTION	SPOBRK	BOFLAP	ELEVON	RUDDER
(AQZ002) ○	LRC 8 TPT 668 0A106 B26C9E26F7M7N28R5V8W116	.000	.000	.000	.000
(RQZ001) □	LRC 8 TPT 668 0A106 B26C9E26F7M7N28R5V8W116	25.000	.000	.000	.000

REFERENCE INFORMATION		
SREF	2690.0000	SQ.FT.
LREF	474.8100	IN.
BREF	936.6800	INCHES
XMRP	1076.7000	INCHES
YMRP	.0000	INCHES
ZMRP	375.0000	INCHES
SCALE	.0150	SCALE

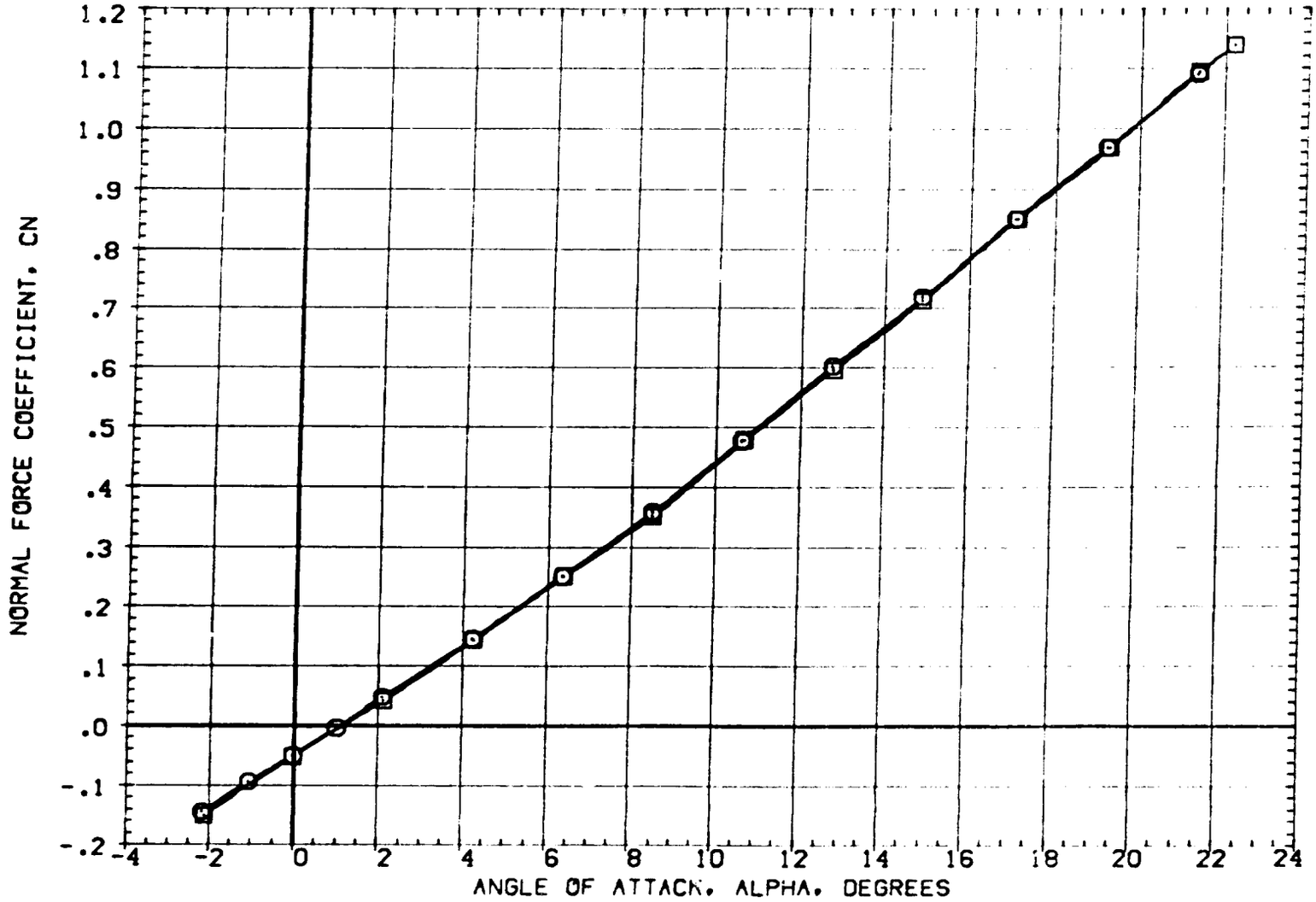

EFFECT OF SPEED BRAKE DEFLECTION

(B)MACH = .60

DATA SET	SYMBOL	CONFIGURATION DESCRIPTION	SPOBRK	BOFLAP	ELEVON	RUDDER
(AQZ002)	○	LRC 8 TPT 668 0A106 B26C9E26F7M7N28R5V8W116	.000	.000	.000	.000
(RQZ001)	□	LRC 8 TPT 668 0A106 B26C9E26F7M7N28R5V8W116	25.000	.000	.000	.000

REFERENCE INFORMATION

SREF	2690.0000	SQ.FT.
LREF	474.8100	IN.
BREF	936.6800	INCHES
XMRP	1076.7000	INCHES
YMRP	.0000	INCHES
ZMRP	375.0000	INCHES
SCALE	.0150	SCALE

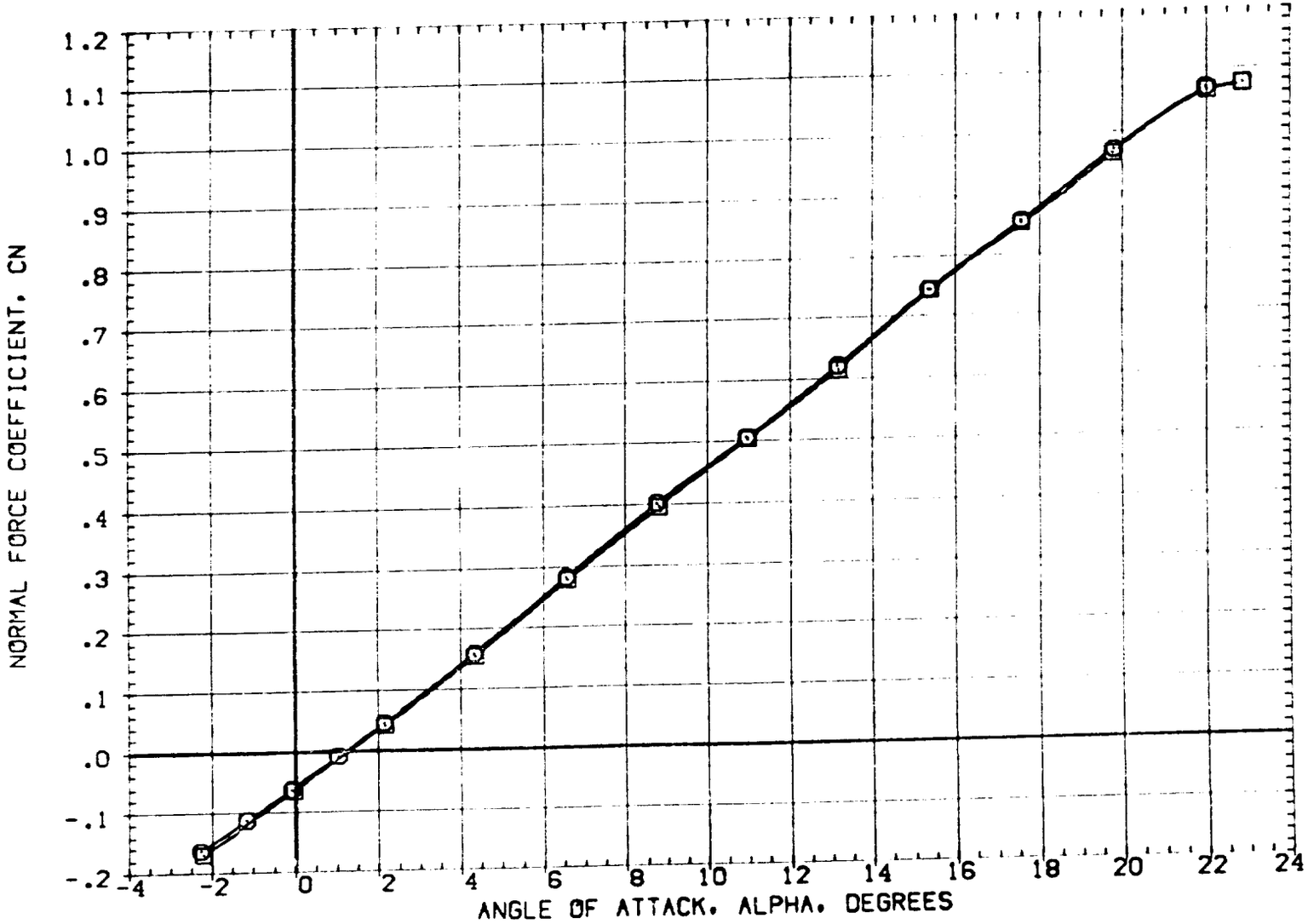

EFFECT OF SPEED BRAKE DEFLECTION

(C)MACH = .80

DATA SET SYMBOL	CONFIGURATION DESCRIPTION	SPDBRK	BOFLAP	ELEVON	RUDDER
(AQZ002) ○	LRC 8 TPT 668 0A106 B26C9E26F7M7N28R5V8V116	.000	.000	.000	.000
(RQZ001) □	LRC 8 TPT 668 0A106 B26C9E26F7M7N29R5V8V116	25.000	.000	.000	.000

REFERENCE INFORMATION

SREF	2690.0000	SQ.FT.
LREF	474.8100	IN.
BREF	936.6800	INCHES
XMRP	1076.7000	INCHES
YMRP	.0000	INCHES
ZMRP	375.0000	INCHES
SCALE	.0150	SCALE

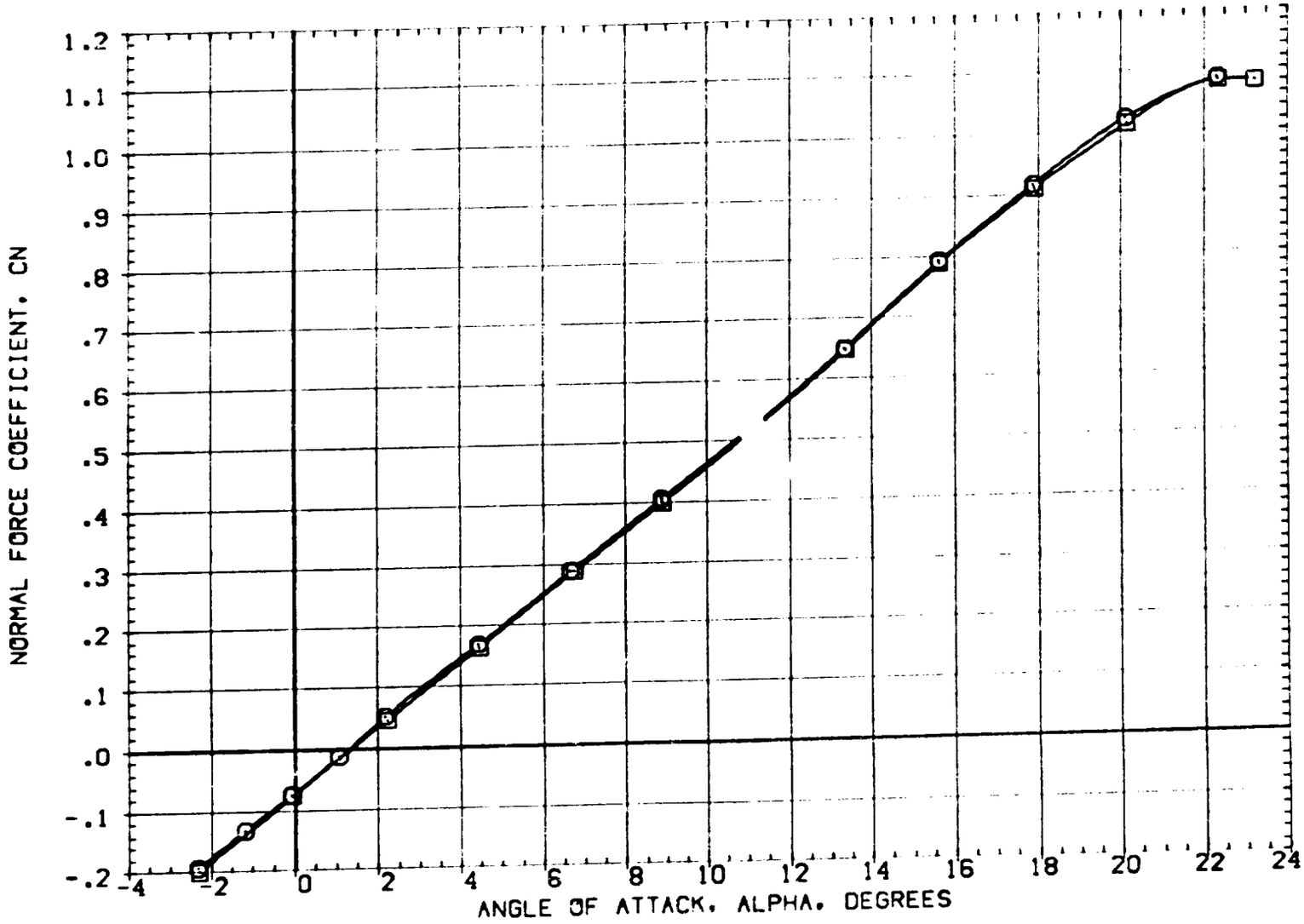

EFFECT OF SPEED BRAKE DEFLECTION

(D)MACH = .90

DATA SET	SYMBOL	CONFIGURATION DESCRIPTION	SPDBRK	BOFLAP	ELEVON	RUDDER
[AQZ002]	□	LRC 8 TPT 668 0A106 B26C9E26F7M7N28R5V8W116	.000	.000	.000	.000
[RQZ001]	[D]	LRC 8 TPT 668 0A106 B26C9E26F7M7N28R5V8W116	25.000	.000	.000	.000

REFERENCE INFORMATION		
SREF	2690.0000	SQ.FT.
LREF	474.8100	IN.
BREF	936.6800	INCHES
XMRP	1076.7000	INCHES
YMRP	.0000	INCHES
ZMRP	375.0000	INCHES
SCALE	.0150	SCALE

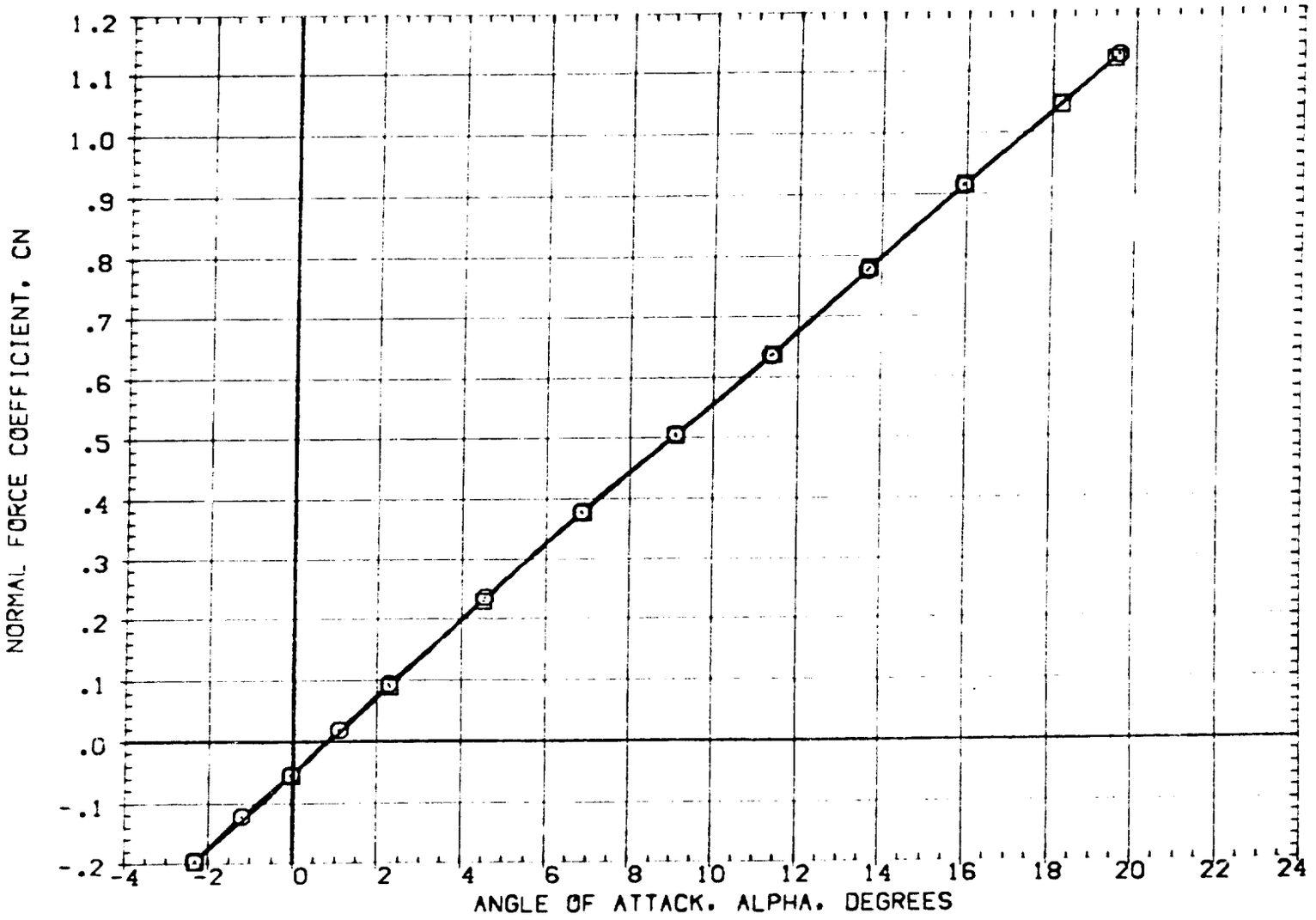

EFFECT OF SPEED BRAKE DEFLECTION

[E]MACH = .98

DATA SET SYMBOL		CONFIGURATION DESCRIPTION	SPOBRK	BOFLAP	ELEVON	RUDDER
(AQZ002)	□	LRC @ TPT 668 0A106 B26C9E26F7M7N28R5V8V116	.000	.000	.000	.000
(RQZ001)		LRC @ TPT 668 0A106 B26C9E26F7M7N28R5V8V116	25.000	.000	.000	.000

REFERENCE INFORMATION

SREF	2690.0000	SQ.FT.
LREF	474.6100	IN.
BREF	936.6900	INCHES
XMRP	1076.7000	INCHES
YMRP	.0000	INCHES
ZMRP	375.0000	INCHES
SCALE	.0150	SCALE

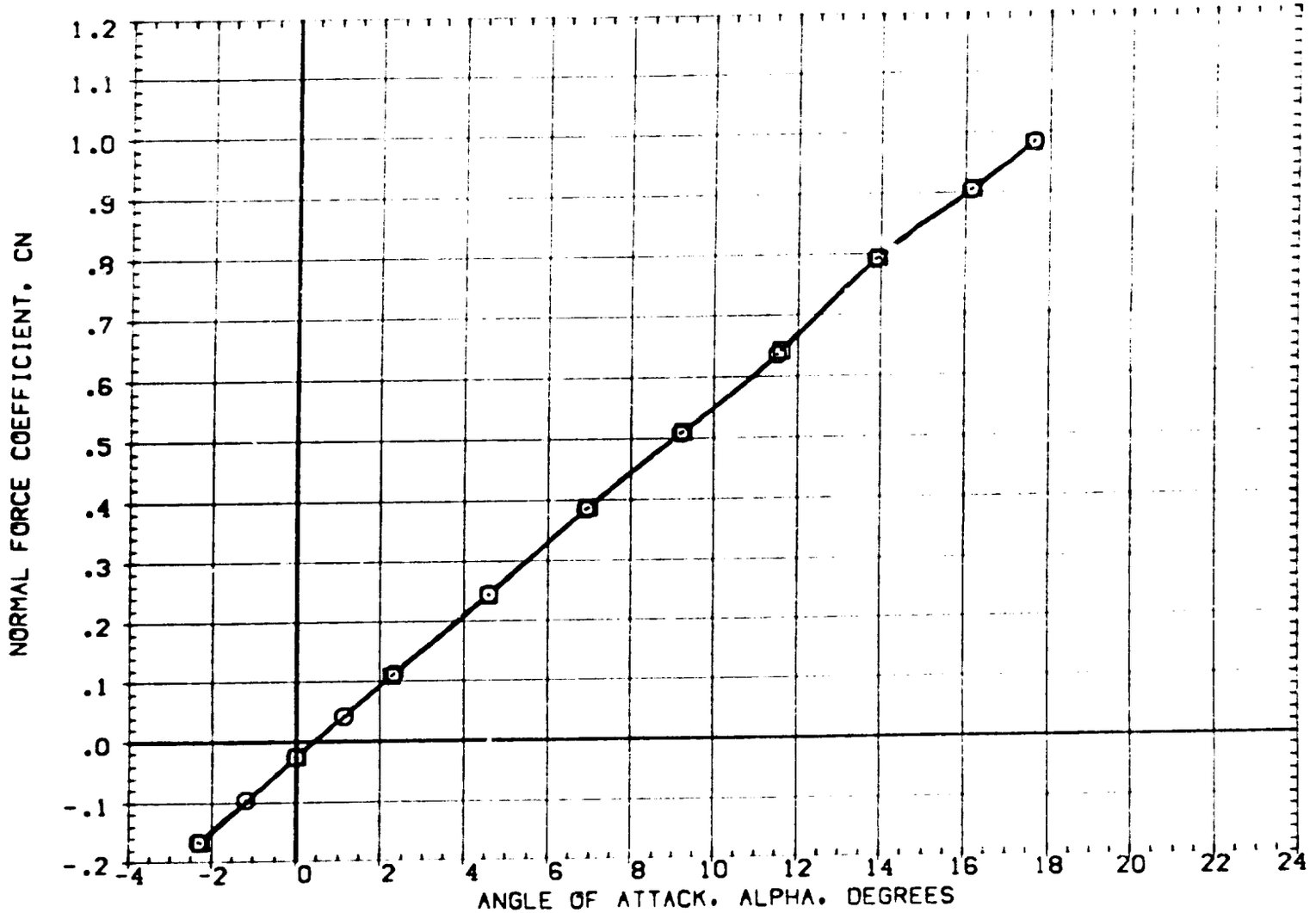

EFFECT OF SPEED BRAKE DEFLECTION

(F)MACH = 1.20

DATA SET	SYMBOL	CONFIGURATION DESCRIPTION	SPDBRK	BDFLAP	ELEVON	RUDDER
(AQZ002)	○	LRC 8 TPT 668 0A106 B26C9E26F7M7N28R5V8W116	.000	.000	.000	.000
(RQZ001)	□	LRC 8 TPT 668 0A106 B26C9E26F7M7N28R5V8W116	25.000	.000	.000	.000

REFERENCE INFORMATION

SREF	2690.0000	SQ.FT.
LREF	474.8100	IN.
BREF	936.6800	INCHES
XMRP	1076.7000	INCHES
YMRP	.0000	INCHES
ZMRP	375.0000	INCHES
SCALE	.0150	SCALE

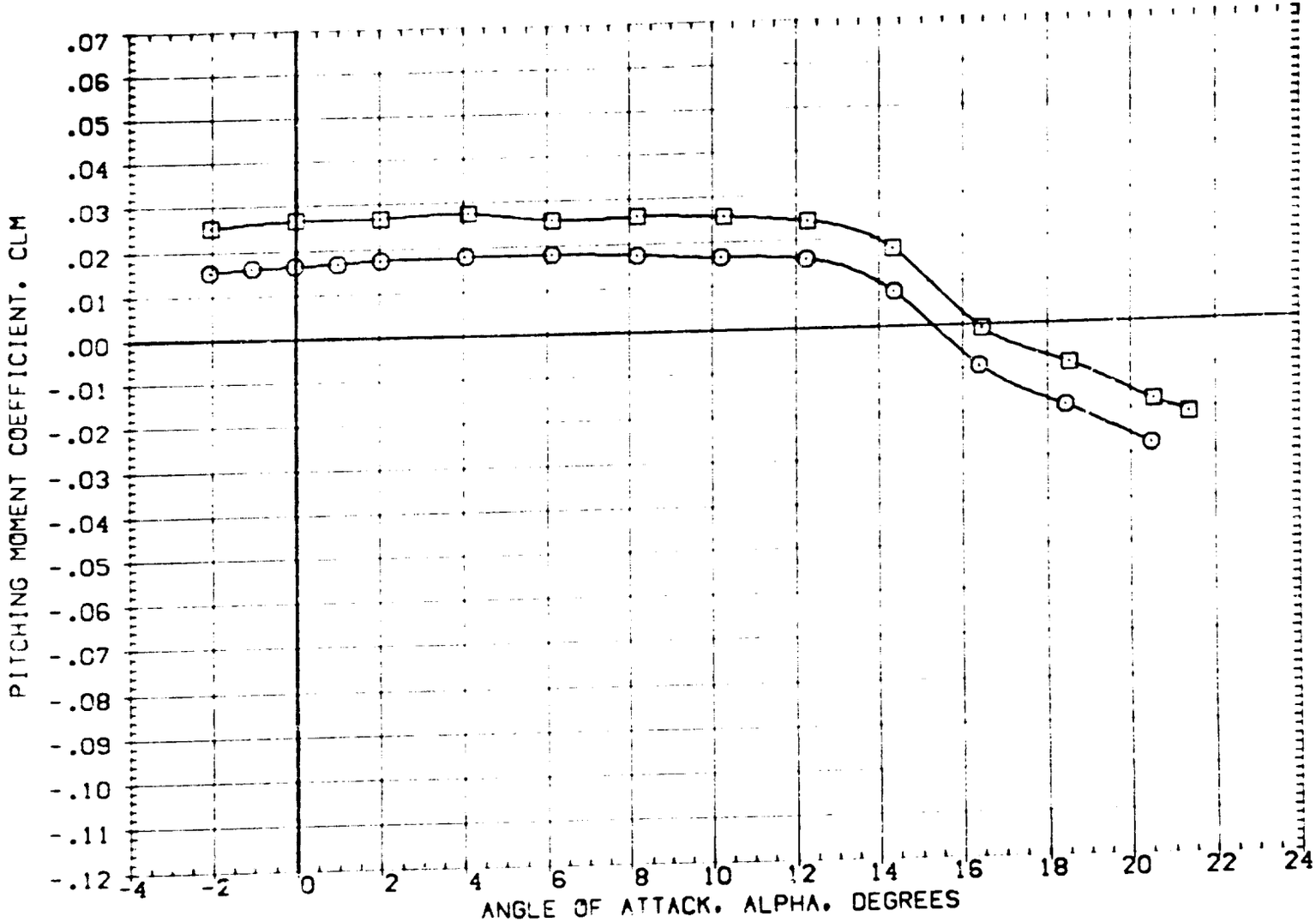

EFFECT OF SPEED BRAKE DEFLECTION

(A)MACH = .35

DATA SET SYMBOL		CONFIGURATION DESCRIPTION	SPDBRK	BDFLAP	ELEVON	RUDDER
(AQZ002)	□	LRC 8 TPT 668 0A106 B26C9E26F7M7N28R5V8V116	.000	.000	.000	.000
(RQZ001)	⊟	LRC 8 TPT 668 0A106 B26C9E26F7M7N28R5V8V116	25.000	.000	.000	.000

REFERENCE INFORMATION

SREF	2590.0000	SQ.FT.
LREF	474.8100	IN.
BREF	936.6800	INCHES
XMRP	1076.7000	INCHES
YMRP	.0000	INCHES
ZMRP	375.0000	INCHES
SCALE	.0150	SCALE

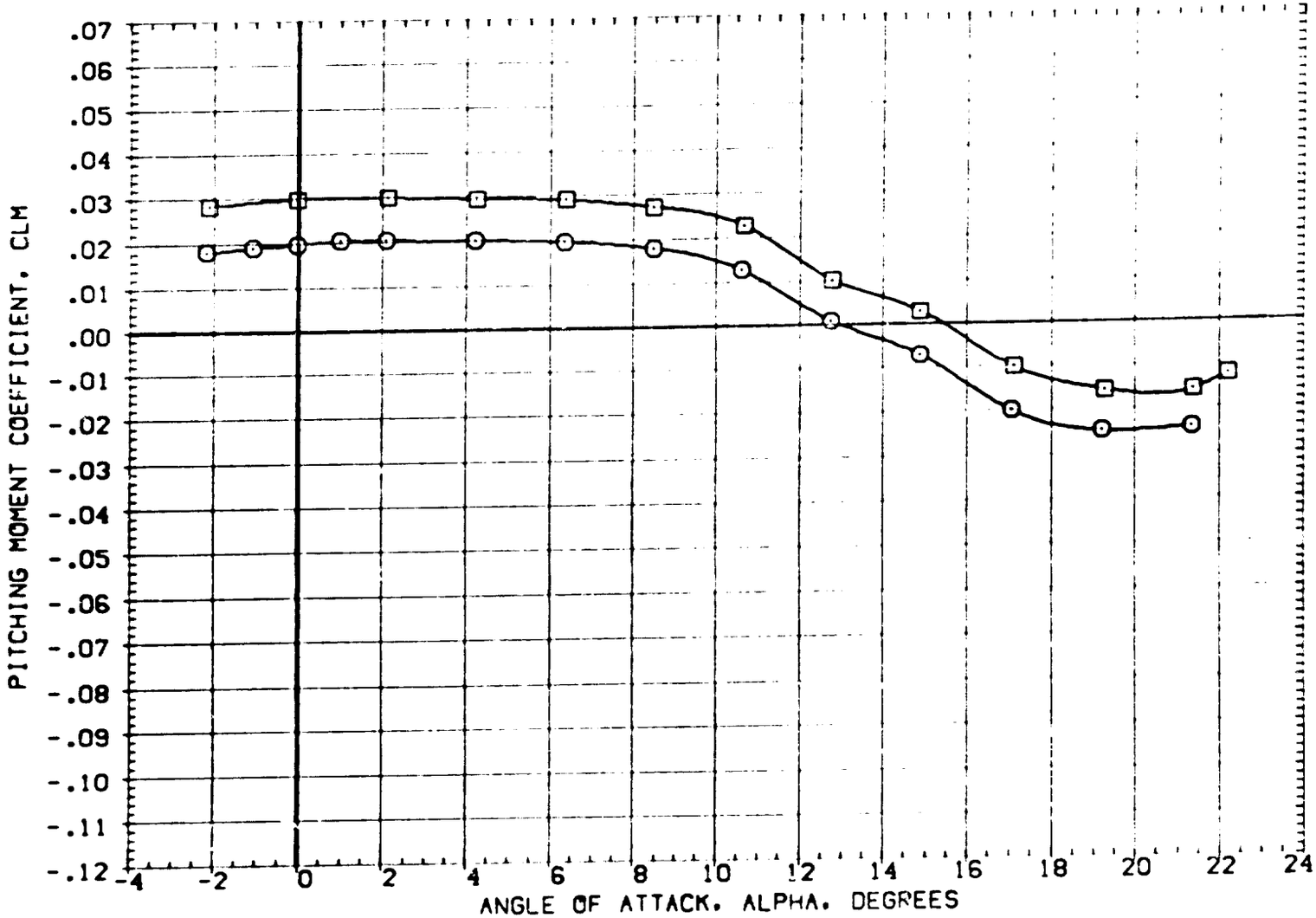

EFFECT OF SPEED BRAKE DEFLECTION

(B)MACH = .60

DATA SET	SYMBOL	CONFIGURATION DESCRIPTION	SPDBRK	BDFLAP	ELEVON	RUDDER
(AQZ002)	⊡	LRC 8 TPT 668 0A106 826C9E26F7M7N28R5V8W116	.000	.000	.000	.000
(RQZ001)	□	LRC 8 TPT 668 0A106 826C9E26F7M7N28R5V8W116	25.000	.300	.000	.000

REFERENCE INFORMATION		
SREF	2690.0000	SQ.FT.
LREF	474.8100	IN.
BREF	936.6800	INCHES
XMRP	1076.7000	INCHES
YMRP	.0000	INCHES
ZMRP	375.0000	INCHES
SCALE	.0150	SCALE

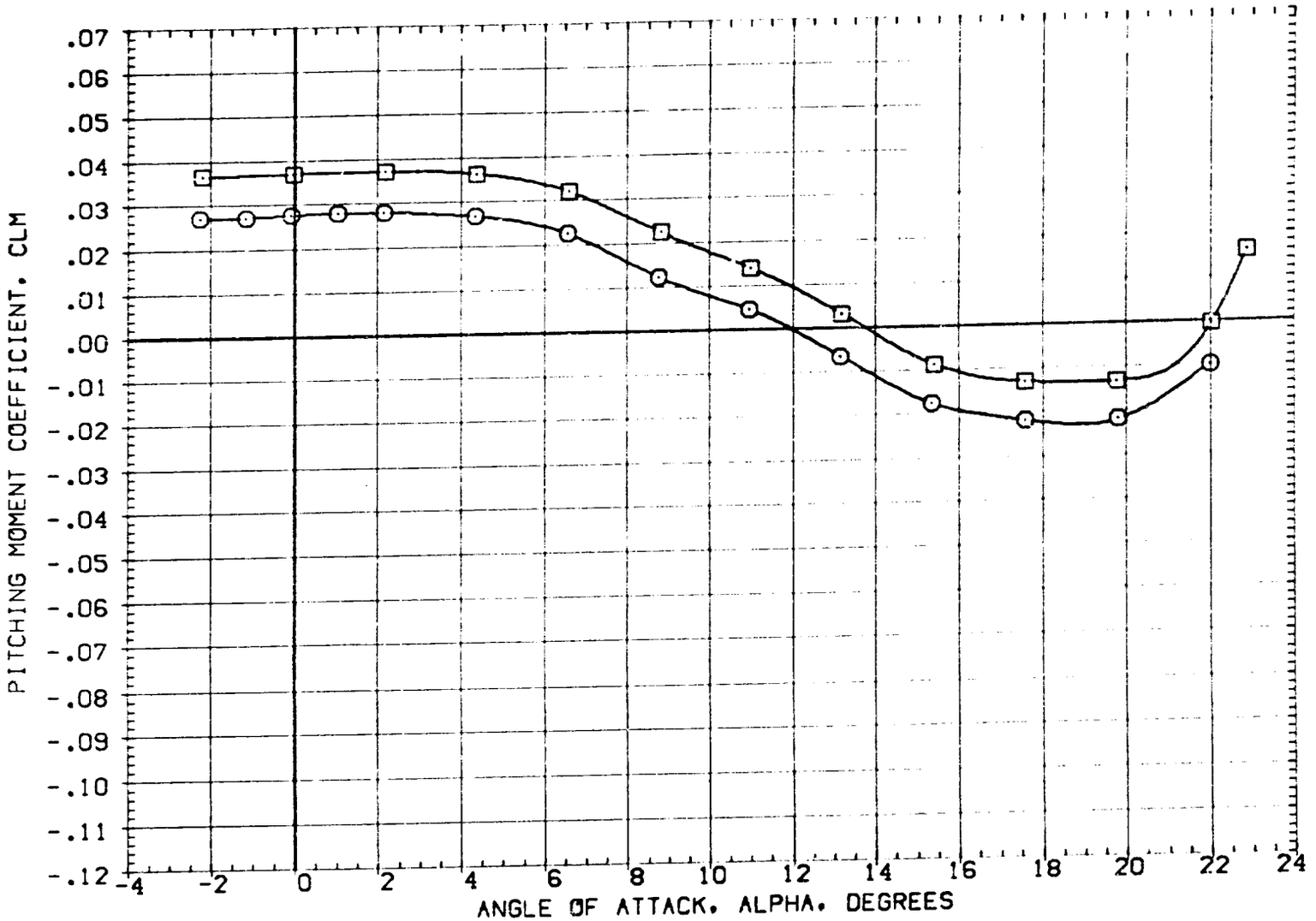

EFFECT OF SPEED BRAKE DEFLECTION

(C)MACH = .80

DATA SET	SYMBOL	CONFIGURATION DESCRIPTION	SPDBRK	BDFLAP	ELEVON	RUDDER
(AQZ002)	○	LRC 8 TPT 668 0A106 B26C9E26F7M7N28R5V8W116	.000	.000	.000	.000
(RQZ001)	□	LRC 8 TPT 668 0A106 B26C9E26F7M7N28R5V8W116	25.000	.000	.000	.000

REFERENCE INFORMATION		
SREF	2690.0000	SQ.FT.
LREF	474.8100	IN.
BREF	936.6800	INCHES
XMRP	1076.7000	INCHES
YMRP	.0000	INCHES
ZMRP	375.0000	INCHES
SCALE	.0150	SCALE

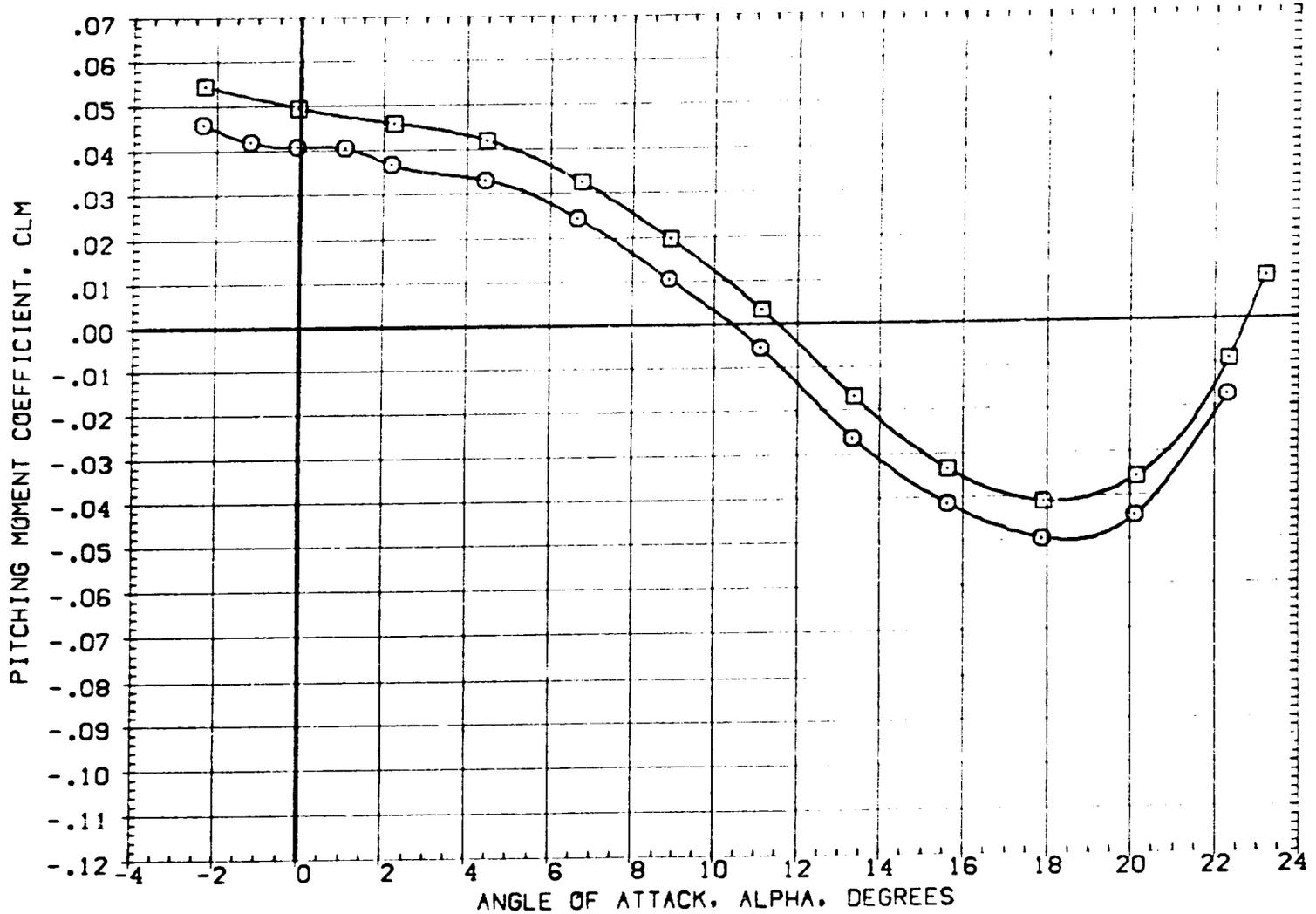

EFFECT OF SPEED BRAKE DEFLECTION

(D)MACH = .90

DATA SET	SYMBOL	CONFIGURATION DESCRIPTION	SPOBRK	BOFLAP	ELEVON	RUDDER
(AQZ002)	○	LRC 8 TPT 668 0A106 B26C9E26F7M7N28R5V8W116	.000	.000	.000	.000
(PQZ001)	□	LRC 8 TPT 668 0A106 B26C9E26F7M7N28R5V9W116	25.000	.000	.000	.000

REFERENCE INFORMATION		
SREF	2690.0000	SQ.FT.
LREF	474.8100	IN.
BREF	936.6800	INCHES
XMRP	1076.7000	INCHES
YMRP	.0000	INCHES
ZMRP	375.0000	INCHES
SCALE	.0150	SCALE

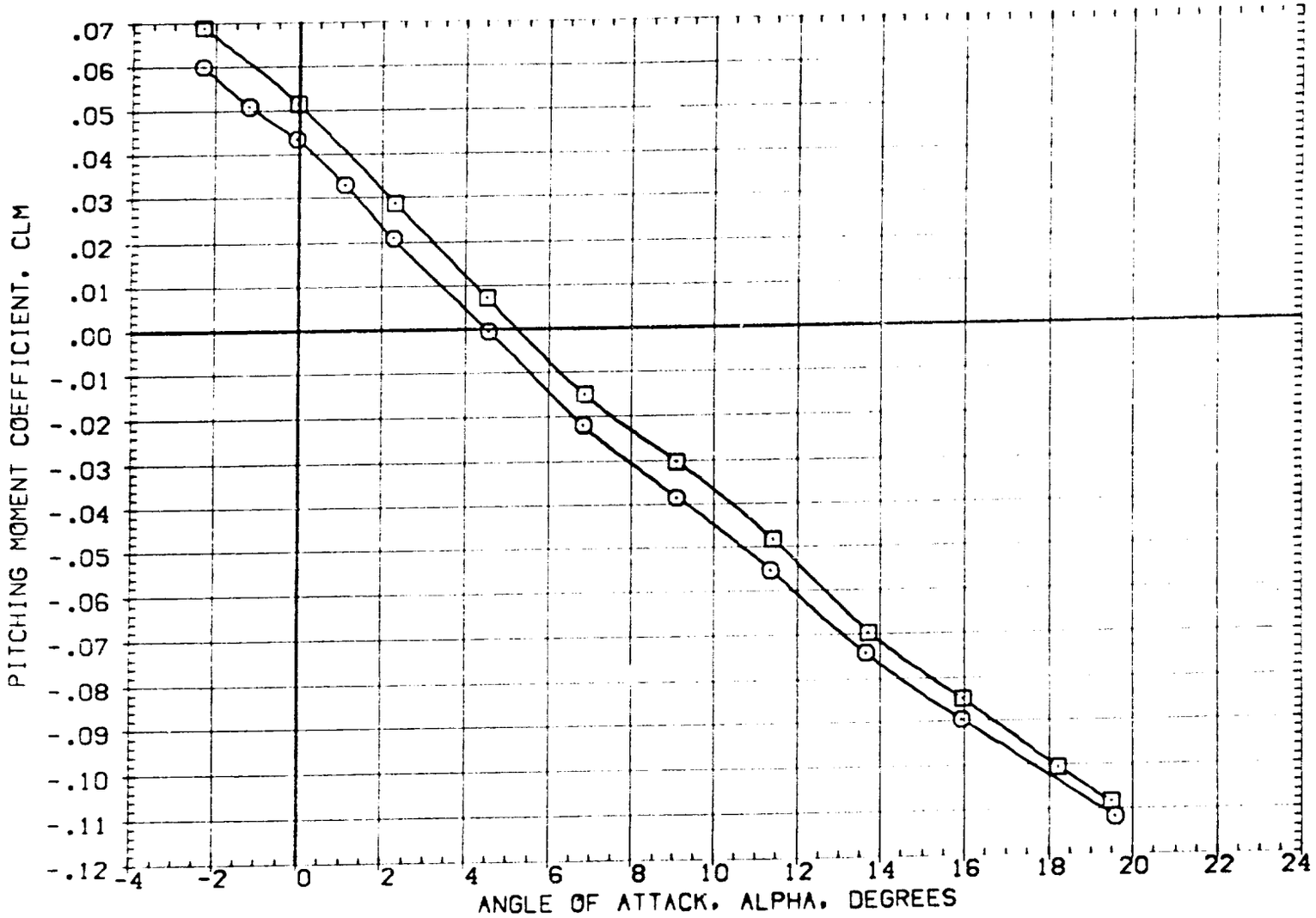

EFFECT OF SPEED BRAKE DEFLECTION

(E)MACH = .98

DATA SET	SYMBOL	CONFIGURATION DESCRIPTION	SPDBRK	BDFLAP	ELEVON	RUDDER
(AQZ002)	○	LRC 8 TPT 668 0A106 B26C9E26F7M7N28R5V8W116	.000	.000	.000	.000
(RQZ001)	□	LRC 8 TPT 668 0A106 B26C9E26F7M7N28R5V8W116	25.000	.000	.000	.000

REFERENCE INFORMATION

SREF	2690.0000	SQ.FT.
LREF	474.8100	IN.
BREF	936.6800	INCHES
XMRP	1076.7000	INCHES
YMRP	.0000	INCHES
ZMRP	375.0000	INCHES
SCALE	.0150	SCALE

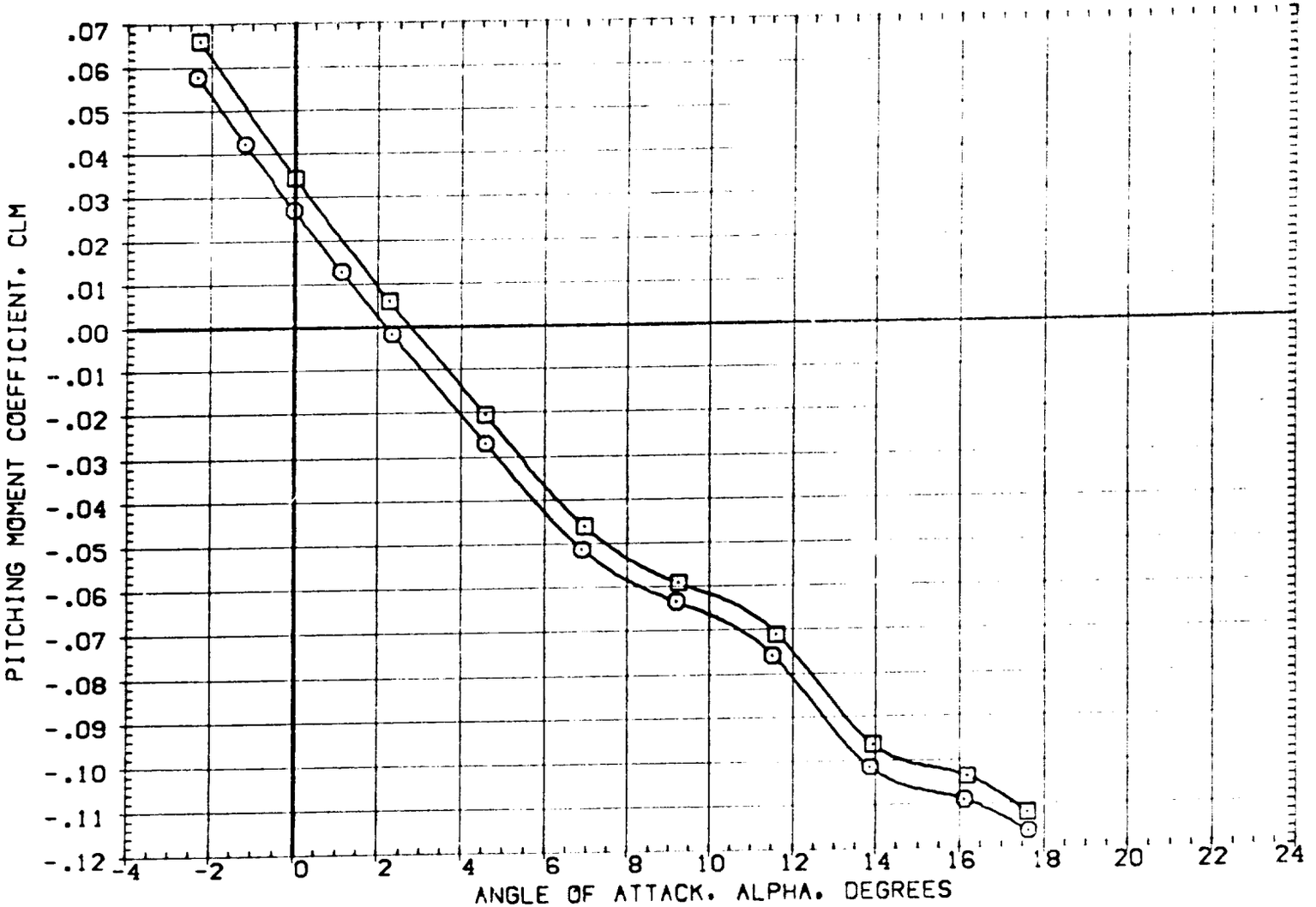

EFFECT OF SPEED BRAKE DEFLECTION

(F)MACH = 1.20

DATA SET	SYMBOL	CONFIGURATION DESCRIPTION	SPOBRK	BDFLAP	ELEVON	RUDDER
(AQZ002)	○	LRC 8 TPT 668 0A106 B26C9E26F7M7N28R5V8W116	.000	.000	.000	.000
(RQZ001)	□	LRC 8 TPT 668 0A106 B26C9E26F7M7N28R5V8W116	25.000	.000	.000	.000

REFERENCE INFORMATION		
SREF	2690.0000	SQ.FT.
LREF	474.8100	IN.
BREF	936.6800	INCHES
XMRP	1076.7000	INCHES
YMRP	.0000	INCHES
ZMRP	375.0000	INCHES
SCALE	.0150	SCALE

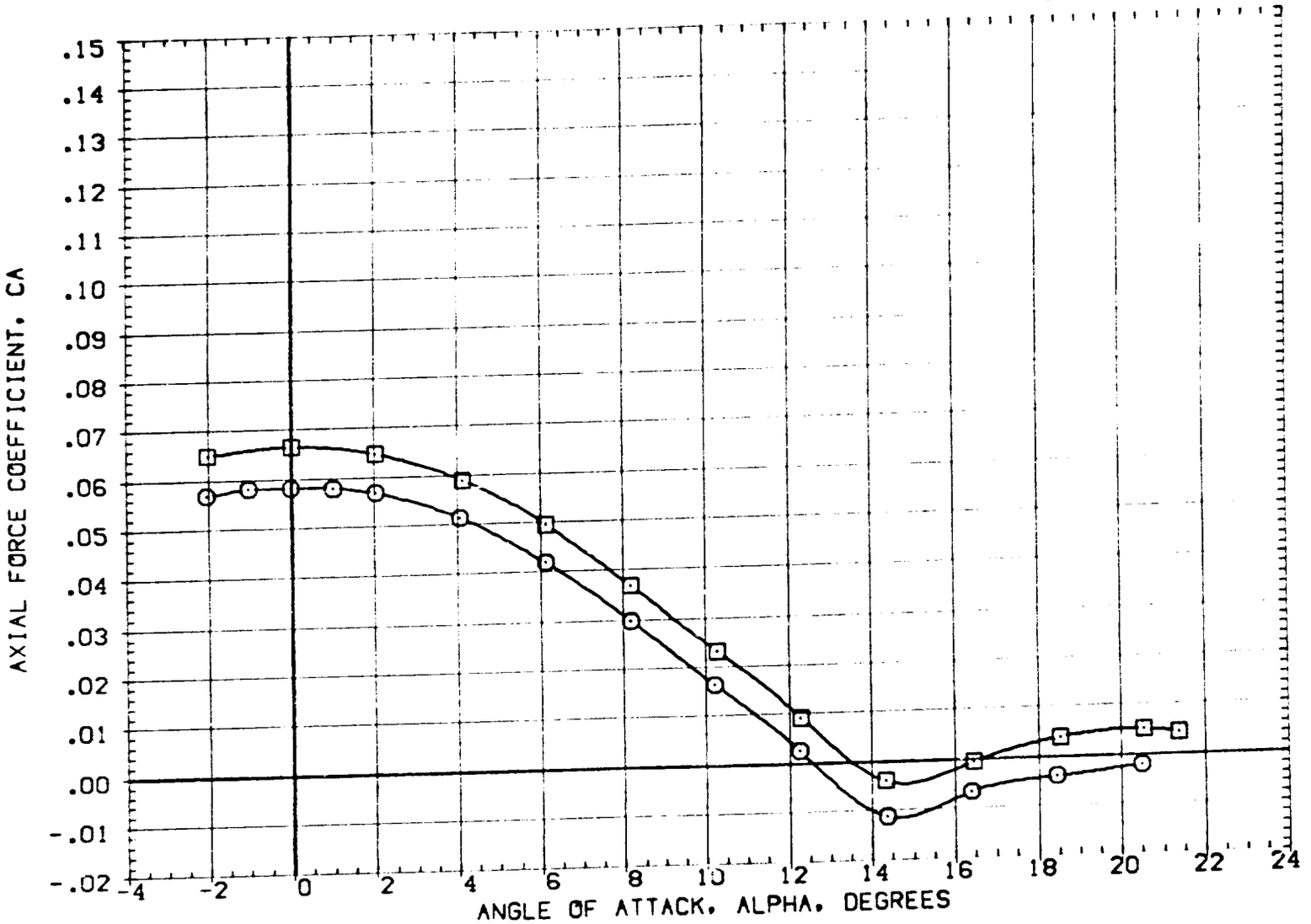

EFFECT OF SPEED BRAKE DEFLECTION

(A)MACH = .35

DATA SET SYMBOL	CONFIGURATION DESCRIPTION	SPDBRK	BOFLAP	ELEVON	RUDDER
(AQZ002) ○	LRC 8 TPT 668 0A106 B26C9E26F7M7N28R5V8W116	.000	.000	.000	.000
(RQZ001) □	LRC 8 TPT 668 0A106 B26C9E26F7M7N28R5V8W116	25.000	.000	.000	.000

REFERENCE INFORMATION

SREF	2690.0000	SQ.FT.
LREF	474.8100	IN.
BREF	936.6800	INCHES
XMRP	1076.7000	INCHES
YMRP	.0000	INCHES
ZMRP	375.0000	INCHES
SCALE	.0150	SCALE

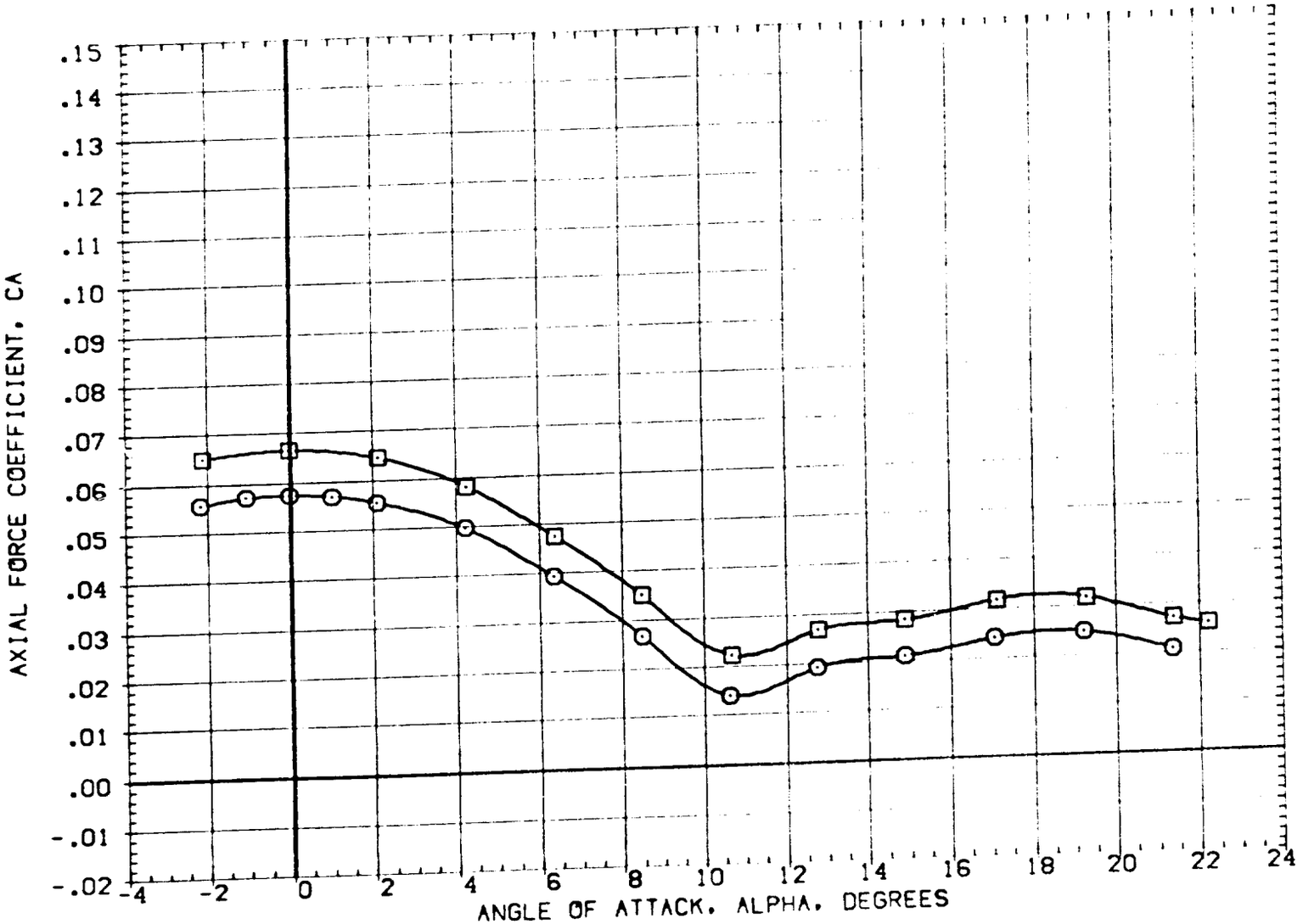

EFFECT OF SPEED BRAKE DEFLECTION

(B)MACH = [illegible]

DATA SET	SYMBOL	CONFIGURATION DESCRIPTION	SPOBRK	BOFLAP	ELEVON	RUDDER
(AQZ002)	□	LRC 8 TPT 668 0A106 B26C9E26F7M7N28R5V8V116	.000	.000	.000	.000
(RQZ001)	□	LRC 8 TPT 668 0A106 B26C9E26F7M7N28R5V8V116	25.000	.000	.000	.000

REFERENCE INFORMATION		
SREF	2690.0000	SQ.FT.
LREF	474.8100	IN.
BREF	936.6800	INCHES
XMRP	1076.7000	INCHES
YMRP	.0000	INCHES
ZMRP	375.0000	INCHES
SCALE	.0150	SCALE

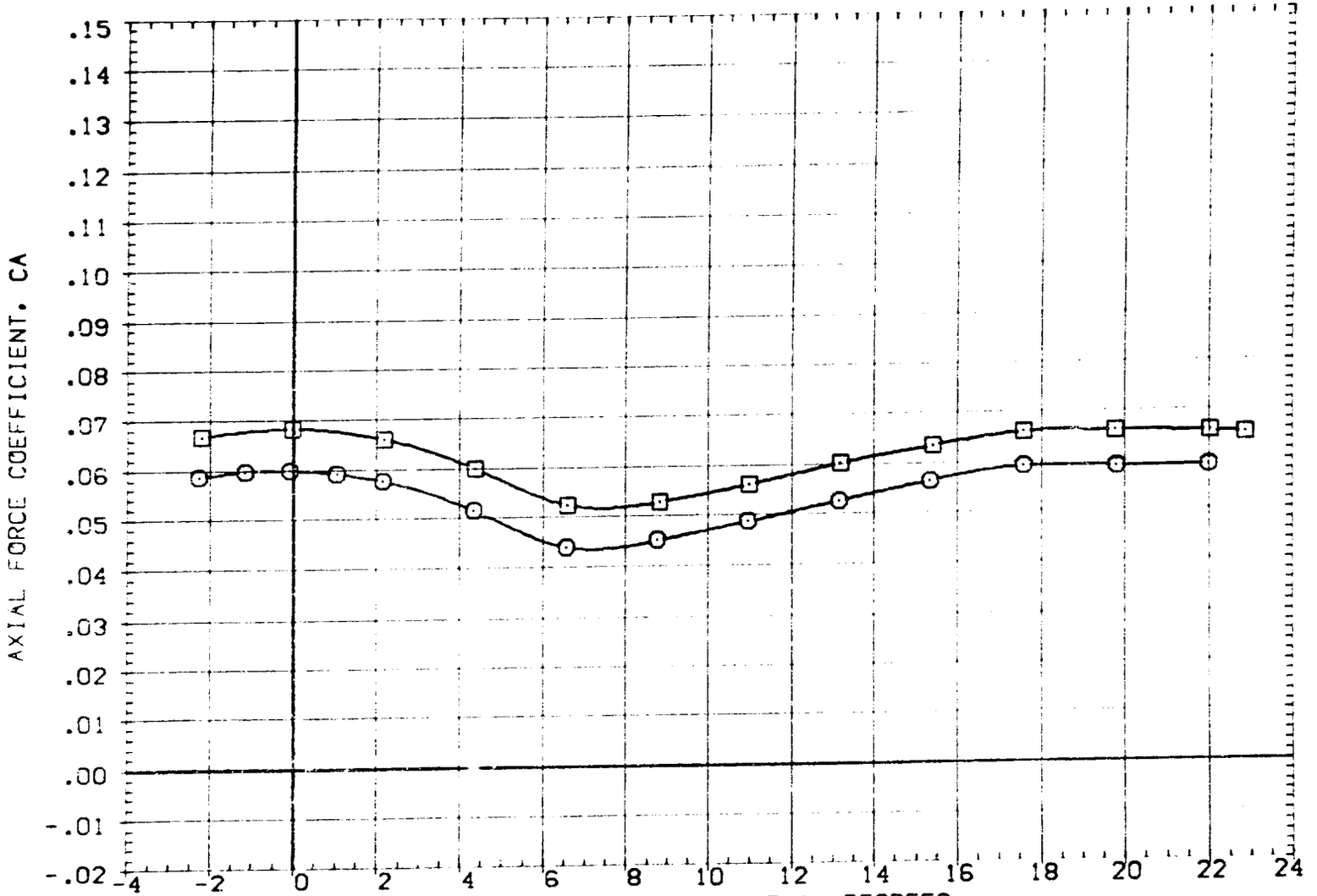

EFFECT OF SPEED BRAKE DEFLECTION

(C)MACH = .80

DATA SET SYMBOL	CONFIGURATION DESCRIPTION	SPDBRK	BOFLAP	ELEVON	RUDDER
(AQZ002)	LRC 8 TPT 668 0A106 B26C9E26F7M7N26R5V8W116	.000	.000	.000	.000
(RQZ001)	LRC 8 TPT 668 0A105 B26C9E26F7M7N28R5V8W116	25.000	.000	.000	.000

REFERENCE INFORMATION		
SREF	2690.0000	SQ.FT.
LREF	471.6000	IN.
BREF	936.6800	INCHES
XMRP	1076.7000	INCHES
YMRP	.0000	INCHES
ZMRP	375.0000	INCHES
SCALE	.0150	SCALE

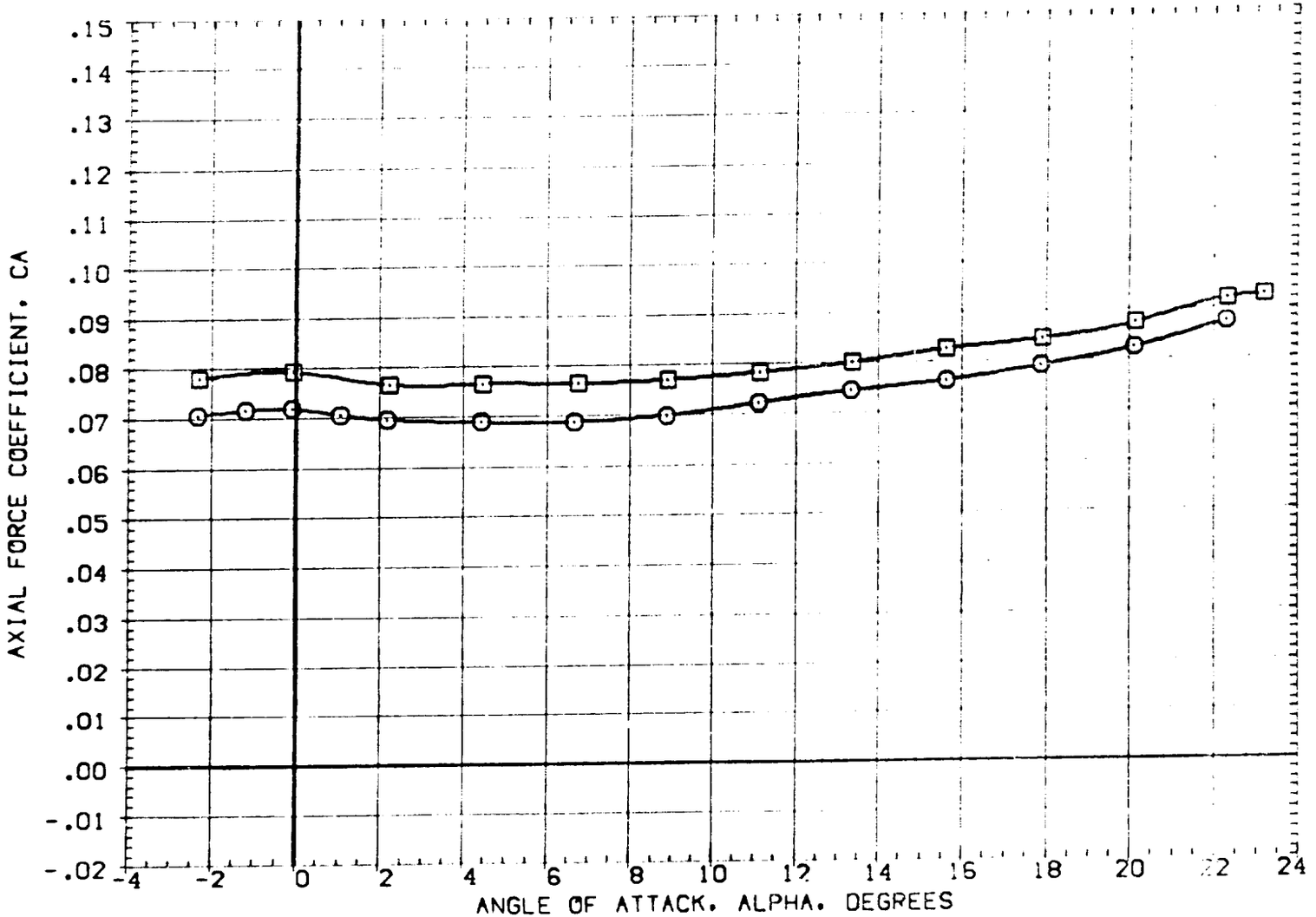

EFFECT OF SPEED BRAKE DEFLECTION

(D)MACH = .90

DATA SET SYMBOL	CONFIGURATION DESCRIPTION	SPDBRK	BOFLAP	ELEVON	RUDDER
(AQZ002) ○	LRC 8 TPT 668 0A106 B26C9E26F7M7N28R5V8W116	.000	.000	.000	.000
(RQZ001) □	LRC 8 TPT 668 0A106 B26C9E26F7M7N28R3V8W116	25.000	.000	.000	.000

REFERENCE INFORMATION

SREF	2690.0000	SQ.FT.
LREF	474.8100	IN.
BREF	936.6800	INCHES
XMRP	1076.7000	INCHES
YMRP	.0000	INCHES
ZMRP	375.0000	INCHES
SCALE	.0150	SCALE

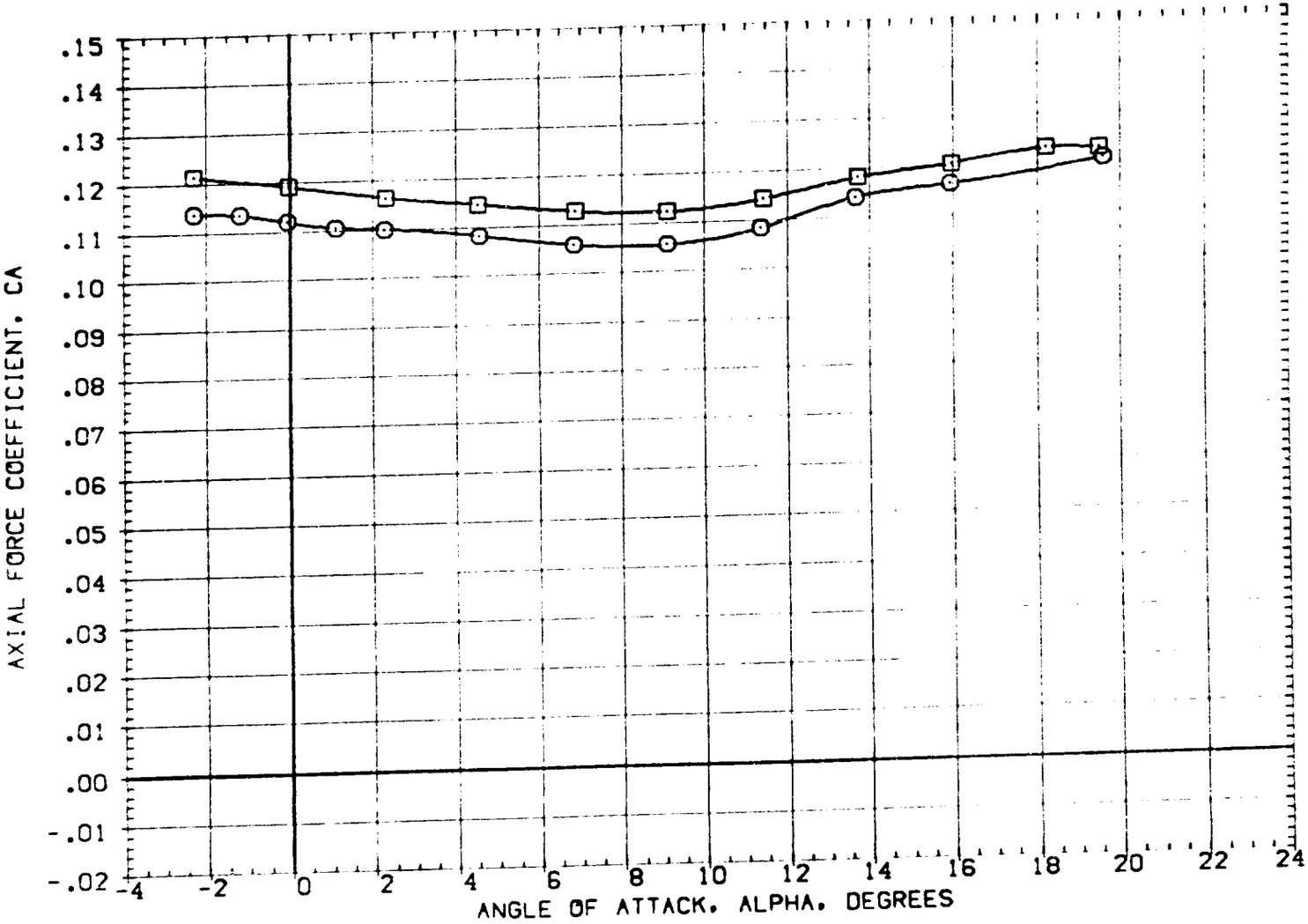

EFFECT OF SPEED BRAKE DEFLECTION

(E)MACH = .98

DATA SET	SYMBOL	CONFIGURATION DESCRIPTION	SPOBRK	BOFLAP	ELEVON	RUDDER
(AQZ002)	○	LRC B TPT 668 0A106 B26C9L26F7M7N28R5V8W116	.000	.000	.000	.000
(RQZ001)	□	LRC B TPT 668 0A106 B26C9E26F7M7N28R5V8W116	25.000	.000	.000	.000

REFERENCE INFORMATION		
SREF	2690.0000	SQ.FT.
LREF	474.8100	IN.
BREF	936.6800	INCHES
XMRP	1076.7000	INCHES
YMRP	.0000	INCHES
ZMRP	375.0000	INCHES
SCALE	.0150	SCALE

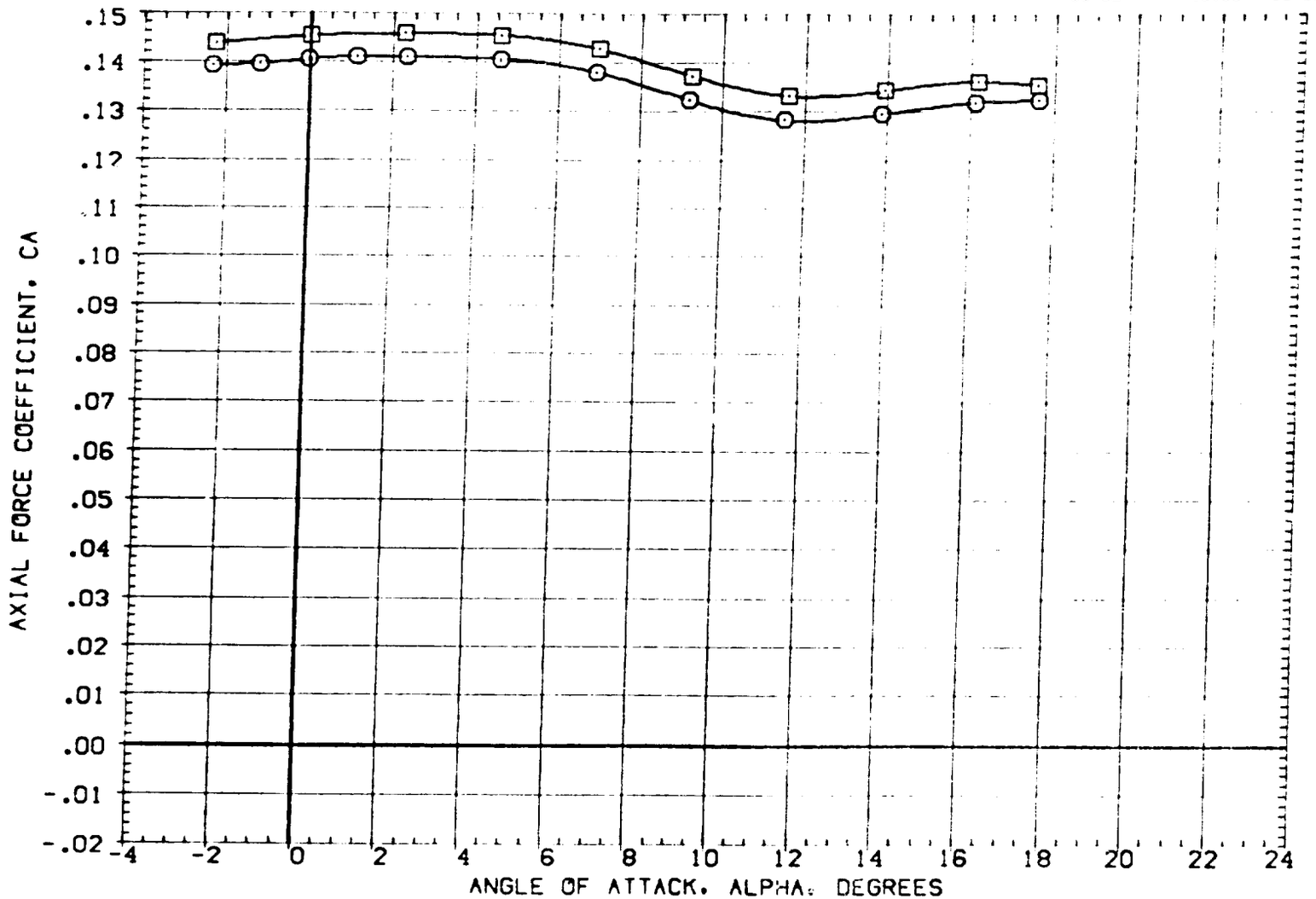

EFFECT OF SPEED BRAKE DEFLECTION

(F)MACH = 1.20

DATA SET	SYMBOL	CONFIGURATION DESCRIPTION	SPOBRK	BOFLAP	ELEVON	RUDDER
(AQZ002)	○	LRC 8 TPT 668 0A106 B26C9E26F7M7N28R5V8W116	.000	.000	.000	.000
(RQZ001)	□	LRC 8 TPT 668 0A106 B26C9E26F7M7N28R5V8W116	25.000	.000	.000	.000

REFERENCE INFORMATION		
SREF	2690.0000	SQ.FT.
LREF	474.8100	IN.
BREF	936.6800	INCHES
XMRP	1076.7000	INCHES
YMRP	.0000	INCHES
ZMRP	375.0000	INCHES
SCALE	.0150	SCALE

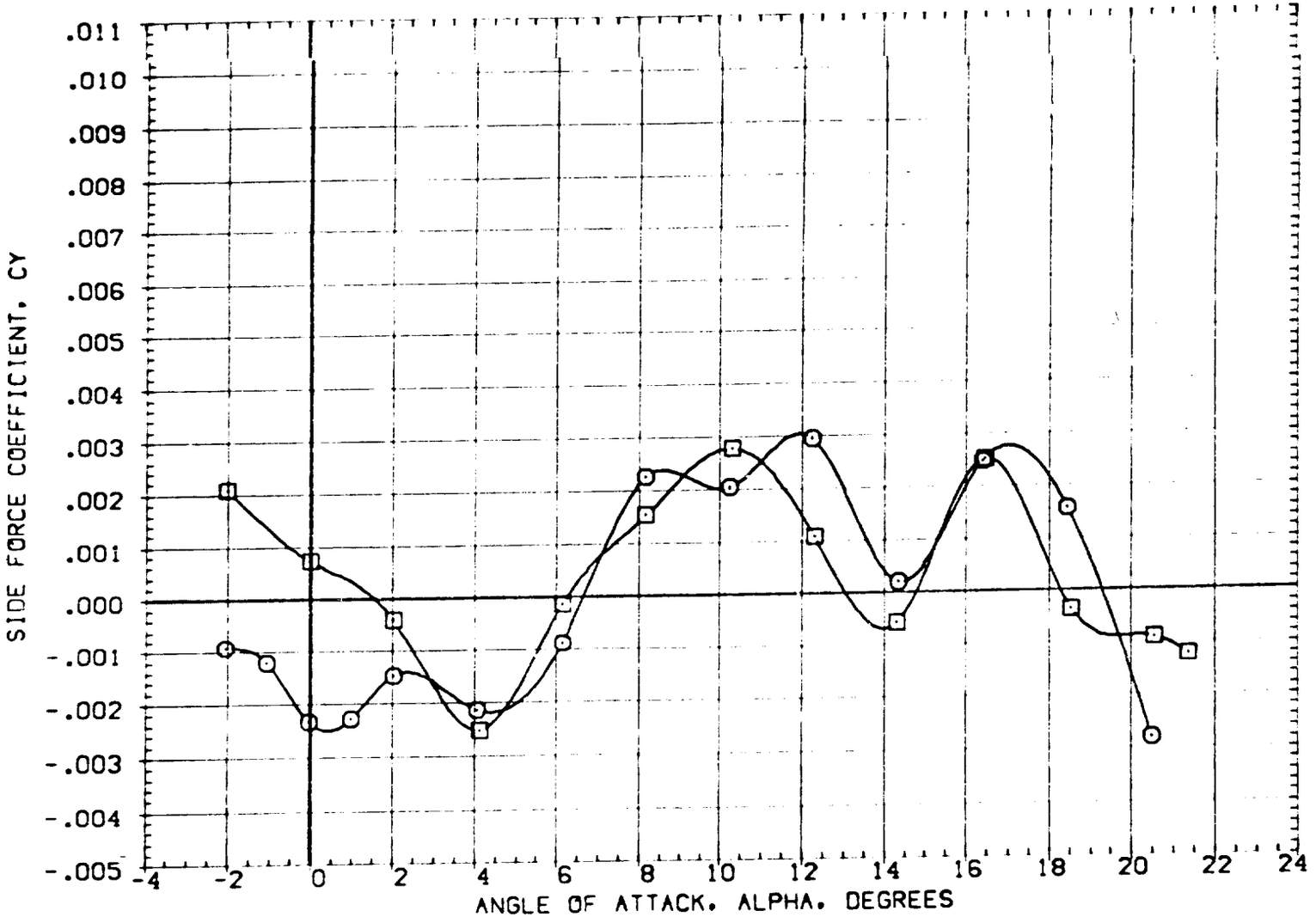

EFFECT OF SPEED BRAKE DEFLECTION

(A)MACH = .35

DATA SET SYMBOL	CONFIGURATION DESCRIPTION	SPDBRK	BDFLAP	ELEVON	RUDDER
(ADZ002) □	LNC 8 TP1 668 0A106 B26C9E26F7M7N28R5V8W116	.000	.000	.000	.000
(RQZ001) □	LNC 8 TP1 668 0A106 B26C9E26F7M7N28R5V8W116	25.000	.000	.000	.000

REFERENCE INFORMATION

SREF	2690.0000	SQ.FT.
LREF	474.8100	IN.
BREF	936.6800	INCHES
XMRP	1076.7000	INCHES
YMRP	.0000	INCHES
ZMRP	375.0000	INCHES
SCALE	.0150	SCALE

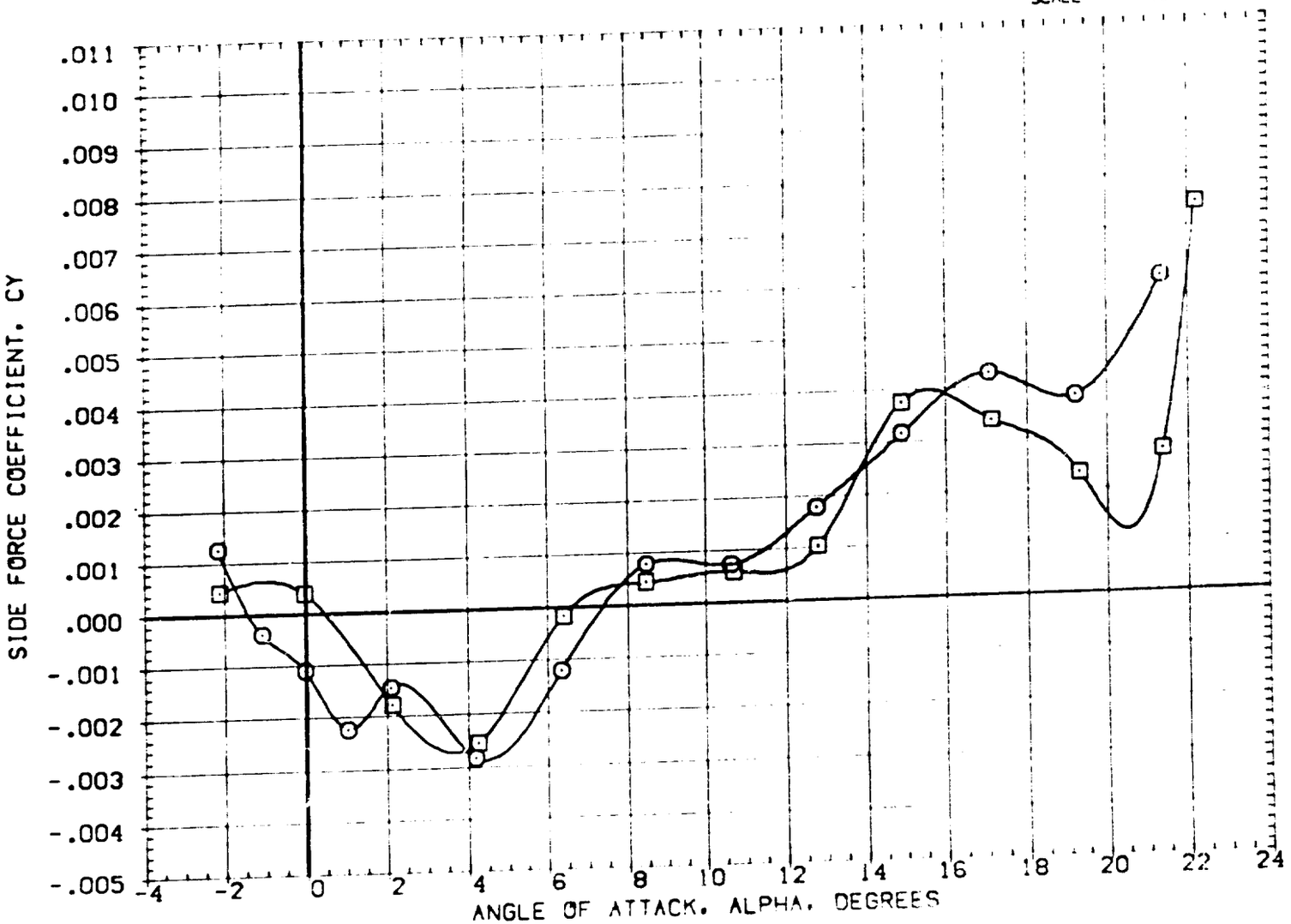

EFFECT OF SPEED BRAKE DEFLECTION

(B)MACH = .60

DATA SET SYMBOL		CONFIGURATION DESCRIPTION	SPOBRK	BOFLAP	ELEVON	RUDDER
(AQZ002)	○	LRC 0 TPT 668 0A106 B26C9E26F7M7N20R5V8V116	.000	.000	.000	.000
(RQZ001)	□	LRC 0 TPT 668 0A106 B26C9E26F7M7N20R5V8V116	25.000	.000	.000	.000

REFERENCE INFORMATION

SREF	2690.0000	SQ.FT.
LREF	474.8100	IN.
BREF	936.6800	INCHES
XMRP	1076.7000	INCHES
YMRP	.0000	INCHES
ZMRP	375.0000	INCHES
SCALE	.0150	SCALE

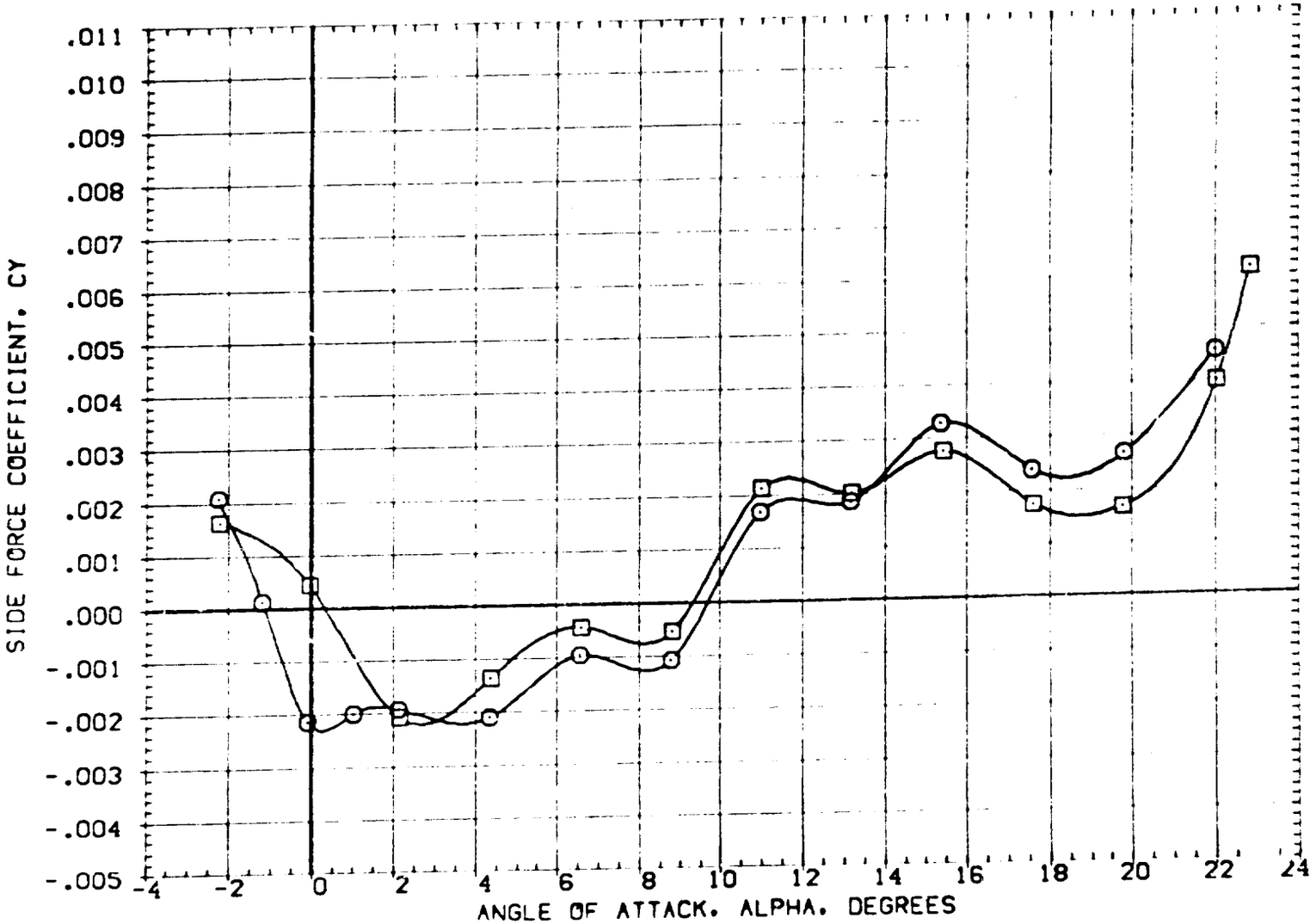

EFFECT OF SPEED BRAKE DEFLECTION

(C)MACH = .80

DATA SET	SYMBOL	CONFIGURATION DESCRIPTION	SPDBRK	BDFLAP	ELEVON	RUDDER
(AQZ002)	□	LRC 8 TPT 668 DA106 B26C9E26F7M7N24R5V8W116	.000	.000	.000	.000
(RQZ001)	—	LRC 8 PT 668 DA106 B26C9E26F7M7N28R5V8W116	25.000	.000	.000	.000

REFERENCE INFORMATION

SREF	2690.0000	SQ.FT.
LREF	474.8100	IN.
BREF	936.6800	INCHES
XMRP	1076.7000	INCHES
YMRP	.0000	INCHES
ZMRP	375.0000	INCHES
SCALE	.0150	SCALE

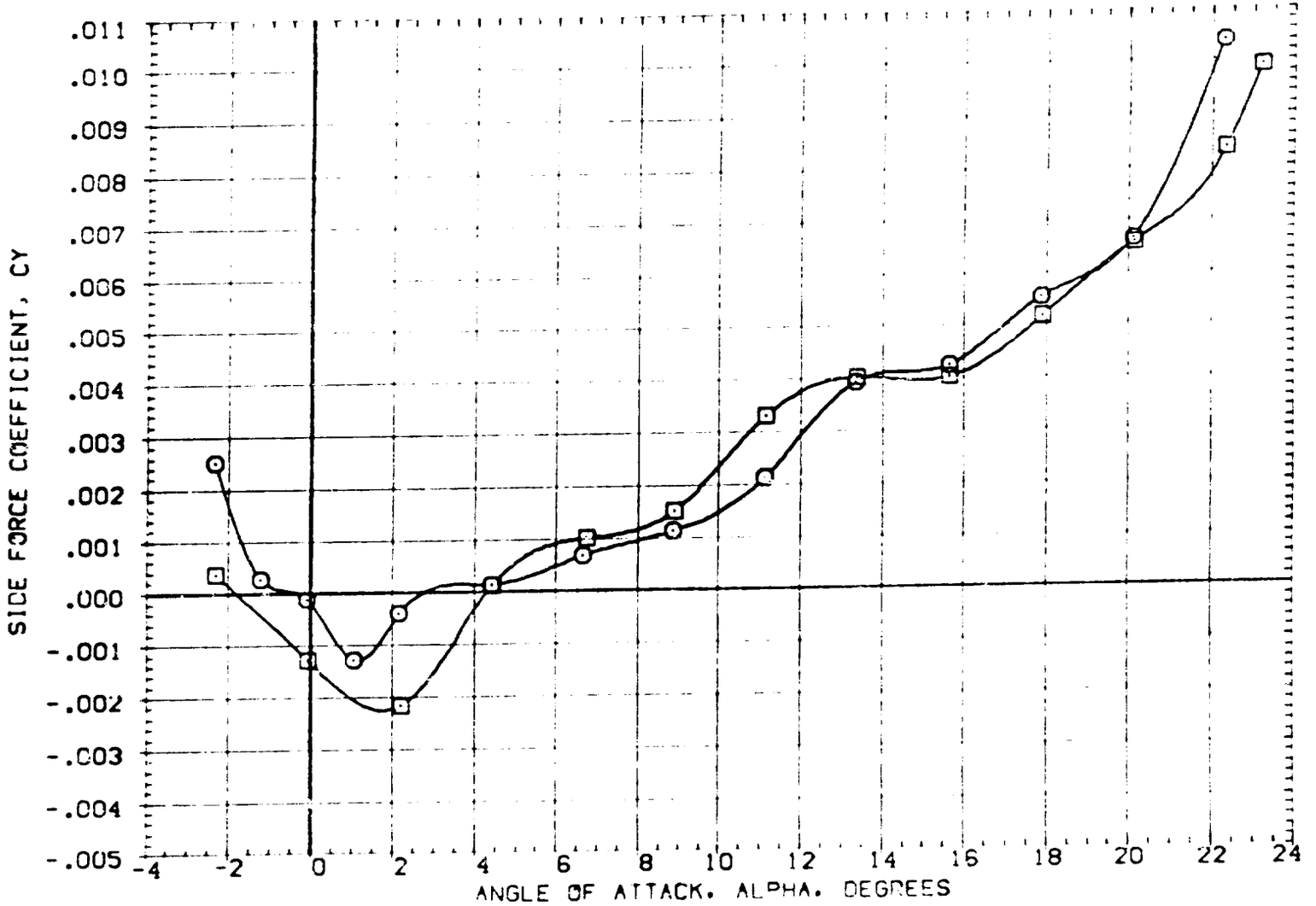

EFFECT OF SPEED BRAKE DEFLECTION

(D)MACH = .90

DATA SET SYMBOL	CONFIGURATION DESCRIPTION	SPOBRK	BOFLAP	ELEVON	RUDDER
(AQZ002) ○	LRC @ TPT 668 0A106 B26C9E26F7M7N28R5V8W116	.000	.000	.000	.000
(RQZ001) □	LRC @ TPT 668 0A106 B26C9E26F7M7N28R5V8W116	25.000	.000	.000	.000

REFERENCE INFORMATION

SREF	2690.0000	SQ.FT.
LREF	474.8100	IN.
BREF	936.6800	INCHES
XMRP	1076.7000	INCHES
YMRP	.0000	INCHES
ZMRP	375.0000	INCHES
SCALE	.0150	SCALE

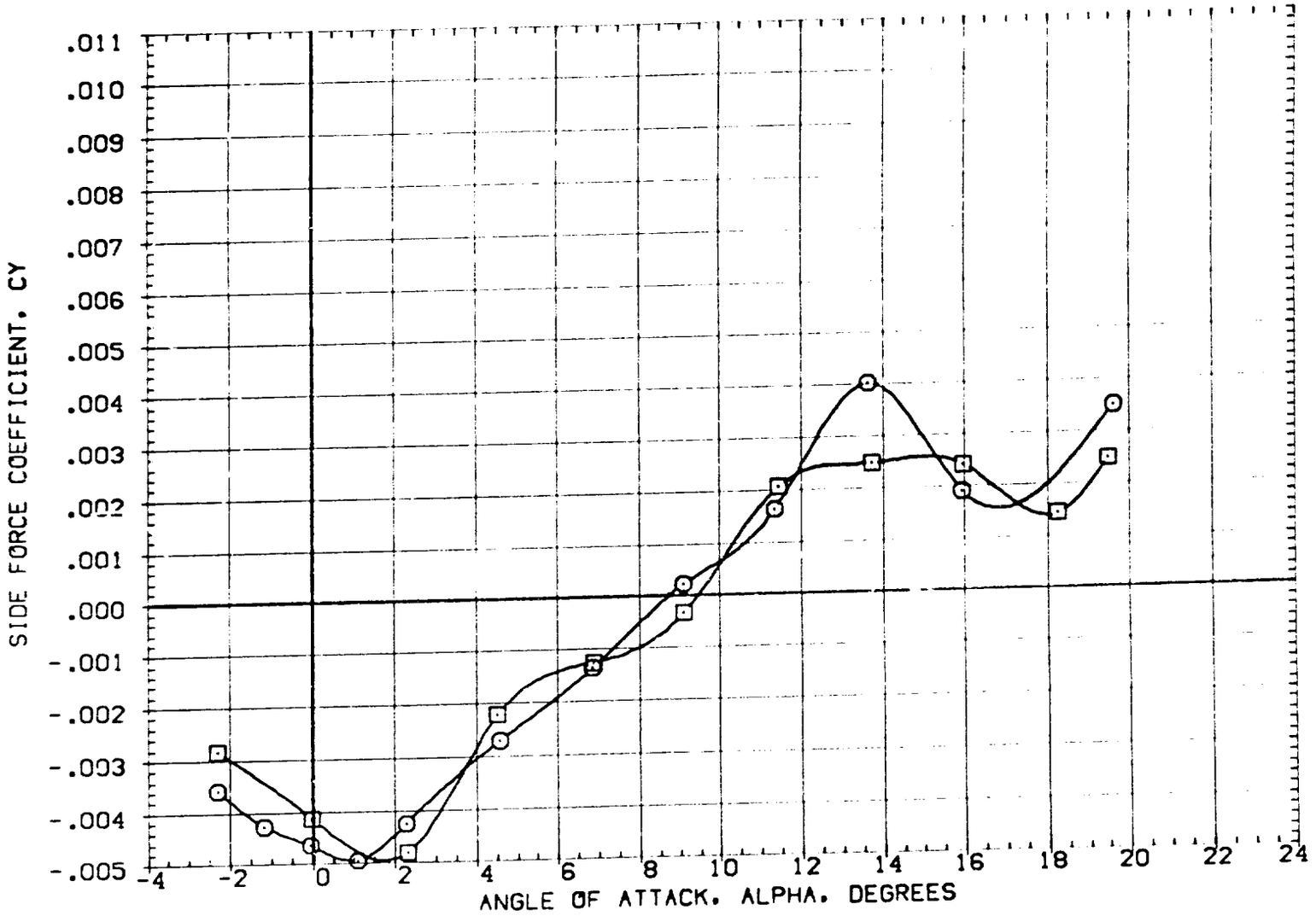

EFFECT OF SPEED BRAKE DEFLECTION

(E)MACH = .98

DATA SET SYMBOL	CONFIGURATION DESCRIPTION	SPDBRK	DOFLAP	ELEVON	RUDDER
(AQZ002) □	LRC 8 TPT 668 0A106 B26C9E26F7M7N26R5V8W116	.000	.000	.000	.000
(RQZ001)	LRC 8 TPT 668 0A106 B26C9E26F7M7N26R5V8W116	25.000	.000	.000	.000

REFERENCE INFORMATION

SREF	2690.0000	SQ.FT.
LREF	474.8100	IN.
BREF	930.6800	INCHES
XMRP	1076.7000	INCHES
YMRP	.0000	INCHES
ZMRP	375.0000	INCHES
SCALE	.0150	SCALE

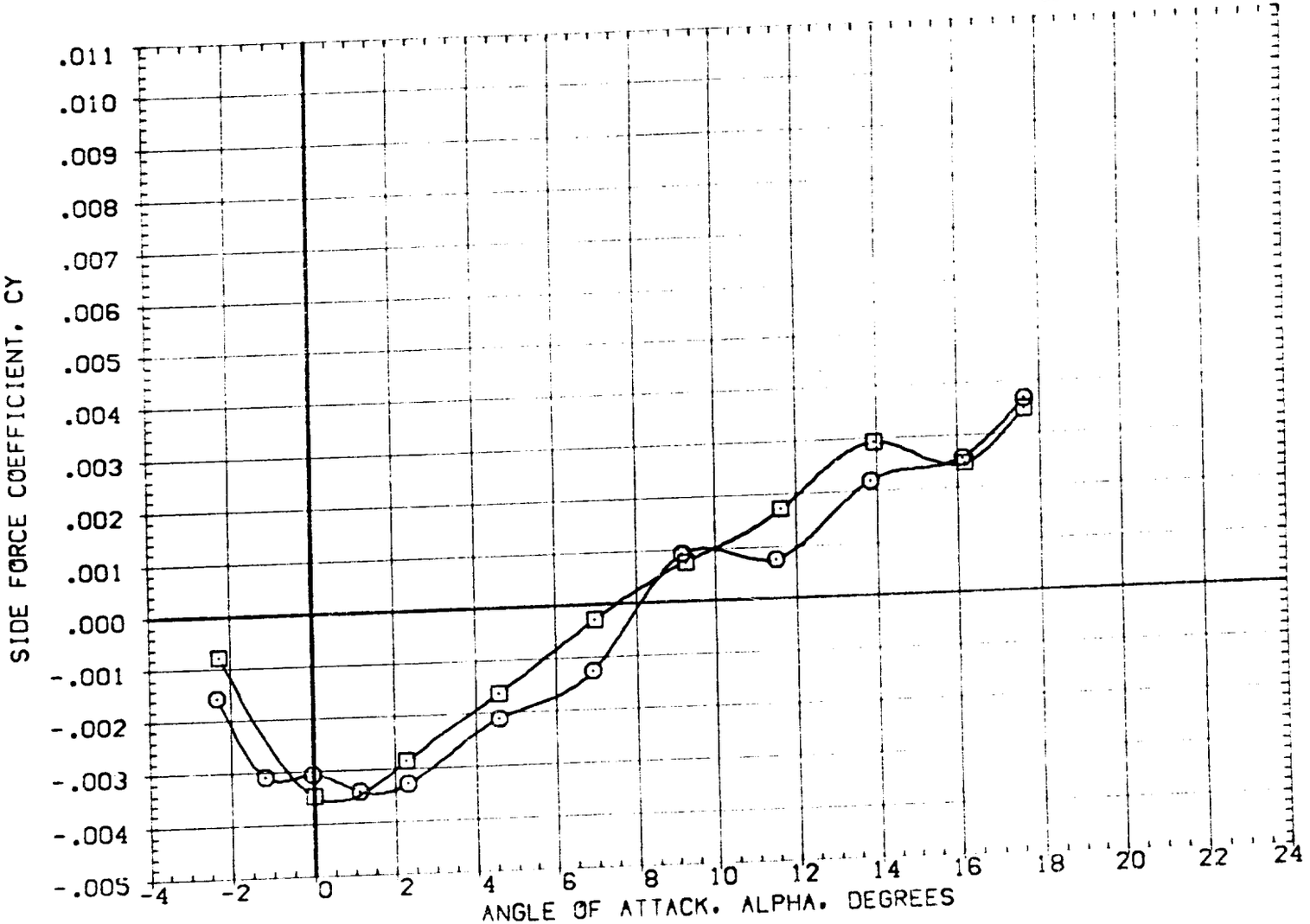

EFFECT OF SPEED BRAKE DEFLECTION

(F)MACH = 1.20

DATA SET	SYMBOL	CONFIGURATION DESCRIPTION	SPOBRK	BDFLAP	ELEVON	RUDDER
(AQZ002)	□	LRC 8 TPT 668 0A106 B26C9E26F7M7N28R5V8W116	.000	.000	.000	.000
(RQZ001)	□	LRC 8 TPT 668 0A106 B26C9E26F7M7N28R5V8W116	25.000	.000	.000	.000

REFERENCE INFORMATION		
SREF	2690.0000	SQ.FT.
LREF	474.8100	IN.
BREF	936.6800	INCHES
XMRP	1076.7000	INCHES
YMRP	.0000	INCHES
ZMRP	375.0000	INCHES
SCALE	.015C	SCALE

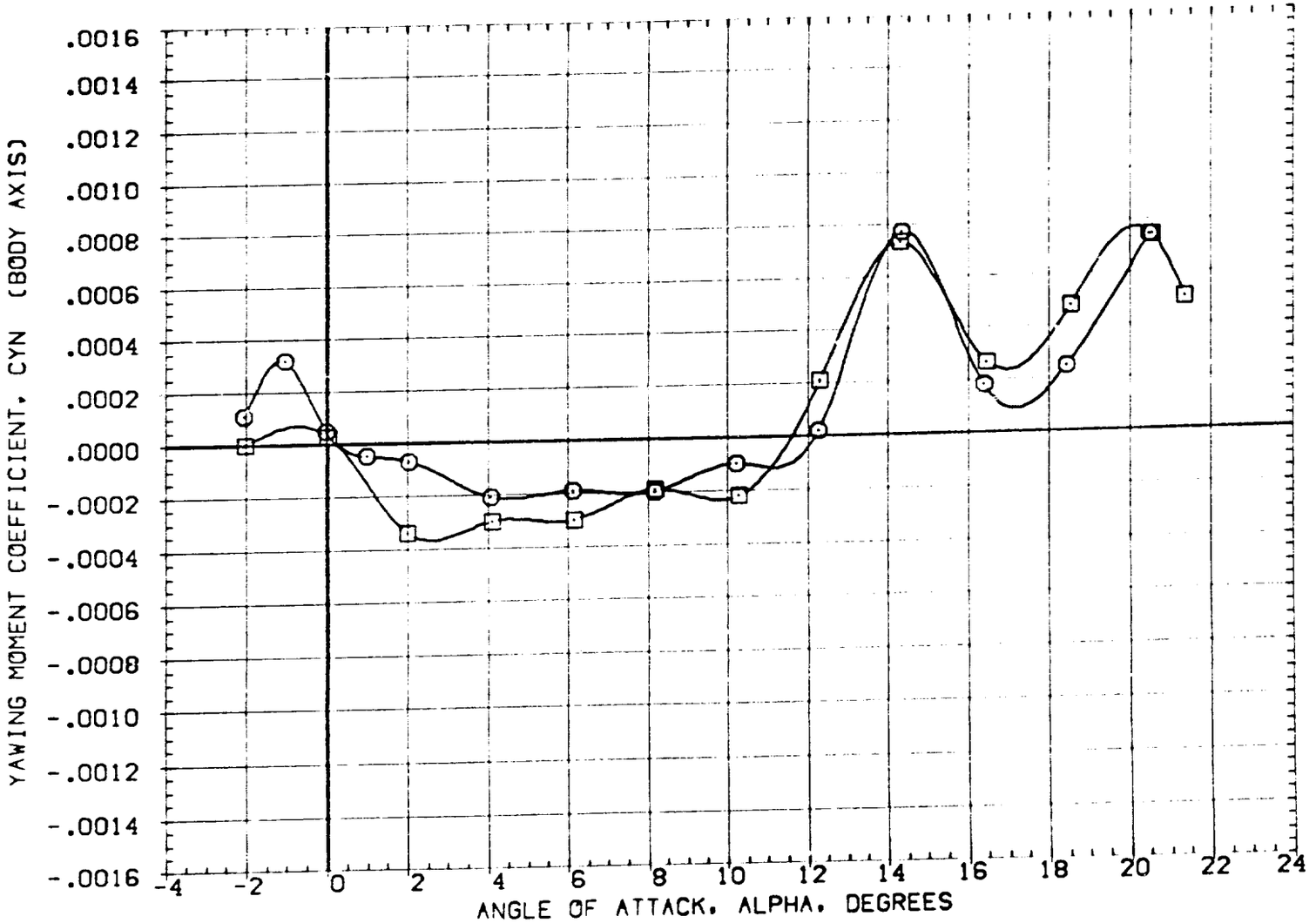

EFFECT OF SPEED BRAKE DEFLECTION

(A)MACH = .35

DATA SET SYMBOL		CONFIGURATION DESCRIPTION	SPOBRK	BOFLAP	ELEVON	RUDDER
(AQZ002)	□	LRC 8 TPT 668 DA106 B26C9E26F7M7N28R5V8W116	.000	.000	.000	.000
(RQZ001)	□	LRC 8 TPT 668 DA106 B26C9E26F7M7N28R5V8W116	25.000	.000	.000	.000

REFERENCE INFORMATION		
SREF	2690.7000	SQ.FT.
LREF	474.8100	IN.
BREF	936.6800	INCHES
XMRP	1076.7000	INCHES
YMRP	.0000	INCHES
ZMRP	375.0000	INCHES
SCALE	.0150	SCALE

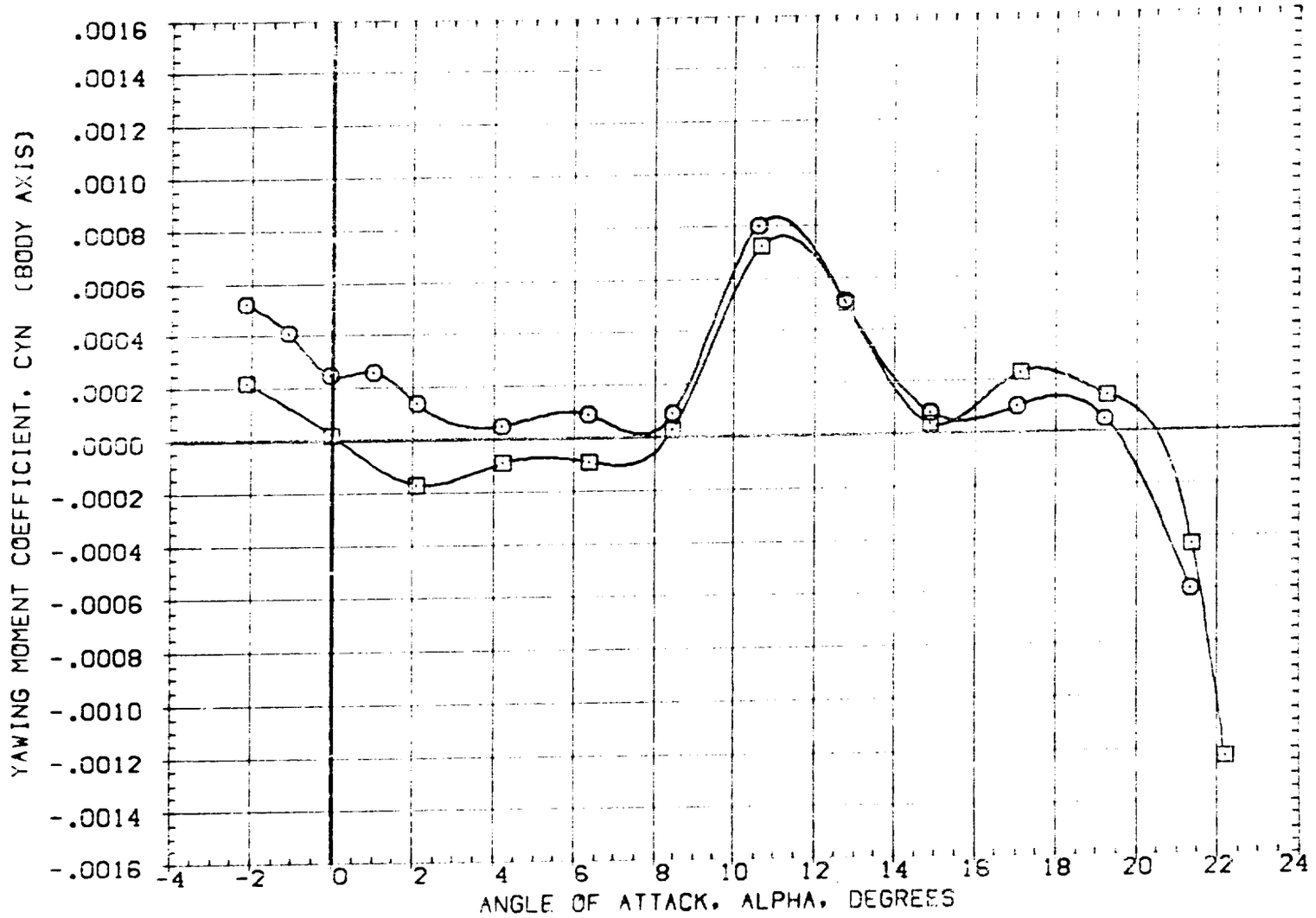

EFFECT OF SPEED BRAKE DEFLECTION

(B)MACH = .60

DATA SET SYMBOL	CONFIGURATION DESCRIPTION	SPOBRK	BOFLAP	ELEVON	RUDDER
(AQZ002)	LRC 8 TPT 66R 0A106 B26C9E26F7M7N28R5V8W116	.000	.000	.000	.000
(RQZ001)	LRC 8 TPT 66b 0A106 B26C9E26F7M7N28R5V8W116	25.000	.000	.000	.000

REFERENCE INFORMATION		
SREF	2690.0000	SQ.FT.
LREF	474.8100	IN.
BREF	936.6800	INCHES
XMRP	1076.7000	INCHES
YMRP	.0000	INCHES
ZMRP	375.0000	INCHES
SCALE	.0150	SCALE

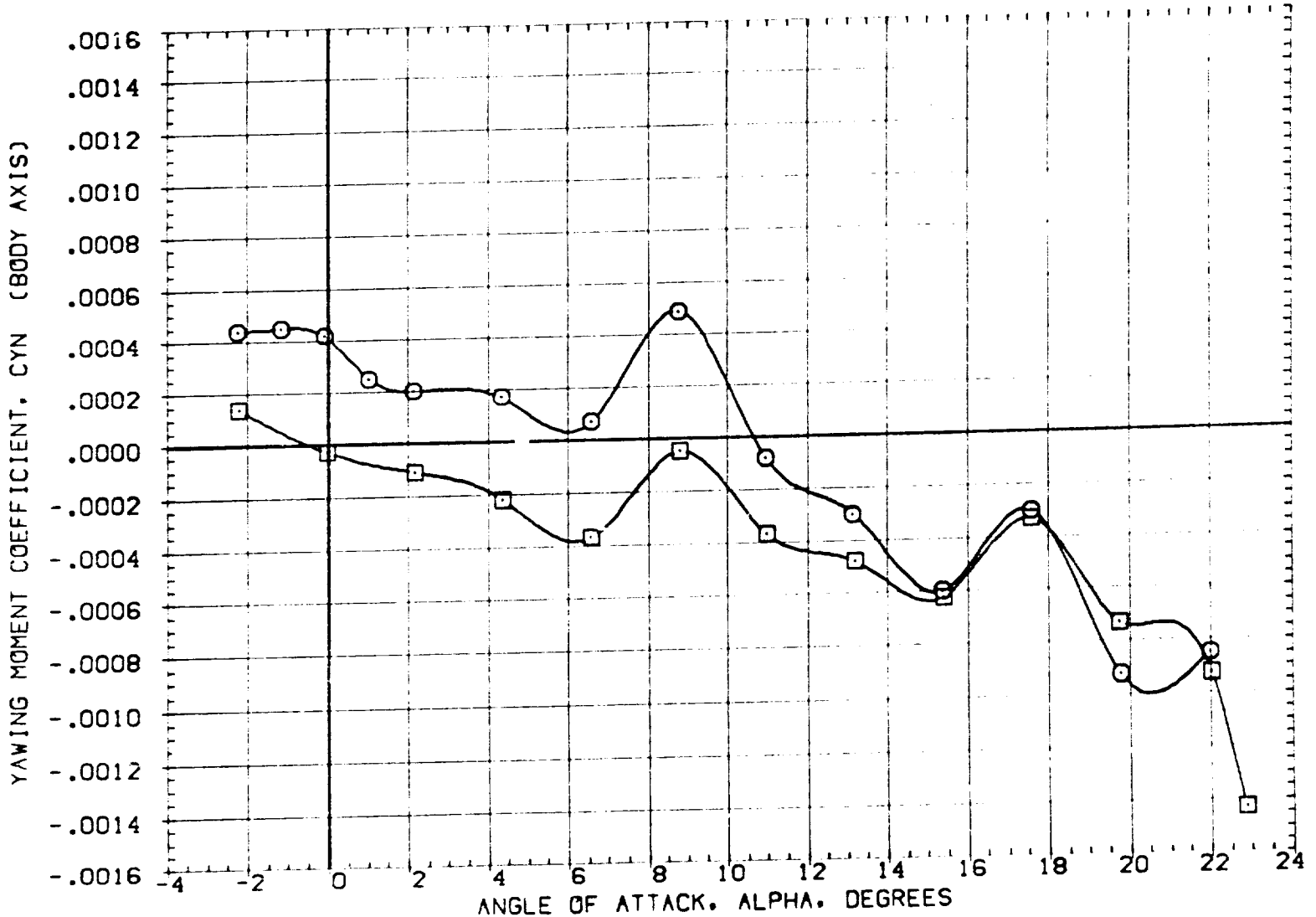

EFFECT OF SPEED BRAKE DEFLECTION

(C)MACH = .80

DATA SET	SYMBOL	CONFIGURATION DESCRIPTION	SPOIBRK	BOFLAP	ELEVON	RUDDER
(AQZ002)	O	LRC 8 TPT 668 0A106 B26C9E26F7M7N28R5V8W116	.000	.000	.000	.000
(AQZ001)	□	LRC 8 TPT 668 0A106 B26C9E26F7M7N28R5V8W116	25.000	.000	.000	.000

REFERENCE INFORMATION		
SREF	2590.0000	SQ.FT.
LREF	474.8100	INCHES
BREF	936.5800	INCHES
XMRP	1076.7000	INCHES
YMRP	.0000	INCHES
ZMRP	375.0000	INCHES
SCALE	.0150	SCALE

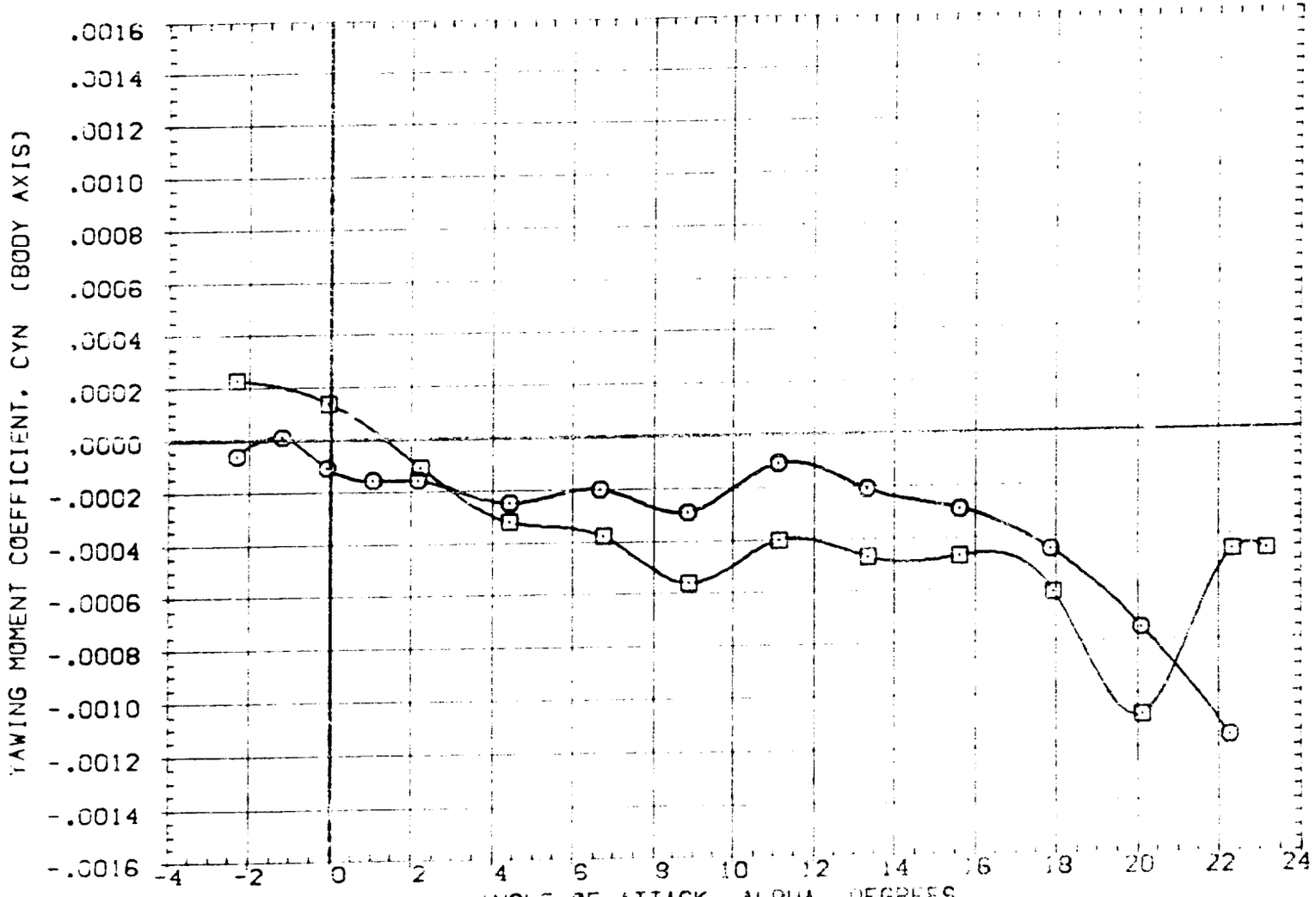

EFFECT OF SPEED BRAKE DEFLECTION

(O)MACH = .90

DATA SET	SYMBOL	CONFIGURATION DESCRIPTION	SPOBRK	BOFLAP	ELEVON	RUDDER
(AQZC02)	☐	LRC 8 TPT 668 0A106 B26C9E26F7M7N20R5V8W116	.000	.000	.000	.000
(RQZ001)	☐	LRC 8 TPT 668 0A106 B26C9E26F7M7N20R5V8W116	25.000	.000	.000	.000

REFERENCE INFORMATION		
SREF	2690.0000	SQ.FT.
LREF	474.8100	IN.
BREF	936.6800	INCHES
XMRP	1076.7000	INCHES
YMRP	.0000	INCHES
ZMRP	375.0000	INCHES
SCALE	.0150	SCALE

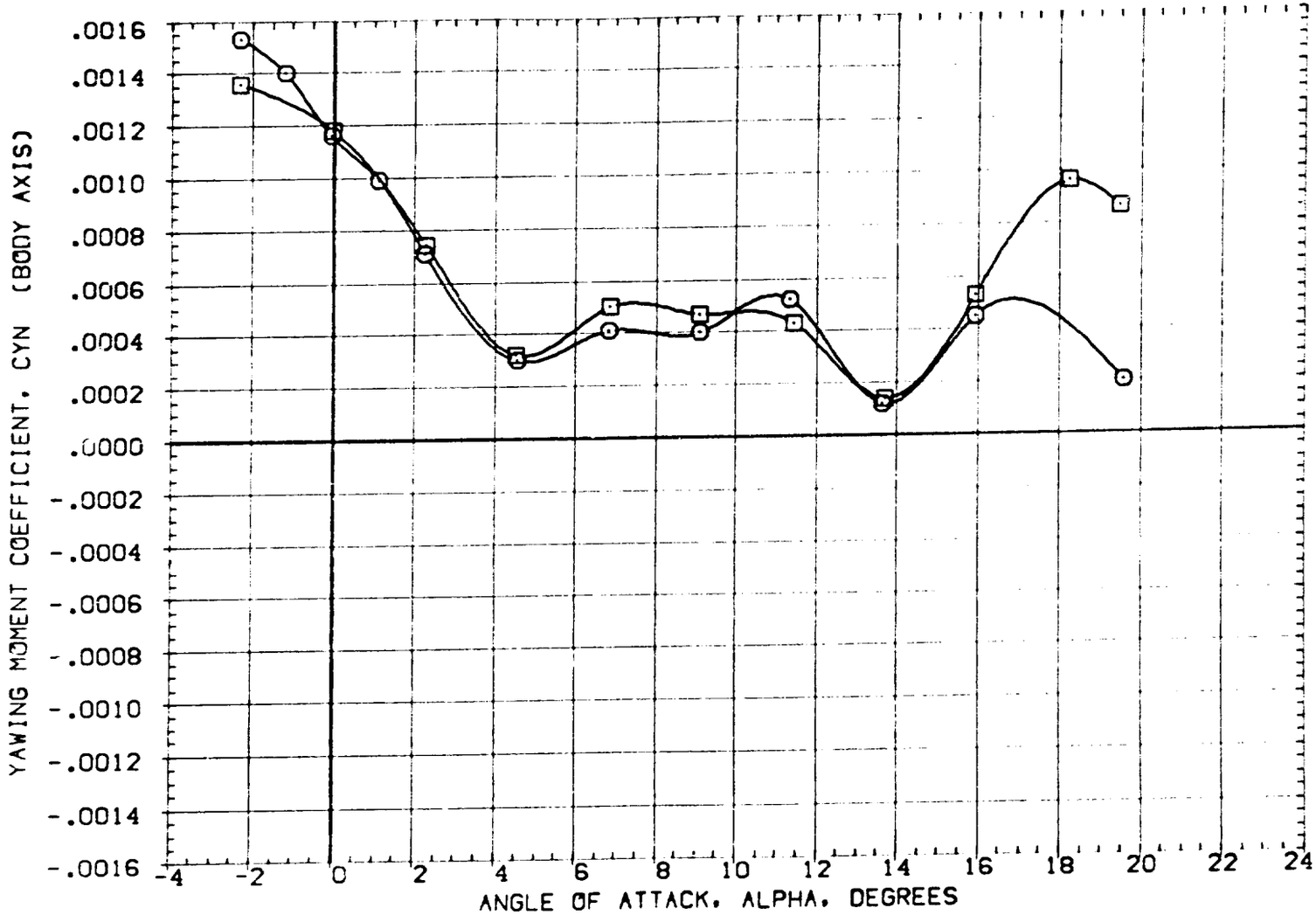

EFFECT OF SPEED BRAKE DEFLECTION

(E)MACH = .98

DATA SET SYMBOL	CONFIGURATION DESCRIPTION	SPDBRK	BDFLAP	ELEVON	RUDDER
(AQZ002)	LRC 8 TPT 668 0A106 826C9E26F7M7N28R5V8W115	.000	.000	.000	.000
(RQZ001)	LRC 8 TPT 668 0A106 826C9E26F7M7N28R5V8W116	25.000	.000	.000	.000

REFERENCE INFORMATION		
SREF	2690.0000	SQ.FT.
LREF	474.8100	IN.
BREF	936.6800	INCHES
XMRP	1076.7000	INCHES
YMRP	.0000	INCHES
ZMRP	375.0000	INCHES
SCALE	.0150	SCALE

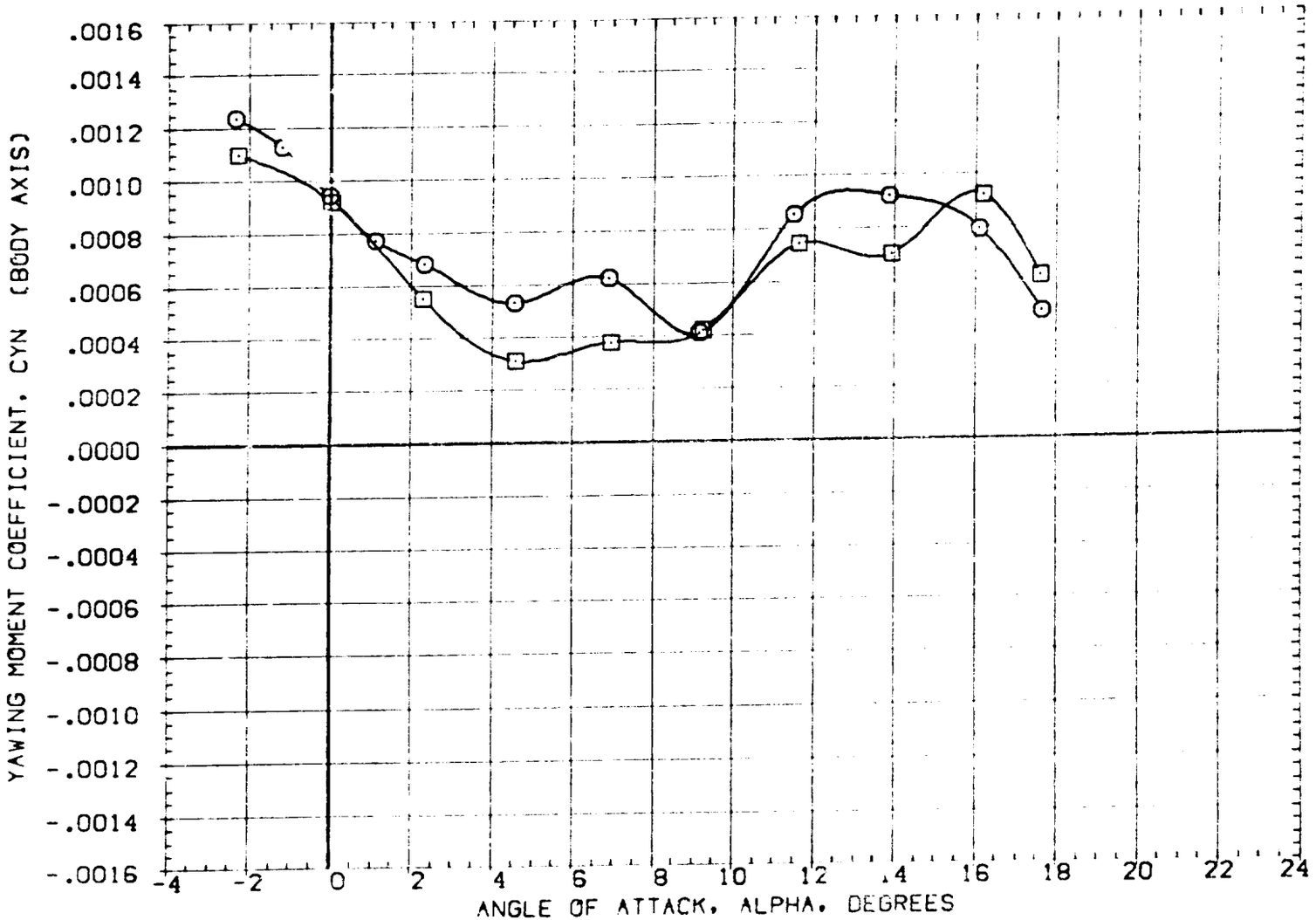

EFFECT OF SPEED BRAKE DEFLECTION

(F) MACH = 1.20

DATA SET	SYMBOL	CONFIGURATION DESCRIPTION	SPOBRK	BOFLAP	ELEVON	RUDDER
(AQZ002)	□	LRC 8 TPT 668 0A106 B26C9E26F7M7N28R5V8W116	.000	.000	.000	.000
(RQZ001)	□	LRC 8 TPT 668 0A106 B26C9E26F7M7N28R5V8W116	25.000	.000	.000	.000

REFERENCE INFORMATION		
SREF	2690.0000	SQ.FT.
LREF	474.8100	IN.
BREF	936.6800	INCHES
XMRP	1076.7000	INCHES
YMRP	.0000	INCHES
ZMRP	375.0000	INCHES
SCALE	.0150	SCALE

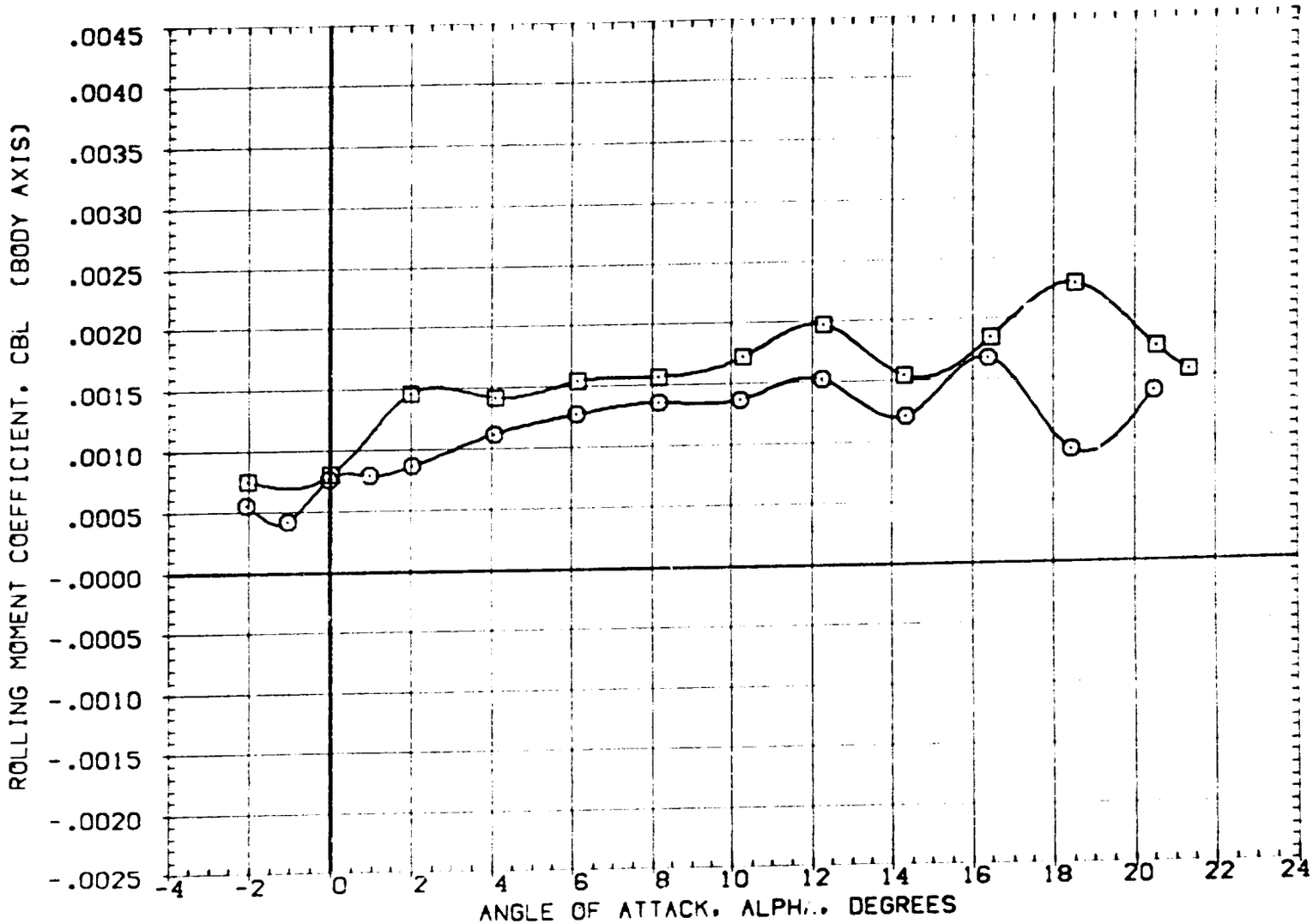

EFFECT OF SPEED BRAKE DEFLECTION

(A)MACH = .35

DATA SET SYMBOL	CONFIGURATION DESCRIPTION	SPOBRK	BOFLAP	ELEVON	RUDDER
(AQZ002)	LRC 8 TPT 668 0A106 B26C9E26F7M7N28R5V8V116	.000	.000	.000	.000
(RQZ001)	LRC 8 TPT 668 0A106 B26C9E26F7M7N28R5V8V116	25.000	.000	.000	.000

REFERENCE INFORMATION		
SREF	2690.0000	SQ.FT.
LREF	474.8100	IN.
BREF	936.6800	INCHES
XMRP	1076.7000	INCHES
YMRP	.0000	INCHES
ZMRP	375.0000	INCHES
SCALE	.0150	SCALE

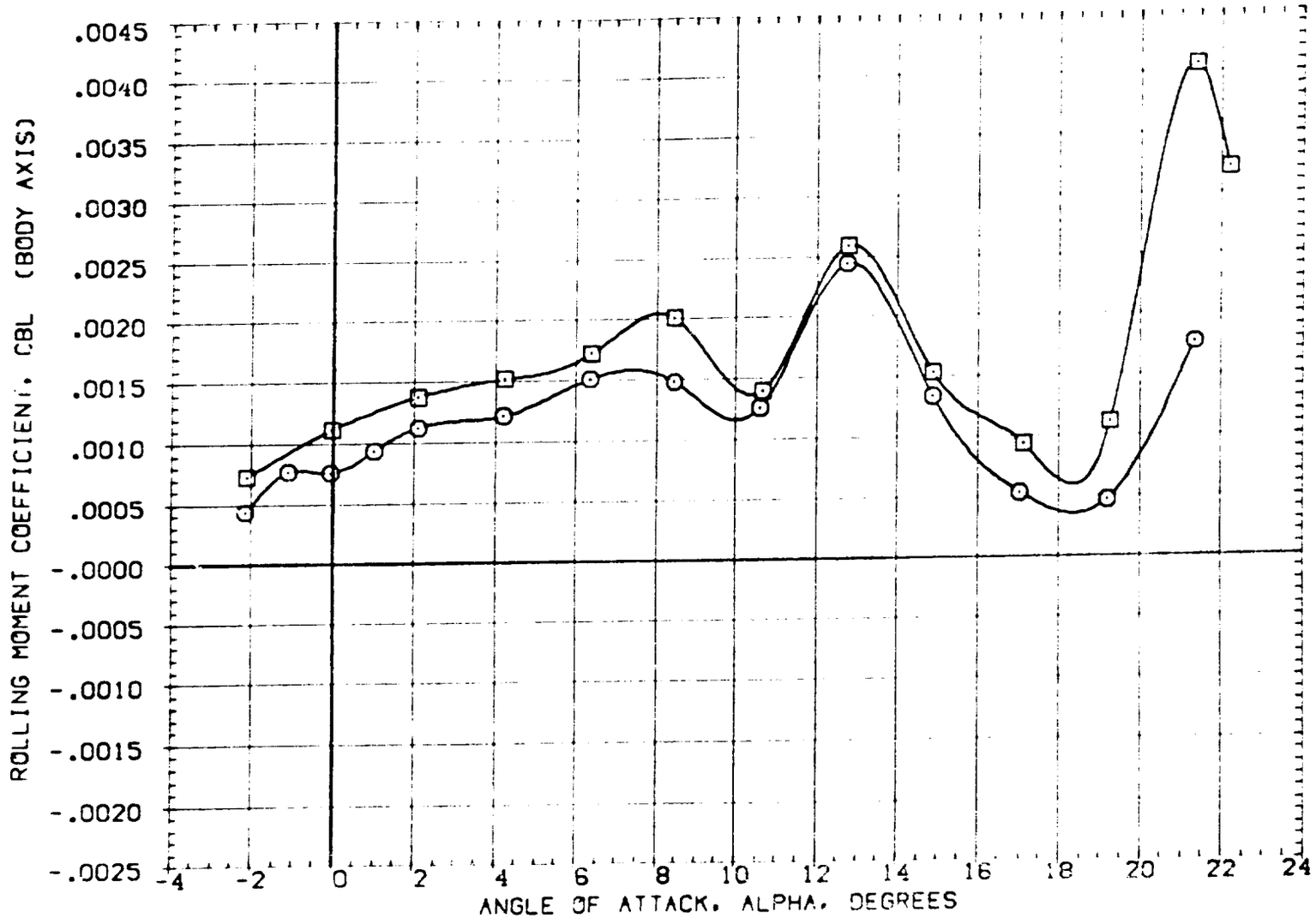

EFFECT OF SPEED BRAKE DEFLECTION

(B)MACH = .60

DATA SET	SYMBOL	CONFIGURATION DESCRIPTION	SPDBRK	BDFLAP	ELEVON	RUDDER
(AQZ002)	□	LRC 8 TPT 668 0A106 B26C9E26F7M7N28R5V8W116	.000	.000	.000	.000
(RQZ001)		LRC 8 TPT 668 0A106 B26C9E26F7M7N28R5V8W116	25.000	.000	.000	.000

REFERENCE INFORMATION		
SREF	2690.0000	SQ.FT.
LREF	474.8100	IN.
BREF	936.6800	INCHES
XMRP	1076.7000	INCHES
YMRP	.0000	INCHES
ZMRP	375.0000	INCHES
SCALE	.0150	SCALE

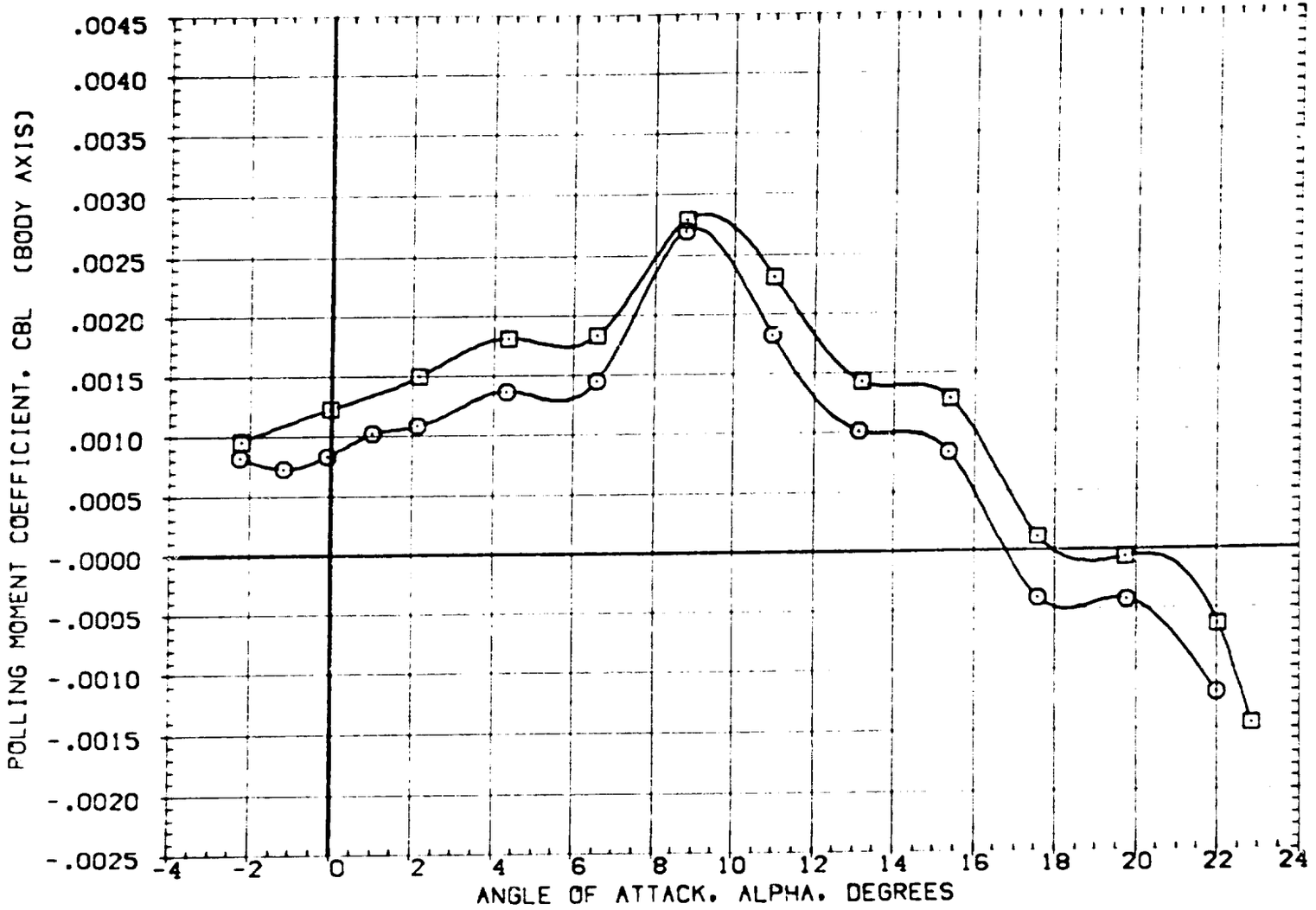

EFFECT OF SPEED BRAKE DEFLECTION

(C)MACH = .80

DATA SET SYMBOL	CONFIGURATION DESCRIPTION	SPOBRK	30FLAP	ELEVON	RUDDER
(AQZ002) ○	LRC 8 TPT 668 0A106 B26C9E26F7M7N28R5V8W116	.000	.000	.000	.000
(RQZ001) □	LRC 8 TPT 668 0A106 B26C9E26F7M7N28R5V8W116	25.000	.000	.000	.000

REFERENCE INFORMATION		
SREF	2690.0000	SQ.FT.
LREF	474.8100	IN.
BREF	936.6800	INCHES
XMRP	1076.7000	INCHES
YMRP	.0000	INCHES
ZMRP	375.0000	INCHES
SCALE	.0150	SCALE

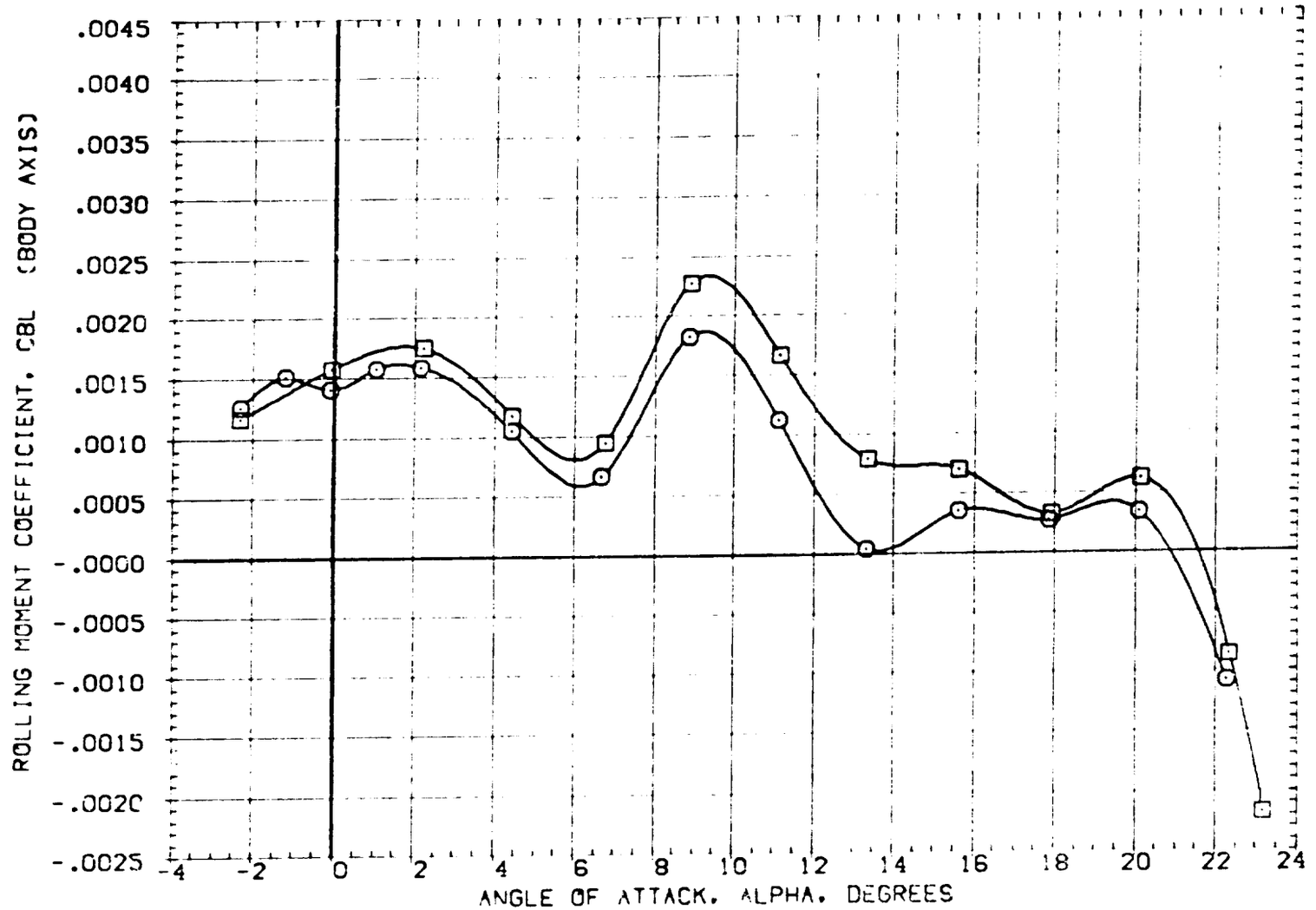

EFFECT OF SPEED BRAKE DEFLECTION

(O)MACH = .90

DATA SET	SYMBOL	CONFIGURATION DESCRIPTION	SPOBRK	BDFLAP	ELEVON	RUDDER
(AQZ002)	○	LRC 8 TPT 668 0A106 B26C9E26F7M7N28R5V8W116	.000	.000	.000	.000
(RQZ001)	□	LRC 8 TPT 668 0A106 B26C9E26F7M7N28R5V8W116	25.000	.000	.000	.000

REFERENCE INFORMATION		
SREF	2690.0000	SQ.FT.
LREF	474.8100	IN.
BREF	936.6800	INCHES
XMRP	1076.7000	INCHES
YMRP	.0000	INCHES
ZMRP	375.0000	INCHES
SCALE	.0150	SCALE

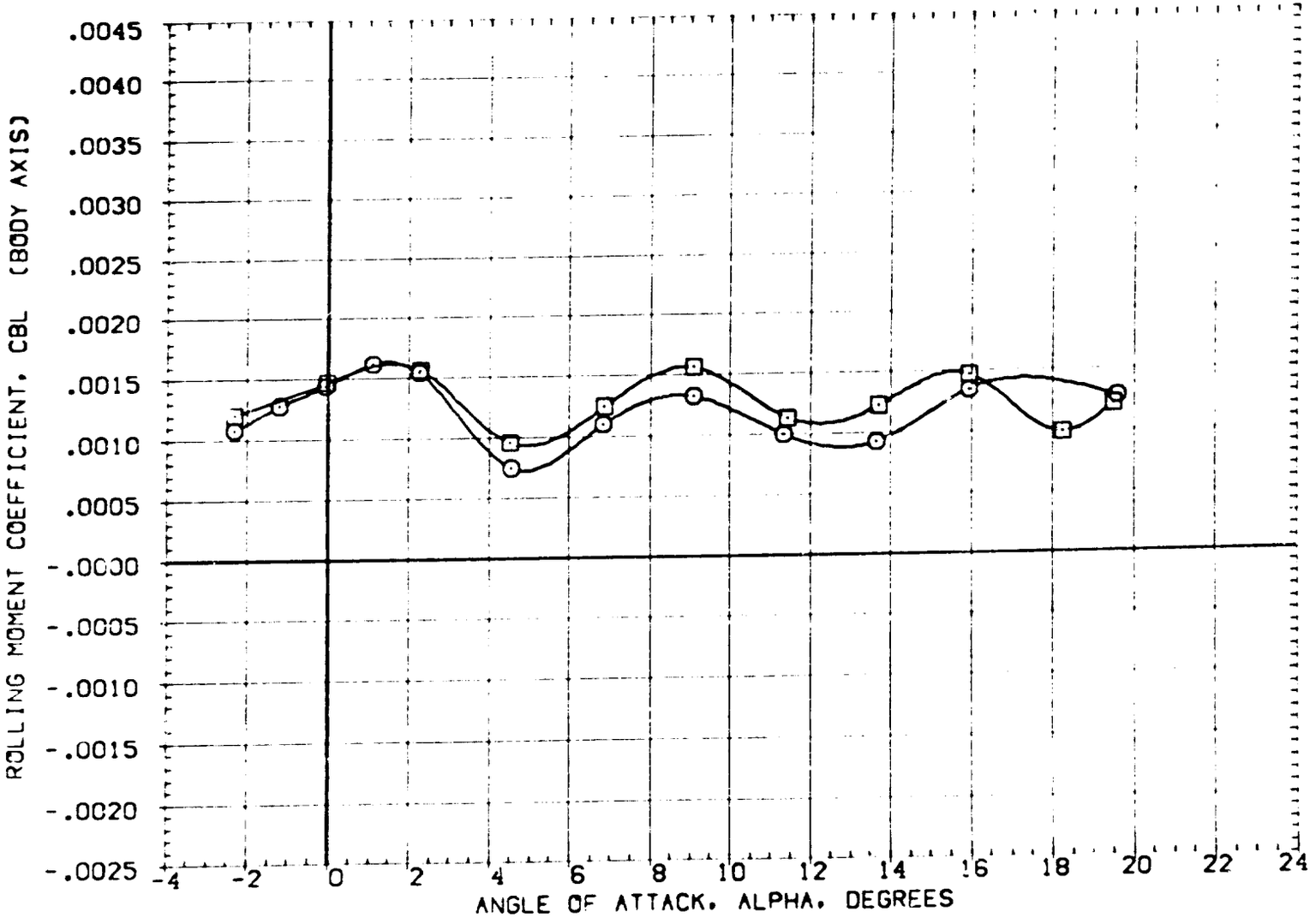

EFFECT OF SPEED BRAKE DEFLECTION

(E)MACH = .98

DATA SET SYMBOL		CONFIGURATION DESCRIPTION	SPOBRK	BOFLAP	ELEVON	RUDDER
[AQZ002]	□	LRC @ TPT 668 0A106 B26C9E26F7M7N28R5V8W116	.000	.000	.000	.000
[RQZ001]	□	LRC @ TPT 668 0A106 B26C9E26F7M7N28R5V8W116	25.000	.000	.000	.000

REFERENCE INFORMATION		
SREF	2690.0000	SQ.FT.
CREF	474.8100	IN.
BREF	936.6800	INCHES
XMRP	1076.7000	INCHES
YMRP	.0000	INCHES
ZMRP	375.0000	INCHES
SCALE	.0150	SCALE

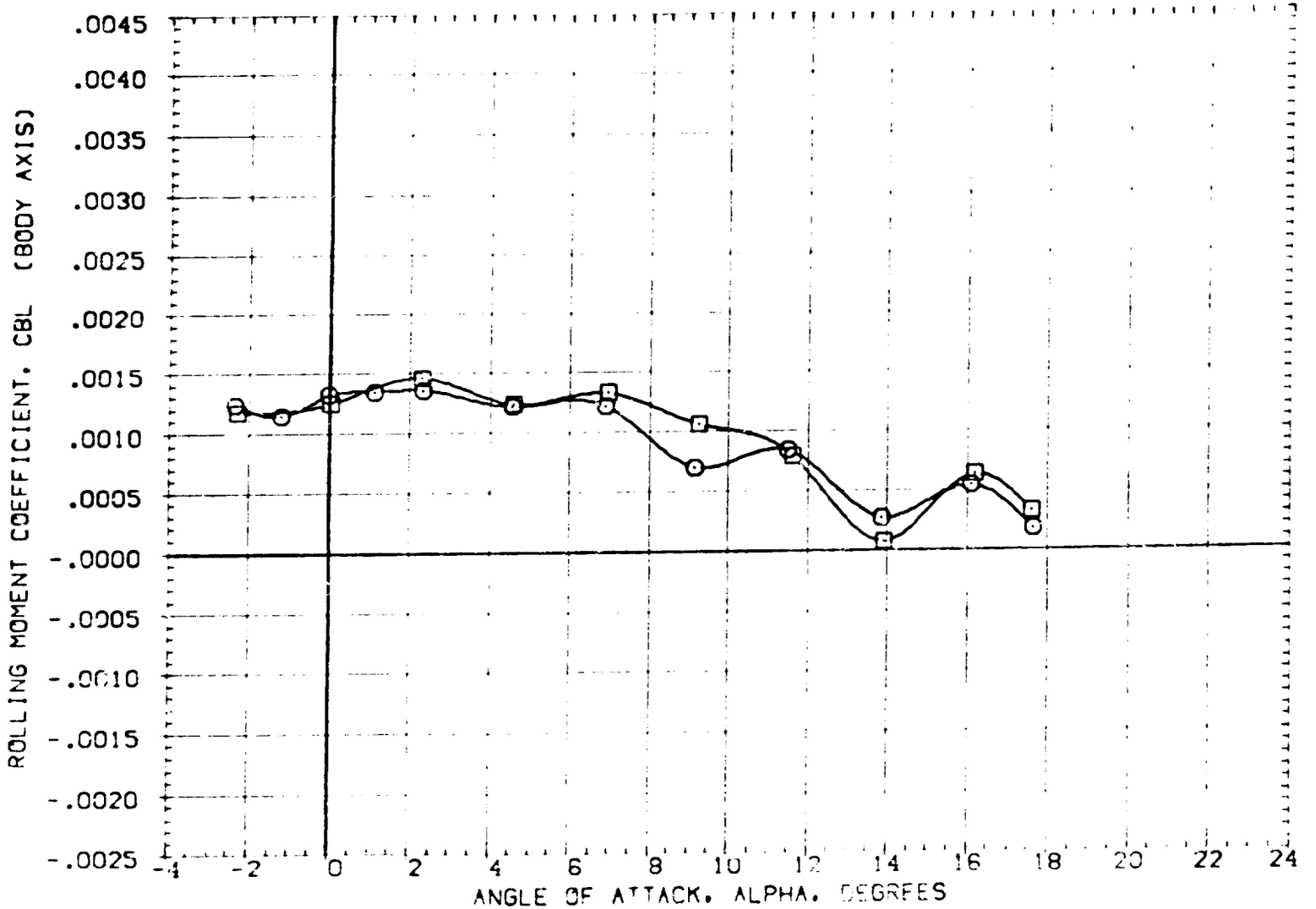

EFFECT OF SPEED BRAKE DEFLECTION

(F)MACH = 1.20

DATA SET SYMBOL CONFIGURATION DESCRIPTION

[AQZ002] □ LRC 6 TPT 668 0A106 B26C9E26F7M7N28R5V8W116

[RQZ001] LRC 8 TPT 668 0A106 B26C9E26F7M7N28R5V8W116

SPDBRK	BDFLAP	ELEVON	RUDDER
.000	.000	.000	.000
25.000	.000	.000	.000

REFERENCE INFORMATION

SREF	2690.0000	SQ.FT.
LREF	474.8100	IN.
BREF	936.6800	INCHES
XMRP	1076.7000	INCHES
YMRP	.0000	INCHES
ZMRP	375.0000	INCHES
SCALE	.0150	SCALE

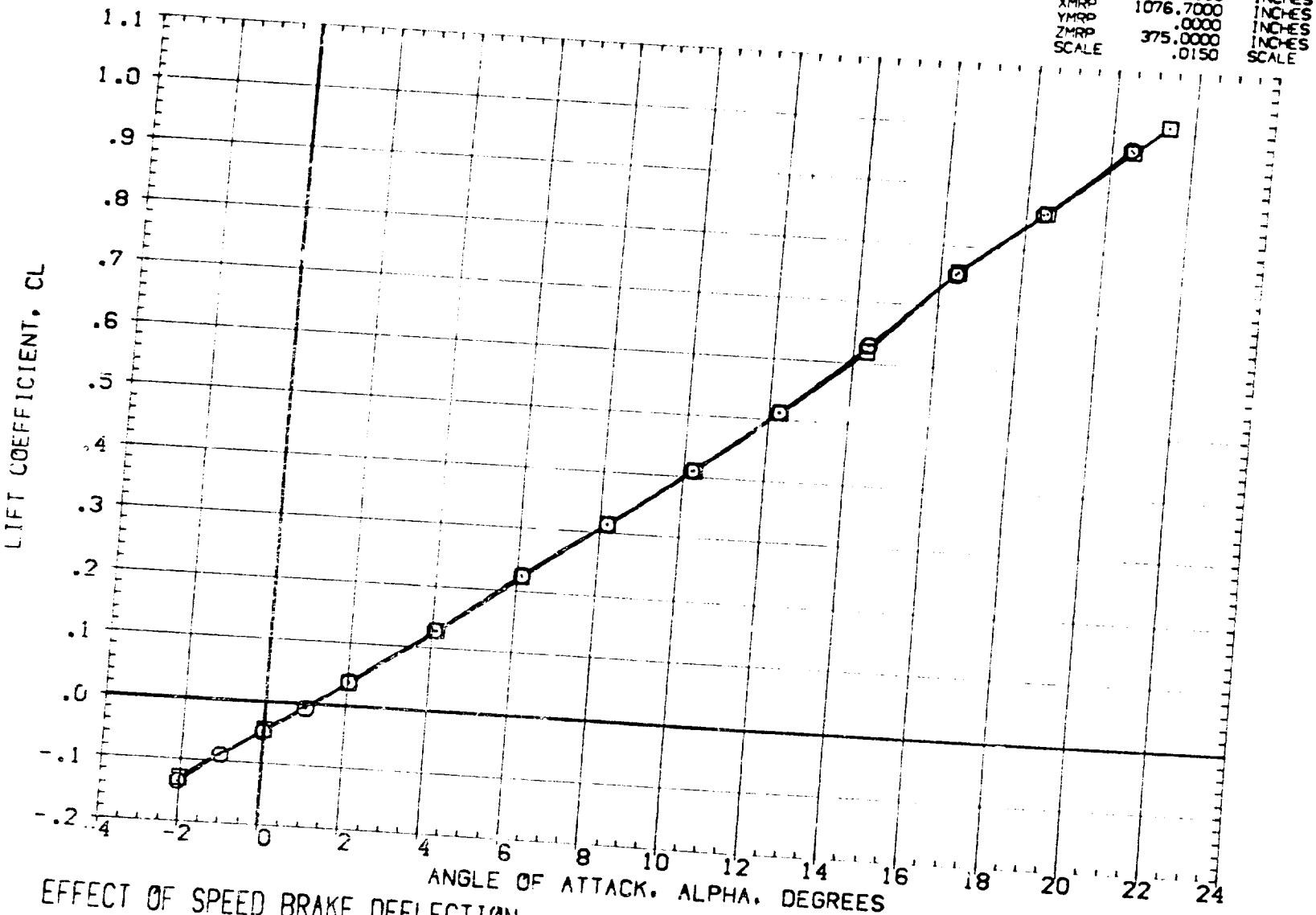

EFFECT OF SPEED BRAKE DEFLECTION

(A)MACH = .35

DATA SET SYMBOL	CONFIGURATION DESCRIPTION	SPDBRK	BOFLAP	ELEVON	RUDDER
(AQZ002) ○	LRC 8 TPT 668 0A106 B26C9E26F7M7N28R5V8W116	.000	.000	.000	.000
(RQZC01) □	LRC 8 TPT 668 0A106 B26C9E26F7M7N28R5V8W116	25.000	.000	.000	.000

REFERENCE INFORMATION		
SREF	2690.0000	SQ.FT.
LREF	474.8100	IN.
BREF	936.6800	INCHES
XMRP	1076.7000	INCHES
YMRP	.0000	INCHES
ZMRP	375.0000	INCHES
SCALE	.0150	SCALE

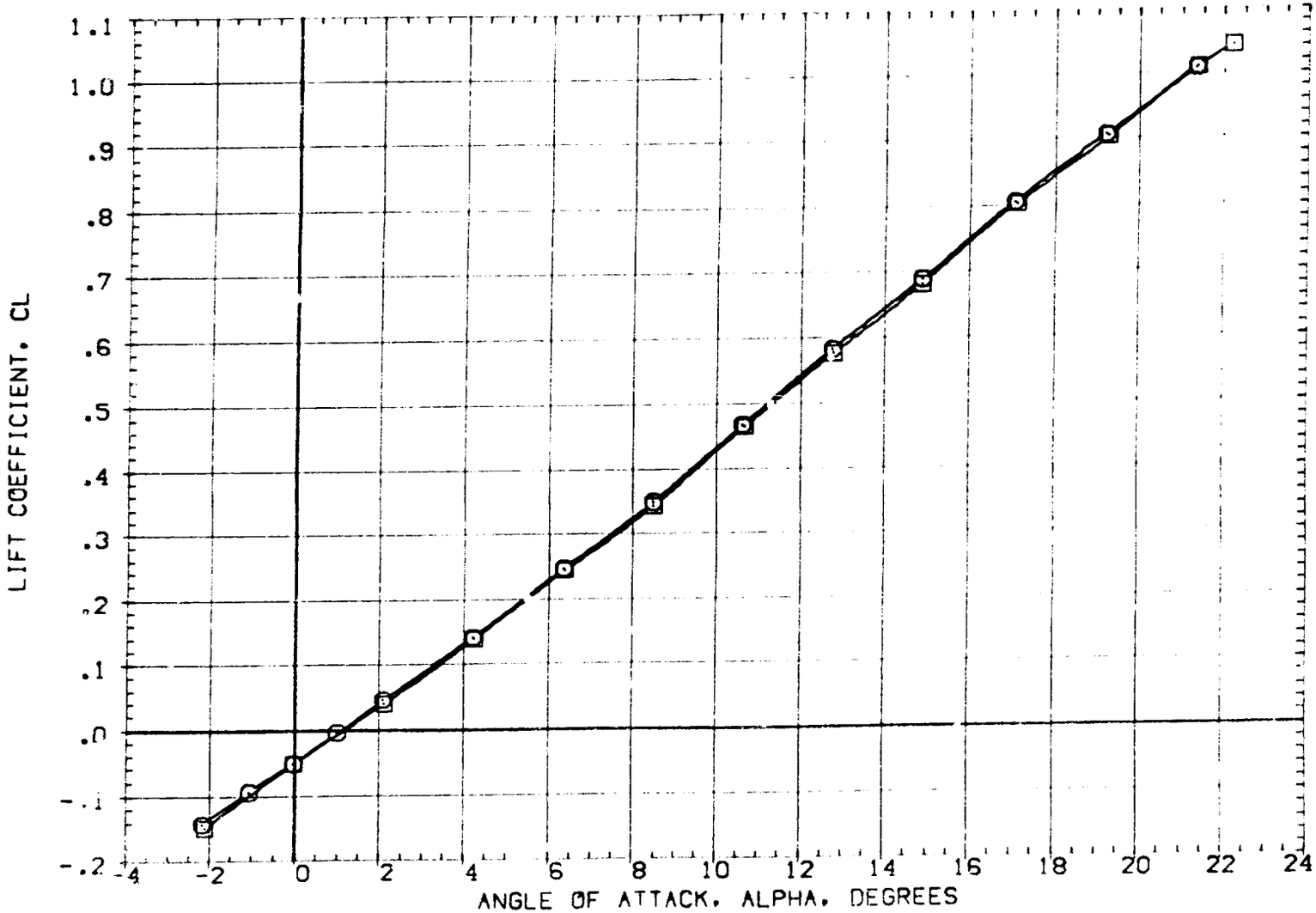

EFFECT OF SPEED BRAKE DEFLECTION

(B)MACH = .60

DATA SET SYMBOL	CONFIGURATION DESCRIPTION	SPDBRK	BDFLAP	ELEVON	RUDDER
[AQZ002] □	LRC 8 TPT 658 0A106 B26C9E26F7M7N28R5V8W116	.000	.000	.000	.000
[RQZ001] □	LRC 8 TPT 668 0A106 B26C9E26F7M7N28R5V8W116	25.000	.000	.000	.000

REFERENCE INFORMATION		
SREF	2690.0000	SQ.FT.
LREF	474.9100	IN.
BREF	936.6800	INCHES
XMRP	1076.7000	INCHES
YMRP	.0000	INCHES
ZMRP	375.0000	INCHES
SCALE	.0150	SCALE

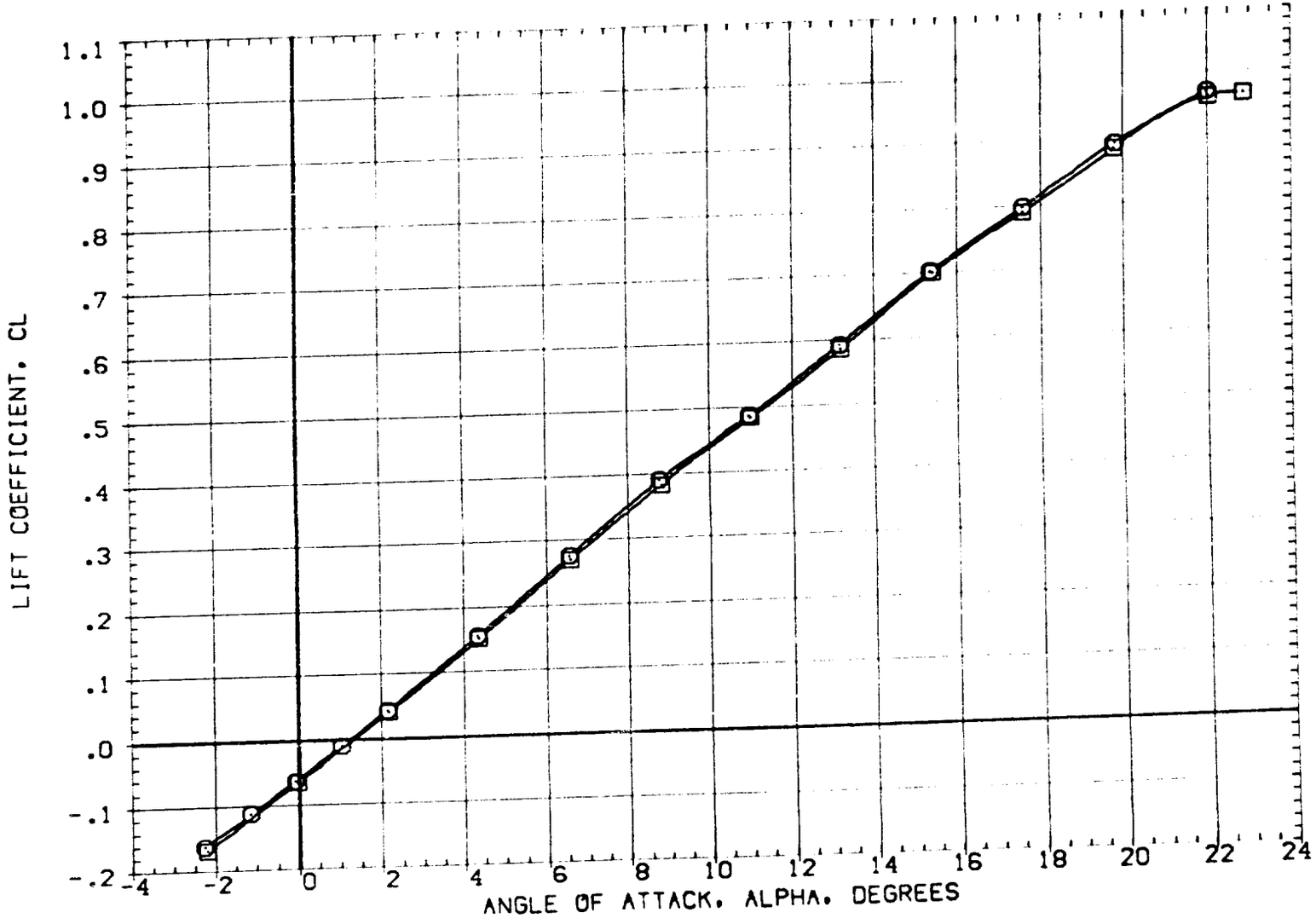

EFFECT OF SPEED BRAKE DEFLECTION

[C]MACH = .80

DATA SET SYMBOL	CONFIGURATION DESCRIPTION	SPOBRK	BDFLAP	ELEVON	RUDDER
(AQZ002) ○	LRC 8 TPT 668 0A106 826C9E26F7M7N28R5V8W116	.000	.000	.000	.000
(RQZ001) □	LRC 8 TPT 668 0A106 826C9E26F7M7N28R5V8W116	25.000	.000	.000	.000

REFERENCE INFORMATION		
SREF	2690.0000	SQ.FT.
LREF	474.8100	IN.
BREF	936.6800	INCHES
XMRP	1076.7000	INCHES
YMRP	.0000	INCHES
ZMRP	375.0000	INCHES
SCALE	.0150	SCALE

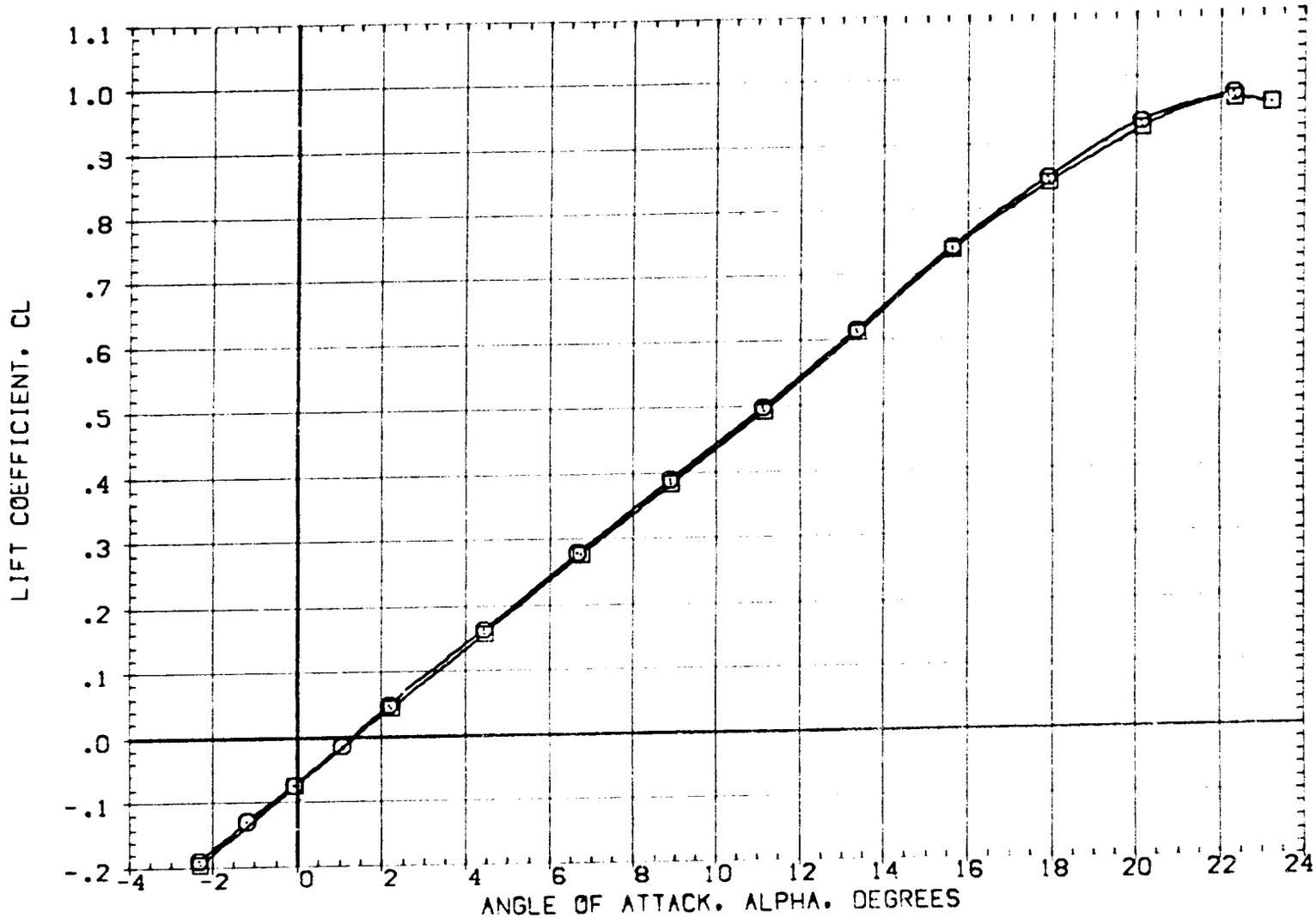

EFFECT OF SPEED BRAKE DEFLECTION

(D)MACH = .90

DATA SET SYMBOL	CONFIGURATION DESCRIPTION	SPDBRK	BDFLAP	ELEVON	RUDDER
(AQZ002) ○	LRC 8 TPT 668 0A106 B26C9E26F7M7N28R5V8W116	.000	.000	.000	.000
(RQZ001) □	LRC 8 TPT 668 0A106 B26C9E26F7M7N28R5V8W116	25.000	.000	.000	.000

REFERENCE INFORMATION		
SREF	2690.0000	SQ.FT.
LREF	474.8100	IN.
BREF	936.6800	INCHES
XMRP	1076.7000	INCHES
YMRP	.0000	INCHES
ZMRP	375.0000	INCHES
SCALE	.0150	SCALE

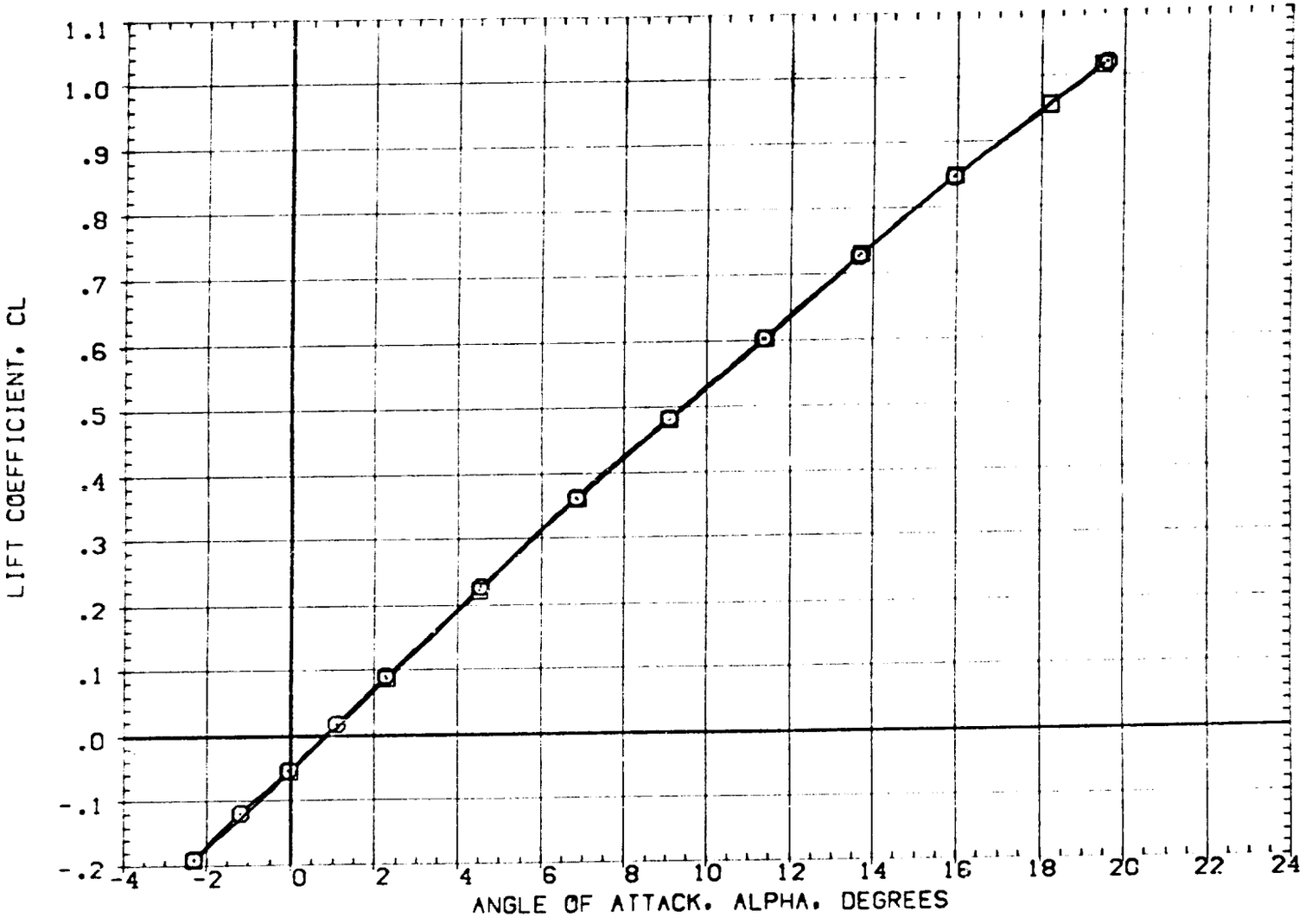

EFFECT OF SPEED BRAKE DEFLECTION

(E)MACH = .98

DATA SET SYMBOL		CONFIGURATION DESCRIPTION	SPDBRK	BDFLAP	ELEVON	RUDDER
(AQZ002)	○	LRC 8 TPT 668 0A106 826C9E26F M7N28R5V8V116	.000	.000	.000	.000
(RQZ001)	□	LRC 8 TPT 668 0A106 826C9E26 7M7N28P5V8V116	25.000	.000	.000	.000

REFERENCE INFORMATION		
SREF	2690.0000	SQ.FT.
LREF	474.8100	IN.
BREF	936.6800	INCHES
XMRP	1076.7000	INCHES
YMRP	.0000	INCHES
ZMRP	375.0000	INCHES
SCALE	.0150	SCALE

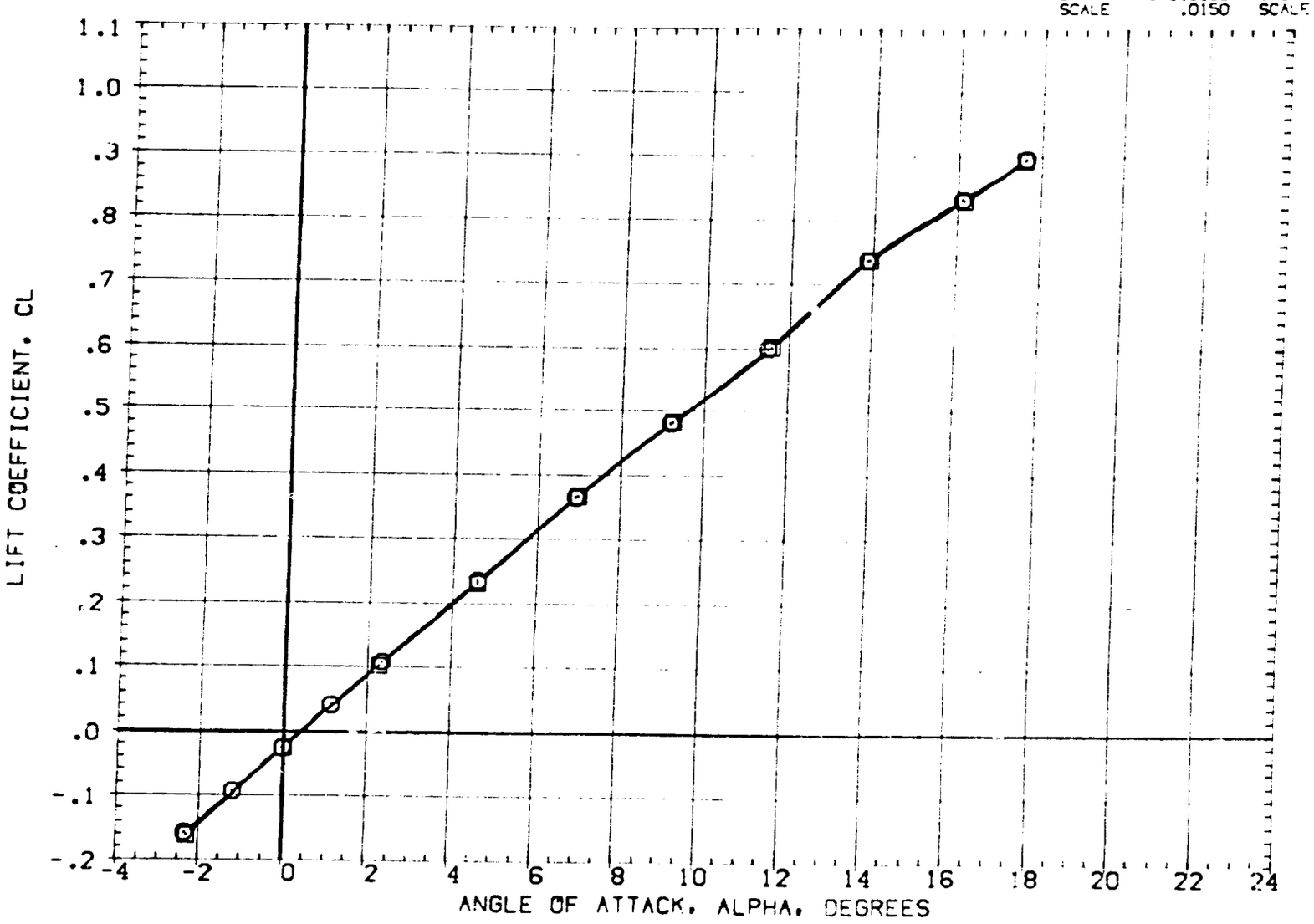

EFFECT OF SPEED BRAKE DEFLECTION

(F)MACH = 1.20

DATA SET	SYMBOL	CONFIGURATION DESCRIPTION	SPDBRK	BOFLAP	ELEVON	RUDDER
(AQZ002)	○	LRC 8 TPT 668 DA106 B26C9E26F7M7N28R5V8W116	.000	.000	.000	.000
(RQZ001)	□	LRC 8 TPT 668 DA106 B26C9E26F7M7N28R5V8W116	25.000	.000	.000	.000

REFERENCE INFORMATION		
SREF	2690.0000	SQ.FT.
LREF	474.8100	IN.
BREF	936.6800	INCHES
XMRP	1076.7000	INCHES
YMRP	.0000	INCHES
ZMRP	375.0000	INCHES
SCALE	.0150	SCALE

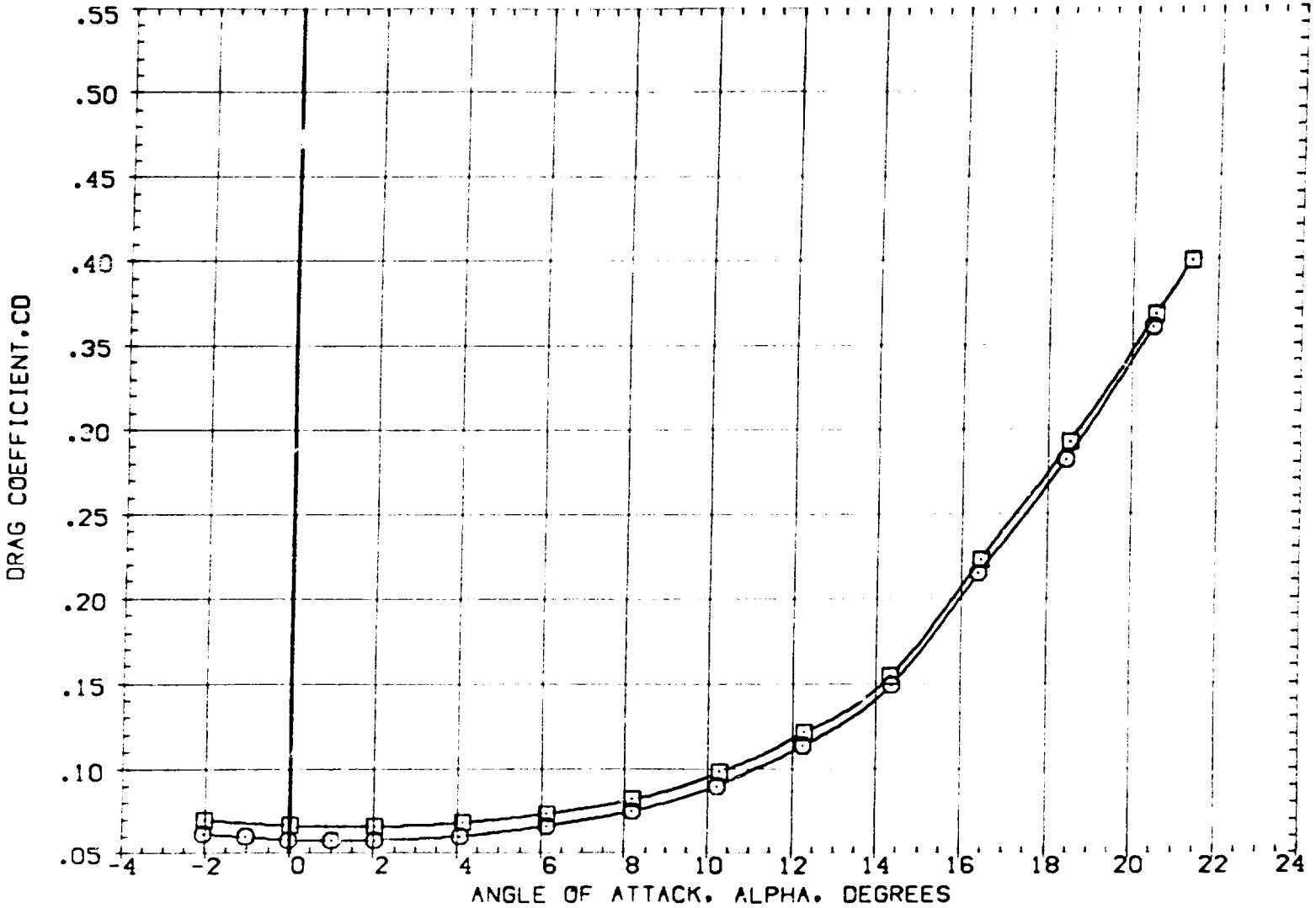

EFFECT OF SPEED BRAKE DEFLECTION

(A)MACH = .35

DATA SET	SYMBOL	CONFIGURATION DESCRIPTION	SPDBRK	BDFLAP	ELEVON	RUDDER
(AQZ002)	○	LRC 8 TPT 668 0A106 B26C9E26F7M7N28R5V8W116	.000	.000	.000	.000
(RQZ001)	□	LRC 8 TPT 668 0A106 B26C9E26F7M7N28R5V8W116	25.000	.000	.000	.000

REFERENCE INFORMATION		
SREF	2690.0000	SQ.FT.
LREF	474.8100	IN.
BREF	936.6800	INCHES
XMRP	1076.7000	INCHES
YMRP	.0000	INCHES
ZMRP	375.0000	INCHES
SCALE	.0150	SCALE

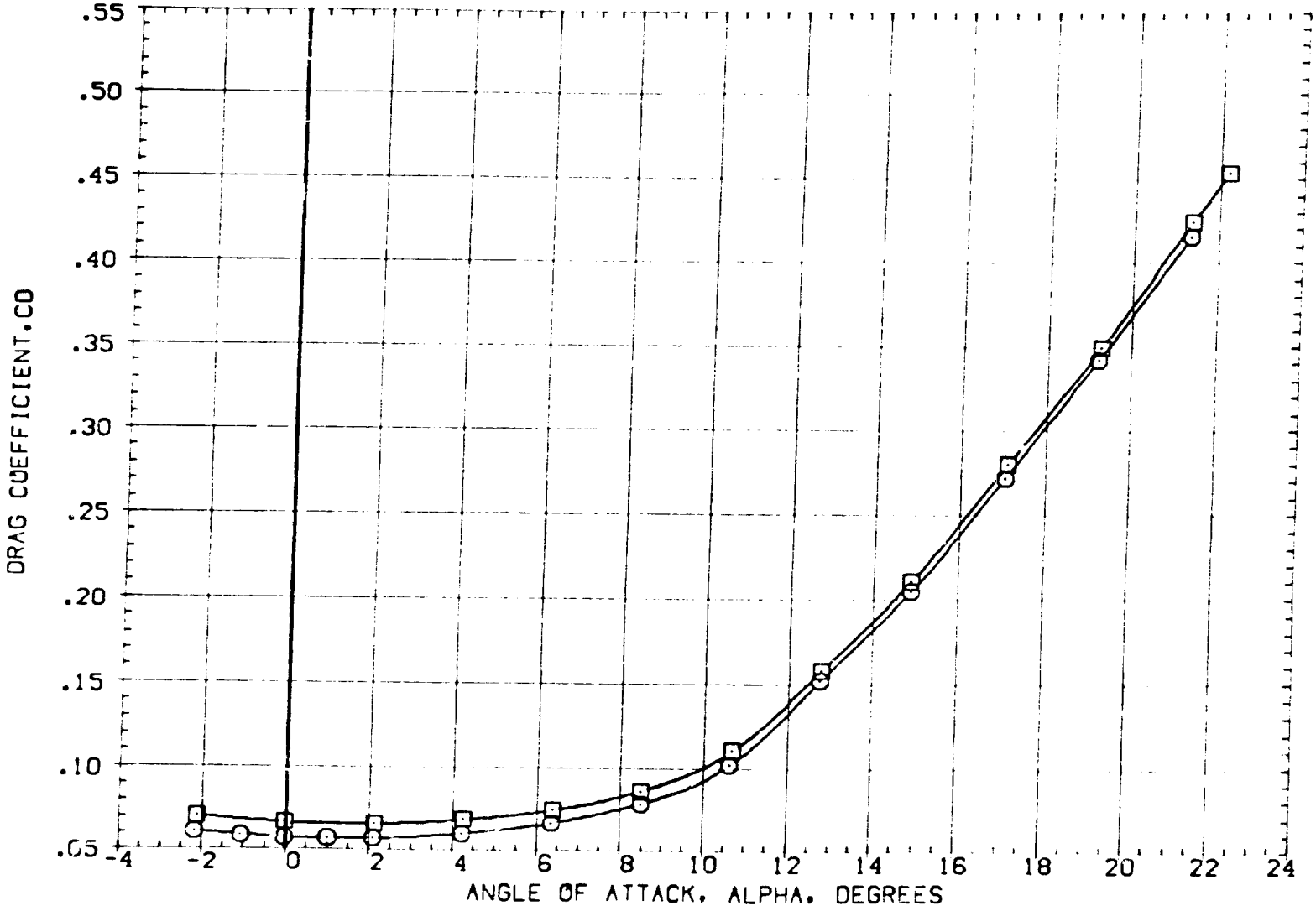

EFFECT OF SPEED BRAKE DEFLECTION

(B)MACH = .60

DATA SET	SYMBOL	CONFIGURATION DESCRIPTION	SPOBRK	BOFLAP	ELEVON	RUDDER
(AQZ002)	○	LRC 8 TPT 668 0A106 B2EC9E26F7M7N28R5V8W116	.000	.000	.000	.000
(RQZ001)	□	LRC 8 TPT 668 0A106 B26C9E26F7M7N28R5V8W116	25.000	.000	.000	.000

REFERENCE INFORMATION		
SREF	2690.0000	SQ.FT.
LREF	474.8100	IN.
BREF	936.6800	INCHES
XMRP	1076.7000	INCHES
YMRP	.0000	INCHES
ZMRP	375.0000	INCHES
SCALE	.0150	SCALE

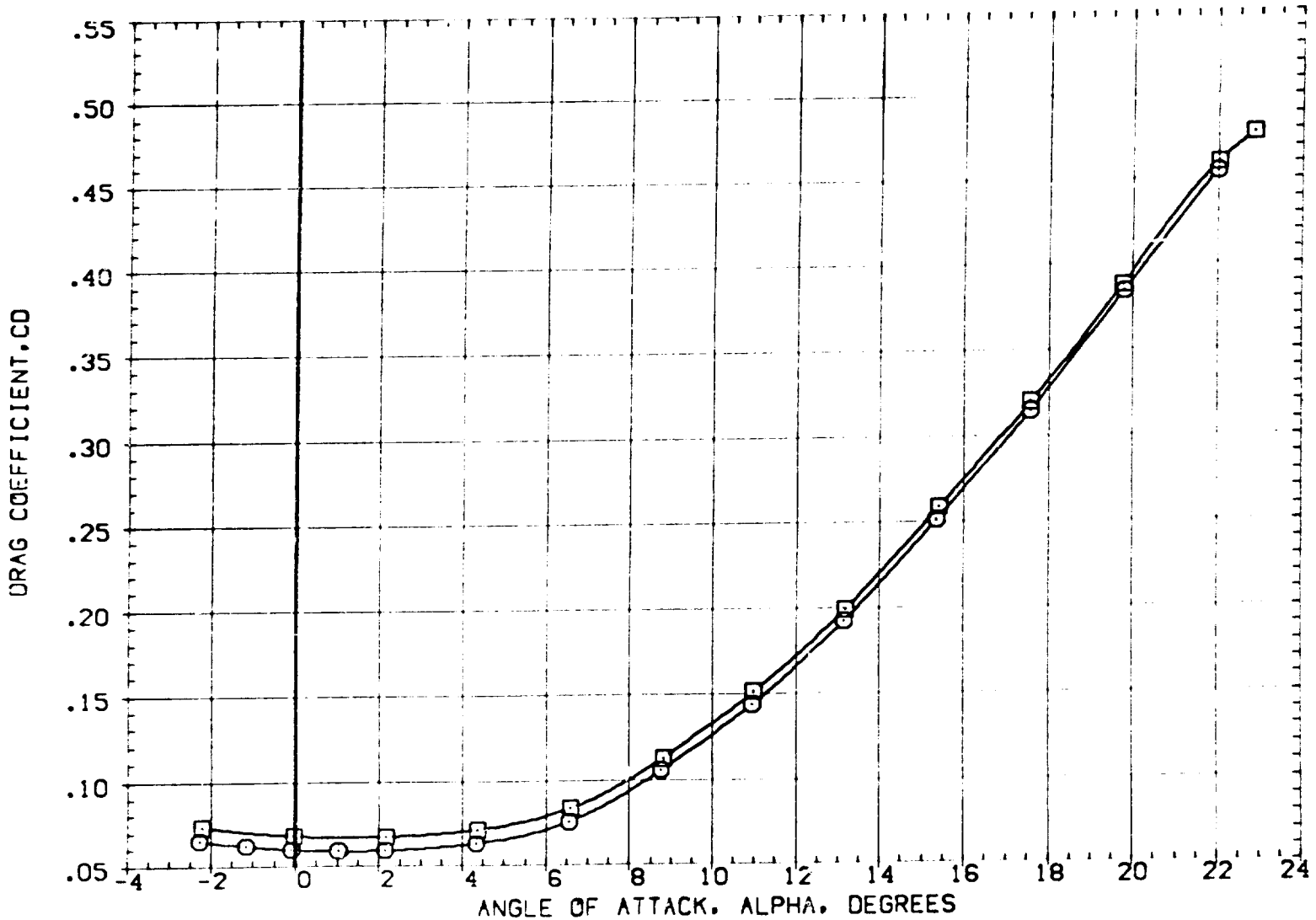

EFFECT OF SPEED BRAKE DEFLECTION

(C)MACH = .80

DATA SET	SYMBOL	CONFIGURATION DESCRIPTION	SPDBRK	BOFLAP	ELEVON	RUDDER
(AQZ002)	○	LRC 8 TPT 668 0A106 B26C9E26F7M7N28R5V8W116	.000	.000	.000	.000
(RQZ001)	□	LRC 8 TPT 668 0A106 B26C9E26F7M7N28R5V8W116	25.000	.000	.000	.000

REFERENCE INFORMATION		
SREF	2690.0000	SQ.FT.
LREF	474.8100	IN.
BREF	936.6800	INCHES
XMRP	1076.7000	INCHES
YMRP	.0000	INCHES
ZMRP	375.0000	INCHES
SCALE	.0150	SCALE

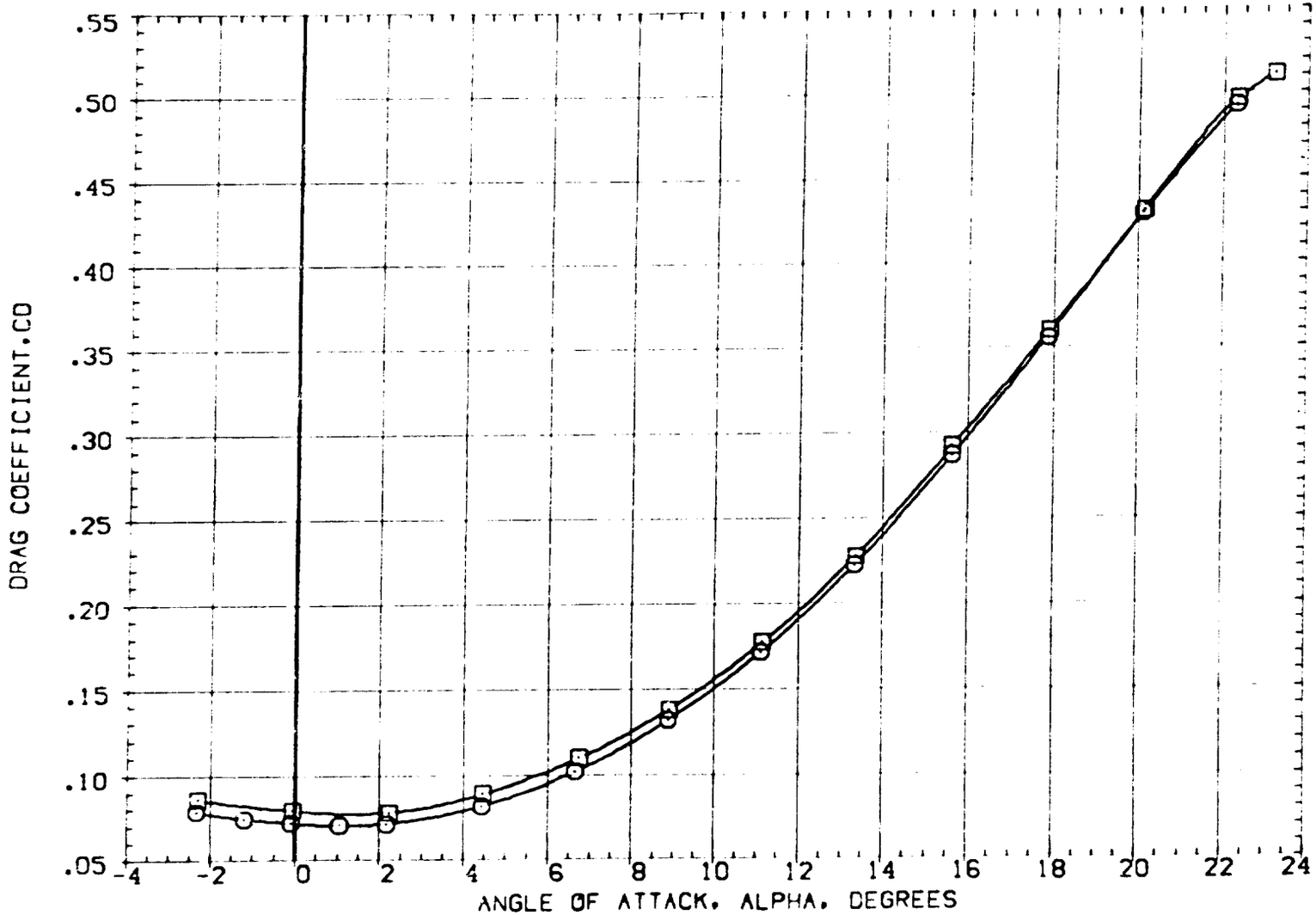

EFFECT OF SPEED BRAKE DEFLECTION

(D)MACH = .90

DATA SET	SYMBOL	CONFIGURATION DESCRIPTION	SPOBRK	BOFLAP	ELEVON	RUDDER
(AQZ002)	□	LRC 8 TPT 668 0A106 B26C9E26F7M7N28R5V8W116	.000	.000	.000	.000
(RQZ001)	□	LRC 8 TPT 668 0A106 B26C9E26F7M7N28R5V8W116	25.000	.000	.000	.000

REFERENCE INFORMATION		
SREF	2690.0000	SQ.FT.
LREF	474.8100	IN.
BREF	936.6800	INCHES
XMRP	1076.7000	INCHES
YMRP	.0000	INCHES
ZMRP	375.0000	INCHES
SCALE	.0150	SCALE

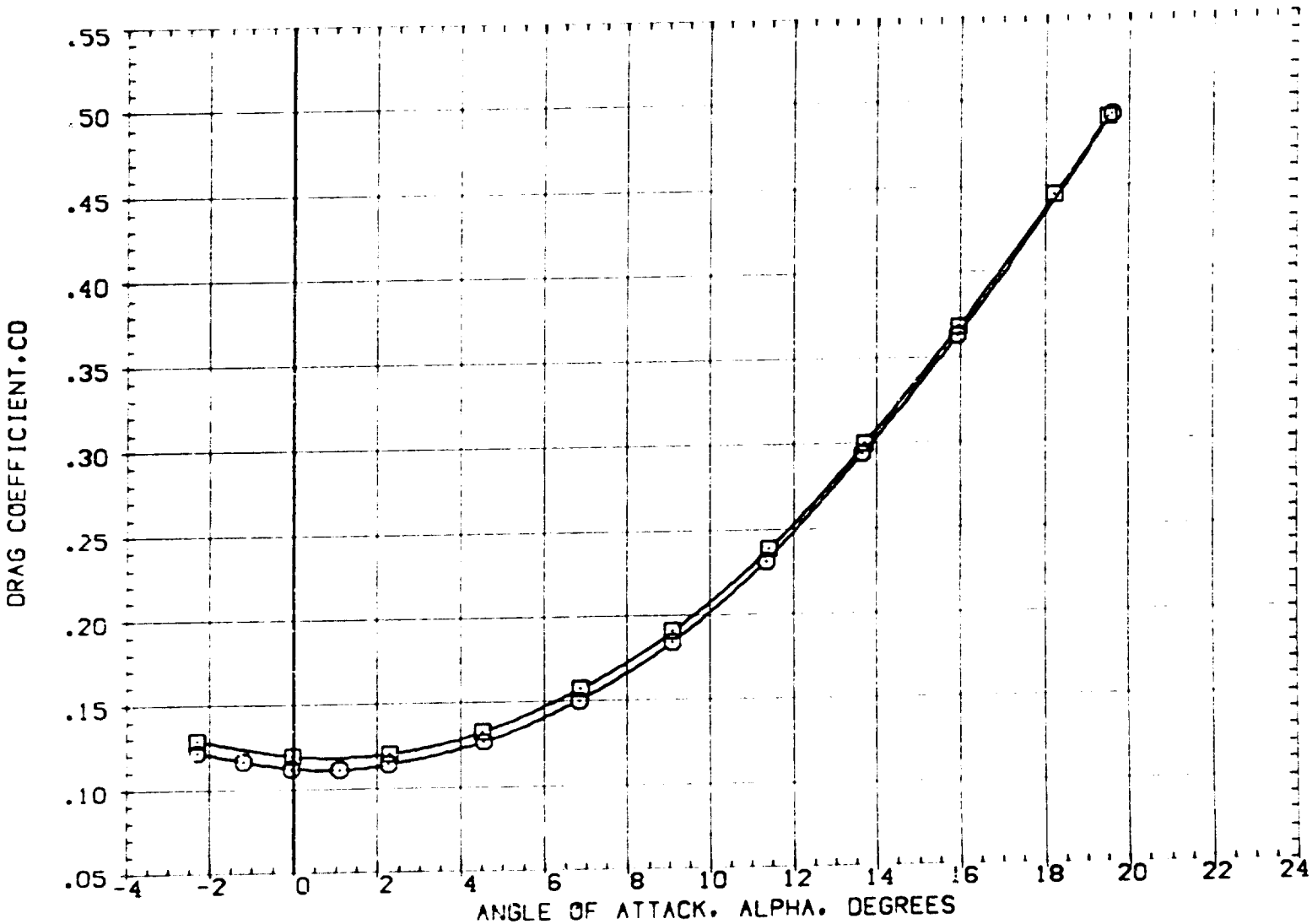

EFFECT OF SPEED BRAKE DEFLECTION

(E)MACH = .98

DATA SET SYMBOL	CONFIGURATION DESCRIPTION	SPOBRK	BOFLAP	ELEVON	RUDDER
[AQZ002]	LRC B TPT 668 0A106 826C9E26F7M7N28R5V8V116	.000	.000	.000	.000
[RQZ001]	LRC B TPT 668 0A106 826C5E26F7M7N28R5V8V116	25.000	.000	.000	.000

REFERENCE INFORMATION

SREF	2690.0000	SQ.FT.
LREF	474.8100	IN.
BREF	936.6800	INCHES
XMRP	1076.7000	INCHES
YMRP	.0000	INCHES
ZMRP	375.0000	INCHES
SCALE	.0150	SCALE

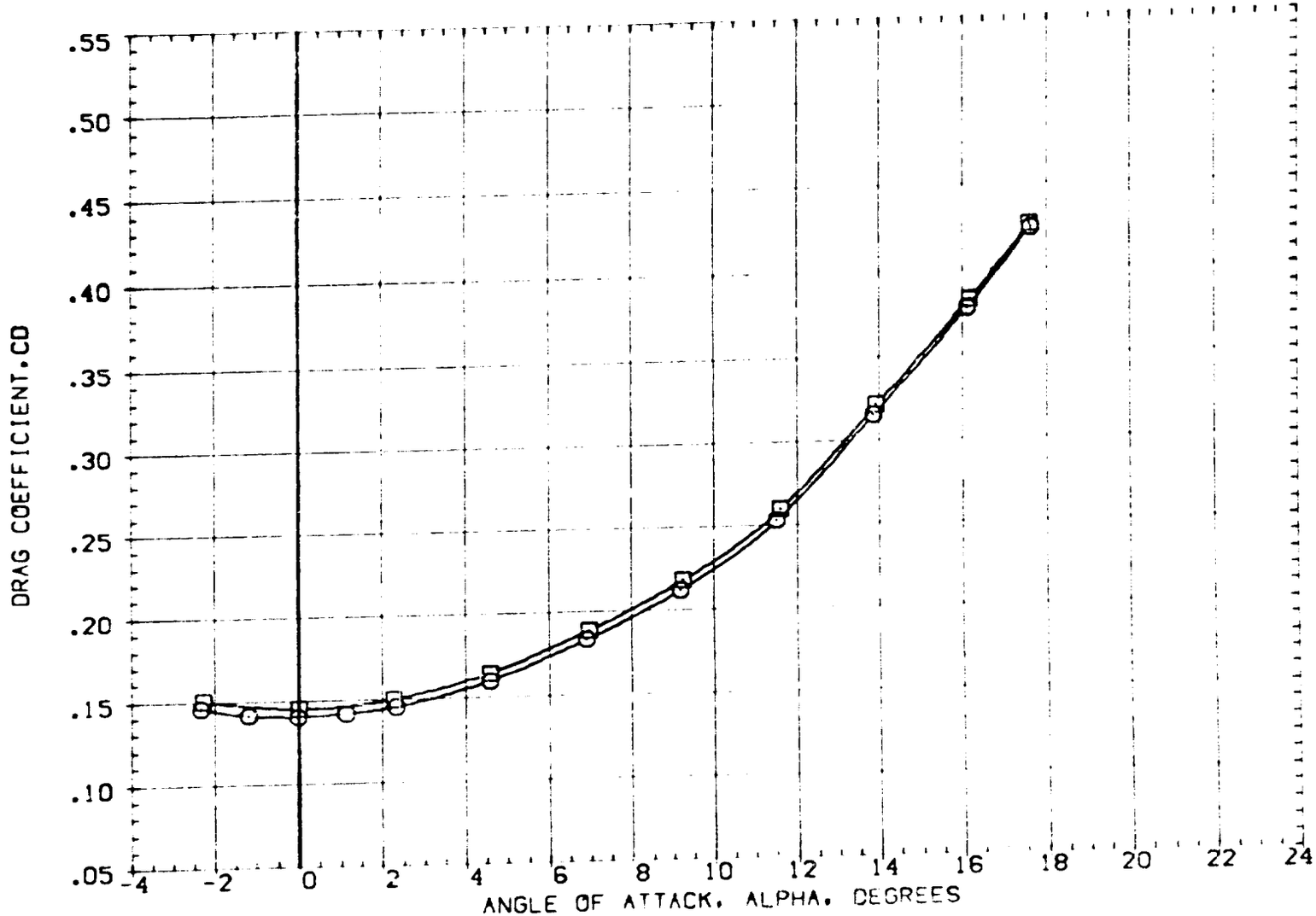

EFFECT OF SPEED BRAKE DEFLECTION

(F)MACH = 1.20

DATA SET	SYMBOL	CONFIGURATION DESCRIPTION	SPDBRK	BDFLAP	ELEVON	RUDDER
(AQZOO2)	□	LRC 8 TPT 668 0A106 B26C9E26F7M7N28R5V8V116	.000	.000	.000	.000
(RQZOO1)	□	LRC 8 TPT 668 0A106 B26C9E26F7M7N28R5V8V116	25.000	.000	.000	.000

REFERENCE INFORMATION		
SREF	2690.0000	SQ.FT.
LREF	474.8100	IN.
BREF	936.6800	INCHES
XMRP	1076.7000	INCHES
YMRP	.0000	INCHES
ZMRP	375.0000	INCHES
SCALE	.0150	SCALE

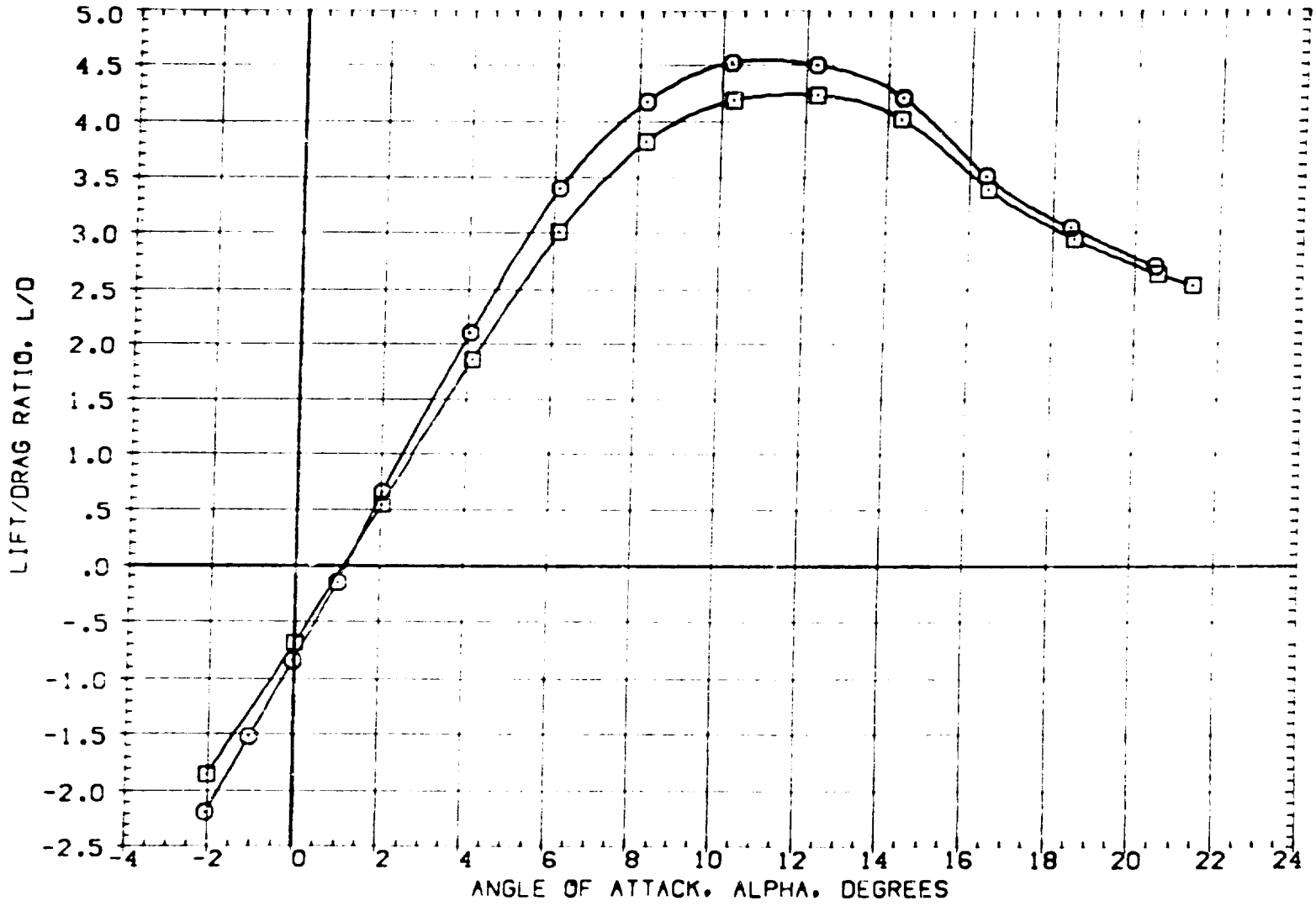

EFFECT OF SPEED BRAKE DEFLECTION

(A)MACH = .35

DATA SET	SYMBOL	CONFIGURATION DESCRIPTION	SPOBRK	BOFLAP	ELEVON	RUDDER
[AQZ002]	□	LRC 8 TPT 668 0A106 926C9E26F7H7N28R5V8V116	.000	.000	.000	.000
[RQZ001]	□	LRC 8 TPT 668 0A106 926C9E26F7H7N28R5V8V116	25.000	.000	.000	.000

REFERENCE INFORMATION

SREF	2690.0000	SQ.FT.
LREF	474.8100	IN.
BREF	936.6800	INCHES
XMRP	1076.7000	INCHES
YMRP	.0000	INCHES
ZMRP	375.0000	INCHES
SCALE	.0150	SCALE

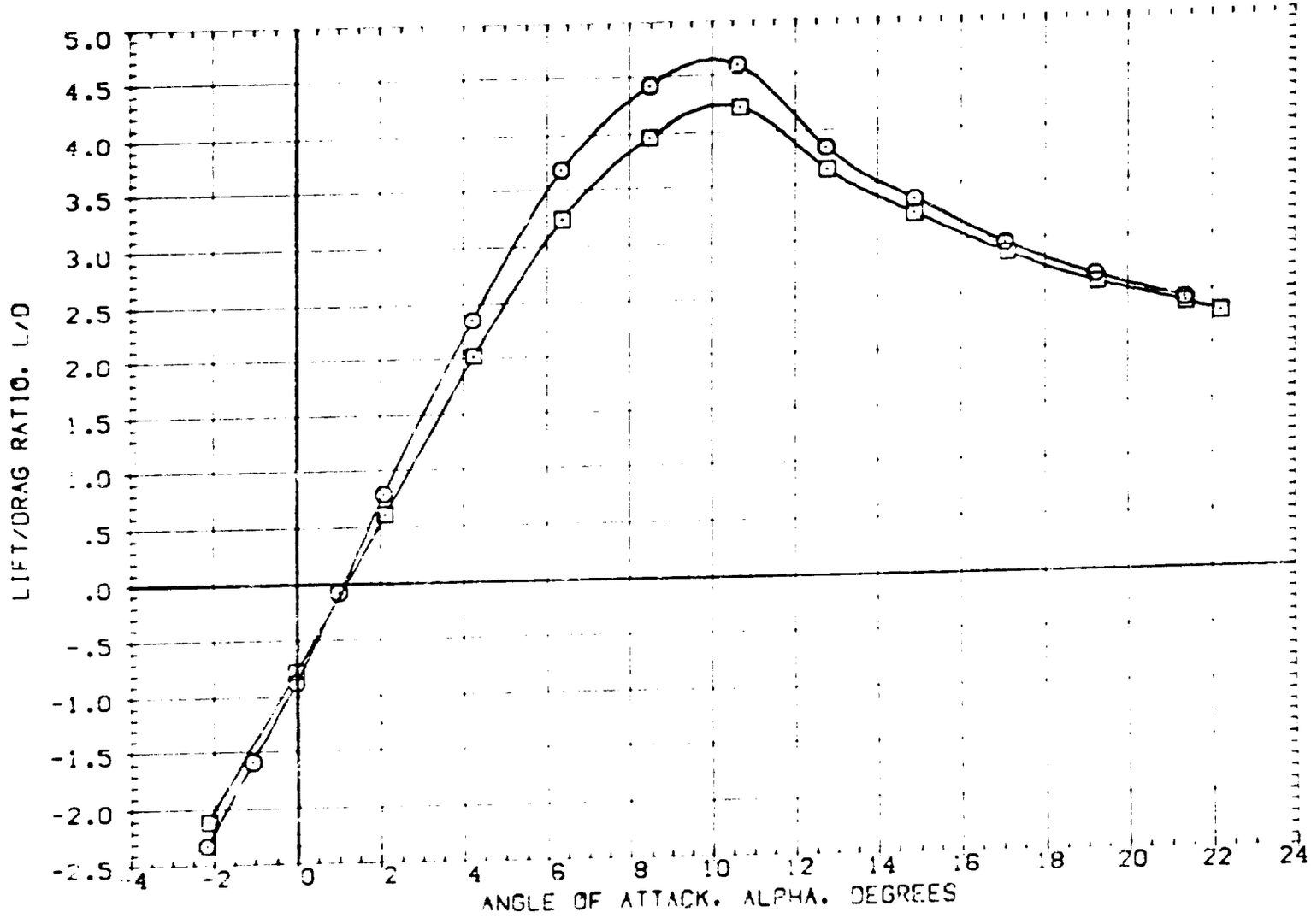

EFFECT OF SPEED BRAKE DEFLECTION

(B)MACH = .60

DATA SET	SYMBOL	CONFIGURATION DESCRIPTION	SPOBRK	BOFLAP	ELEVON	RUDDER
(AQZ002)	□	LRC 8 TPT 668 DA106 B26C9E26F7M7N28R5V8W116	.000	.000	.000	.000
(RQZ001)	□	LRC 8 TPT 668 DA106 B26C9E26F7M7N28R5V8W116	25.000	.000	.000	.000

REFERENCE INFORMATION		
SREF	2690.0000	SQ.FT.
LREF	474.8100	IN.
BREF	936.6800	INCHES
XMRP	1076.7000	INCHES
YMRP	.0000	INCHES
ZMRP	375.0000	INCHES
SCALE	.0150	SCALE

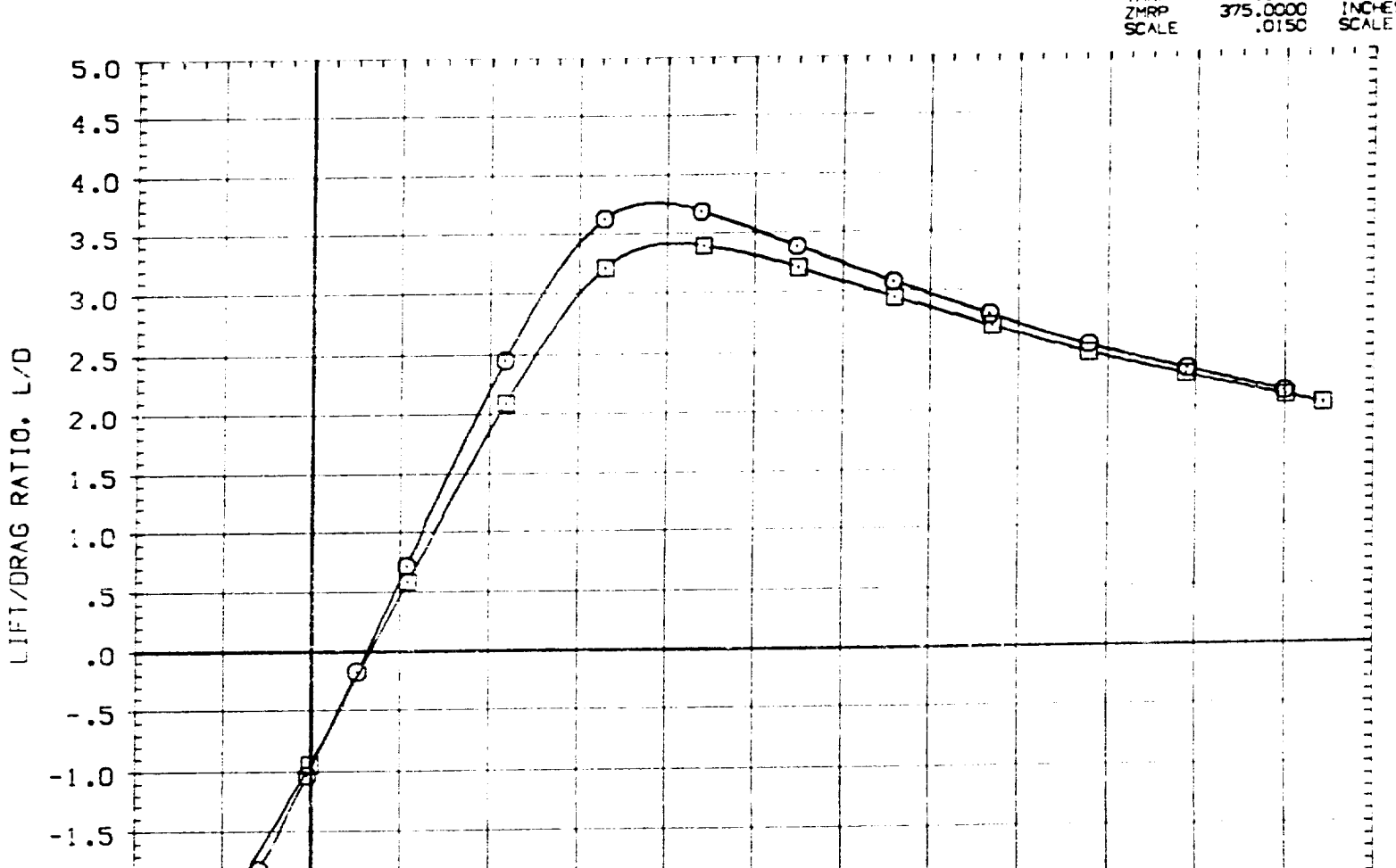

EFFECT OF SPEED BRAKE DEFLECTION

(C)MACH = .80

DATA SET SYMBOL	CONFIGURATION DESCRIPTION	SPOBRK	BOFLAP	ELEVON	RUDDER
(AQZ002) ○	LRC 8 TPT 668 0A106 B26C9E26F7M7N28R5V8W116	.000	.000	.000	.000
(RQZ001) □	LRC 8 TPT 668 0A106 B26C9E26F7M7N28R5V8W116	25.000	.000	.000	.000

REFERENCE INFORMATION		
SREF	2690.0000	SQ.FT.
LREF	474.8100	IN.
BREF	936.6800	INCHES
XMRP	1076.7000	INCHES
YMRP	.0000	INCHES
ZMRP	375.0000	INCHES
SCALE	.0150	SCALE

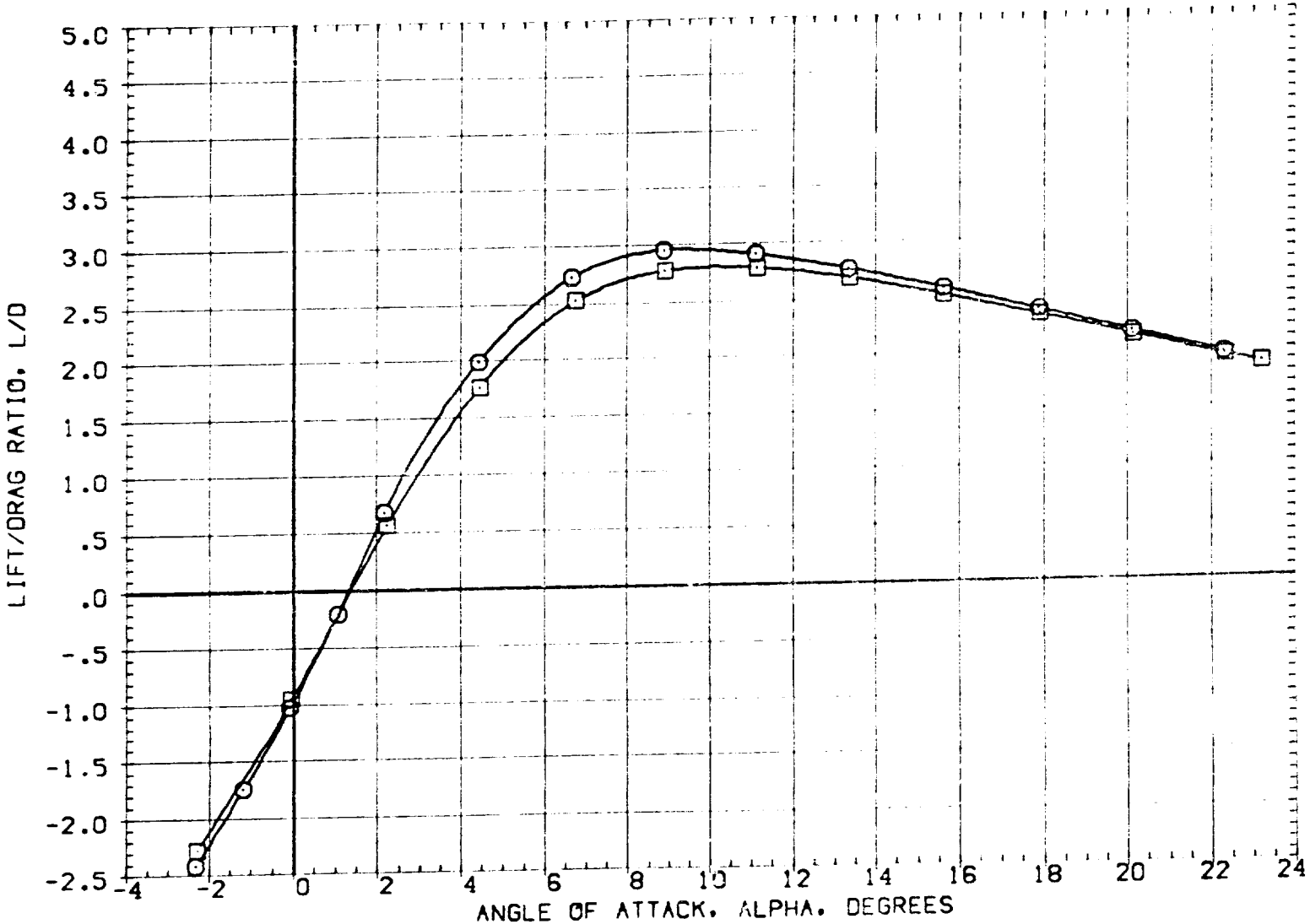

EFFECT OF SPEED BRAKE DEFLECTION

(□)MACH = .90

DATA SET	SYMBOL	CONFIGURATION DESCRIPTION	SPDBRK	BOFLAP	ELEVON	RUDDER
(AQZ002)	○	LRC 8 TPT 668 0A106 B26C9E26F7M7N28R5V8W116	.000	.000	.000	.000
(RQZ001)	□	LRC 8 TPT 668 0A106 B26C9E26F7M7N28R5V8W116	25.000	.000	.000	.000

REFERENCE INFORMATION		
SREF	2690.0000	SQ.FT.
LREF	474.8100	IN.
BREF	936.6800	INCHES
XMRP	1076.7000	INCHES
YMRP	.0000	INCHES
ZMRP	375.0000	INCHES
SCALE	.0150	SCALE

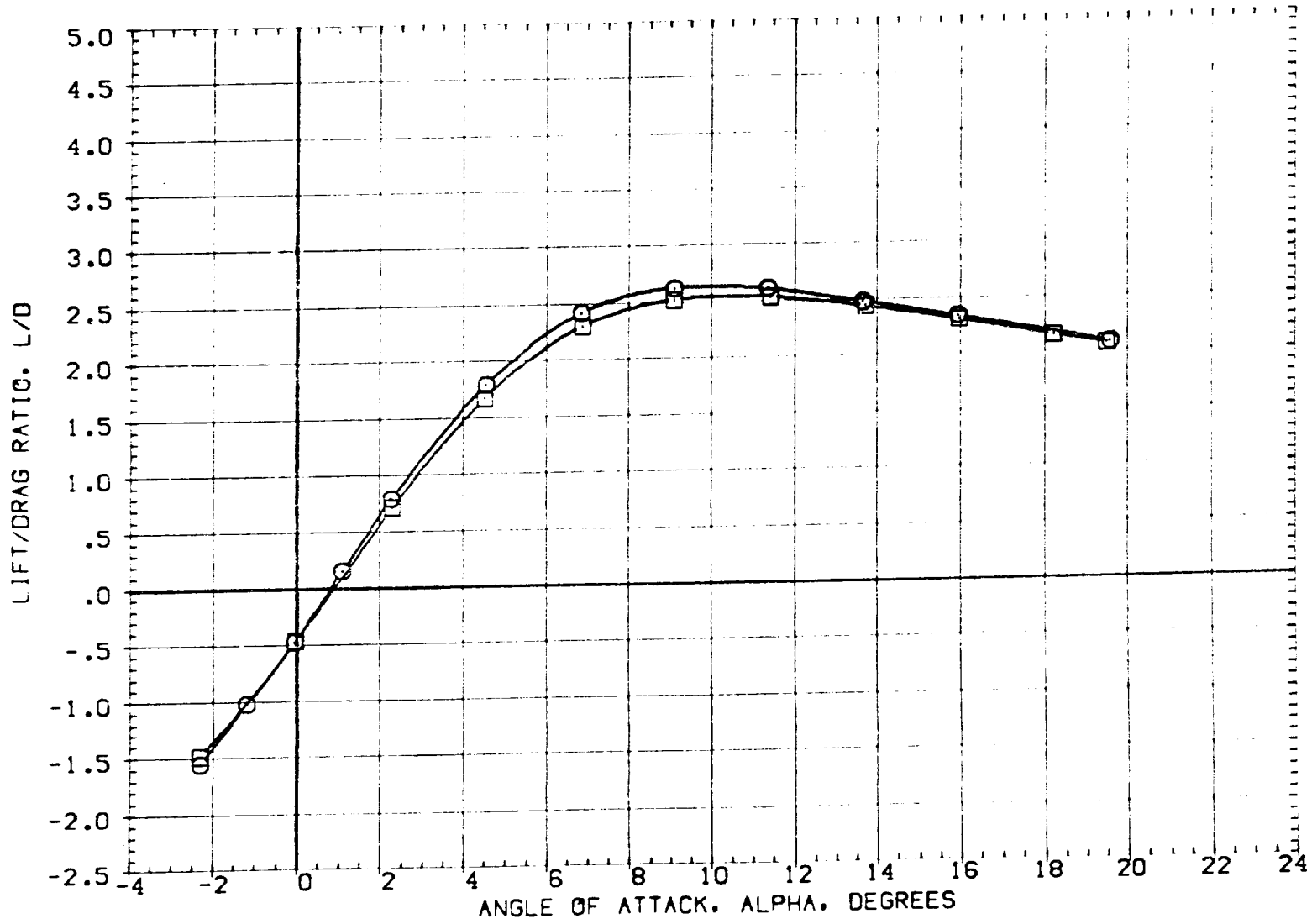

EFFECT OF SPEED BRAKE DEFLECTION

(E)MACH = .98

DATA SET SYMBOL	CONFIGURATION DESCRIPTION	SPOBRK	BOFLAP	ELEVON	RUDDER
(AQZ002) ○	LRC 8 TPT 668 0A106 B26C9E26F7M7N28R5V8W116	.000	.000	.000	.000
(RQZ001) □	LRC 8 TPT 668 0A106 B26C9E26F7M7N28R5V8W116	25.000	.000	.000	.000

REFERENCE INFORMATION

SREF	2690.0000	SQ.FT.
LREF	474.8100	INCHES
BREF	936.6800	INCHES
XMRP	1076.7000	INCHES
YMRP	.0000	INCHES
ZMRP	375.0000	INCHES
SCALE	.0150	SCALE

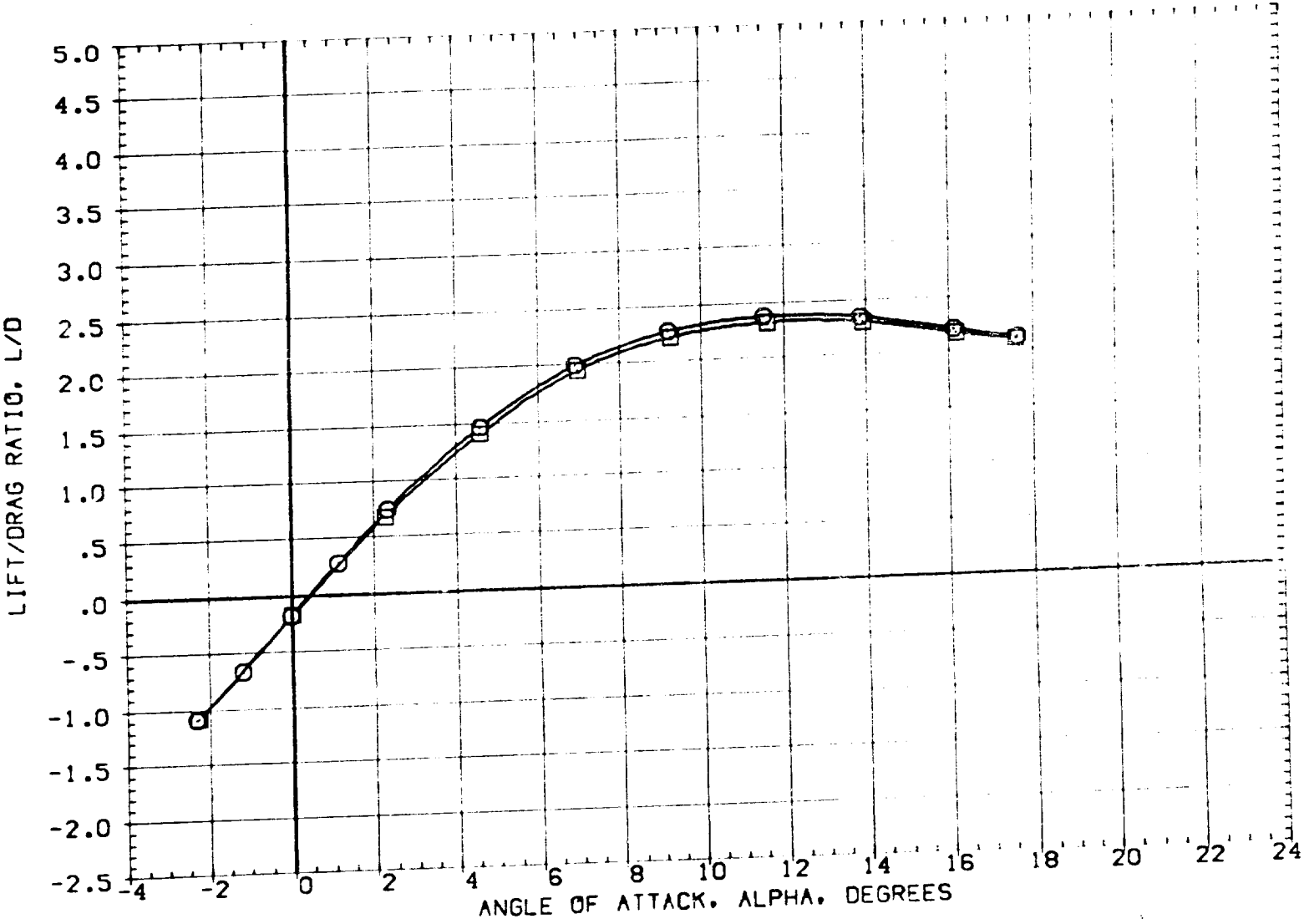

EFFECT OF SPEED BRAKE DEFLECTION

(F)MACH = 1.20

DATA SET	SYMBOL	CONFIGURATION DESCRIPTION	SPOBRK	BOFLAP	ELEVON	RUDDER
(RQZ003)	◇	LRC 8 TPT 668 0A106 B26C9E26F7M7N28R5V8W116	25.000	-11.700	.000	.000
(RQZ001)	□	LRC 8 TPT 668 0A106 B26C9E26F7M7N28R5V8W116	25.000	.000	.000	.000
(RQZ004)	○	LRC 8 TPT 668 0A106 B26C9E26F7M7N28R5V8W116	25.000	16.300	.000	.000

REFERENCE INFORMATION

SREF	2690.0000	SQ.FT.
LREF	474.8100	IN.
BREF	936.6800	INCHES
XMRP	1076.7000	INCHES
YMRP	.0000	INCHES
ZMRP	375.0000	INCHES
SCALE	.0150	SCALE

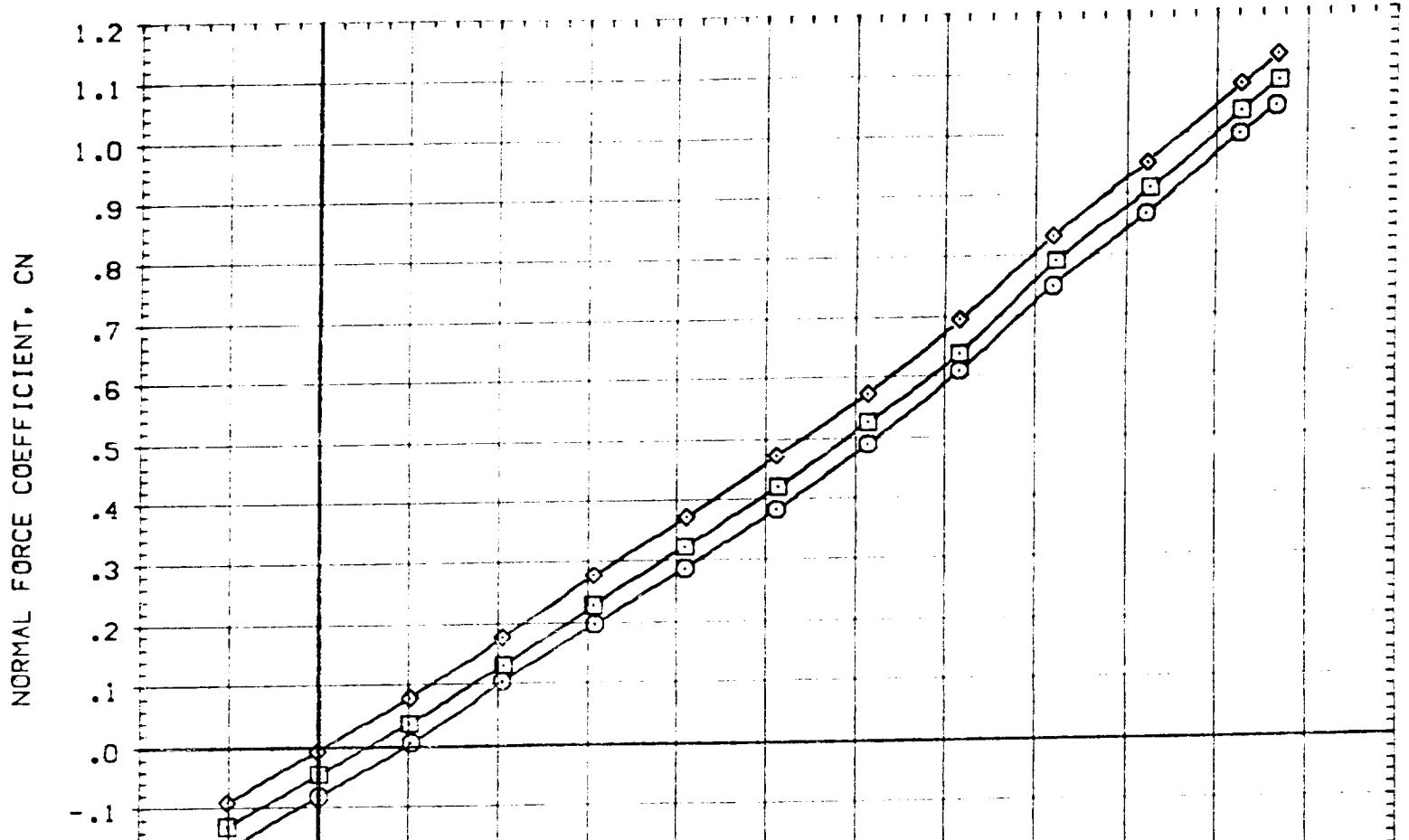

EFFECT OF BODY FLAP DEFLECTION

(A)MACH = .35

DATA SET	SYMBOL	CONFIGURATION DESCRIPTION	SPOBRK	BDFLAP	ELEVON	RUDDER
(RQZ003)	□	LRC B TPT 668 OA106 B26C9E26F7M7N28R5V8W116	25.000	-11.700	.000	.000
(RQZ001)	○	LRC B TPT 668 OA106 B26C9E26F7M7N28R5V8W116	25.000	.000	.000	.000
(RQZ004)	◇	LRC B TPT 668 OA106 B26C9E26F7M7N28R5V8W116	25.000	16.300	.000	.000

REFERENCE INFORMATION

SREF	2690.0000	SQ.FT.
LREF	474.8100	INCHES
BREF	936.6800	INCHES
XMRP	1076.7000	INCHES
YMRP	.0000	INCHES
ZMRP	375.0000	INCHES
SCALE	.0150	SCALE

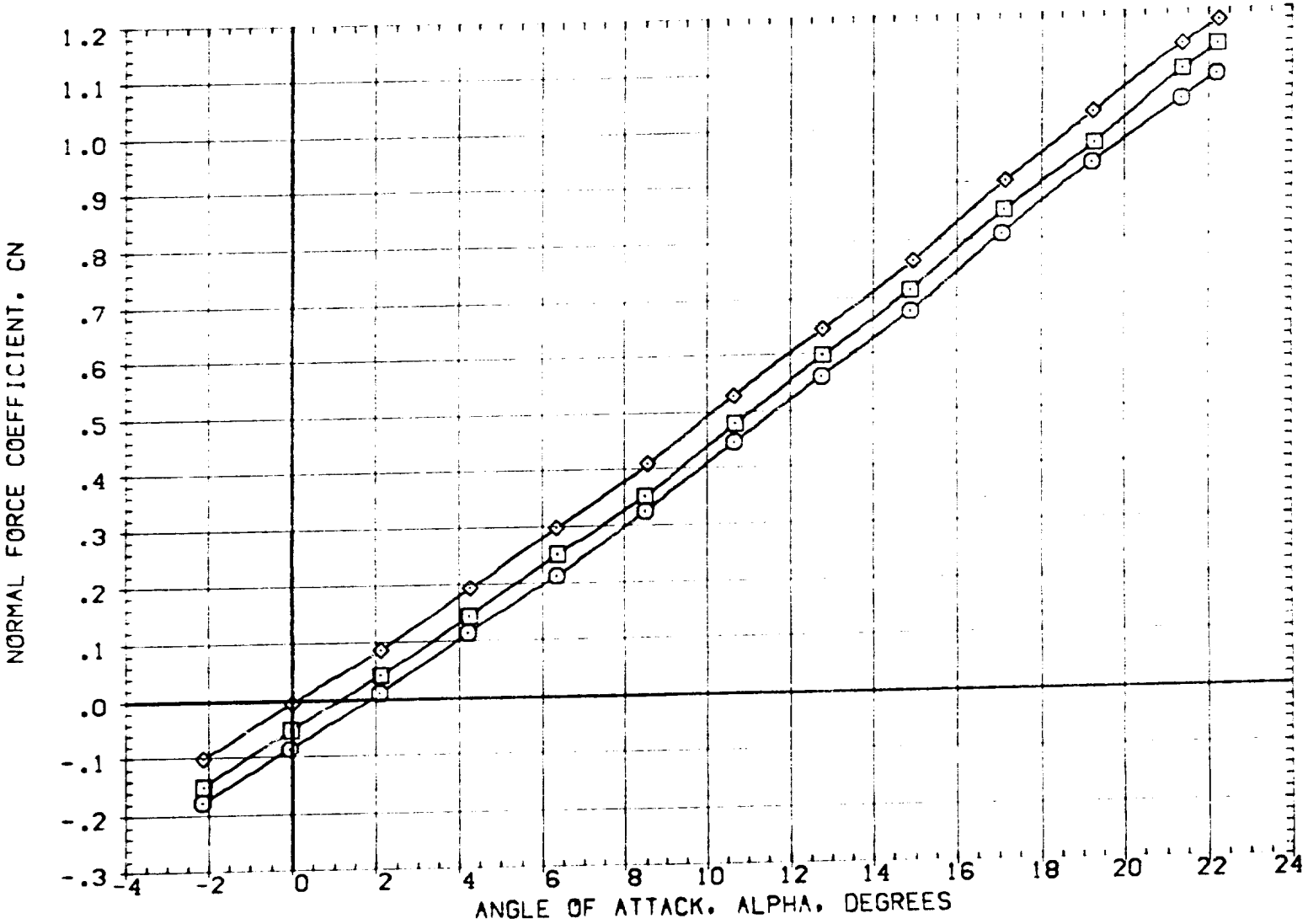

EFFECT OF BODY FLAP DEFLECTION

(B)MACH = .60

DATA SET	SYMBOL	CONFIGURATION DESCRIPTION
[illegible]	◇	LRC 8 TPT 668 OA106 B26C9E26F7M7N28R5V8W116
[illegible]	□	LRC 8 TPT 668 OA106 B26C9E26F7M7N28R5V8W116
[illegible]	○	LRC 8 TPT 668 OA106 B26C9E26F7M7N28R5V8W116

SPOBRK	BOFLAP	ELEVON	RUDDER
25.000	-11.700	.000	.000
25.000	.000	.000	.000
25.000	16.300	.000	.000

REFERENCE INFORMATION

SREF	2690.0000	SQ.FT.
LREF	474.8100	IN.
BREF	936.6800	INCHES
XMRP	1076.7000	INCHES
YMRP	.0000	INCHES
ZMRP	375.0000	INCHES
SCALE	.0150	SCALE

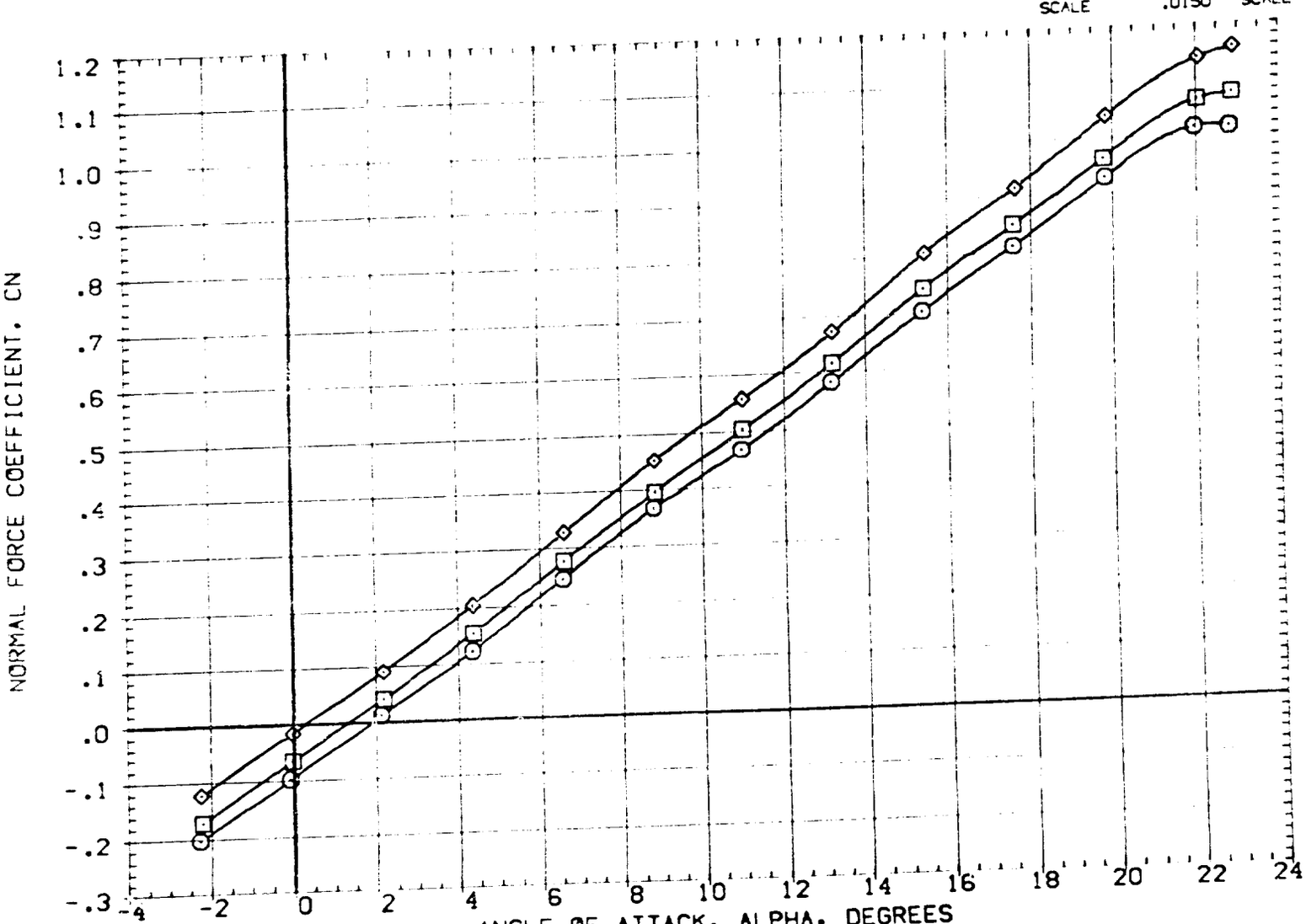

EFFECT OF BODY FLAP DEFLECTION

(C)MACH = .80

DATA SET	SYMBOL	CONFIGURATION DESCRIPTION
(RQZ003)	□	LRC 8 TPT 668 0A106 B26C9E26F7M7N28R5V8V116
(RQZ001)	◇	LRC 8 TPT 668 0A106 B26C9E26F7M7N28R5V8V116
(RQZ004)	◇	LRC 8 TPT 668 0A106 B26C9E26F7M7N28R5V8V116

SPOBRK	90FLAP	ELEVON	RUDDER
25.000	-11.700	.000	.000
25.000	.000	.000	.000
25.000	16.300	.000	.000

REFERENCE INFORMATION		
SREF	2690.0000	SQ.FT.
LREF	474.8100	INCHES
BREF	936.6800	INCHES
XMRP	1076.7000	INCHES
YMRP	.0000	INCHES
ZMRP	375.0000	INCHES
SCALE	.0150	SCALE

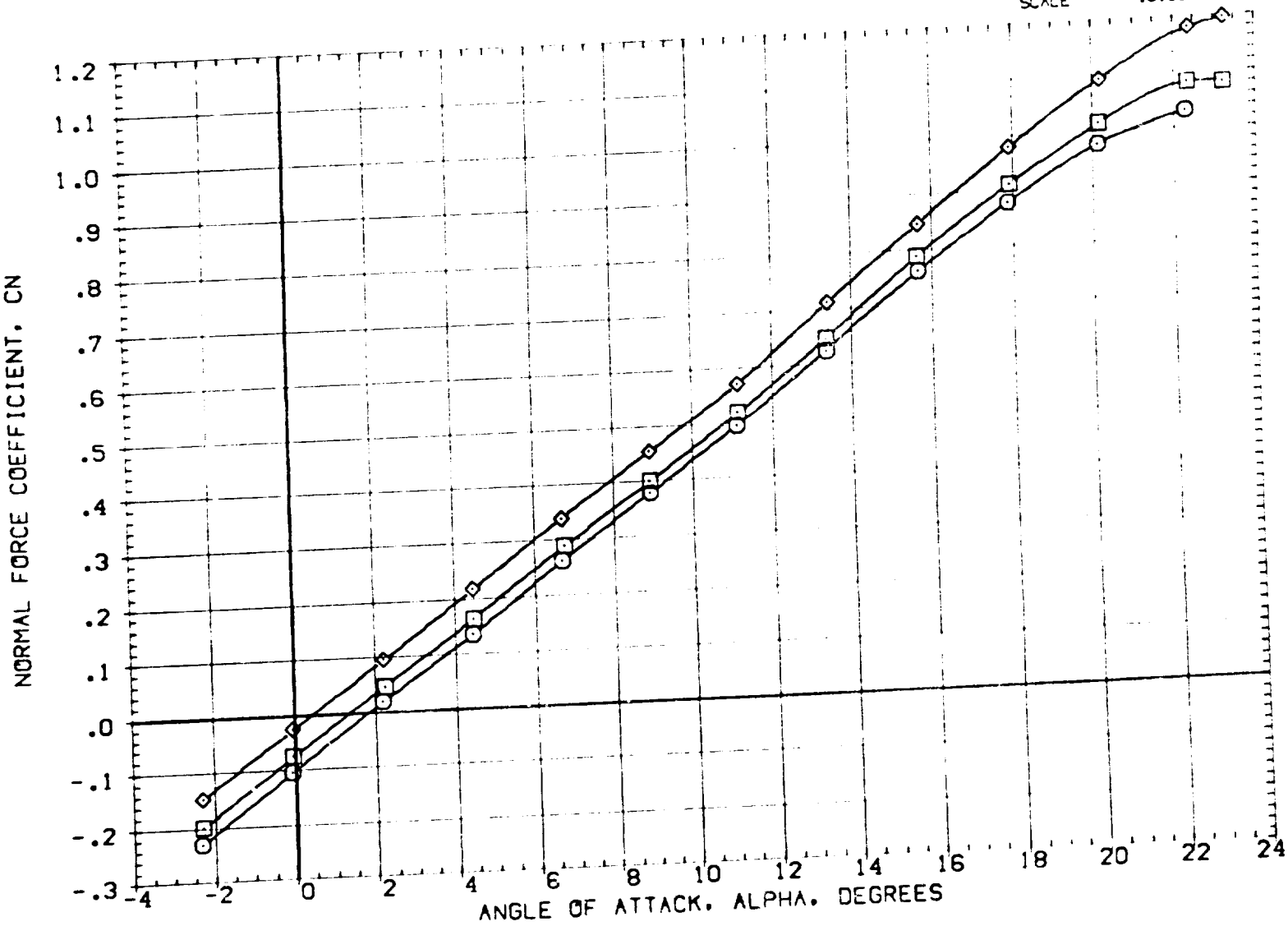

EFFECT OF BODY FLAP DEFLECTION

(D)MACH = .90

DATA SET	SYMBOL	CONFIGURATION DESCRIPTION
(RGZ003)	○	ERC 8 TPT 668 0A106 B26C9E26F7M7N28R5V8W116
(RGZ001)	□	ERC 8 TPT 668 0A106 B26C9E26F7M7N28R5V8W116
(RGZ004)	◇	ERC 8 TPT 668 0A106 B26C9E26F7M7N28R5V8W116

SPDBRK	BDFLAP	ELEVON	RUDDER
25.000	-11.700	.000	.000
25.000	.000	.000	.000
25.000	16.300	.000	.000

REFERENCE INFORMATION

SREF	2690.0000	SQ.FT.
LREF	474.8100	IN.
BREF	936.6800	INCHES
XMRP	1076.7000	INCHES
YMRP	.0000	INCHES
ZMRP	375.0000	INCHES
SCALE	.0150	SCALE

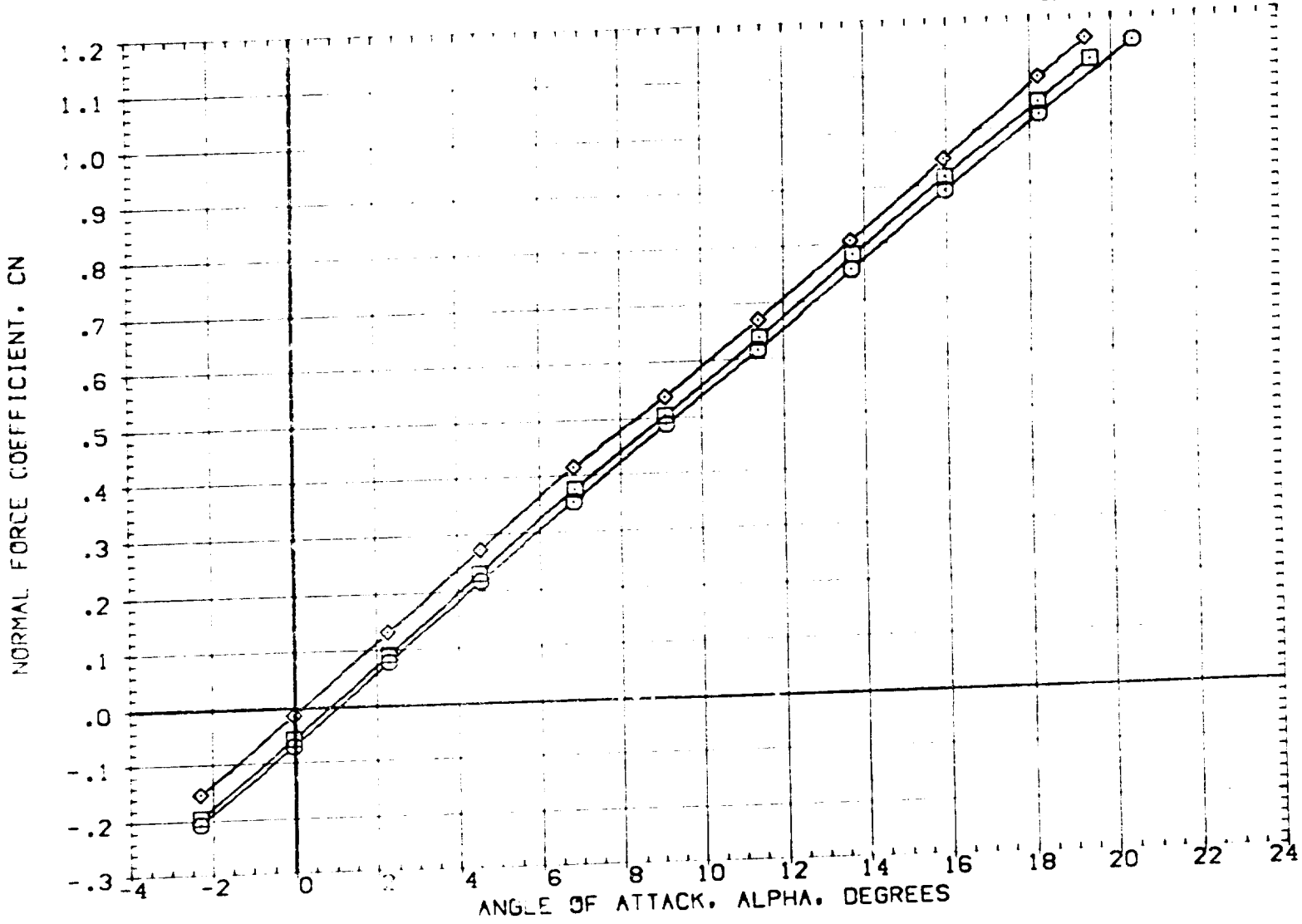

EFFECT OF BODY FLAP DEFLECTION

(E)MACH = .98

DATA SET	SYMBOL	CONFIGURATION DESCRIPTION	SPOBRK	BOFLAP	ELEVON	RUDDER
(R0Z003)	□	LRC 8 TPT 668 CA106 B26C9E26F7M7N28R5V8W116	25.000	-11.700	.000	.000
(R0Z001)	◇	LRC 8 TPT 668 CA106 B26C9E26F7M7N28R5V8W116	25.000	.000	.000	.000
(R0Z004)	△	LRC 8 TPT 668 CA106 B26C9E26F7M7N28R5V8W116	25.000	16.300	.000	.000

REFERENCE INFORMATION

SREF	2690.0000	SQ.FT.
LREF	474.8100	INCHES
BREF	936.6800	INCHES
XMRP	1076.7000	INCHES
YMRP	.0000	INCHES
ZMRP	375.0000	INCHES
SCALE	.0150	SCALE

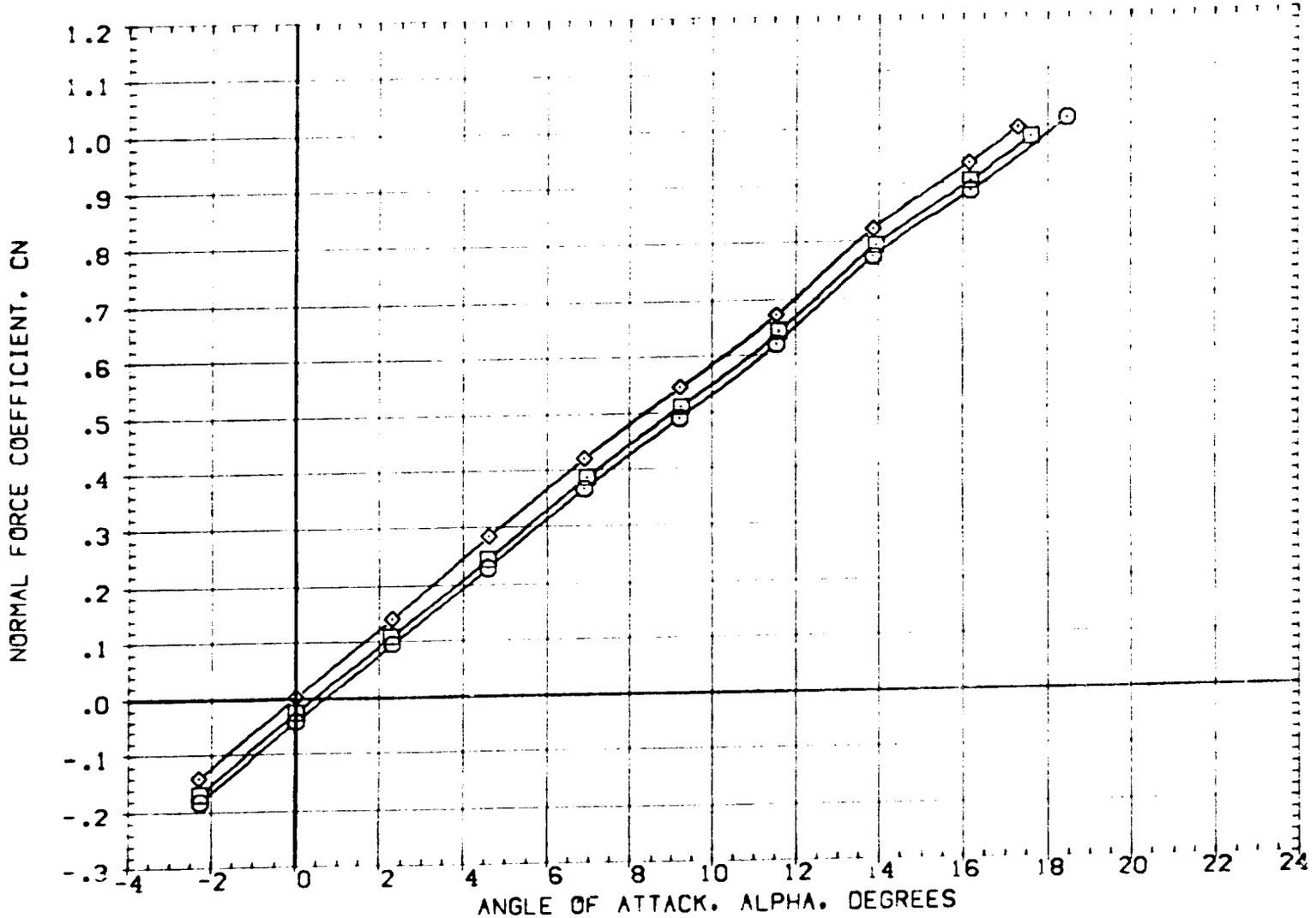

EFFECT OF BODY FLAP DEFLECTION

(F)MACH = 1.20

DATA SET	SYMBOL	CONFIGURATION DESCRIPTION	SPOBRK	BOFLAP	ELEVON	RUDDER
RSZ003		CRV 8 TPT 668 0A106 826C9E26F [illegible]28R5V8W116	25.000	-11.700	.000	.000
RSZ002		CRV 8 TPT 668 0A106 826C9E26F [illegible]28R5V8W116	25.000	.000	.000	.000
RSZ001		CRV 8 TPT 668 0A106 826C9E26F [illegible]28R5V8W116	25.000	16.300	.000	.000

REFERENCE INFORMATION

SREF	2690.0000	SQ.FT.
LREF	474.8100	IN.
BREF	936.6800	INCHES
XMRP	1076.7000	INCHES
YMRP	.0000	INCHES
ZMRP	375.0000	INCHES
SCALE	.0150	SCALE

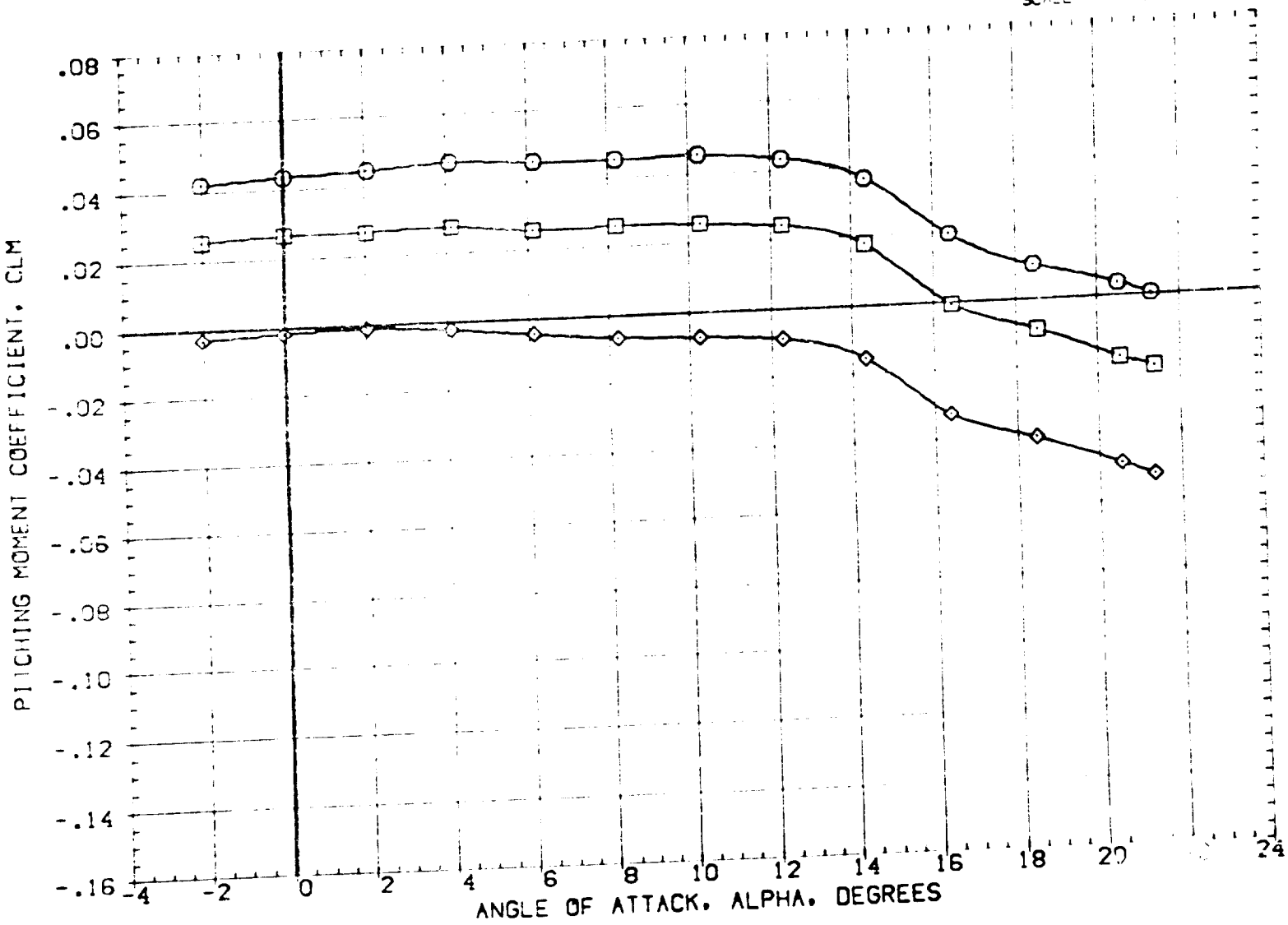

EFFECT OF BODY FLAP DEFLECTION

(A)MACH = .35

DATA SET	SYMBOL	CONFIGURATION DESCRIPTION	SPEBRK	BDFLAP	ELEVON	RUDDER
(RQZ003)	○	LRC @ TPT 668 0A106 B26C9E26F7M7N28R5V8W116	25.000	-11.700	.000	.000
(RQZ001)	□	LRC @ TPT 668 0A106 B26C9E26F7M7N28R5V8W116	25.000	.000	.000	.000
(RQZ004)	◇	LRC @ TPT 668 0A106 B26C9E26F7M7N28R5V8W116	25.000	16.300	.000	.000

REFERENCE INFORMATION

SREF	2690.0000	SQ.FT.
LREF	474.8100	IN.
BREF	936.6800	INCHES
XMRP	1076.7000	INCHES
YMRP	.0000	INCHES
ZMRP	375.0000	INCHES
SCALE	.0150	SCALE

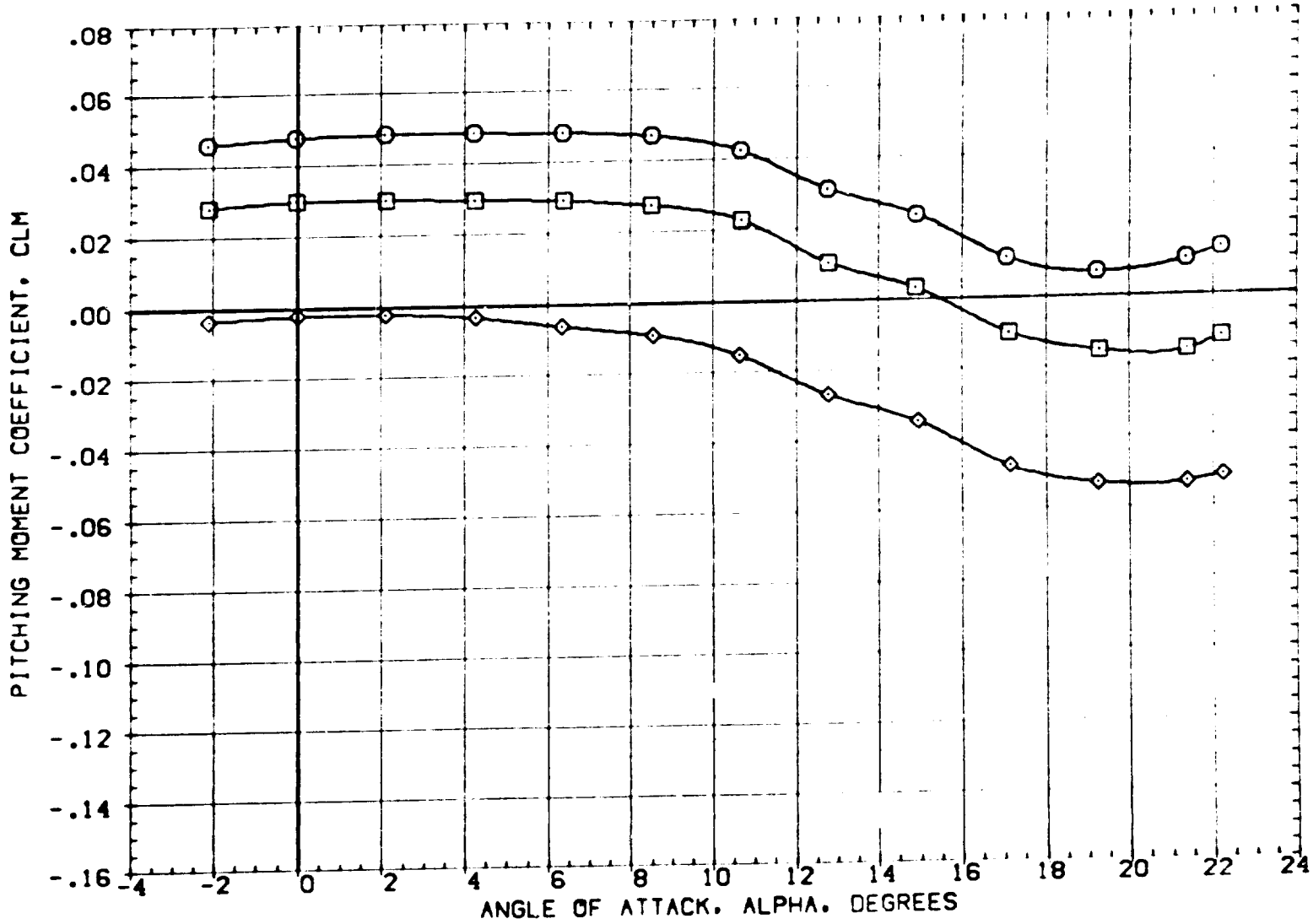

EFFECT OF BODY FLAP DEFLECTION

(B)MACH = .60

DATA SET	SYMBOL	CONFIGURATION DESCRIPTION
(RGZ003)	○	LRC 8 TPT 668 0A106 B26C9E26F7M7N28R5V8W116
(RGZ003)	□	LRC 8 TPT 668 0A106 B26C9E26F7M7N28R5V8W116
(RGZ004)	◇	LRC 8 TPT 668 0A106 B26C9E26F7M7N28R5V8W116

SPOBRK	BOFLAP	ELEVON	RUDDER
25.000	-11.700	.000	.000
25.000	.000	.000	.000
25.000	16.300	.000	.000

REFERENCE INFORMATION

SREF	2690.0000	SQ.FT
LREF	474.8100	IN.
BREF	936.5800	INCHES
XMRP	1076.7000	INCHES
YMRP	.0000	INCHES
ZMRP	375.0000	INCHES
SCALE	.0150	SCALE

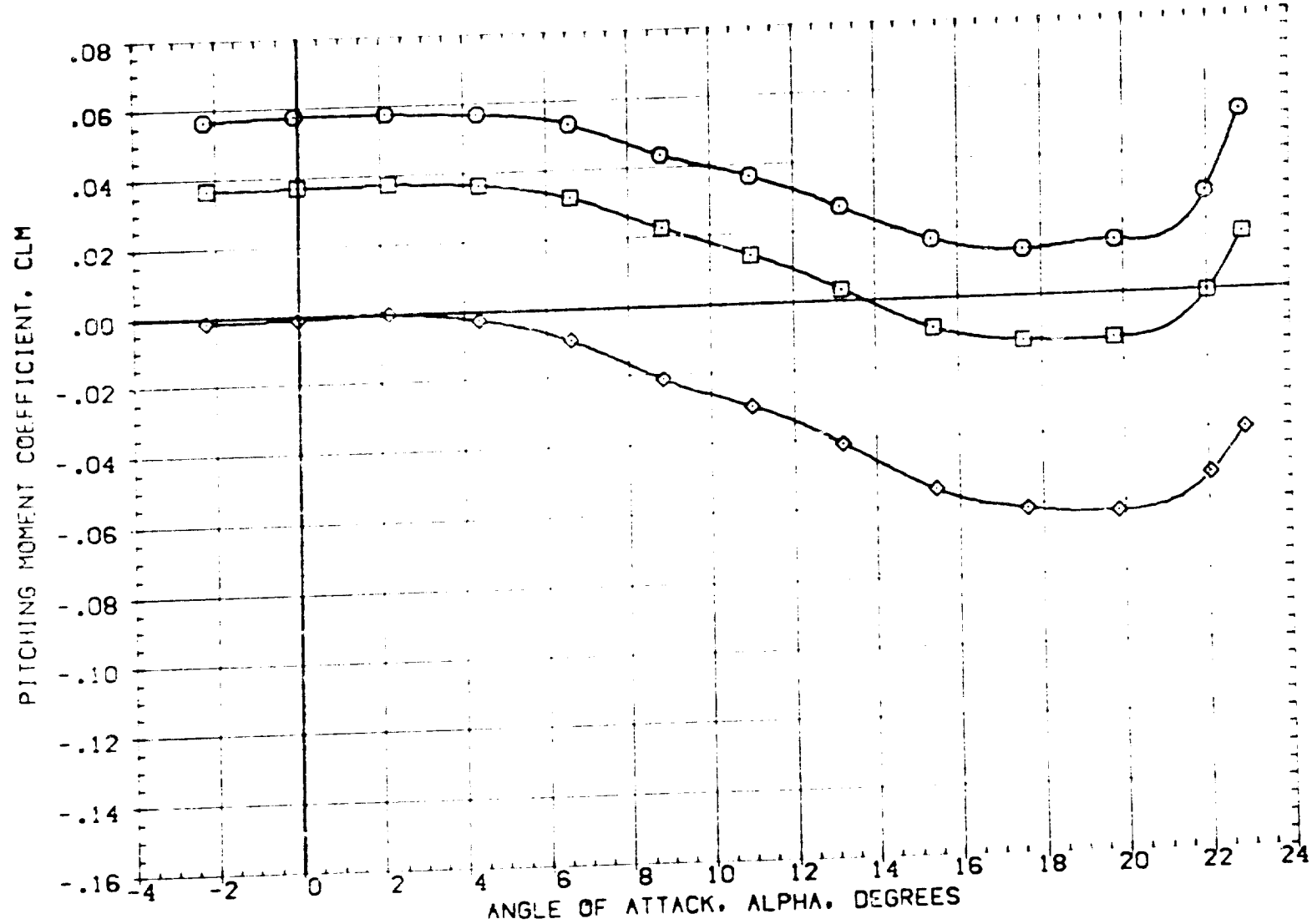

EFFECT OF BODY FLAP DEFLECTION

(C)MACH = .80

DATA SET	SYMBOL	CONFIGURATION DESCRIPTION
(RQZ003)	□	LRC 8 TPT 668 0A106 B26C9E26F7M7N28R5V8W116
(RQZ001)	◁	LRC 8 TPT 668 0A106 B26C9E26F7M7N28R5V8W116
(RQZ004)	◇	LRC 8 TPT 668 0A106 B26C9E26F7M7N28R5V8W116

SPOBRK	BOFLAP	ELEVON	RUDDER
25.000	-11.700	.000	.000
25.000	.000	.000	.000
25.000	16.300	.000	.000

REFERENCE INFORMATION

SREF	2690.0000	SQ.FT.
LREF	474.8100	IN.
BREF	936.6800	INCHES
XMRP	1076.7000	INCHES
YMRP	.0000	INCHES
ZMRP	375.0000	INCHES
SCALE	.0150	SCALE

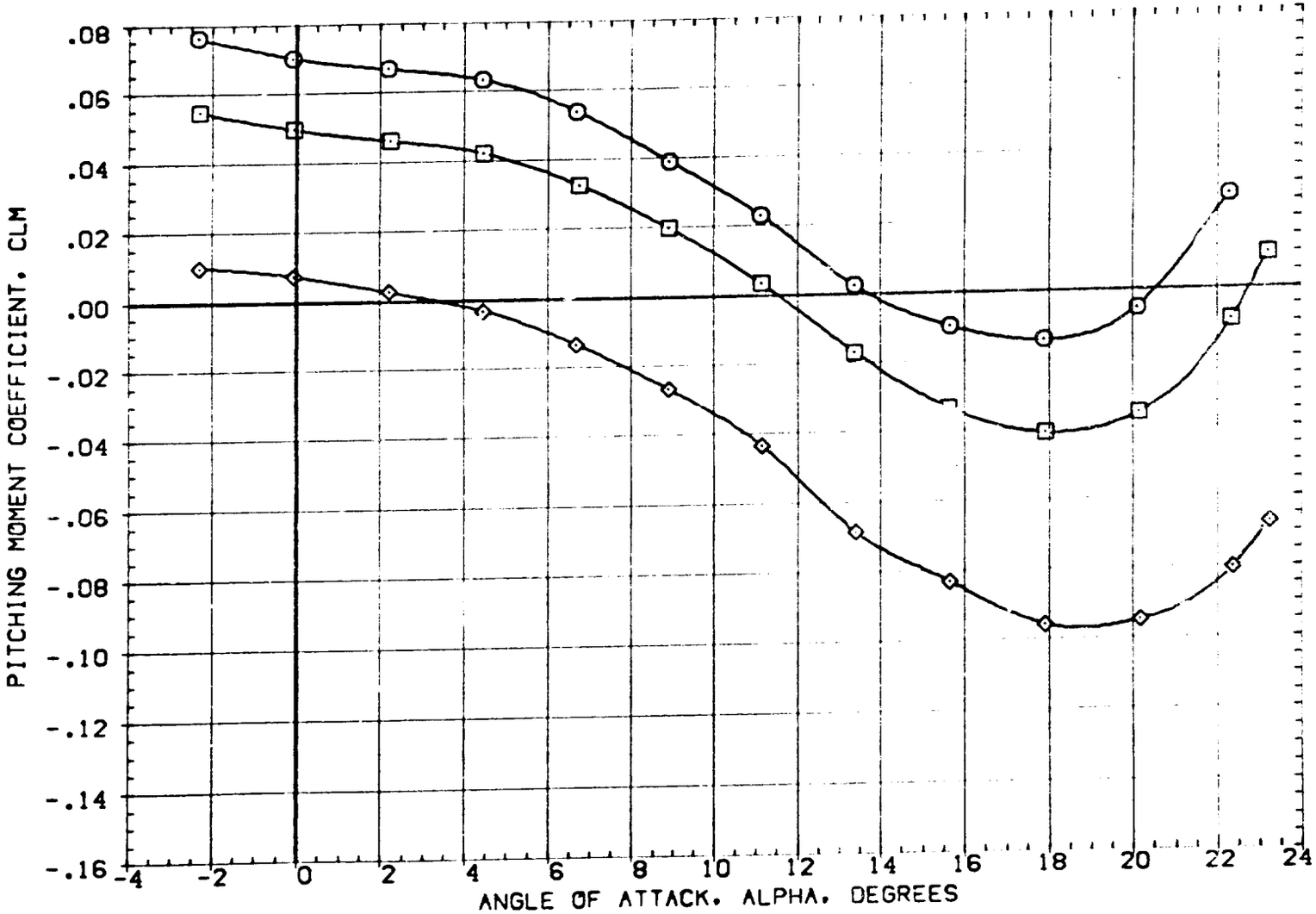

EFFECT OF BODY FLAP DEFLECTION

(D)MACH = .90

DATA SET	SYMBOL	CONFIGURATION DESCRIPTION	SPOBRK	BOFLAP	ELEVON	RUDDER
(RQZ003)	□	LRC 8 TPT 668 0A106 B26C9E26F7M7N28R5V8W116	25.000	-11.700	.000	.000
(RQZ001)	○	LRC 8 TPT 668 0A106 B26C9E26F7M7N28R5V8W116	25.000	.000	.000	.000
(RQZ004)	◇	LRC 8 TPT 668 0A106 B26C9E26F7M7N28R5V8W116	25.000	16.300	.000	.000

REFERENCE INFORMATION

SREF	2690.0000	SQ.FT.
LREF	474.8100	IN.
BREF	936.6800	INCHES
XMRP	1076.7000	INCHES
YMRP	.0000	INCHES
ZMRP	375.0000	INCHES
SCALE	.0150	SCALE

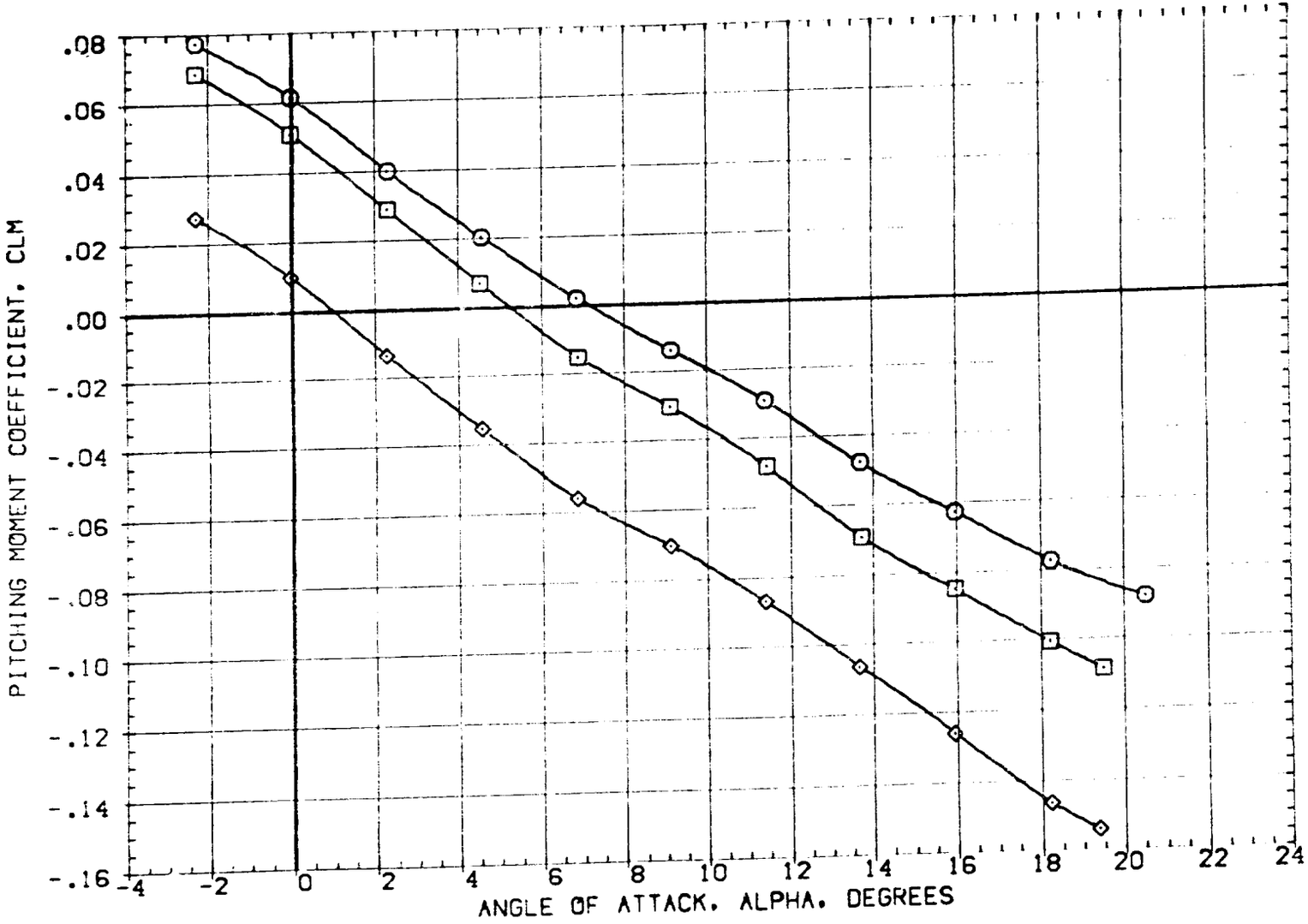

EFFECT OF BODY FLAP DEFLECTION

(E)MACH = .98

DATA SET SYMBOL	CONFIGURATION DESCRIPTION	SPOBRK	BDFLAP	ELEVON	RUDDER
[RQZ003]	LRC 8 TPT 668 0A106 B26C9E26F7M7N28R5V8W116	25.000	-11.700	.000	.000
[RQZ001]	LRC 8 TPT 668 0A106 B26C9E26F7M7N28R5V8W116	25.000	.000	.000	.000
[RQZ004]	LRC 8 TPT 668 0A106 B26C9E26F7M7N28R5V8W116	25.000	16.300	.000	.000

REFERENCE INFORMATION		
SREF	2690.0000	SQ.FT.
LREF	474.8100	IN.
BREF	936.6800	INCHES
XMRP	1076.7000	INCHES
YMRP	.0000	INCHES
ZMRP	375.0000	INCHES
SCALE	.0150	SCALE

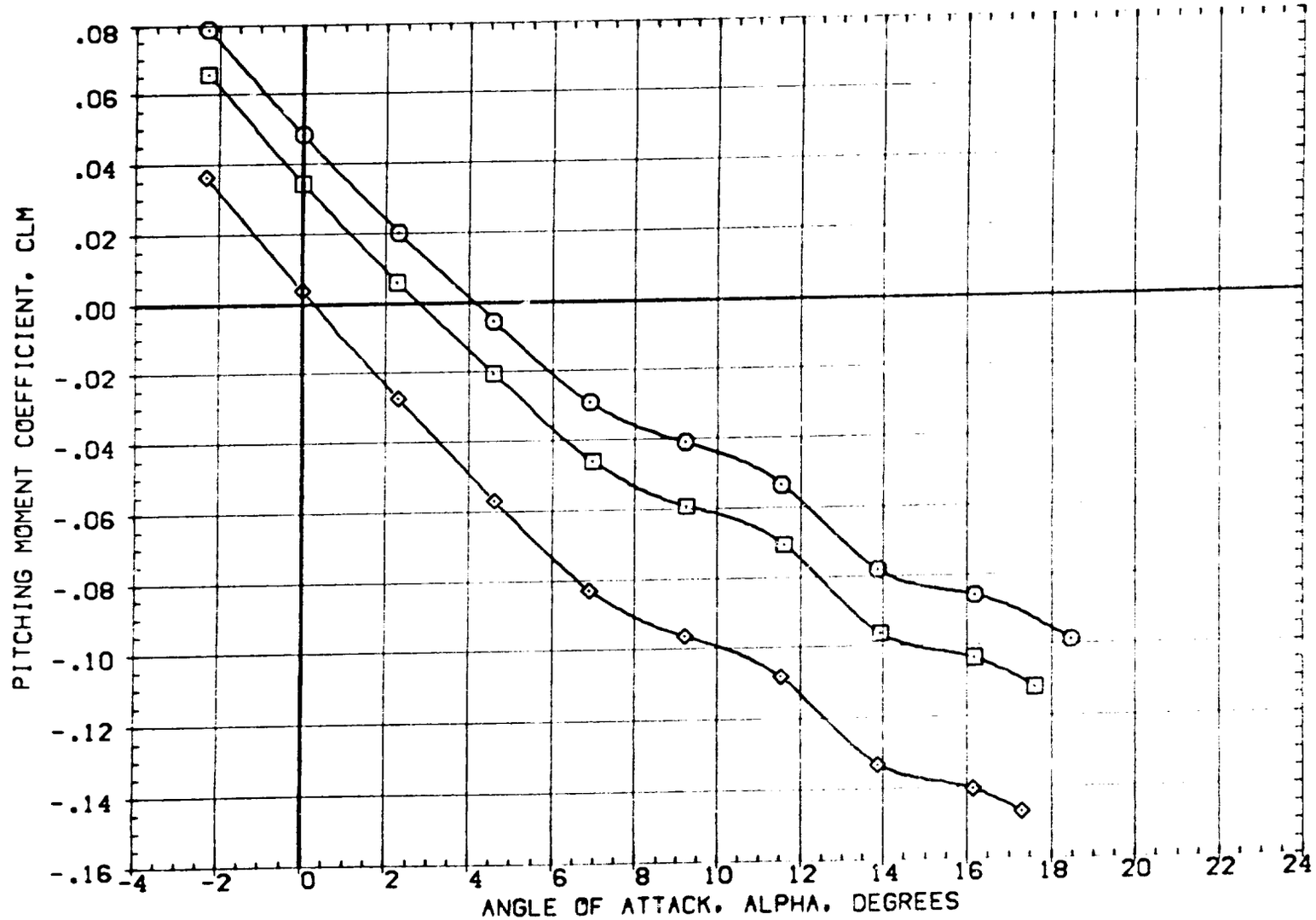

EFFECT OF BODY FLAP DEFLECTION

(F)MACH = 1.20

DATA SET	SYMBOL	CONFIGURATION DESCRIPTION	SPOBRK	BOFLAP	ELEVON	RUDDER
(RQZ003)	○	LRC 8 TPT 668 0A106 B26C9E[illegible]3F7M7N28R5V8V116	25.000	-11.700	.000	.000
(RQZ001)	□	LRC 8 TPT 668 0A106 B26C9E26F7M7N28R5V8V116	25.000	.000	.000	.000
(RQZ004)	◇	LRC 8 TPT 668 0A106 B26C9E26F7M7N28R5V8V116	25.000	16.300	.000	.000

REFERENCE INFORMATION		
SREF	2690.0000	SQ.FT.
LREF	474.8100	IN.
BREF	936.6800	INCHES
XMRP	1076.7000	INCHES
YMRP	.0000	INCHES
ZMRP	375.0000	INCHES
SCALE	.0150	SCALE

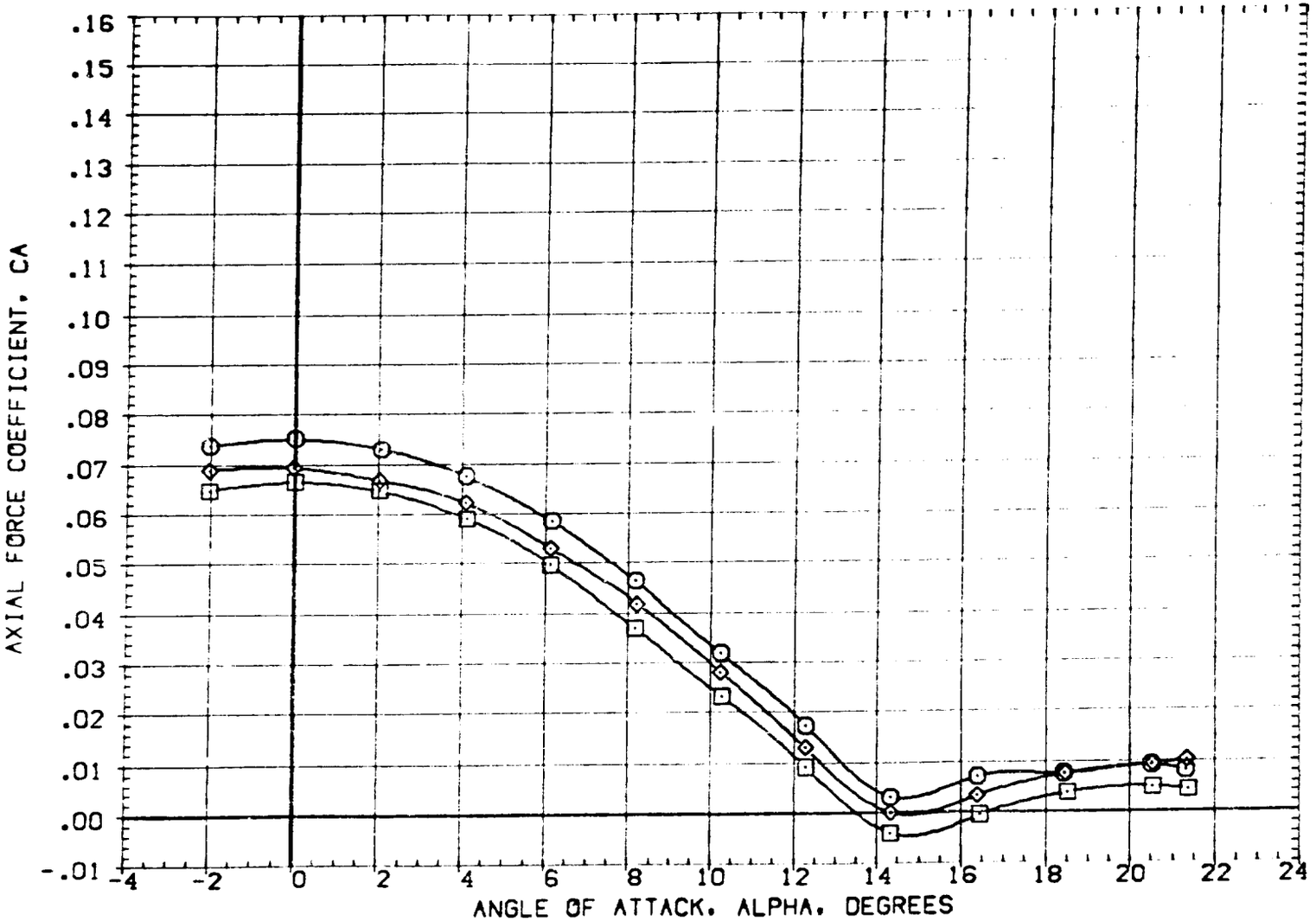

EFFECT OF BODY FLAP DEFLECTION

(A)MACH = .35

DATA SET	SYMBOL	CONFIGURATION DESCRIPTION	SPOBRK	BDFLAP	ELEVON	RUDDER
[RQZ003]	○	LRC 8 TPT 668 0A106 B26C9E26F7M7N28R5V8V116	25.000	-11.700	.000	.000
[RQZ001]	□	LRC 8 TPT 668 0A106 B26C9E26F7M7N28R5V8V116	25.000	.000	.000	.000
[RQZ004]	◇	LRC 8 TPT 668 0A106 B26C9E26F7M7N28R5V8V116	25.000	16.300	.000	.000

REFERENCE INFORMATION

SREF	2690.0000	SQ.FT.
LREF	474.8100	IN.
BREF	936.6800	INCHES
XMRP	1076.7000	INCHES
YMRP	.0000	INCHES
ZMRP	375.0000	INCHES
SCALE	.0150	SCALE

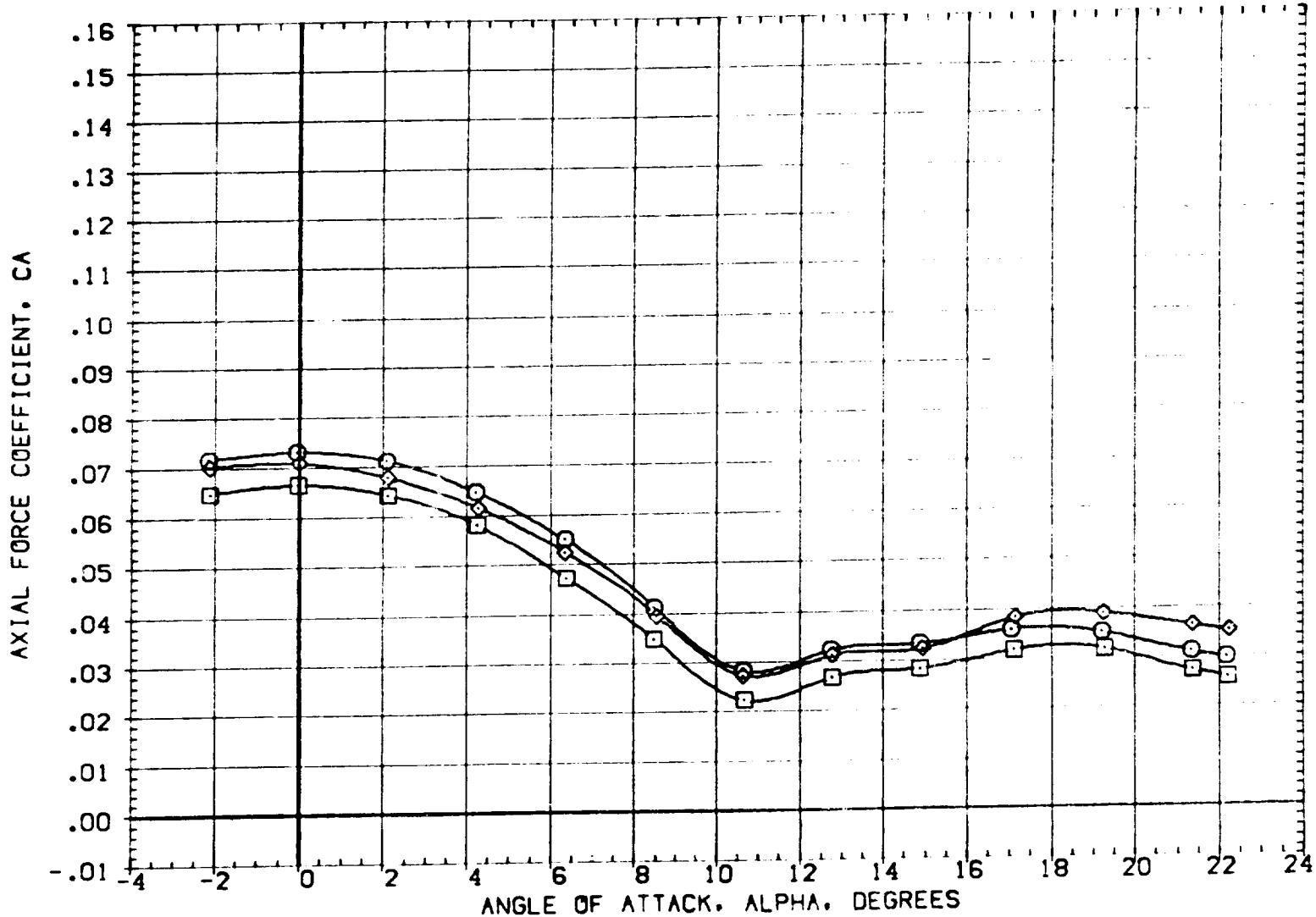

EFFECT OF BODY FLAP DEFLECTION

(B)MACH = .60

DATA SET	SYMBOL	CONFIGURATION DESCRIPTION	SPOBRK	BOFLAP	ELEVON	RUDDER
(RQZ003)	○	LRC 8 TPT 668 0A106 B26C9E26F7M7N28R5V8V116	25.000	-11.700	.000	.000
(RQZ001)	□	LRC 8 TPT 666 0A106 B26C9E26F7M7N28R5V8V116	25.000	.000	.000	.000
(RQZ004)	◇	LRC 8 TPT 668 0A106 B26C9E26F7M7N28R5V8V116	25.000	16.300	.000	.000

REFERENCE INFORMATION		
SREF	2690.0000	SQ.FT.
LREF	474.8100	IN.
BREF	936.6800	INCHES
XMRP	1076.7000	INCHES
YMRP	.0000	INCHES
ZMRP	375.0000	INCHES
SCALE	.0150	SCALE

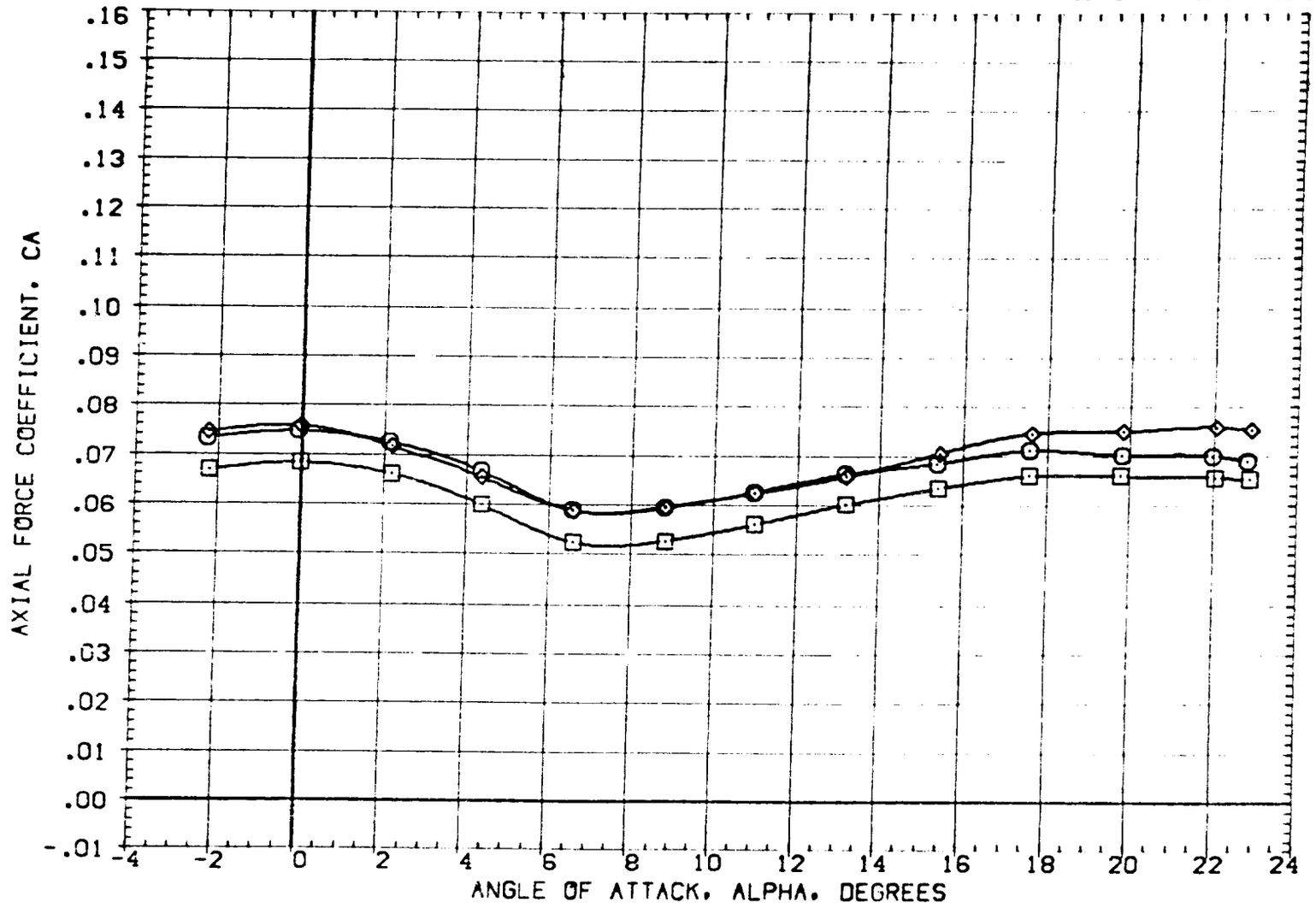

EFFECT OF BODY FLAP DEFLECTION

(C)MACH = .80

DATA SET	SYMBOL	CONFIGURATION DESCRIPTION	SPDBRK	BDFLAP	ELEVON	RUDDER
(RQZ003)	○	LRC 8 TPT 668 0A106 B26C9E26F7M7N28R5V8W116	25.000	-11.700	.000	.000
(RQZ001)	□	LRC 8 TPT 668 0A106 B26C9E26F7M7N28R5V8W116	25.000	.000	.000	.000
(RQZ004)	◇	LRC 8 TPT 668 0A106 B26C9E26F7M7N28R5V8W116	25.000	16.300	.000	.000

REFERENCE INFORMATION

SREF	2690.0000	SQ.FT.
LREF	474.8100	IN.
BREF	936.6800	INCHES
XMRP	1076.7000	INCHES
YMRP	.0000	INCHES
ZMRP	375.0000	INCHES
SCALE	.0150	SCALE

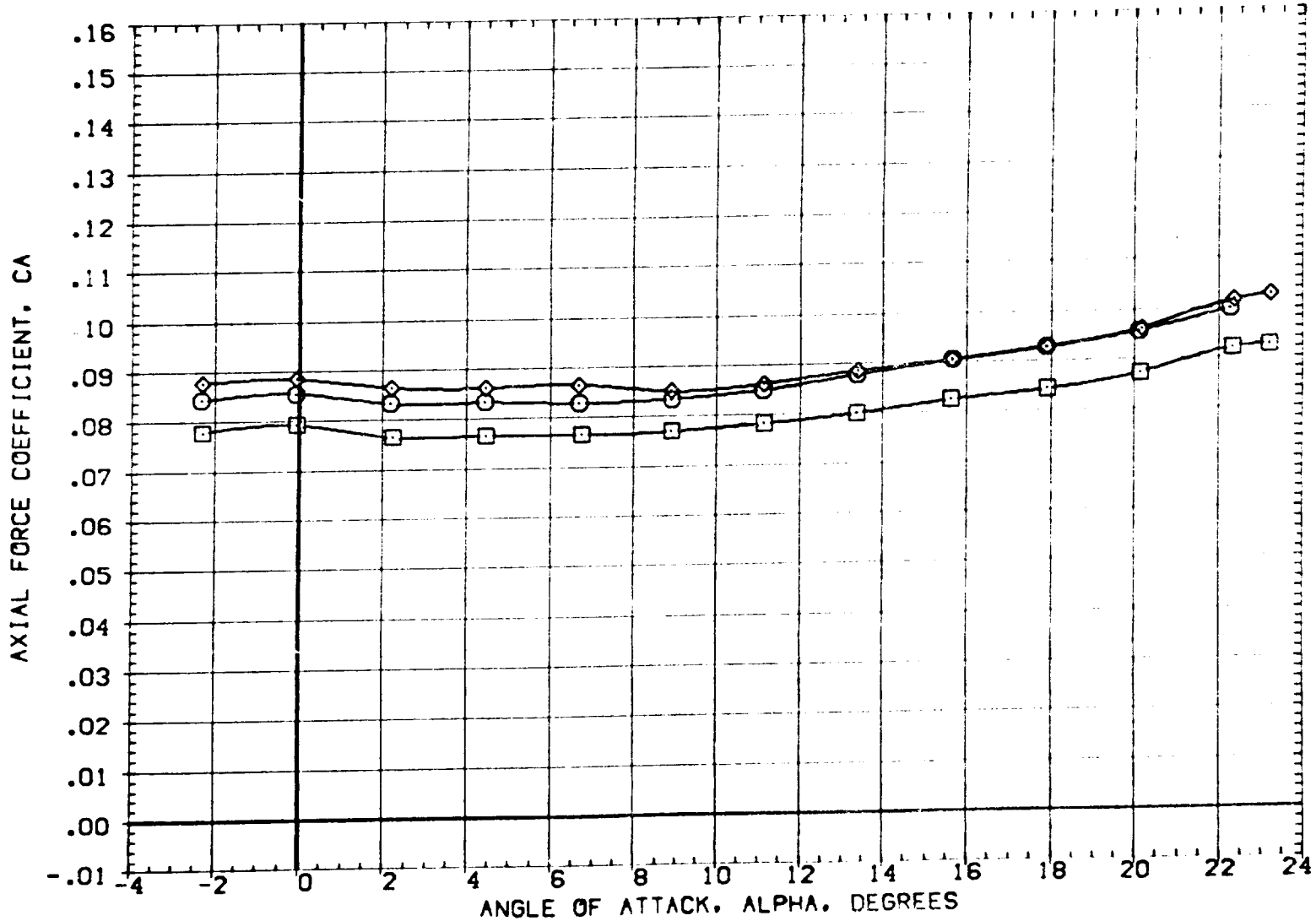

EFFECT OF BODY FLAP DEFLECTION

(D)MACH = .90

DATA SET	SYMBOL	CONFIGURATION DESCRIPTION	SPOBRK	BOFLAP	ELEVON	RUDDER
(RQZ003)	○	LRC 8 TPT 668 0A106 B26C9E26F7M7N28R5V8V116	25.000	-11.700	.000	.000
(RQZ001)	□	LRC 8 TPT 668 0A106 B26C9E26F7M7N28R5V8V116	25.000	.000	.000	.000
(RQZ004)	◇	LRC 8 TPT 668 0A106 B26C9E26F7M7N28R5V8V116	25.000	16.300	.000	.000

REFERENCE INFORMATION		
SREF	2690.0000	SQ.FT.
LREF	474.8100	IN.
BREF	936.6800	INCHES
XMRP	1076.7000	INCHES
YMRP	.0000	INCHES
ZMRP	375.0000	INCHES
SCALE	.0150	SCALE

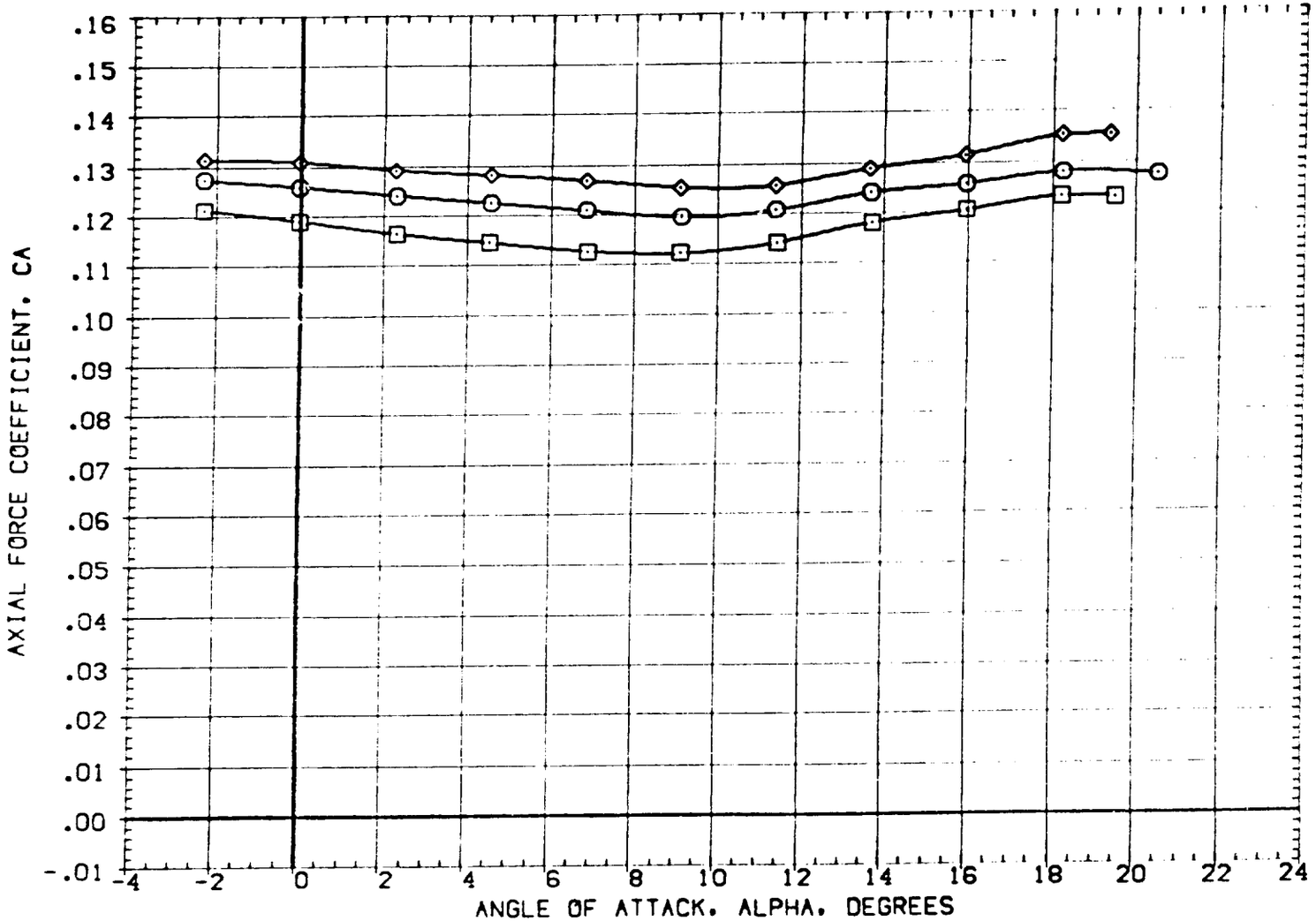

EFFECT OF BODY FLAP DEFLECTION

(E)MACH = .98

DATA SET	SYMBOL	CONFIGURATION DESCRIPTION	SPOBRK	BDFLAP	ELEVON	RUDDER
(RQZ003)	○	LRC 8 TPT 668 0A106 B26C9E26F7M7N20R5V8W116	25.000	-11.700	.000	.000
(RQZ001)	□	LRC 8 TPT 668 0A106 B26C9E26F7M7N20R5V8W116	25.000	.000	.000	.000
(RQZ004)	◇	LRC 8 TPT 668 0A106 B26C9E26F7M7N20R5V8W116	25.000	16.300	.000	.000

REFERENCE INFORMATION

SREF	2690.0000	SQ.FT.
LREF	474.8100	IN.
BREF	936.6800	INCHES
XMRP	1076.7000	INCHES
YMRP	.0000	INCHES
ZMRP	375.0000	INCHES
SCALE	.0150	SCALE

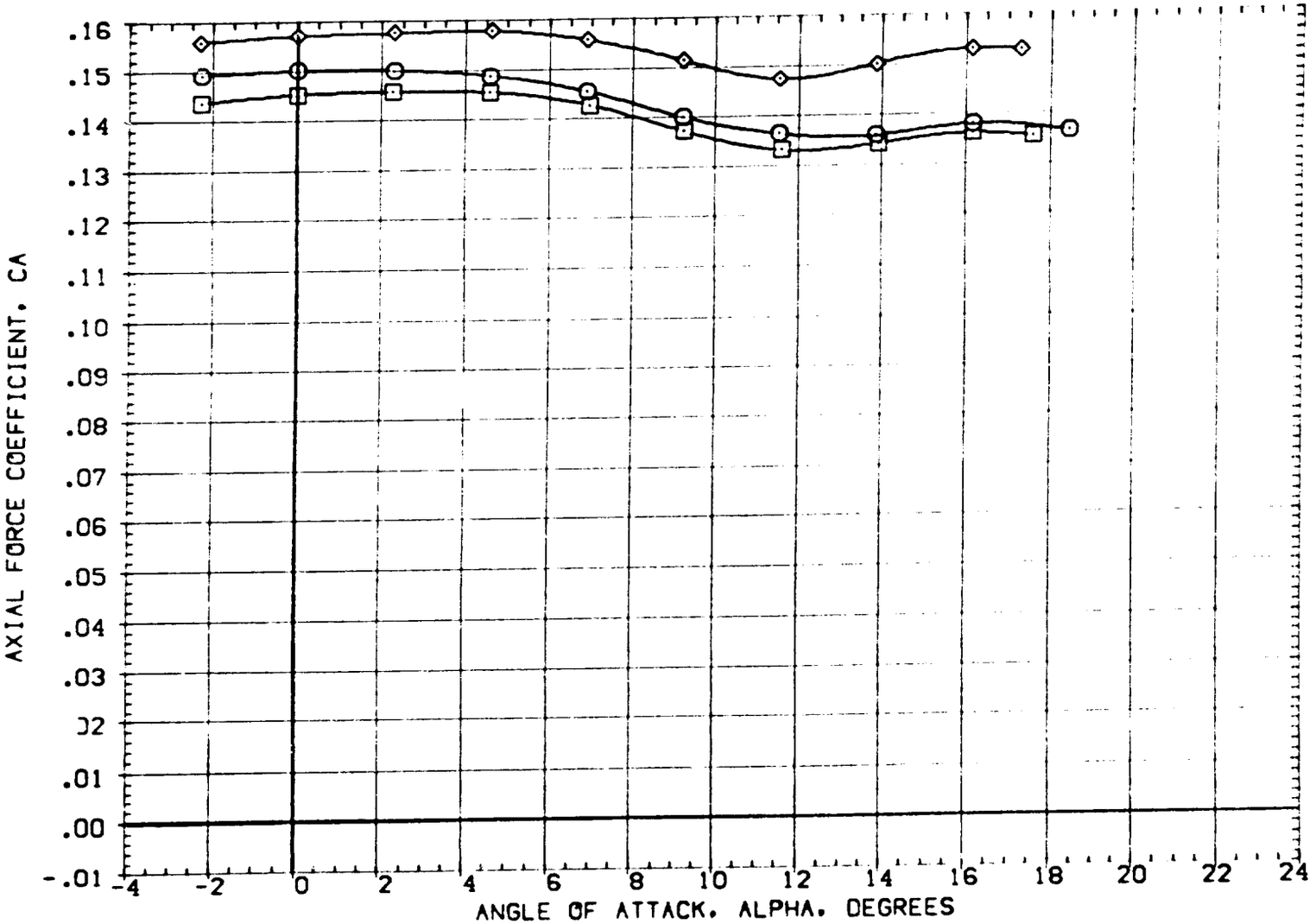

EFFECT OF BODY FLAP DEFLECTION

(F)MACH = 1.20

DATA SET	SYMBOL	CONFIGURATION DESCRIPTION	SPOBRK	BOFLAP	ELEVON	RUDDER
(RQZ003)	○	LRC B TPT 668 0A106 B26C9E26F7M7N28R5V8W116	25.000	-11.700	.000	.000
(RQZ001)	□	LRC B TPT 668 0A106 B26C9E26F7M7N28R5V8W116	25.000	.000	.000	.000
(RQZ004)	◇	LRC B TPT 668 0A106 B26C9E26F7M7N28R5V8W116	25.000	16.300	.000	.000

REFERENCE INFORMATION		
SREF	2690.0000	SQ.FT.
LREF	474.8100	IN.
BREF	936.6800	INCHES
XMRP	1076.7000	INCHES
YMRP	.0000	INCHES
ZMRP	375.0000	INCHES
SCALE	.0150	SCALE

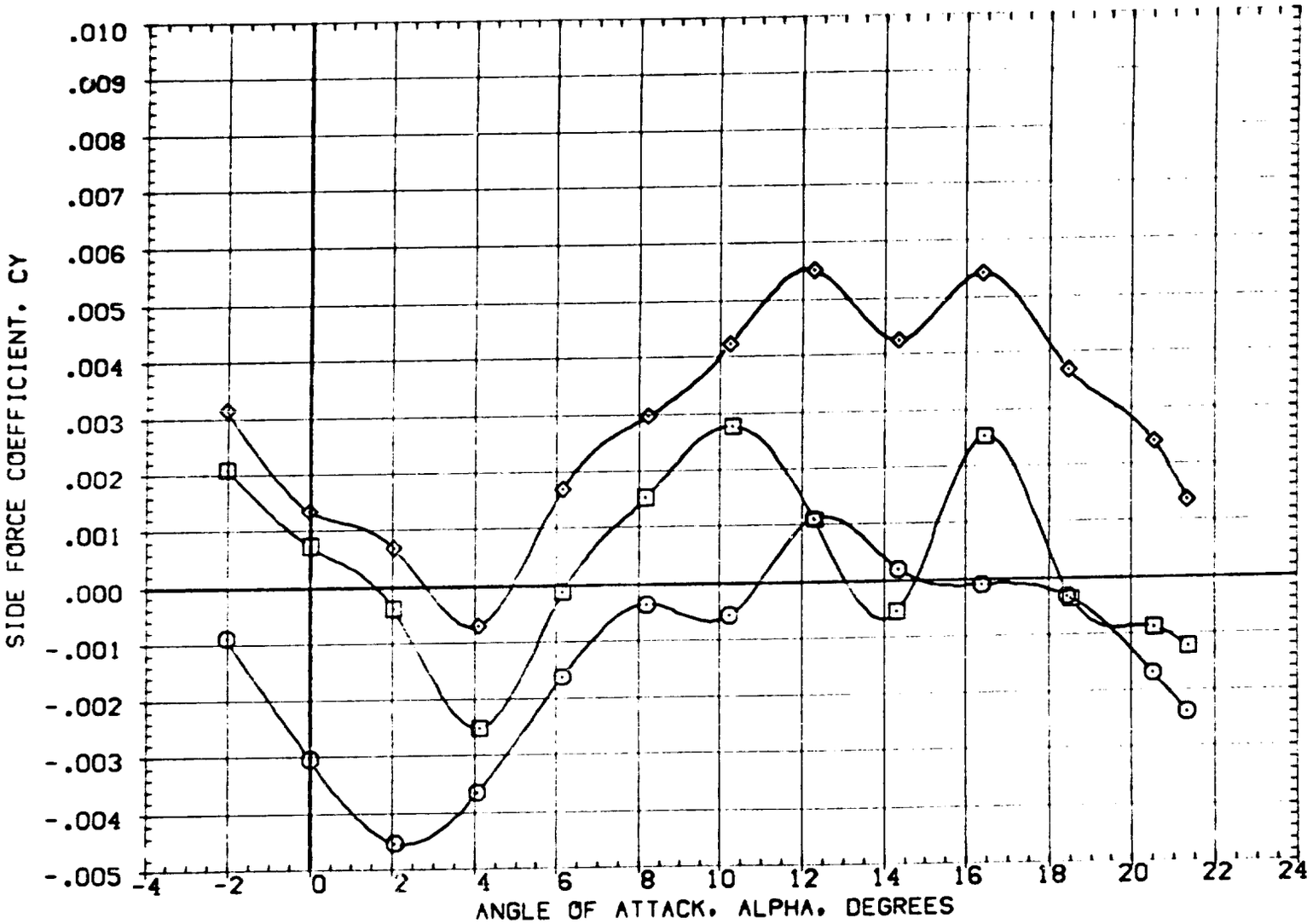

EFFECT OF BODY FLAP DEFLECTION

(A)MACH = .35

DATA SET	SYMBOL	CONFIGURATION DESCRIPTION	SPOBRK	BOFLAP	ELEVON	RUDDER
(RQZ003)	□	LRC 8 TPT 668 0A106 B26C9E26F7M7N28R5V8V116	25.000	-11.700	.000	.000
(RQZ001)	◁	LRC 8 TPT 668 0A106 B26C9E26F7M7N28R5V8V116	25.000	.000	.000	.000
(RQZ004)	◇	LRC 8 TPT 668 0A106 B26C9E26F7M7N28R5V8V116	25.000	16.300	.000	.000

REFERENCE INFORMATION		
SREF	2590.0000	SQ.FT.
LREF	474.8100	IN.
BREF	936.6800	INCHES
XMRP	1076.7000	INCHES
YMRP	.0000	INCHES
ZMRP	375.0000	INCHES
SCALE	.0150	SCALE

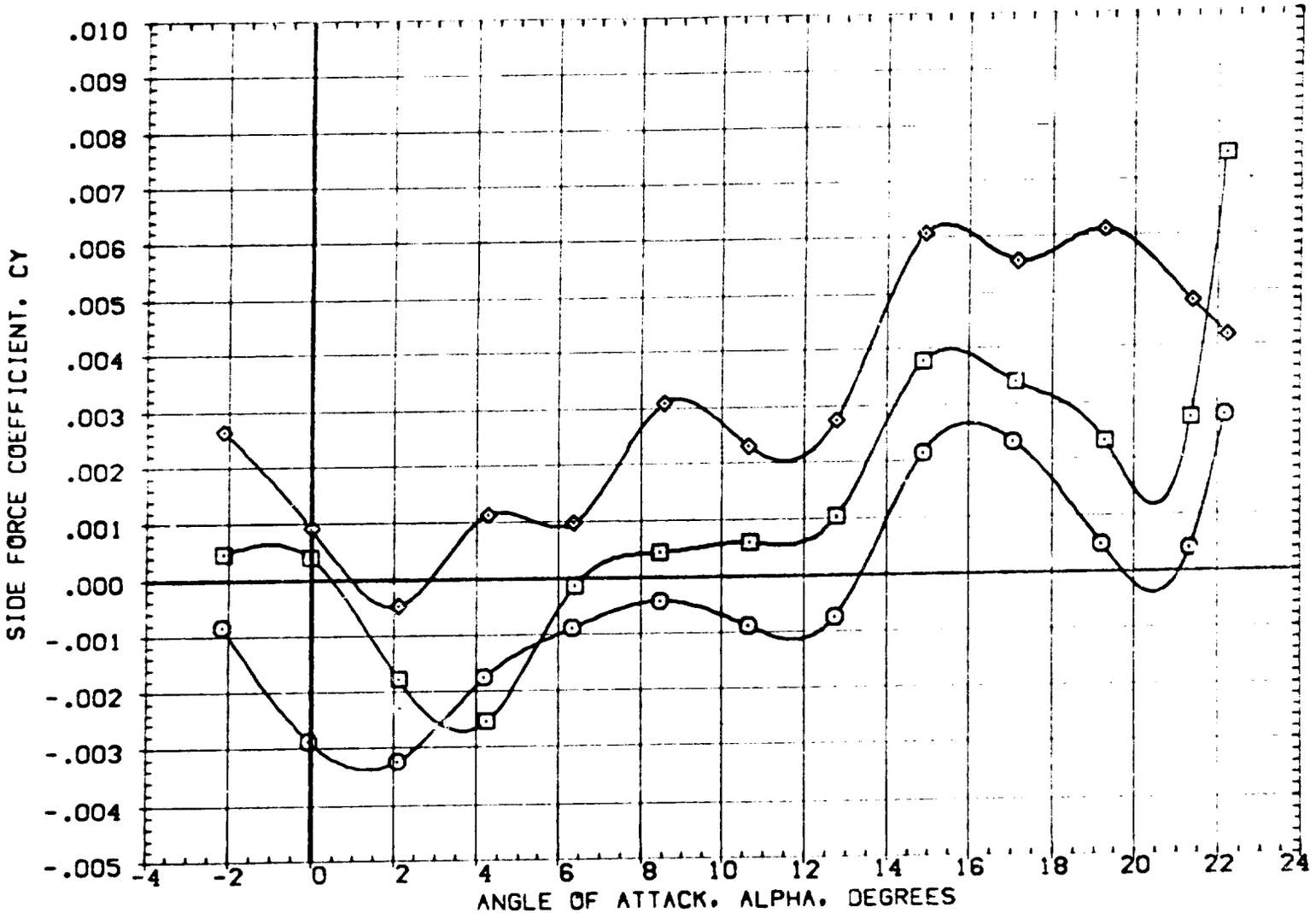

EFFECT OF BODY FLAP DEFLECTION

(B)MACH = .60

DATA SET	SYMBOL	CONFIGURATION DESCRIPTION	SPDBRK	BOFLAP	ELEVON	RUDDER
(RQZ003)	□	ERC 8 TPT 658 0A106 B26C9E26F7M7N28R5V8V116	25.000	-11.700	.000	.000
(RQZ001)	○	ERC 8 TPT 658 0A106 B26C9E26F7M7N28R5V8V116	25.000	.000	.000	.000
(RQZ004)	◇	ERC 8 TPT 658 0A106 B26C9E26F7M7N28R5V8V116	25.000	16.300	.000	.000

REFERENCE INFORMATION		
SREF	2690.0000	SQ.FT.
LREF	474.8100	IN.
BREF	936.6800	INCHES
XMRP	1076.7000	INCHES
YMRP	.0000	INCHES
ZMRP	375.0000	INCHES
SCALE	.0150	SCALE

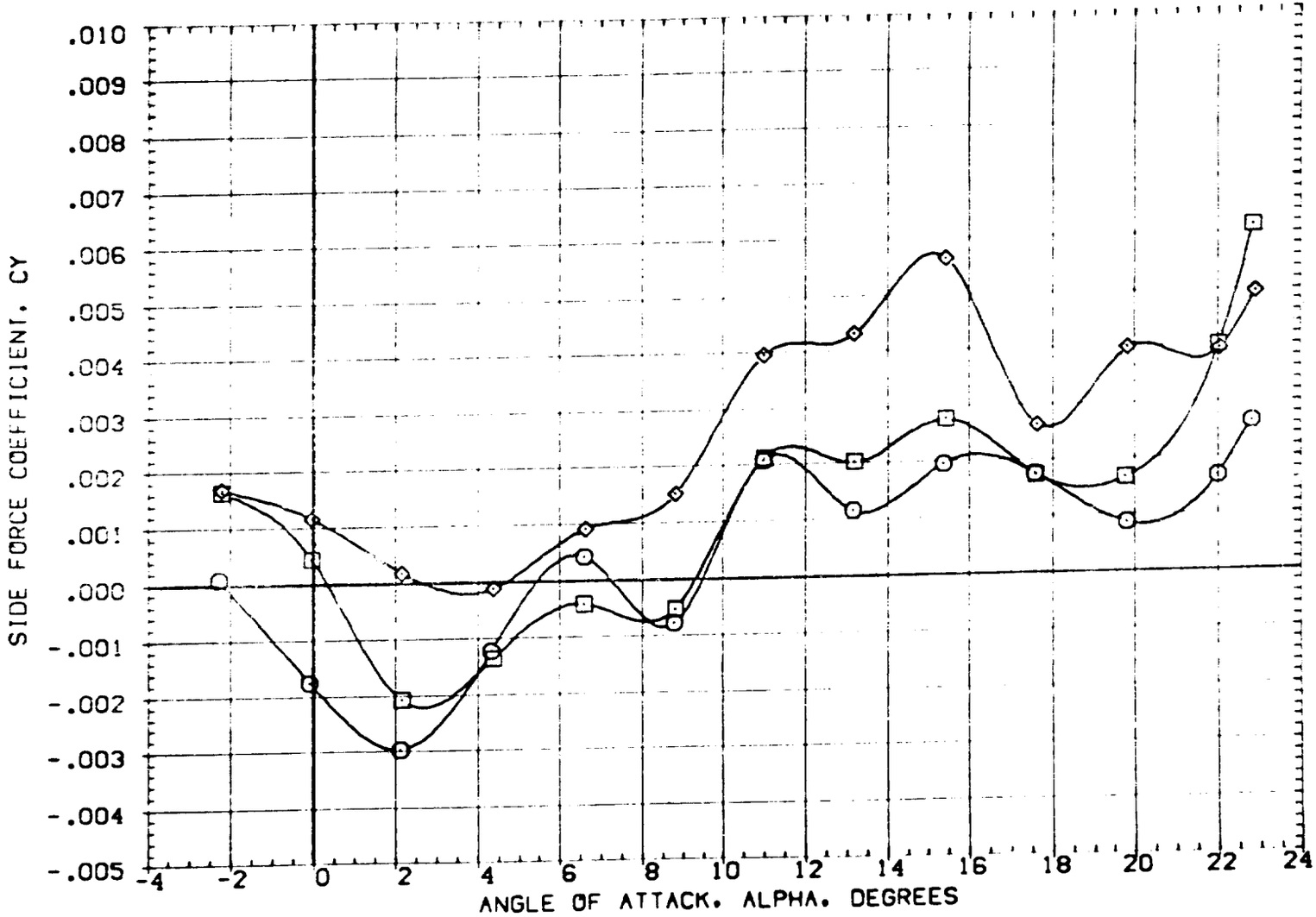

EFFECT OF BODY FLAP DEFLECTION

(C)MACH = .80

DATA SET	SYMBOL	CONFIGURATION DESCRIPTION	SPOBRK	BOFLAP	ELEVON	RUDDER
(RQZ003)	□	LRC 8 TPT 668 0A106 B26C9E26F7M7N28R5V8W116	25.000	-11.700	.000	.000
(RQZ001)	○	LRC 8 TPT 668 0A106 B26C9E26F7M7N28R5V8W116	25.000	.000	.000	.000
(RQZ004)	◇	LRC 8 TPT 668 0A106 B26C9E26F7M7N28R5V8W116	25.000	16.300	.000	.000

REFERENCE INFORMATION		
SREF	2690.0000	SQ.FT.
LREF	474.8100	IN.
BREF	936.6800	INCHES
XMRP	1076.7000	INCHES
YMRP	.0000	INCHES
ZMRP	375.0000	INCHES
SCALE	.0150	SCALE

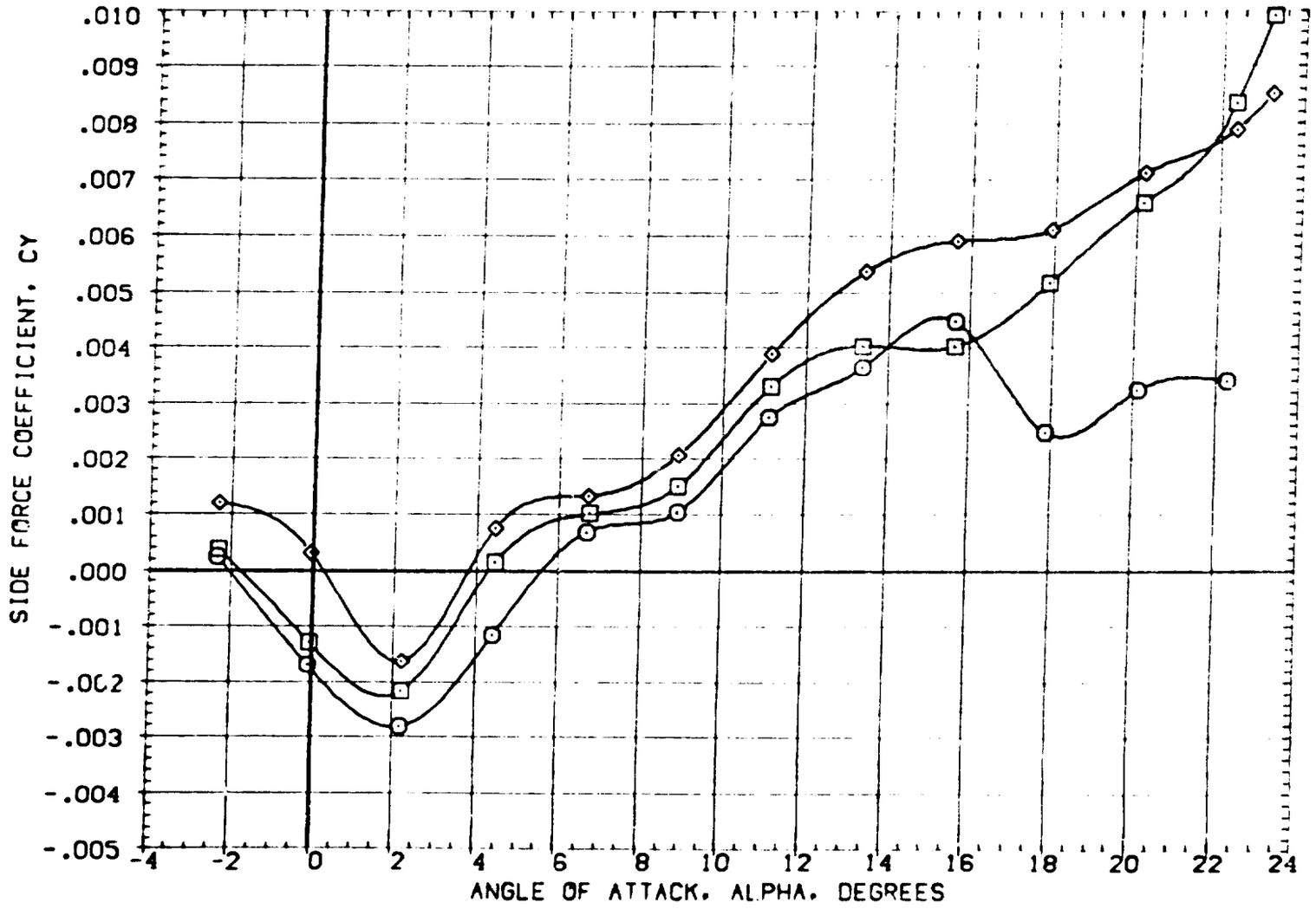

EFFECT OF BODY FLAP DEFLECTION

(D)MACH = .90

DATA SET	SYMBOL	CONFIGURATION DESCRIPTION	SPOBRK	BOFLAP	ELEVON	RUDDER
(RQZ003)	□	ERC 8 TPT 668 0A106 B26C9E26F7M7N28R5V8V116	25.000	-11.700	.000	.000
(RQZ001)	◇	ERC 8 TPT 668 0A106 B26C9E26F7M7N28R5V8V116	25.000	.000	.000	.000
(RQZ004)	○	ERC 8 TPT 668 0A106 B26C9E26F7M7N28R5V8V116	25.000	16.300	.000	.000

REFERENCE INFORMATION		
SREF	2690.0000	SQ.FT.
LREF	474.8100	IN.
BREF	936.6800	INCHES
XMRP	1076.7000	INCHES
YMRP	.0000	INCHES
ZMRP	375.0000	INCHES
SCALE	.0150	SCALE

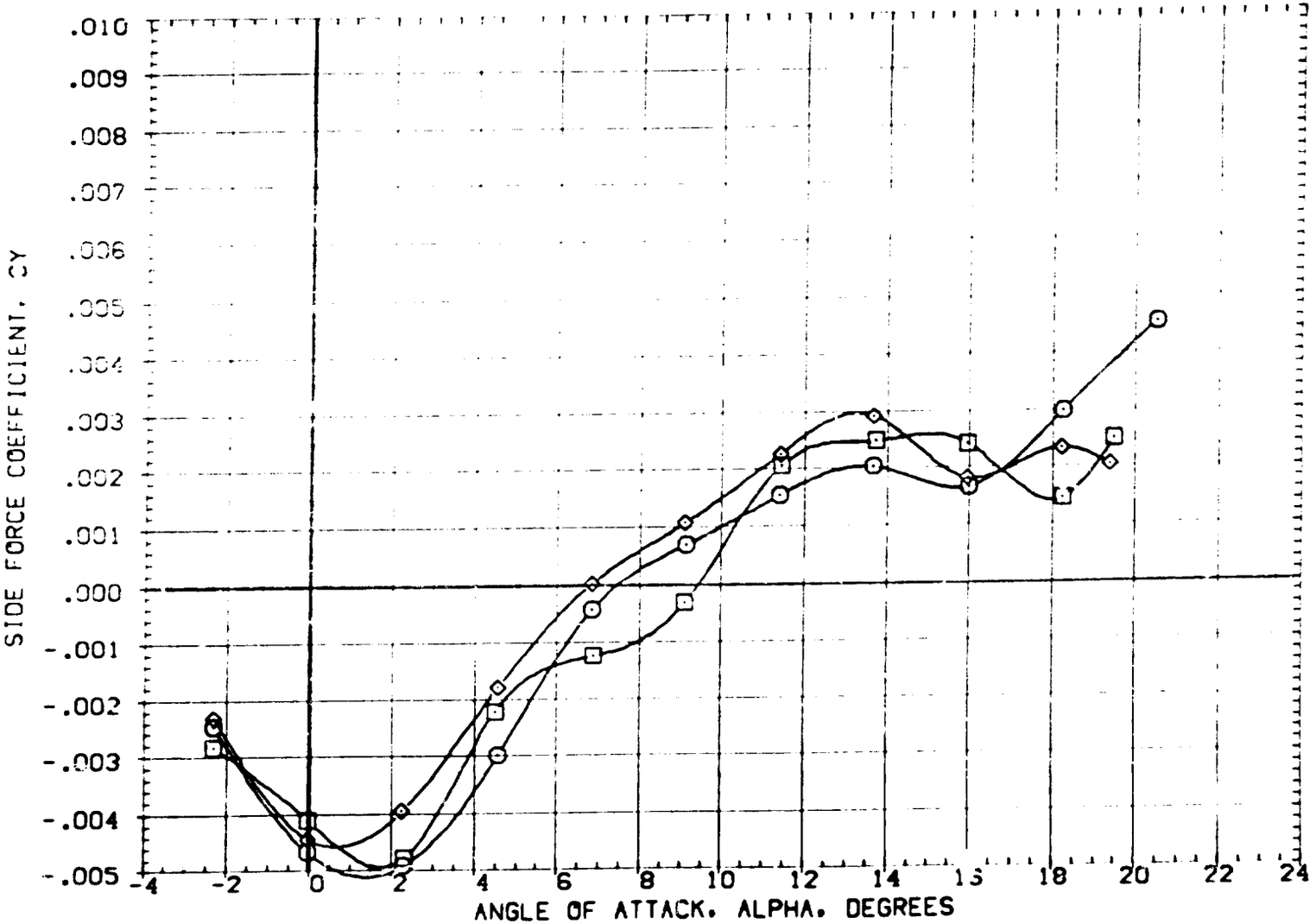

EFFECT OF BODY FLAP DEFLECTION

(E)MACH = .98

DATA SET	SYMBOL	CONFIGURATION DESCRIPTION	SPOBRK	BOFLAP	ELEVON	RUDDER
(RQZ003)	○	LRC 8 TPT 669 0A106 B26C9E26F7M7N28R5V8W116	25.000	-11.700	.000	.000
(RQZ001)	□	LRC 8 TPT 668 0A106 B26C9E26F7M7N28R5V8W116	25.000	.000	.000	.000
(RQZ004)	◇	LRC 8 TPT 668 0A106 B26C9E26F7M7N28R5V8W116	25.000	16.300	.000	.000

REFERENCE INFORMATION		
SREF	2690.0000	SQ.FT.
LREF	474.8100	IN.
BREF	935.6800	INCHES
XMRP	1076.7000	INCHES
YMRP	.0000	INCHES
ZMRP	375.0000	INCHES
SCALE	.0150	SCALE

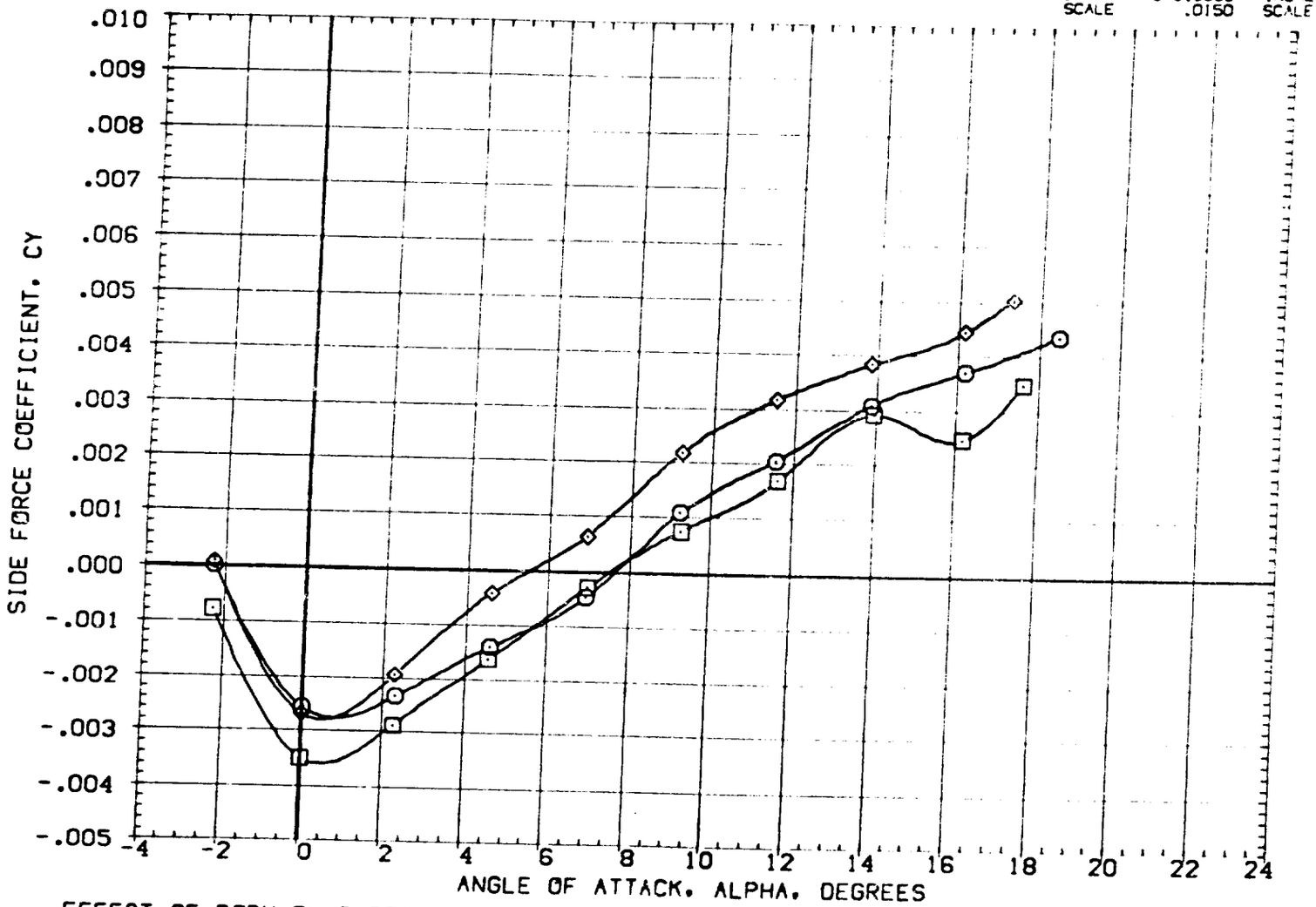

EFFECT OF BODY FLAP DEFLECTION

(F)MACH = 1.20

DATA SET	SYMBOL	CONFIGURATION DESCRIPTION	SPDBRK	BDFLAP	ELEVON	RUDDER
[illegible]	○	LRC 8 TPT 668 OA106 B26C9E26F7M7N28R5V8W116	25.000	-11.700	.000	.000
[illegible]	□	LRC 8 TPT 668 OA106 B26C9E26F7M7N28R5V8W116	25.000	.000	.000	.000
[illegible]	◇	LRC 8 TPT 668 OA106 B26C9E26F7M7N28R5V8W116	25.000	16.300	.000	.000

REFERENCE INFORMATION

SREF	2690.0000	SQ.FT.
LREF	474.8100	IN.
BREF	936.6800	INCHES
XMRP	1076.7000	INCHES
YMRP	.0000	INCHES
ZMRP	375.0000	INCHES
SCALE	.0150	SCALE

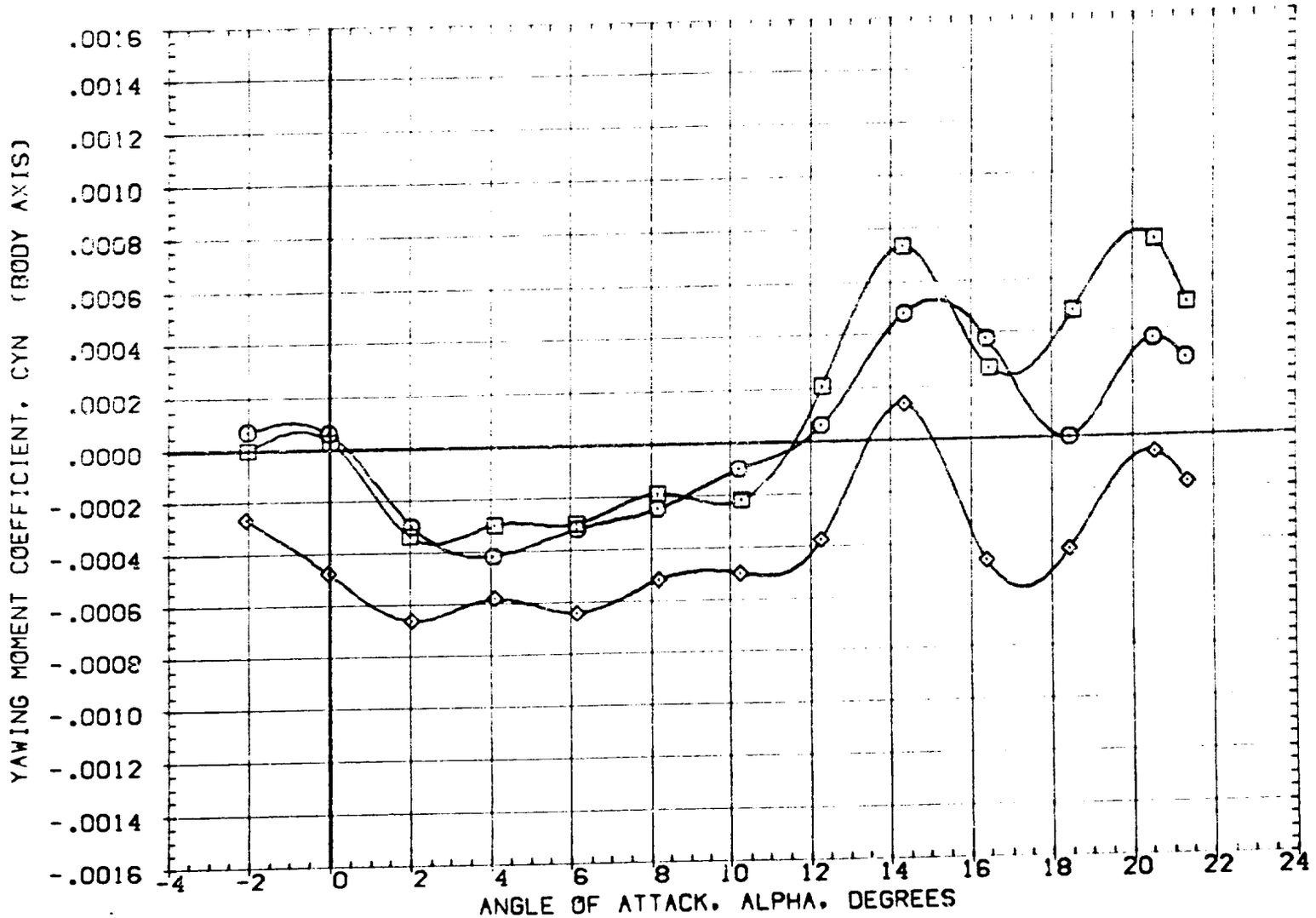

EFFECT OF BODY FLAP DEFLECTION

(A)MACH = .35

DATA SET	SYMBOL	CONFIGURATION DESCRIPTION
(R0Z003)	□	LRC 8 TPT 668 0A106 B26C9E26F7M7N28R5V8W116
(R0Z001)	○	LRC 8 TPT 668 0A10G B26C9E26F7M7N28R5V8W116
(R0Z004)	◇	LRC 8 TPT 668 0A106 B26C9E26F7M7N28R5V8W116

SPOBRK	BOFLAP	ELEVON	RUDDER
25.000	-11.700	.000	.000
25.000	.000	.000	.000
25.000	16.300	.000	.000

REFERENCE INFORMATION

SREF	2690.0000	SQ.FT.
LREF	474.8100	IN.
BREF	936.6800	INCHES
XMRP	1076.7000	INCHES
YMRP	.0000	INCHES
ZMRP	375.0000	INCHES
SCALE	.0150	SCALE

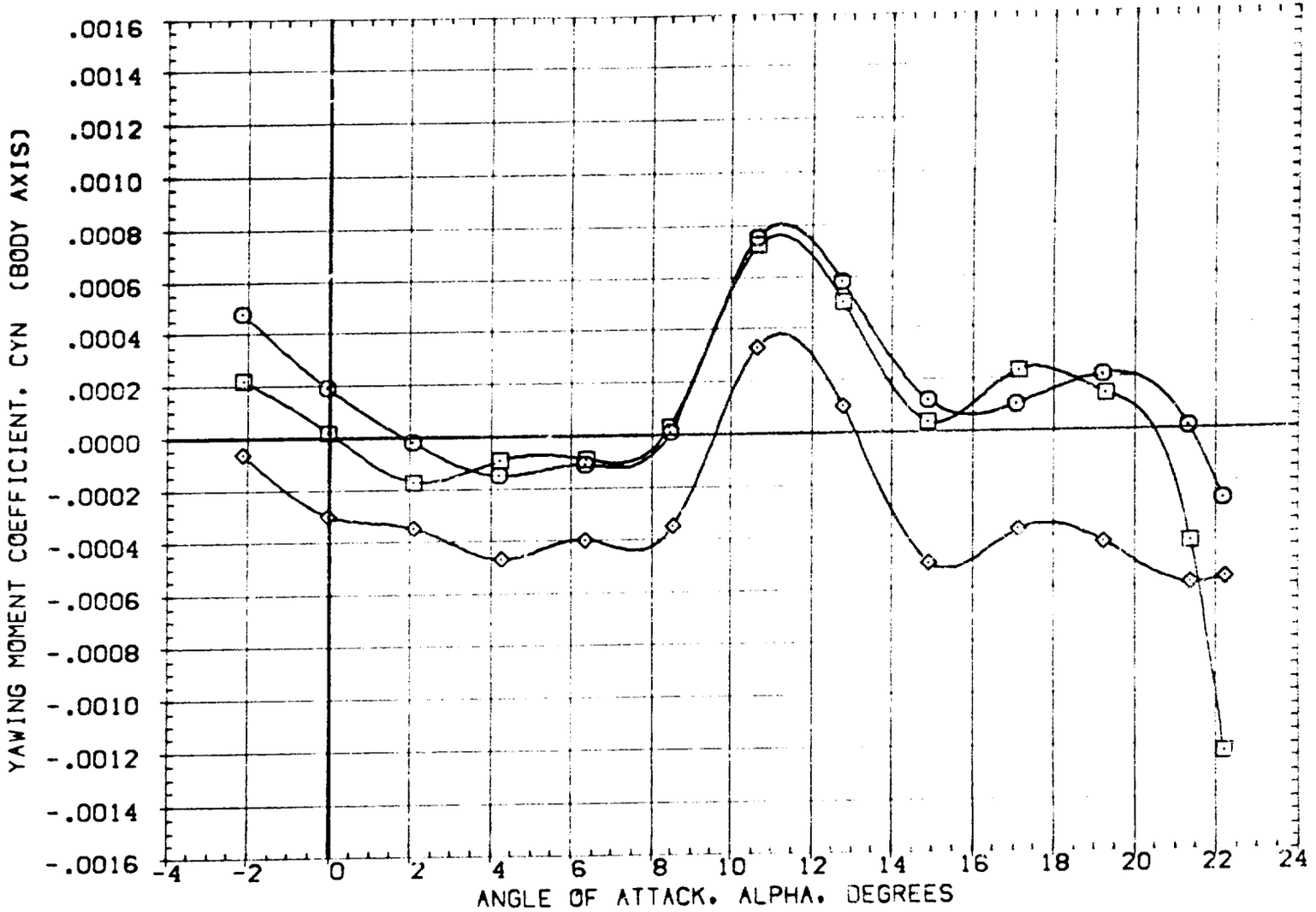

EFFECT OF BODY FLAP DEFLECTION

(B)MACH = .60

DATA SET	SYMBOL	CONFIGURATION DESCRIPTION	SPOBRK	BOFLAP	ELEVON	RUDDER
(RQZ003)		LRC 8 TPT 668 0A106 B26C9E26F7M7N28R5V8W116	25.000	-11.700	.000	.000
(RQZ002)		LRC 8 TPT 668 0A106 B26C9E26F7M7N28R5V8W116	25.000	.000	.000	.000
(RQZ004)		LRC 8 TPT 568 0A105 B26C9E26F7M7N28R5V8W116	25.000	16.300	.000	.000

REFERENCE INFORMATION		
SREF	2690.0000	SQ.FT.
LREF	474.8100	IN.
BREF	936.6800	INCHES
XMRP	1076.7000	INCHES
YMRP	.0000	INCHES
ZMRP	375.0000	INCHES
SCALE	.0150	SCALE

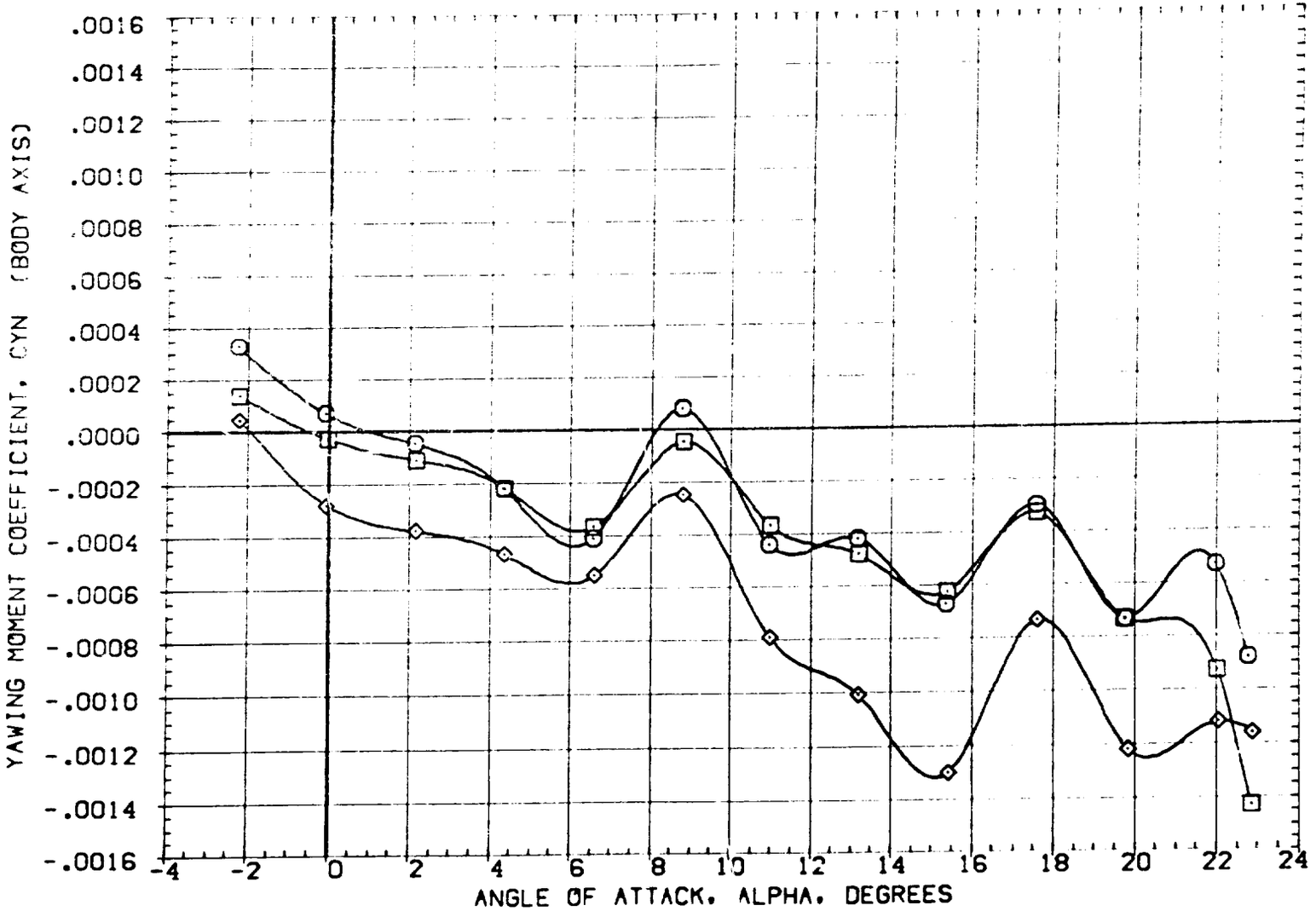

EFFECT OF BODY FLAP DEFLECTION

(C)MACH = .80

DATA SET	SYMBOL	CONFIGURATION DESCRIPTION	SPOBRK	BDFLAP	ELEVON	RUDDER
(RQZ003)	□	LRC 8 TPT 668 0A106 826C9E26F7M7N28R5V8W116	25.000	-11.700	.000	.000
(RQZ001)	◇□	LRC 8 TPT 668 0A106 826C9E26F7M7N28R5V8W116	25.000	.000	.000	.000
(RQZ004)	◇	LRC 8 TPT 668 0A106 826C9E26F7M7N28R5V8W116	25.000	16.300	.000	.000

REFERENCE INFORMATION		
SREF	2690.0000	SQ.FT.
LREF	474.8100	IN.
BREF	936.6800	INCHES
XMRP	1076.7000	INCHES
YMRP	.0000	INCHES
ZMRP	375.0000	INCHES
SCALE	.0150	SCALE

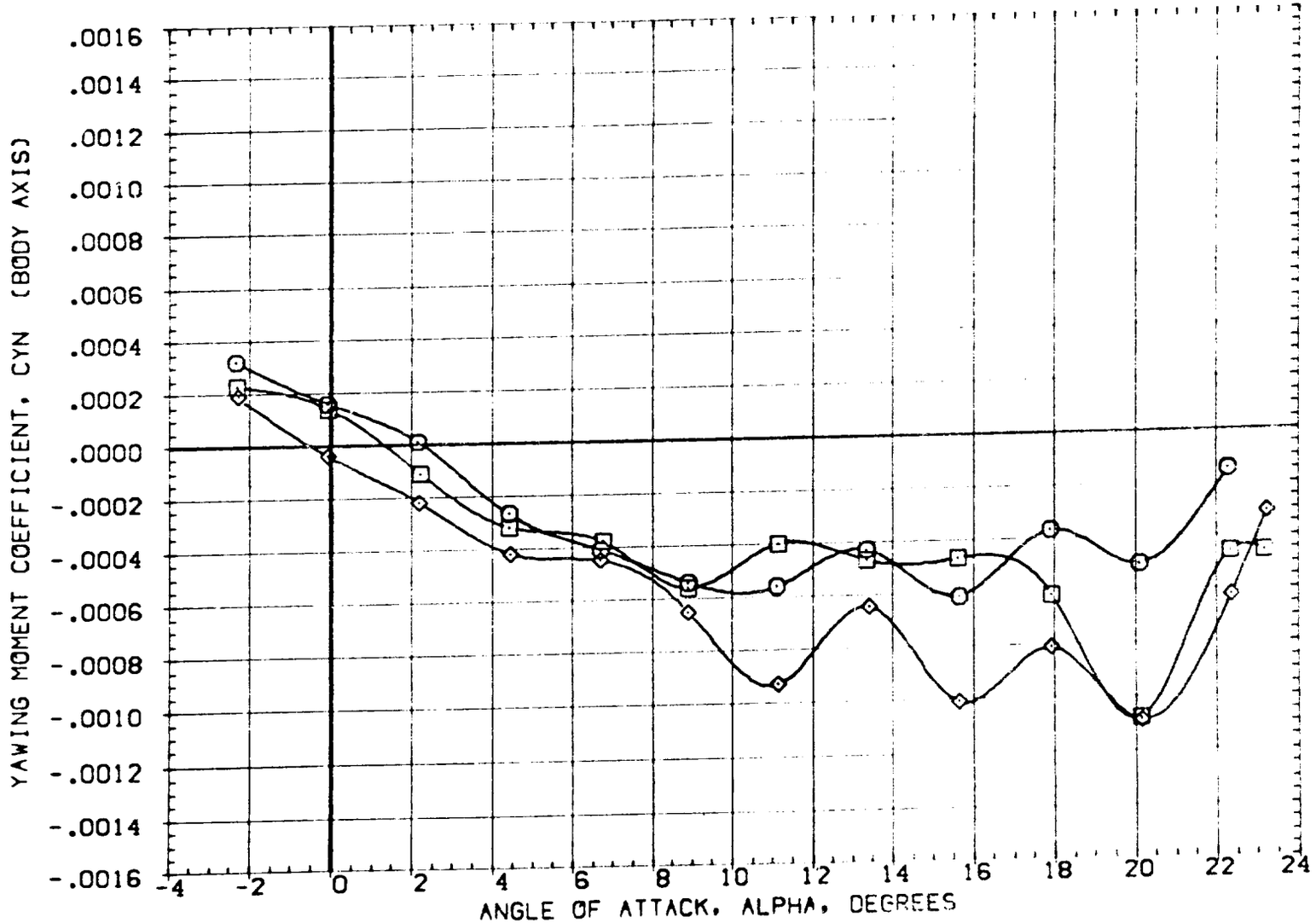

EFFECT OF BODY FLAP DEFLECTION

(□)MACH = .90

DATA SET	SYMBOL	CONFIGURATION DESCRIPTION	SPDBRK	BDFLAP	ELEVON	RUDDER
(RQZ003)	□	LRC 8 TPT 668 0A106 B26C9E26F7M7N28R5V8W116	25.000	-11.700	.000	.000
(RQZ001)	○	LRC 8 TPT 668 0A106 B26C9E26F7M7N28R5V8W116	25.000	.000	.000	.000
(RQZ004)	◇	LRC 8 TPT 668 0A106 B26C9E26F7M7N28R5V8W116	25.000	16.300	.000	.000

REFERENCE INFORMATION

SREF	2690.0000	SQ.FT.
LREF	474.8100	IN.
BREF	936.6800	INCHES
XMRP	1076.7000	INCHES
YMRP	.0000	INCHES
ZMRP	375.0000	INCHES
SCALE	.0150	SCALE

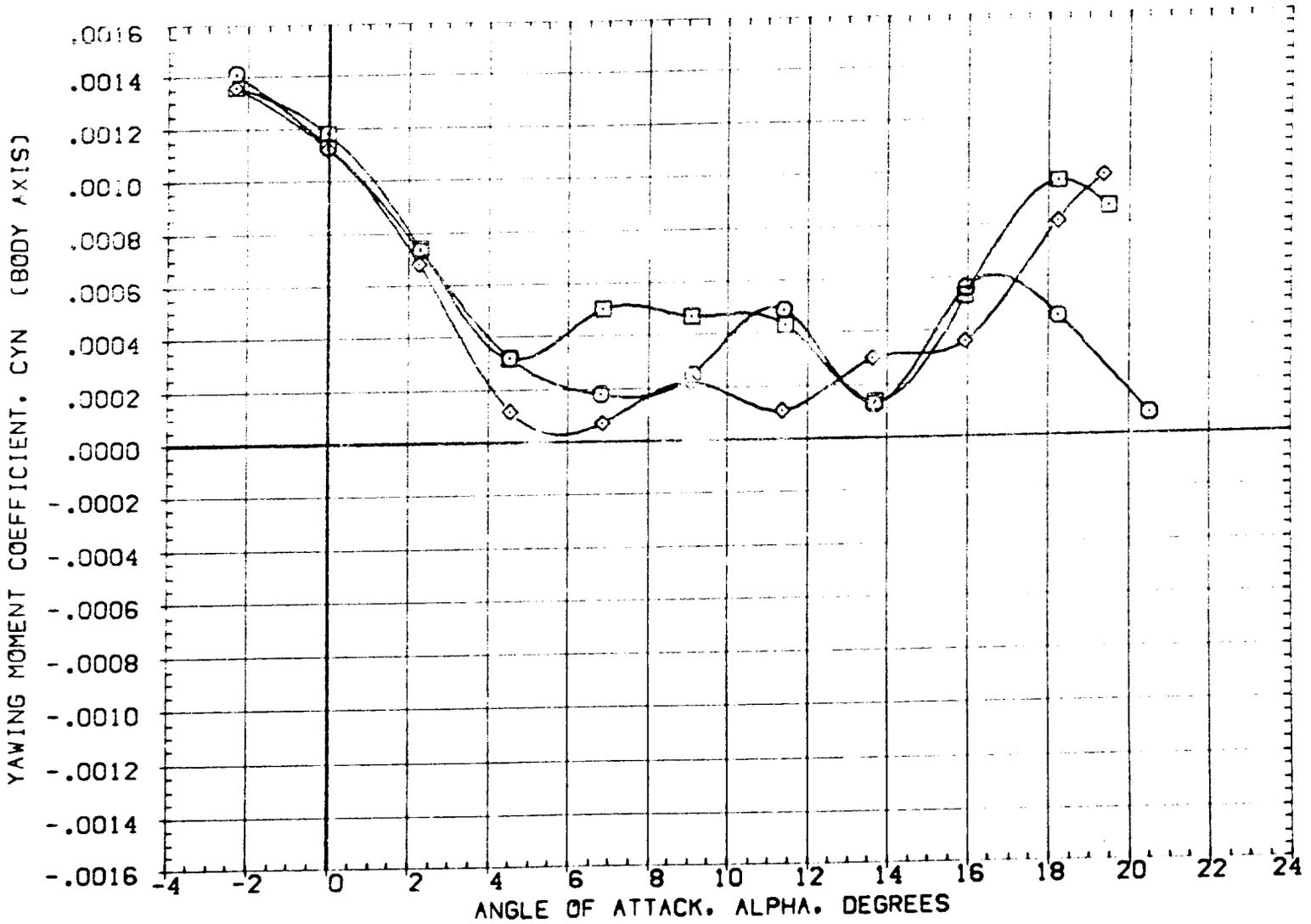

EFFECT OF BODY FLAP DEFLECTION

(E)MACH = .98

DATA SET	SYMBOL	CONFIGURATION DESCRIPTION	SPOBRK	BOFLAP	ELEVON	RUDDER
(RQZ003)	○	LRC 8 TPT 668 0A106 B26C9E26F7M7N28R5V8W116	25.000	-11.700	.000	.000
(RQZ001)	□	LRC 8 TPT 668 0A106 B26C9E26F7M7N28R5V8W116	25.000	.000	.000	.000
(RQZ004)	◇	LRC 8 TPT 668 0A106 B26C9E26F7M7N28R5V8W116	25.000	16.300	.000	.000

REFERENCE INFORMATION

SREF	2690.0000	SQ.FT.
LREF	474.8100	IN.
BREF	936.6800	INCHES
XMRP	1076.7000	INCHES
YMRP	.0000	INCHES
ZMRP	375.0000	INCHES
SCALE	.0150	SCALE

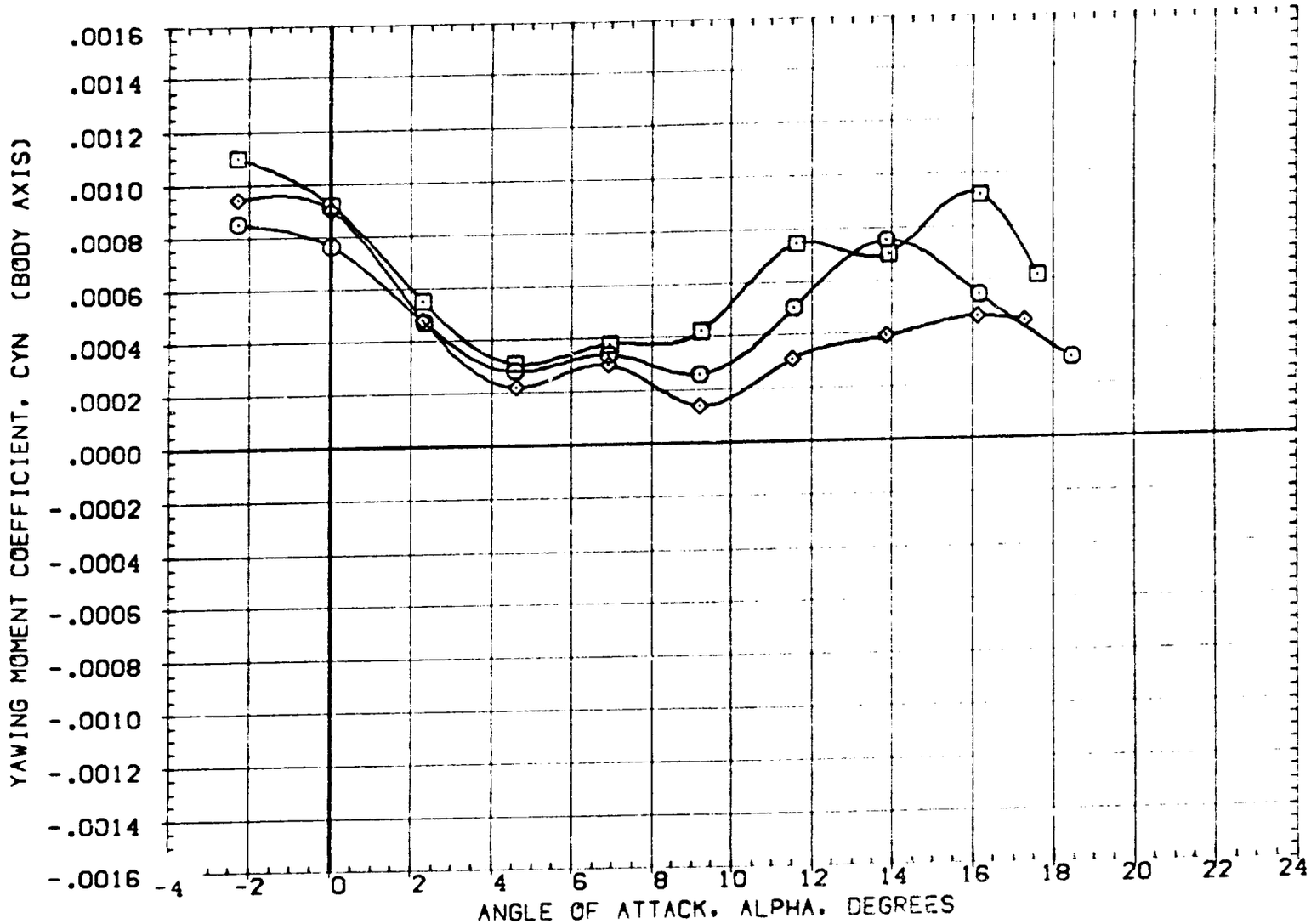

EFFECT OF BODY FLAP DEFLECTION

(F)MACH = 1.20

DATA SET	SYMBOL	CONFIGURATION DESCRIPTION	GPOBRK	BDFLAP	ELEVON	RUDDER
(RQZ003)	○	LRC 8 TPT 668 0A106 B26C9E26F7M7N28R5V8W116	25.000	-11.700	.000	.000
(RQZ001)	□	LRC 8 TPT 668 0A106 B26C9E26F7M7N28R5V8W116	25.000	.000	.000	.000
(RQZ004)	◇	LRC 8 TPT 668 0A106 B26C9E26F7M7N28R5V8W116	25.000	16.300	.000	.000

REFERENCE INFORMATION

SREF	2690.0000	SQ.FT.
LREF	474.8100	IN.
BREF	936.6800	INCHES
XMRP	1076.7000	INCHES
YMRP	.0000	INCHES
ZMRP	375.0000	INCHES
SCALE	.0150	SCALE

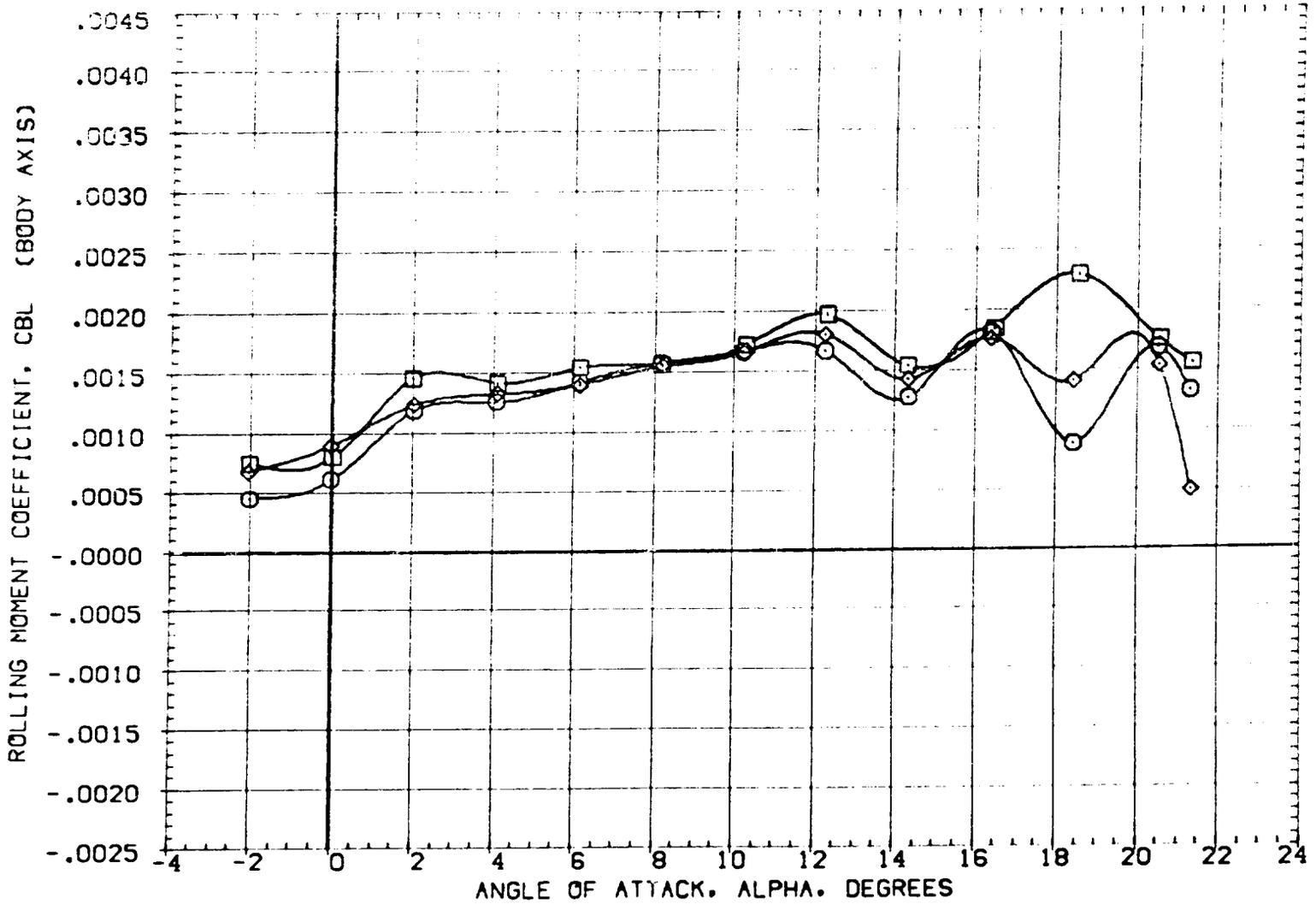

EFFECT OF BODY FLAP DEFLECTION

(A)MACH = .35

DATA SET SYMBOL	CONFIGURATION DESCRIPTION	SPDBRK	BDFLAP	ELEVON	RUDDER
(RQZ003) ○	LRC 8 TPT 668 DA106 B26C9E26F7M7N28R5V8V116	25.000	-11.700	.000	.000
(RQZ001) □	LRC 8 TPT 668 DA106 B26C9E26F7M7N28R5V8V116	25.000	.000	.000	.000
(RQZ004) ◇	LRC 8 TPT 668 DA106 B26C9E26F7M7N28R5V8V116	25.000	16.300	.000	.000

REFERENCE INFORMATION		
SREF	2690.0000	SQ.FT.
LREF	474.8100	IN.
BREF	936.6800	INCHES
XMRP	1076.7000	INCHES
YMRP	.0000	INCHES
ZMRP	375.0000	INCHES
SCALE	.0150	SCALE

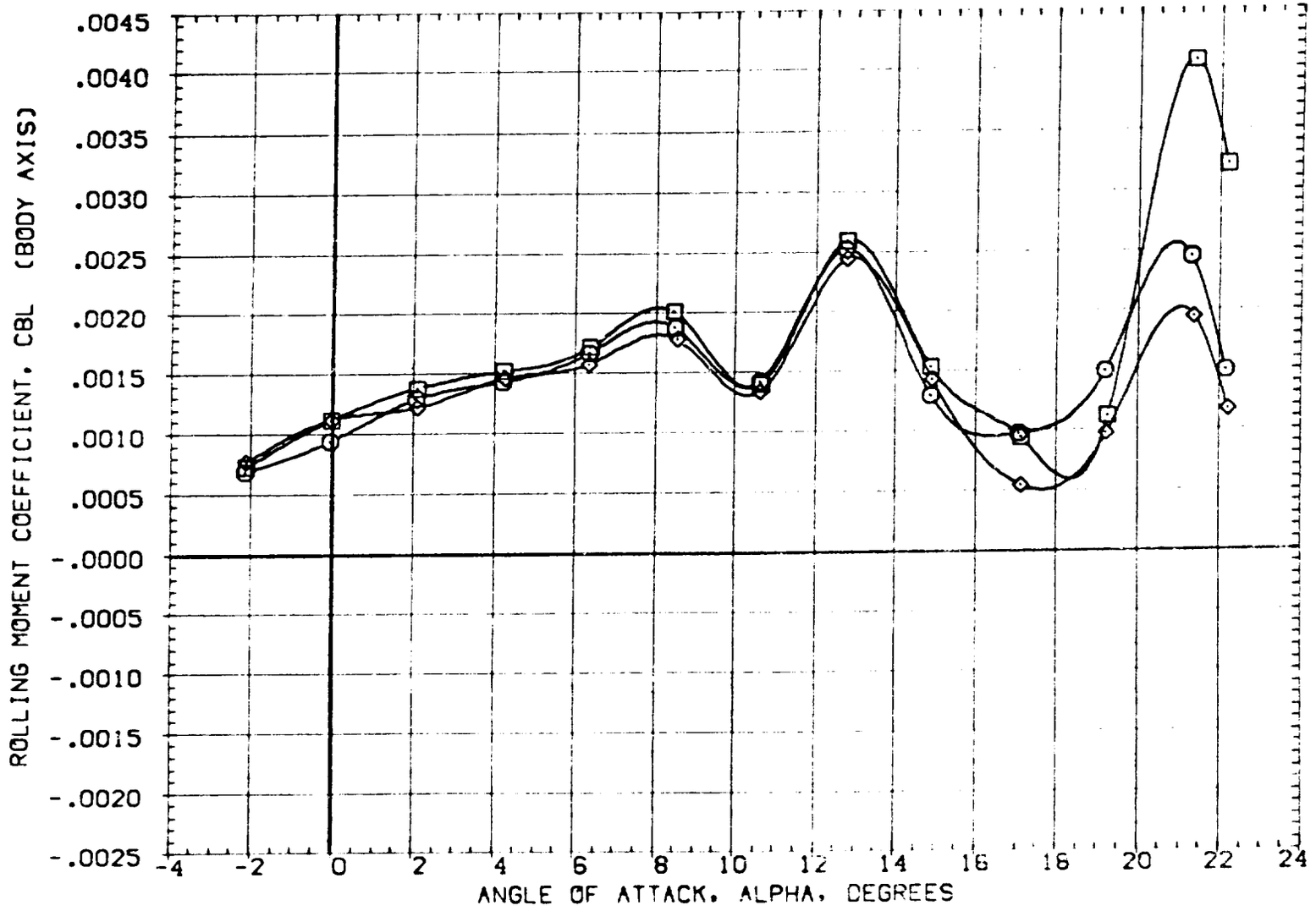

EFFECT OF BODY FLAP DEFLECTION

(B)MACH = .60

DATA SET	SYMBOL	CONFIGURATION DESCRIPTION	GPGRM	GDFLAP	ELEVON	RUDDER
[illegible]	○	LRC 8 TPT 668 OA106 B26C9E26[illegible]N28R5V8W[illegible]	25.000	-11.700	.000	.000
[illegible]	□	LRC 8 TPT 668 OA106 B26C9E26[illegible]N28R5V8W116	25.000	.000	.000	.000
[illegible]	◇	LRC 8 TPT 668 OA106 B26C9E26[illegible]N28R5V8W116	25.000	16.300	.000	.000

REFERENCE INFORMATION

SREF	2690.0000	SQ.FT.
LREF	474.8100	IN.
BREF	936.6800	INCHES
XMRP	1076.7000	INCHES
YMRP	.0000	INCHES
ZMRP	375.0000	INCHES
SCALE	.0150	SCALE

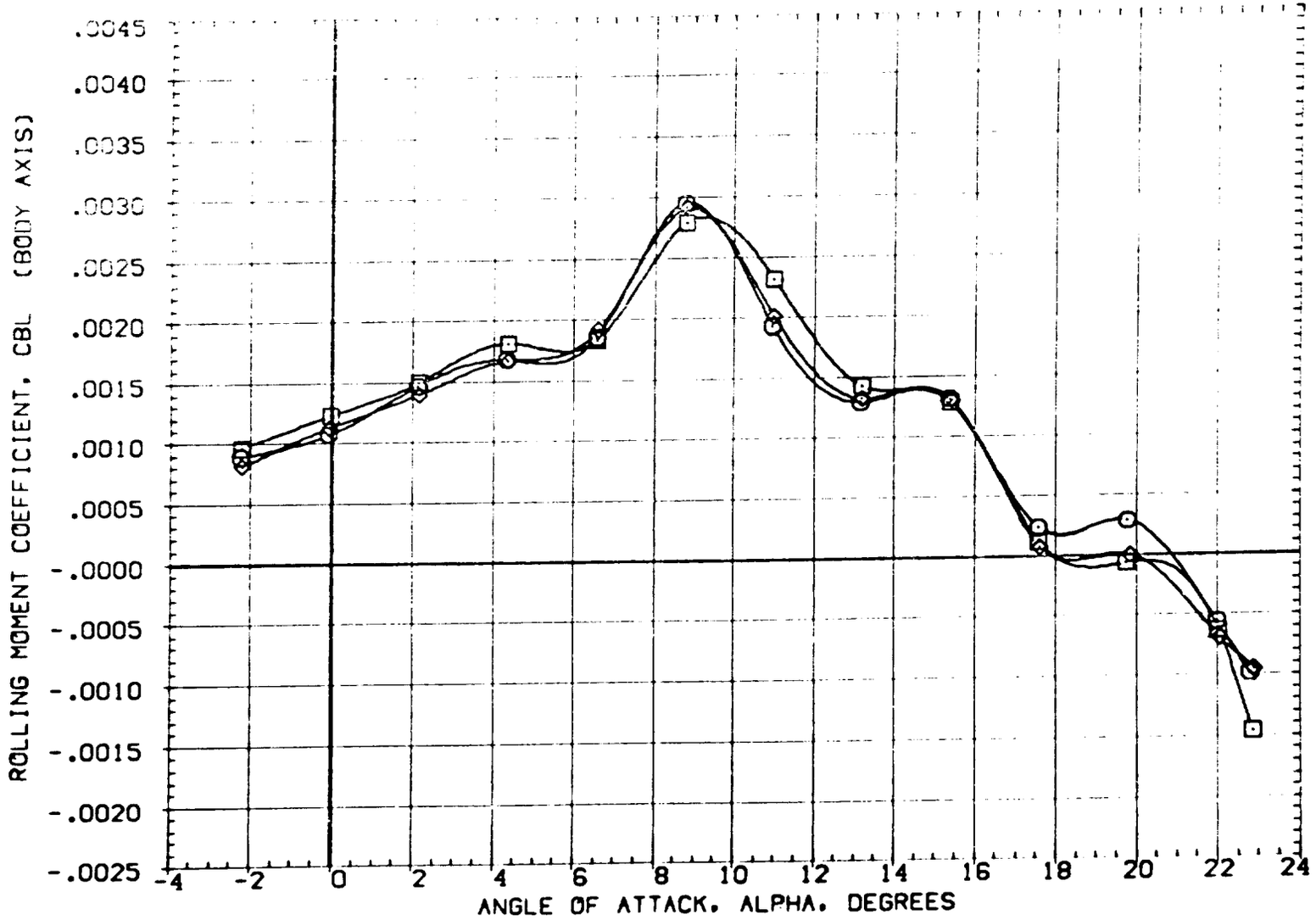

EFFECT OF BODY FLAP DEFLECTION

(C)MACH = .80

DATA SET SYMBOL	CONFIGURATION DESCRIPTION	SPOBRK	BOFLAP	ELEVON	RUDDER
(RQZ003) □	LRC 8 TPT 668 0A106 B26C9E26F7M7N28R5V8V116	25.000	-11.700	.000	.000
(RQZ001) ○	LRC 8 TPT 668 0A106 B26C9E26F7M7N28R5V8V116	25.000	.000	.000	.000
(RQZ004) ◇	LRC 8 TPT 668 0A106 B26C9E26F7M7N28R5V8V116	25.000	16.300	.000	.000

REFERENCE INFORMATION		
SREF	2690.0000	SQ.FT.
LREF	474.8100	IN.
BREF	936.6800	INCHES
XMRP	1076.7000	INCHES
YMRP	.0000	INCHES
ZMRP	375.0000	INCHES
SCALE	.0150	SCALE

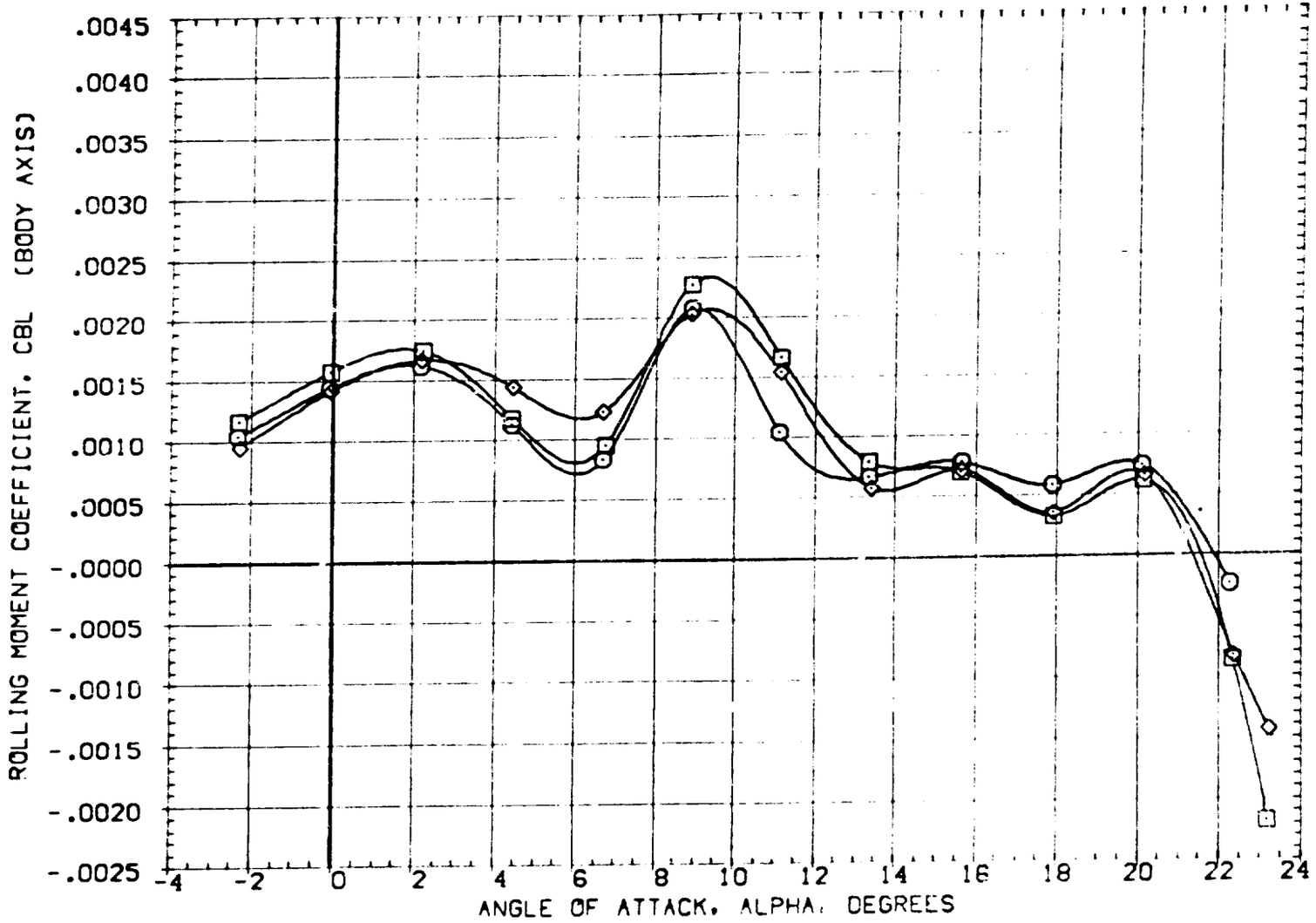

EFFECT OF BODY FLAP DEFLECTION

(□)MACH = .90

DATA SET	SYMBOL	CONFIGURATION DESCRIPTION	SPDBRK	BDFLAP	ELEVON	RUDDER
(RQZ003)	○	LRC 8 TPT 658 [illegible] 326C9E26F7M7N28R5V8W116	25.000	-11.700	.000	.000
(RQZ0[illegible])	○	LRC 8 TPT 668 [illegible] 326C9E26F7M7N28R5V8W116	25.000	.000	.000	.000
(RQZ004)	○	LRC 8 TPT 668 [illegible] 326C9E26F7M7N28R5V8W116	25.000	16.300	.000	.000

REFERENCE INFORMATION

SREF	2690.000	SQ.FT.
LREF	474.810	IN.
BREF	936.6800	INCHES
XMRP	1076.7000	INCHES
YMRP	.0000	INCHES
ZMRP	375.0000	INCHES
SCALE	.0150	SCALE

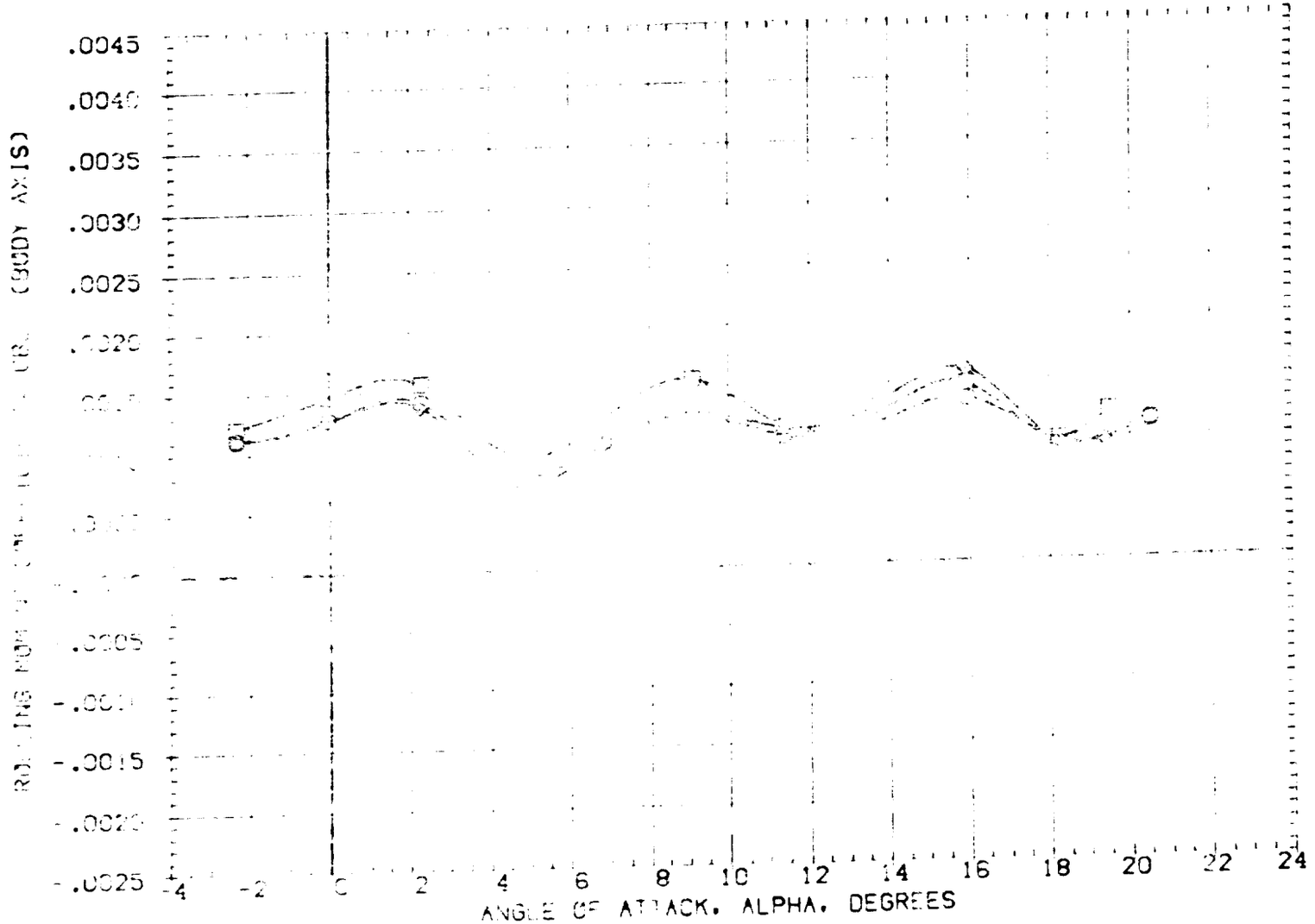

EFFECT OF BODY FLAP DEFLECTION

[illegible]MACH = .98

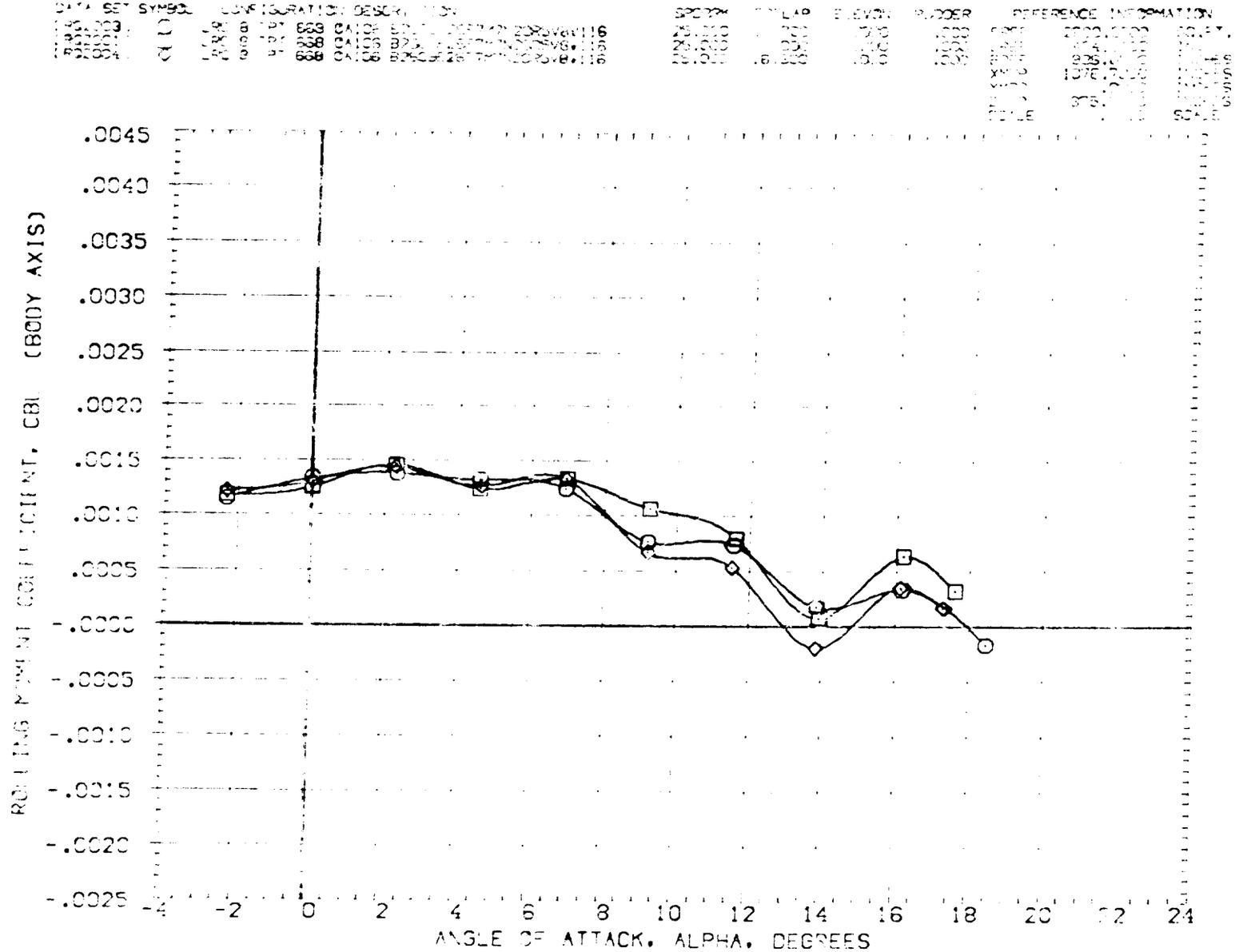

EFFECT OF BODY FLAP DEFLECTION

REYNOLDS = 1.20

	SPOILER	BOFLAP	ELEVON	RUDDER
	25.000	-11.700	.000	.000
	25.000	.000	.000	.000
	25.000	16.300	.000	.000

REFERENCE INFORMATION		
SREF	2690.	SQ.FT.
LREF	474.	IN.
BREF	936.	INCHES
XMRP	1076.	INCHES
YMRP	.000	INCHES
ZMRP	375.	INCHES
SCALE	.000	SCALE

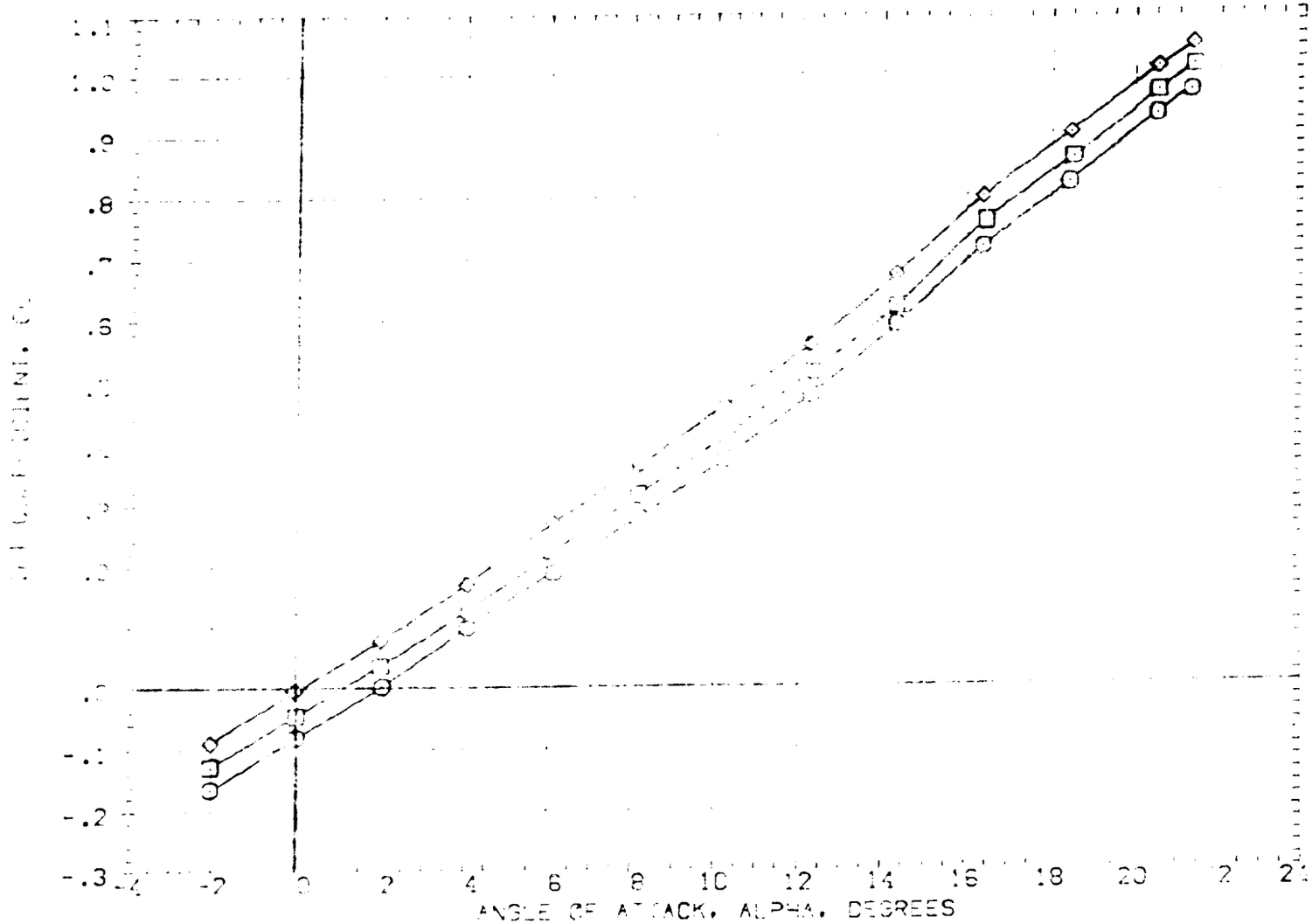

EFFECT OF BODY FLAP DEFLECTION

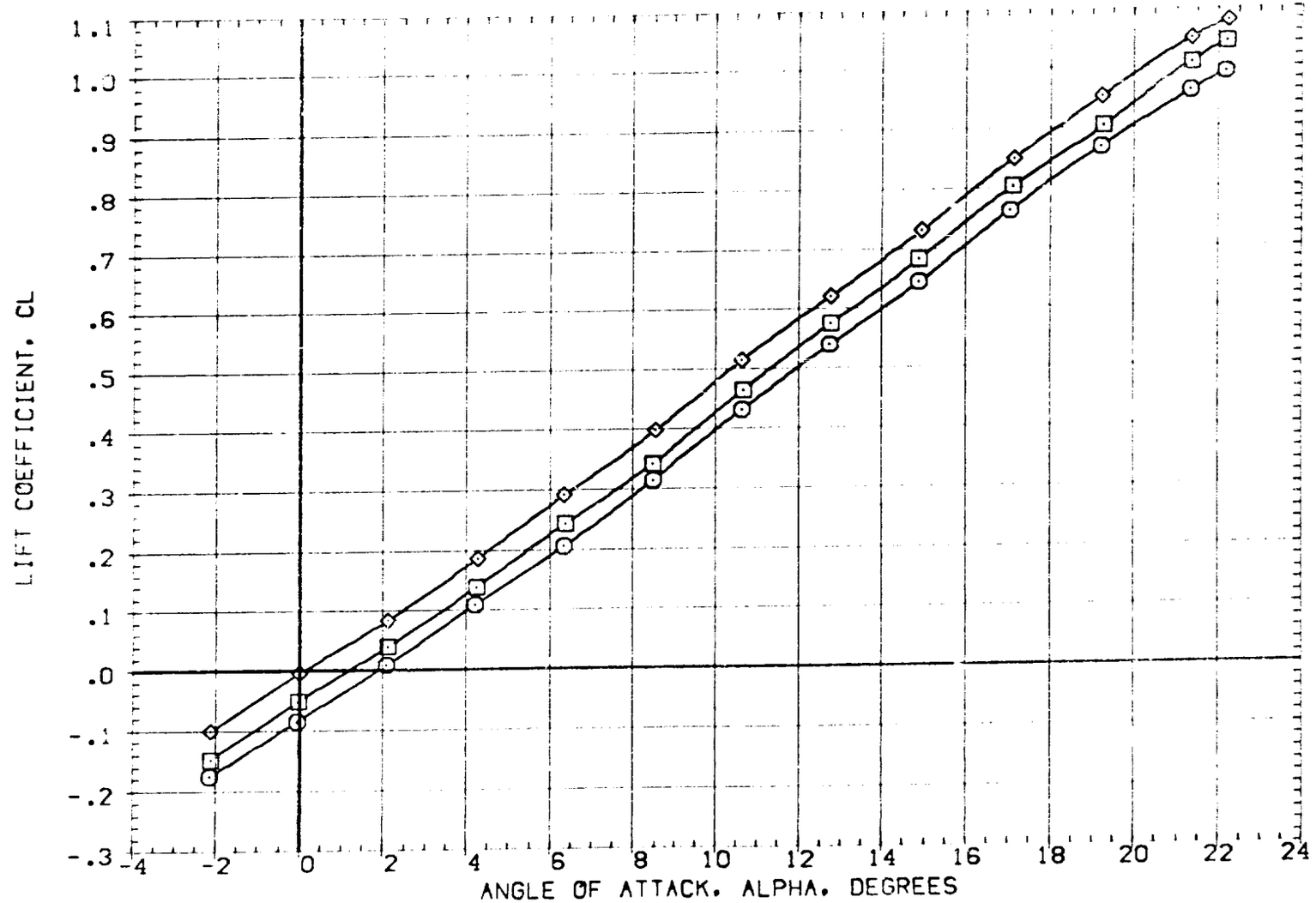

EFFECT OF BODY FLAP DEFLECTION

(B)MACH = .60

DATA SET	SYMBOL	CONFIGURATION DESCRIPTION	SPOBRK	BOFLAP	ELEVON	RUDDER
(RQZUQ3)	□	LRC 8 TPT 668 0A106 B26C9E26F7M7N28R5V8W116	25.000	-11.700	.000	.000
(RQZQQ1)	○	LRC 8 TPT 668 0A10G B26C9E26F7M7N28R5V8W116	25.000	.000	.000	.000
(RQZQQ4)	◇	LRC 8 TPT 668 0A106 B26C9E26F7M7N28R5V8W116	25.000	16.300	.000	.000

REFERENCE INFORMATION

SREF	2690.0000	SQ.FT.
LREF	474.8100	IN.
BREF	936.6800	INCHES
XMRP	1076.7000	INCHES
YMRP	.0000	INCHES
ZMRP	375.0000	INCHES
SCALE	.0150	SCALE

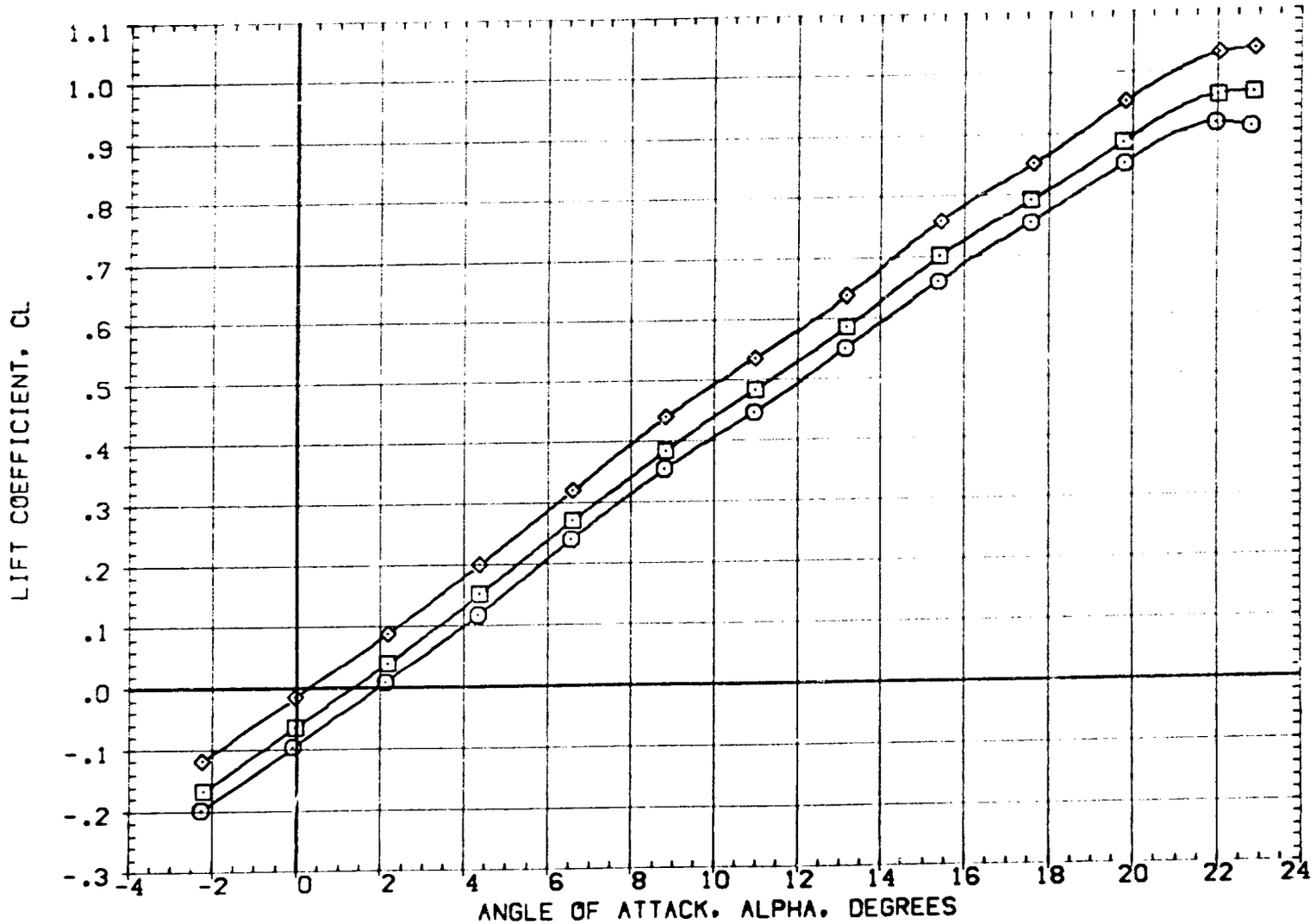

EFFECT OF BODY FLAP DEFLECTION

(C)MACH = .80

DATA SET	SYMBOL	CONFIGURATION DESCRIPTION
(RQZ003)	○	LRC 8 TPT 668 0A106 B26C9E26F7M7N28R5V8W116
(RQZ001)	□	LRC 8 TPT 668 0A106 B26C9E26F7M7N28R5V8W116
(RQZ004)	◇	LRC 8 TPT 668 0A106 B26C9E26F7M7N28R5V8W116

SPOBRK	BOFLAP	ELEVON	RUDDER
25.000	-11.700	.000	.000
25.000	.000	.000	.000
25.000	16.300	.000	.000

REFERENCE INFORMATION

SREF	2690.0000	SQ.FT.
LREF	474.8100	IN.
BREF	936.6800	INCHES
XMRP	1076.7000	INCHES
YMRP	.0000	INCHES
ZMRP	375.0000	INCHES
SCALE	.0150	SCALE

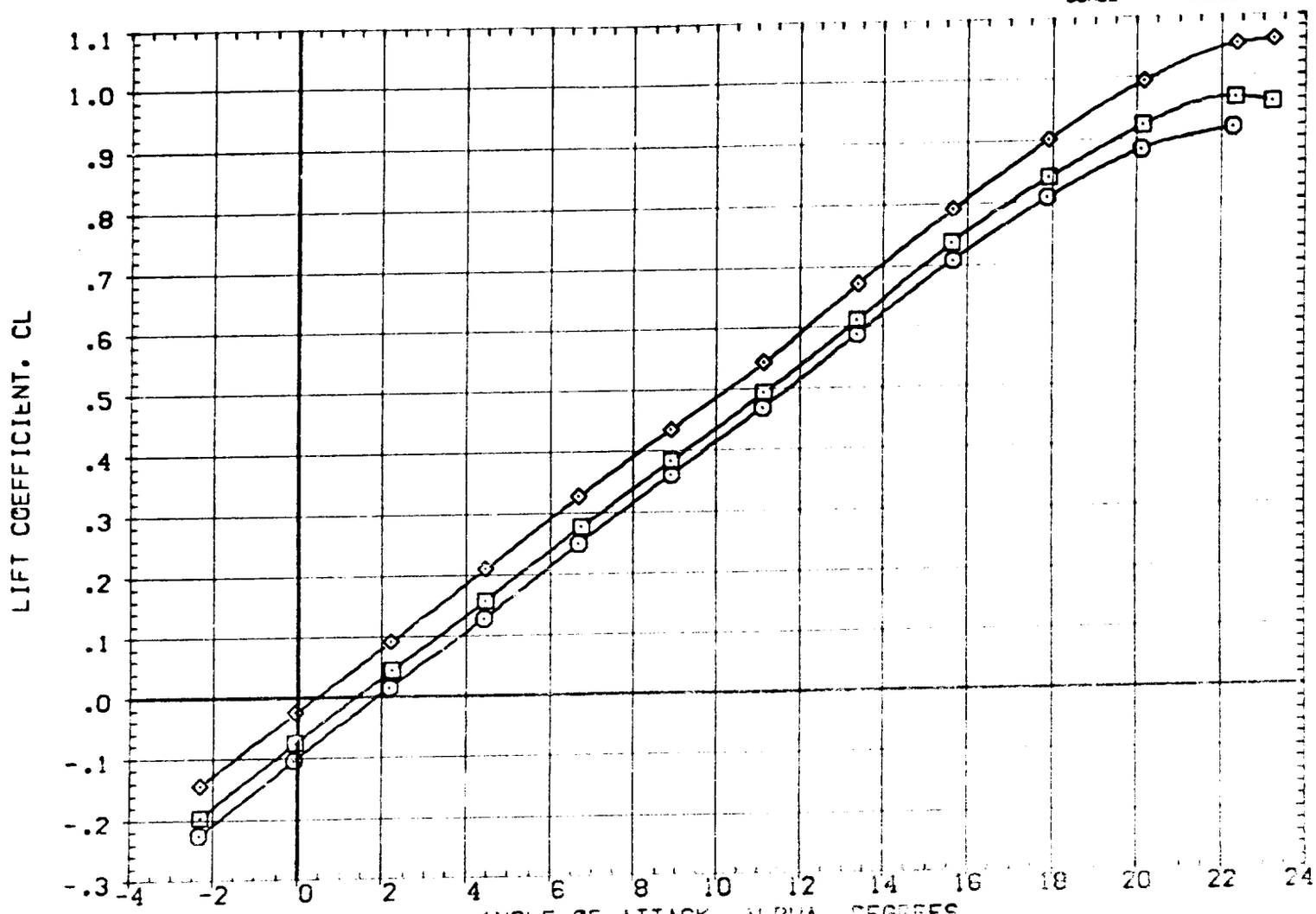

EFFECT OF BODY FLAP DEFLECTION

(D)MACH = .90

DATA SET	SYMBOL	CONFIGURATION DESCRIPTION	SPOBRK	BOFLAP	ELEVON	RUDDER
(RQZ003)	□	LRC 8 TPT 668 0A106 B26C9E26F7M7N28R5V8V116	25.000	-11.700	.000	.000
(RQZ001)	◇	LRC 8 TPT 668 0A106 B26C9E26F7M7N28R5V8V116	25.000	.000	.000	.000
(RQZ004)	◇	LRC 8 TPT 668 0A106 B26C9E26F7M7N28R5V8V116	25.000	16.300	.000	.000

REFERENCE INFORMATION		
SREF	2691.0000	SQ.FT.
LREF	474.8100	IN.
BREF	594.6800	INCHES
XMRP	1076.7000	INCHES
YMRP	.0000	INCHES
ZMRP	375.0000	INCHES
SCALE	.0150	SCALE

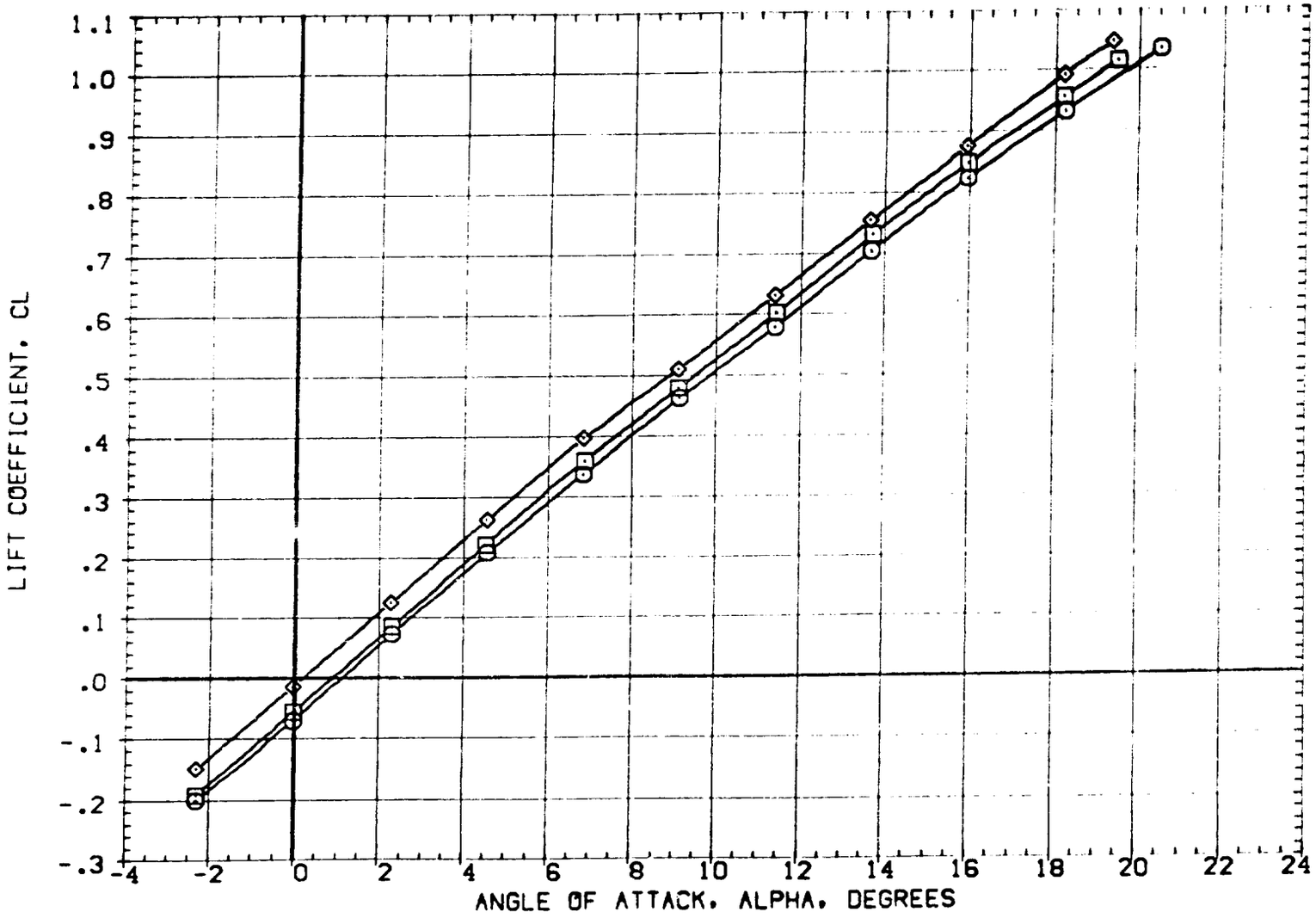

EFFECT OF BODY FLAP DEFLECTION

(E)MACH = .98

DATA SET	SYMBOL	CONFIGURATION DESCRIPTION	SPDBRK	BDFLAP	ELEVON	RUDDER
(RQZ003)	□	LRC 8 TPT 668 0A106 B26C9E26F7M7N28R5V8W116	25.000	-11.700	.000	.000
(RQZ001)	□	LRC 8 TPT 668 0A106 B26C9E26F7M7N28R5V8W116	25.000	.000	.000	.000
(RQZ004)	◇	LRC 8 TPT 668 0A106 B26C9E26F7M7N28R5V8W116	25.000	16.300	.000	.000

REFERENCE INFORMATION

SREF	2690.0000	SQ.FT.
LREF	474.8100	IN.
BREF	936.6800	INCHES
XMRP	1076.7000	INCHES
YMRP	.0000	INCHES
ZMRP	375.0000	INCHES
SCALE	.0150	SCALE

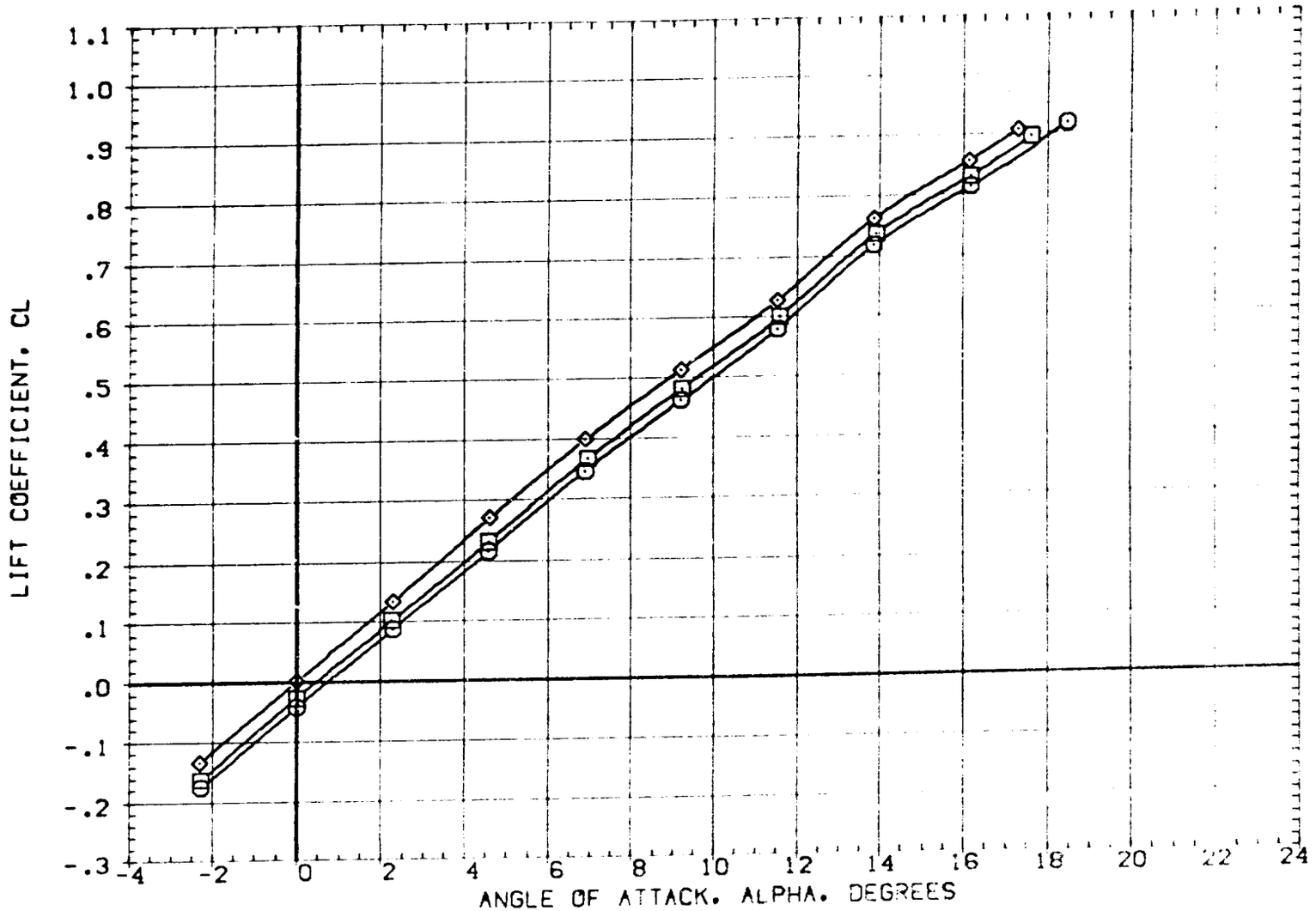

EFFECT OF BODY FLAP DEFLECTION

(F)MACH = 1.20

DATA SET	SYMBOL	CONFIGURATION DESCRIPTION	SPDBK	BOFLAP	ELEVON	RUDDER
(RQZ003)	○	LRC 8 TPT 668 0A106 B26C9E26F7M7N28R5V8W116	25.000	-11.700	.000	.000
(RQZ001)	□	LRC 8 TPT 668 0A106 B26C9E26F7M7N28R5V8W116	25.000	.000	.000	.000
(RQZ004)	◇	LRC 8 TPT 668 0A106 B26C9E26F7M7N28R5V8W116	25.000	16.300	.000	.000

REFERENCE INFORMATION		
SREF	2690.0000	SQ.FT.
LREF	474.8100	IN.
BREF	936.6800	INCHES
XMRP	1076.7000	INCHES
YMRP	.0000	INCHES
ZMRP	375.0000	INCHES
SCALE	.0150	SCALE

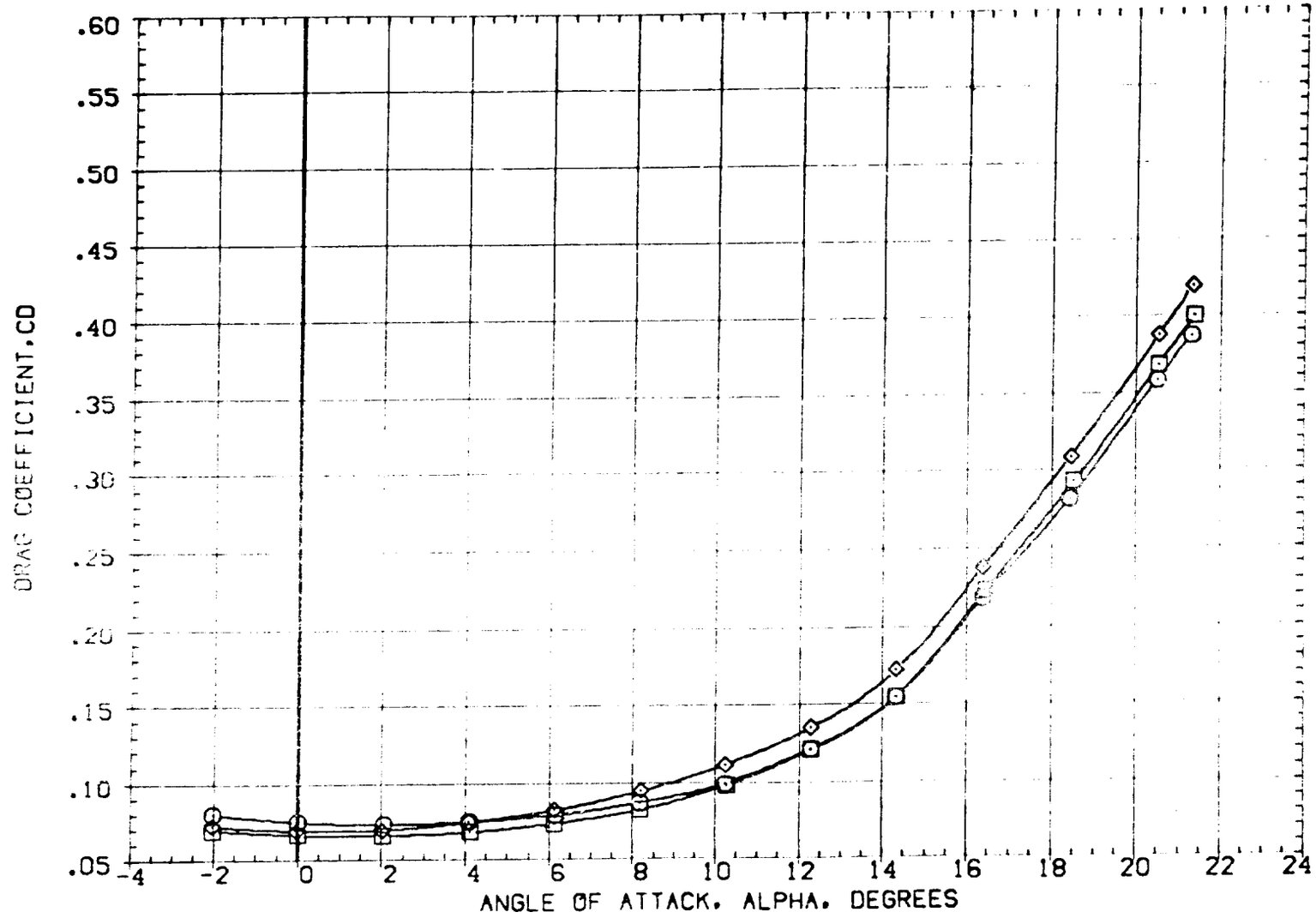

EFFECT OF BODY FLAP DEFLECTION

(A)MACH = .35

DATA SET	SYMBOL	CONFIGURATION DESCRIPTION	SPOBRK	BDFLAP	ELEVON	RUDDER
(RQZ003)	□	LRC 8 TPT 668 0A106 B26C9E26F7M7N28R5V8W116	25.000	-11.700	.000	.000
(RQZ001)	○	LRC 8 TPT 668 0A106 B26C9E26F7M7N28R5V8W116	25.000	.000	.000	.000
(RQZ004)	◇	LRC 8 TPT 668 0A106 B26C9E26F7M7N28R5V8W116	25.000	16.300	.000	.000

REFERENCE INFORMATION		
SREF	2690.0000	SQ.FT.
LREF	474.8100	IN.
BREF	936.6800	INCHES
XMRP	1076.7000	INCHES
YMRP	.0000	INCHES
ZMRP	375.0000	INCHES
SCALE	.0150	SCALE

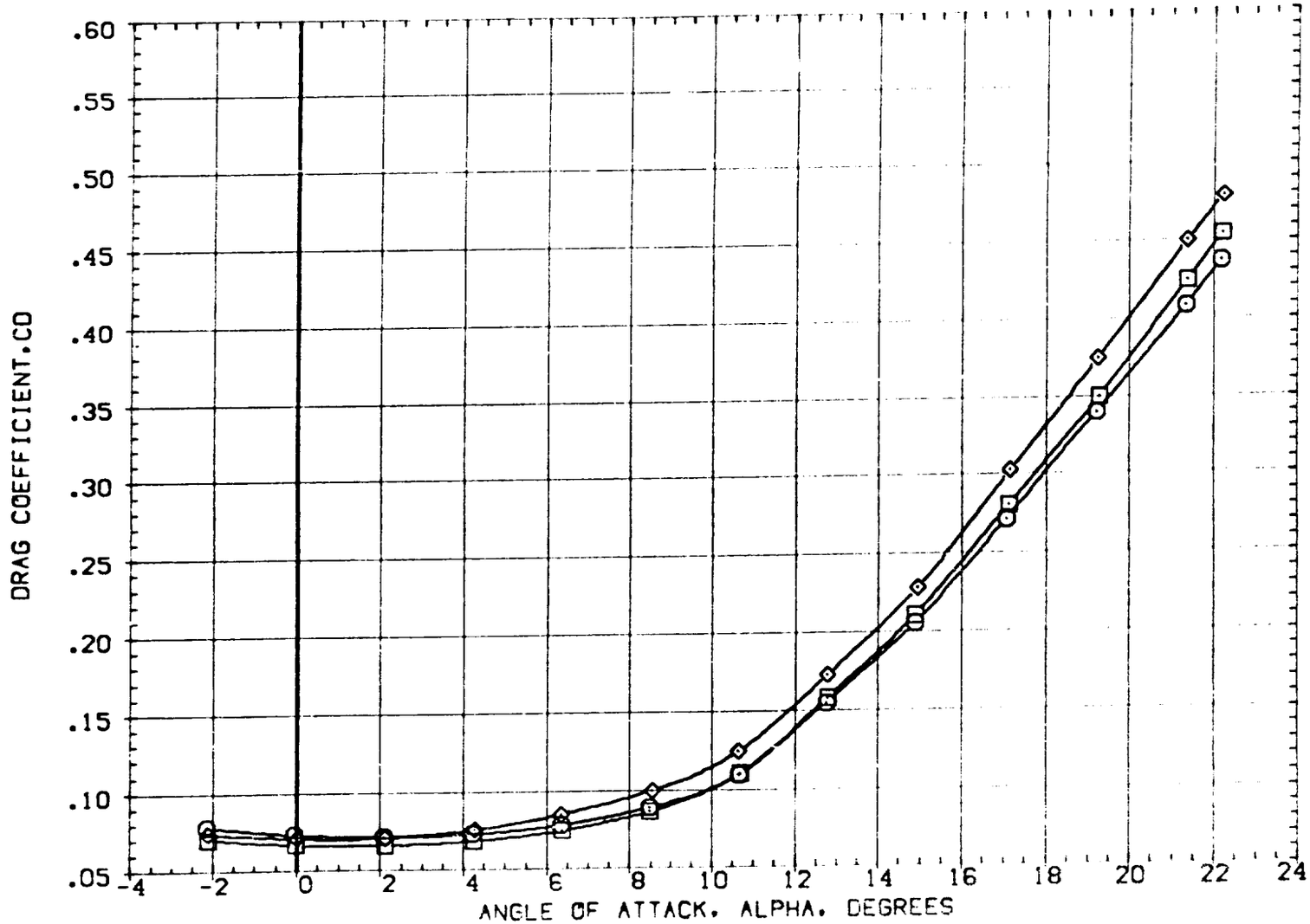

EFFECT OF BODY FLAP DEFLECTION

(B)MACH = .60

DATA SET	SYMBOL	CONFIGURATION DESCRIPTION	SPOILER	BODY FLAP	ELEVON	RUDDER
(R02003)	○	ERR 6 TPT 668 0A106 B26C9E26F7M7N28R5V8V116	25.000	-11.700	.000	.000
(R02005)	□	ERR 6 TPT 668 0A106 B26C9E26F7M7N28R5V8V116	25.000	.000	.000	.000
(R02004)	◇	ERR 6 TPT 668 0A106 B26C9E26F7M7N28R5V8V116	25.000	16.300	.000	.000

REFERENCE INFORMATION

SREF	2690.0000	SQ.FT.
LREF	474.8100	IN.
BREF	936.6800	INCHES
XMRP	1076.7000	INCHES
YMRP	.0000	INCHES
ZMRP	375.0000	INCHES
SCALE	.0150	SCALE

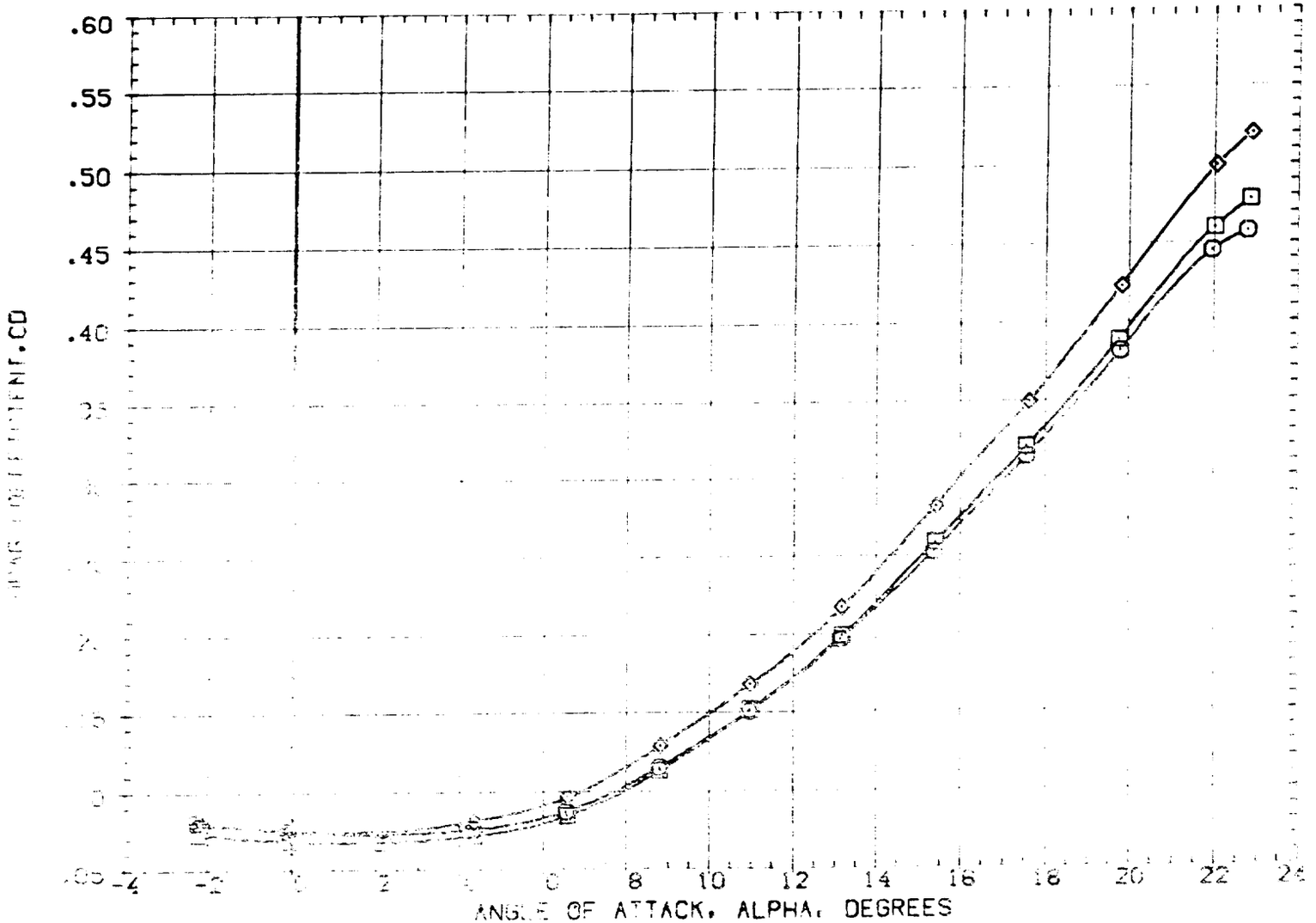

EFFECT OF BODY FLAP DEFLECTION

(C)MACH = .80

DATA SET	SYMBOL	CONFIGURATION DESCRIPTION	SPOBRK	BOFLAP	ELEVON	RUDDER
(RQZ003)	◇	LRC 8 TPT 668 0A106 B26C9E26F7M7N26R5V8V116	45.000	-11.700	.000	.000
(RQZ001)	□	LRC 8 TPT 668 0A106 B26C9E26F7M7N28R5V8V116	25.000	.000	.000	.000
(RQZ004)	◇	LRC 8 TPT 668 0A106 B26C9E26F7M7N28R5V8V116	25.000	16.300	.000	.000

REFERENCE INFORMATION		
SREF	2690.0000	SQ.FT.
LREF	474.8100	IN.
BREF	936.5800	INCHES
XMRP	1076.7000	INCHES
YMRP	.0000	INCHES
ZMRP	375.0000	INCHES
SCALE	.0150	SCALE

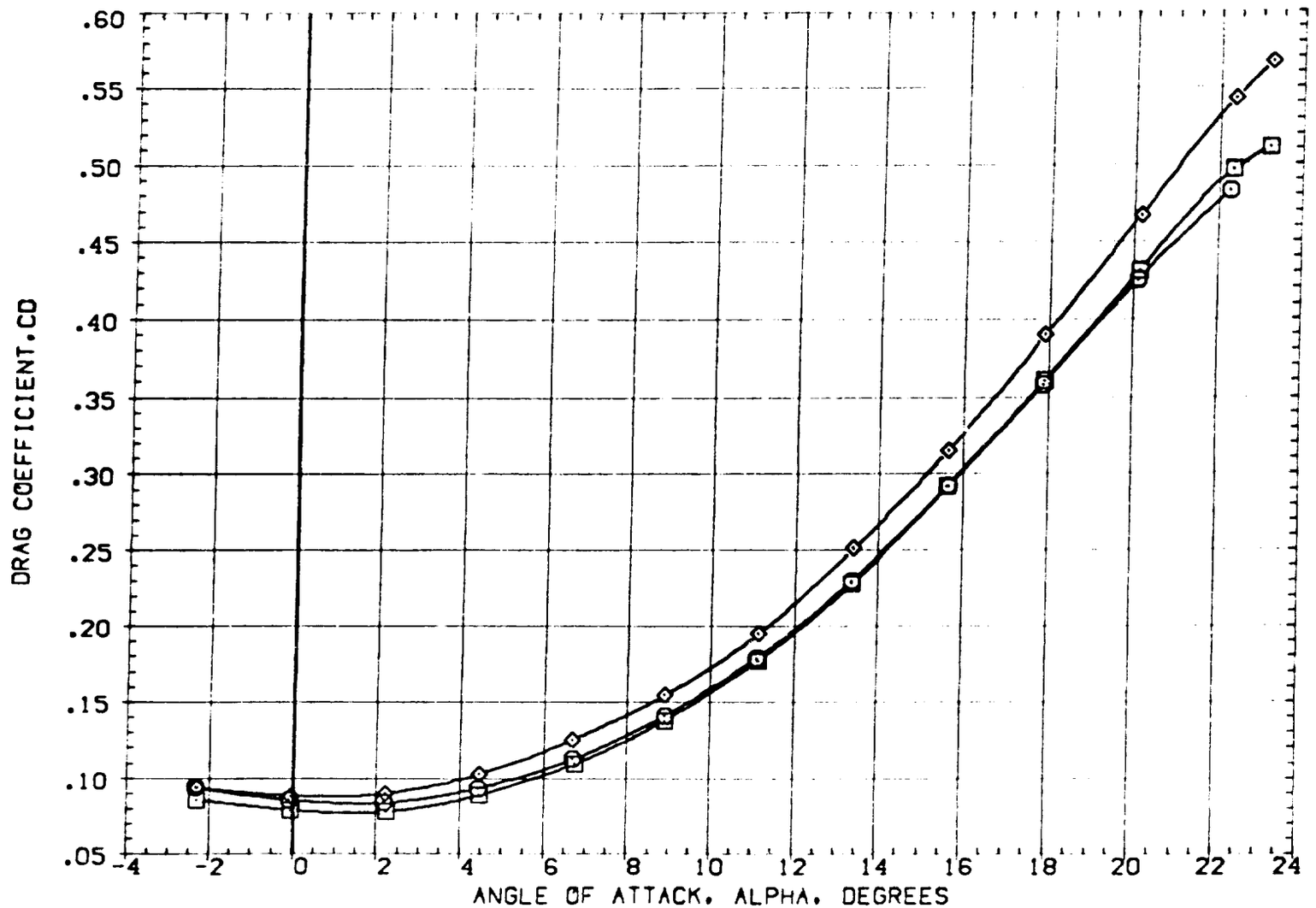

EFFECT OF BODY FLAP DEFLECTION

(□)MACH = .90

DATA SET	SYMBOL	CONFIGURATION DESCRIPTION	SPOBRK	BOFLAP	ELEVON	RUDDER
(RQZ003)	□	LRC 8 TPT 668 0A106 B26C9E26F7M7N28R5V8W116	25.000	-11.700	.000	.000
(RQZ001)	○	LRC 8 TPT 668 0A106 B26C9E26F7M7N28R5V8W116	25.000	.000	.000	.000
(RQZ004)	◇	LRC 8 TPT 668 0A106 B26C9E26F7M7N28R5V8W116	25.000	16.300	.000	.000

REFERENCE INFORMATION		
SREF	2690.0000	SQ.FT.
LREF	474.8100	IN.
BREF	936.5800	INCHES
XMRP	1076.7000	INCHES
YMRP	.0000	INCHES
ZMRP	375.0000	INCHES
SCALE	.0150	SCALE

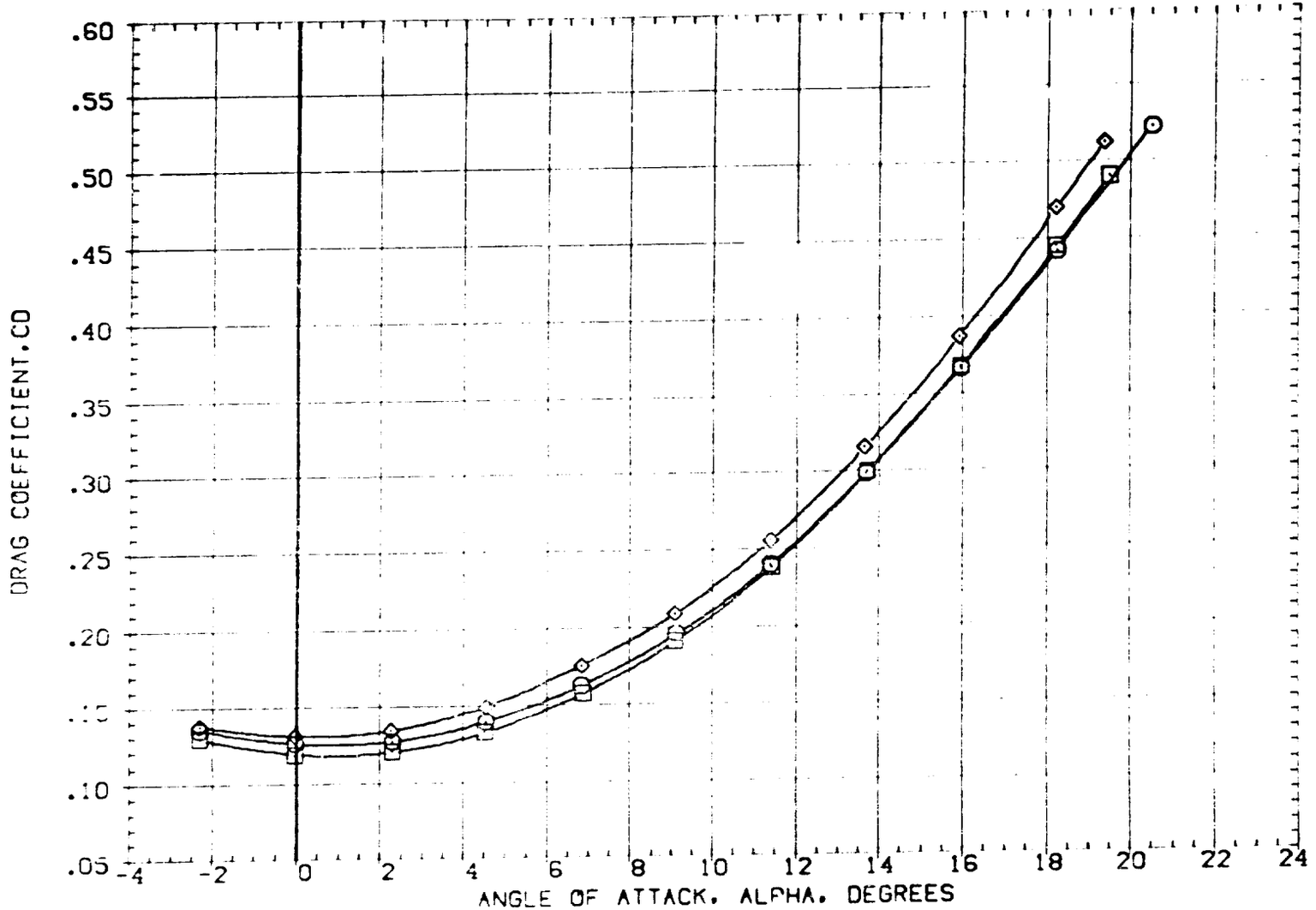

EFFECT OF BODY FLAP DEFLECTION

(E)MACH = .98

DATA SET	SYMBOL	CONFIGURATION DESCRIPTION	SPOBRK	BDFLAP	ELEVON	RUDDER
[RQZ003]	◇	LRC 8 TPT 668 0A106 B26C9E26F7M7N28R5 8V116	25.000	-11.700	.000	.000
[RQZ001]	□	LRC 8 TPT 668 0A106 B26C9E26F7M7N28R5V8V116	25.000	.000	.000	.000
[RQZ004]	○	LRC 8 TPT 668 0A106 B26C9E26F7M7N28R5V8V116	25.000	16.300	.000	.000

REFERENCE INFORMATION

SREF	2690.0000	SQ.FT.
LREF	474.8100	IN.
BREF	936.6800	INCHES
XMRP	1076.7000	INCHES
YMRP	.0000	INCHES
ZMRP	375.0000	INCHES
SCALE	.0150	SCALE

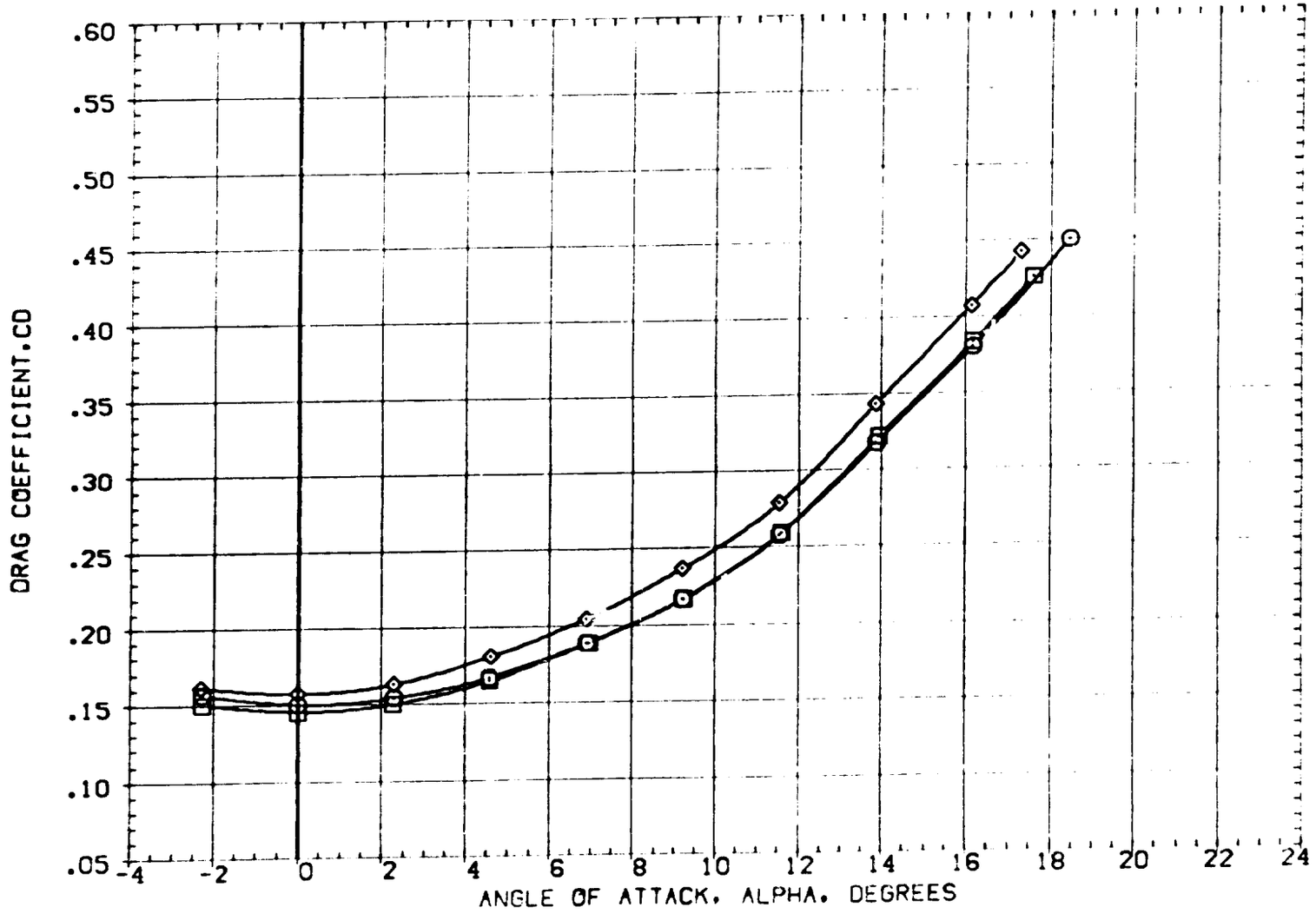

EFFECT OF BODY FLAP DEFLECTION

(F)MACH = 1.20

DATA SET	SYMBOL	CONFIGURATION DESCRIPTION	SPOBRK	BOFLAP	ELEVON	RUDDER
(RQZ003)	□	LRC 8 TPT 668 0A106 B26C9E26F7M7N28R5V8W116	25.000	-11.700	.000	.000
(RQZ001)		LRC 8 TPT 668 0A106 B26C9E26F7M7N28R5V8W116	25.000	.000	.000	.000
(RQZ004)	◇	LRC 8 TPT 668 0A106 B26C9E26F7M7N28R5V8W116	25.000	16.300	.000	.000

REFERENCE INFORMATION		
SREF	2690.0000	SQ.FT.
LREF	474.8100	IN.
BREF	936.6800	INCHES
XMRP	1076.7000	INCHES
YMRP	.0000	INCHES
ZMRP	375.0000	INCHES
SCALE	.0150	SCALE

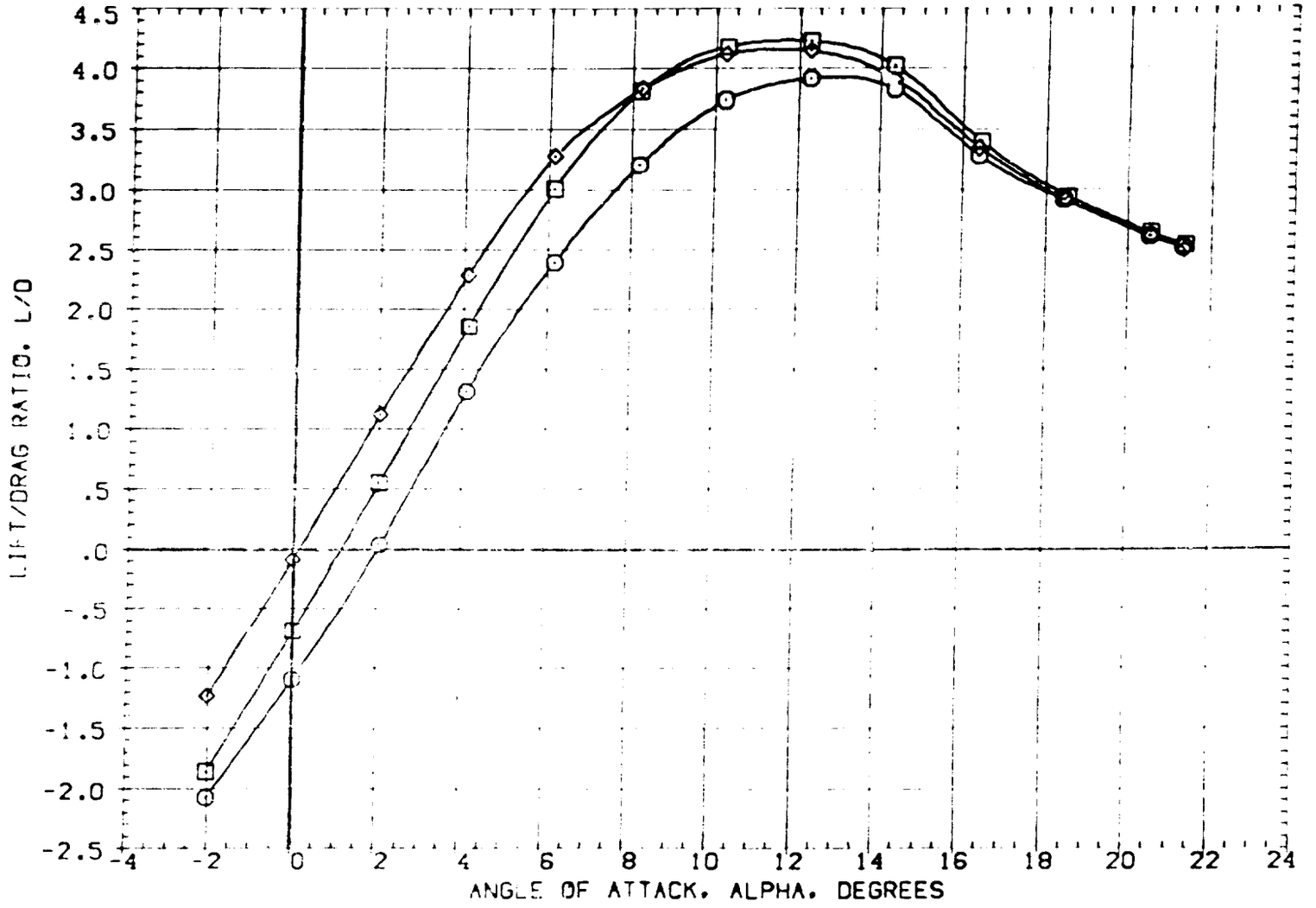

EFFECT OF BODY FLAP DEFLECTION

(A)MACH = .35

DATA SET	SYMBOL	CONFIGURATION DESCRIPTION
(RQZ003)	◇	LRC 8 YPT 668 DA106 B26C9E26F7M7N26R5V8V116
(RQZ002)	□	LRC 8 YPT 668 DA106 B26C9E26F7M7N28R5V8V116
(RQZ004)	○	LRC 8 YPT 668 DA106 B26C9E26F7M7N29R5V8V116

SPOBRK	BOFLAP	ELEVON	RUDDER
25.000	-11.700	.000	.000
25.000	.000	.000	.000
25.000	16.300	.000	.000

REFERENCE INFORMATION		
SREF	2090.0000	SQ.FT.
LREF	474.8100	IN.
BREF	936.6800	INCHES
XMRP	1076.7000	INCHES
YMRP	.0000	INCHES
ZMRP	375.0000	INCHES
SCALE	.0150	SCALE

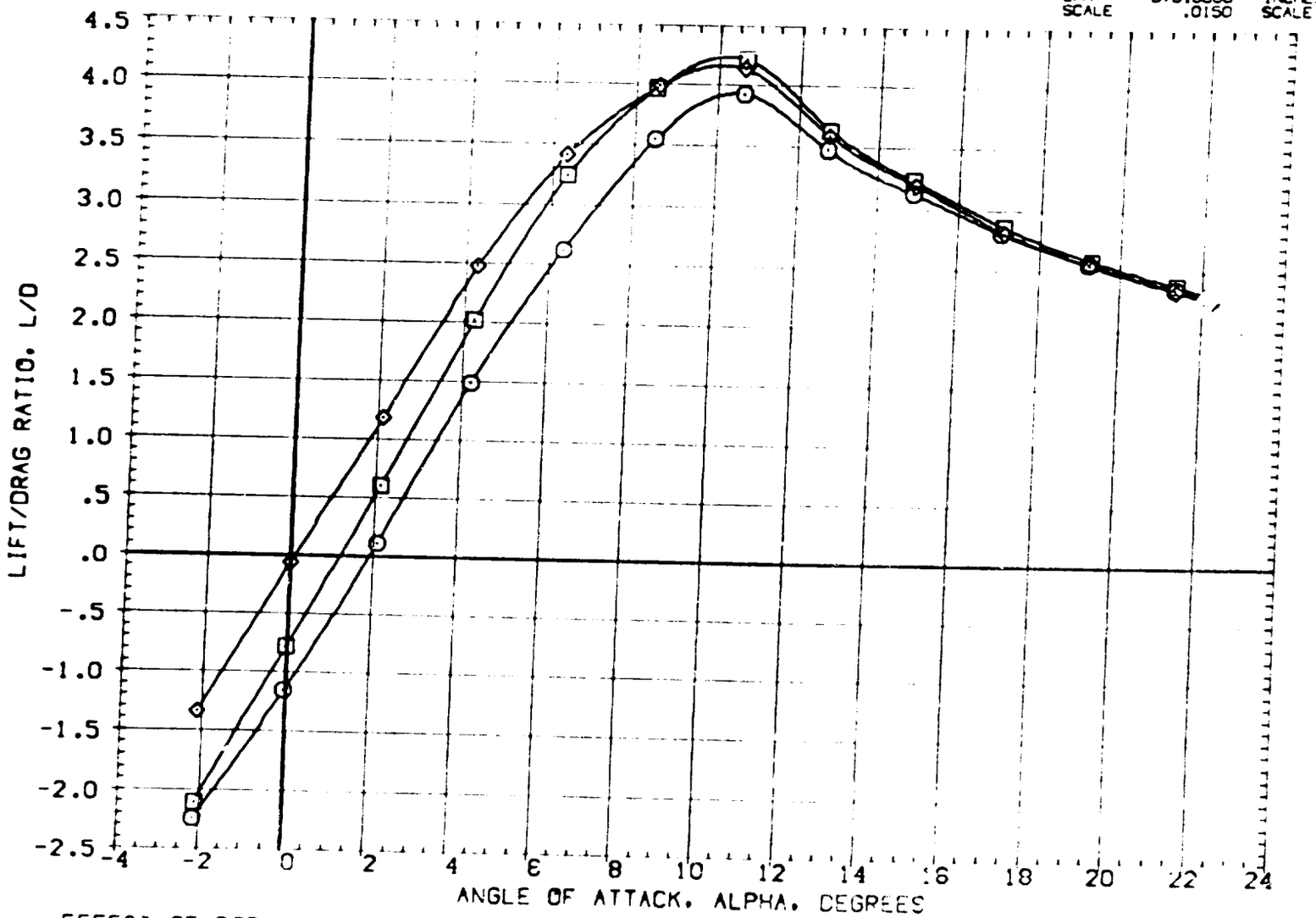

EFFECT OF BODY FLAP DEFLECTION

(B)MACH = .60

DATA SET	SYMBOL	CONFIGURATION DESCRIPTION	SPOBRK	BOFLAP	ELEVON	RUDDER
(RQZ003)	◇	LRC 8 TPT 668 DA106 B26C9E26F7M7N28R5V8V116	25.000	-11.700	.000	.000
(RQZ001)	□	LRC 8 TPT 668 DA106 B26C9E26F7M7N28R5V8V116	25.000	.000	.000	.000
(RQZ004)	○	LRC 8 TPT 668 DA106 B26C9E26F7M7N28R5V8V116	25.000	16.300	.000	.000

REFERENCE INFORMATION		
SREF	2690.0000	SQ.FT.
LREF	474.8100	IN.
BREF	936.6800	INCHES
XMRP	1076.7000	INCHES
YMRP	.0000	INCHES
ZMRP	375.0000	INCHES
SCALE	.0150	SCALE

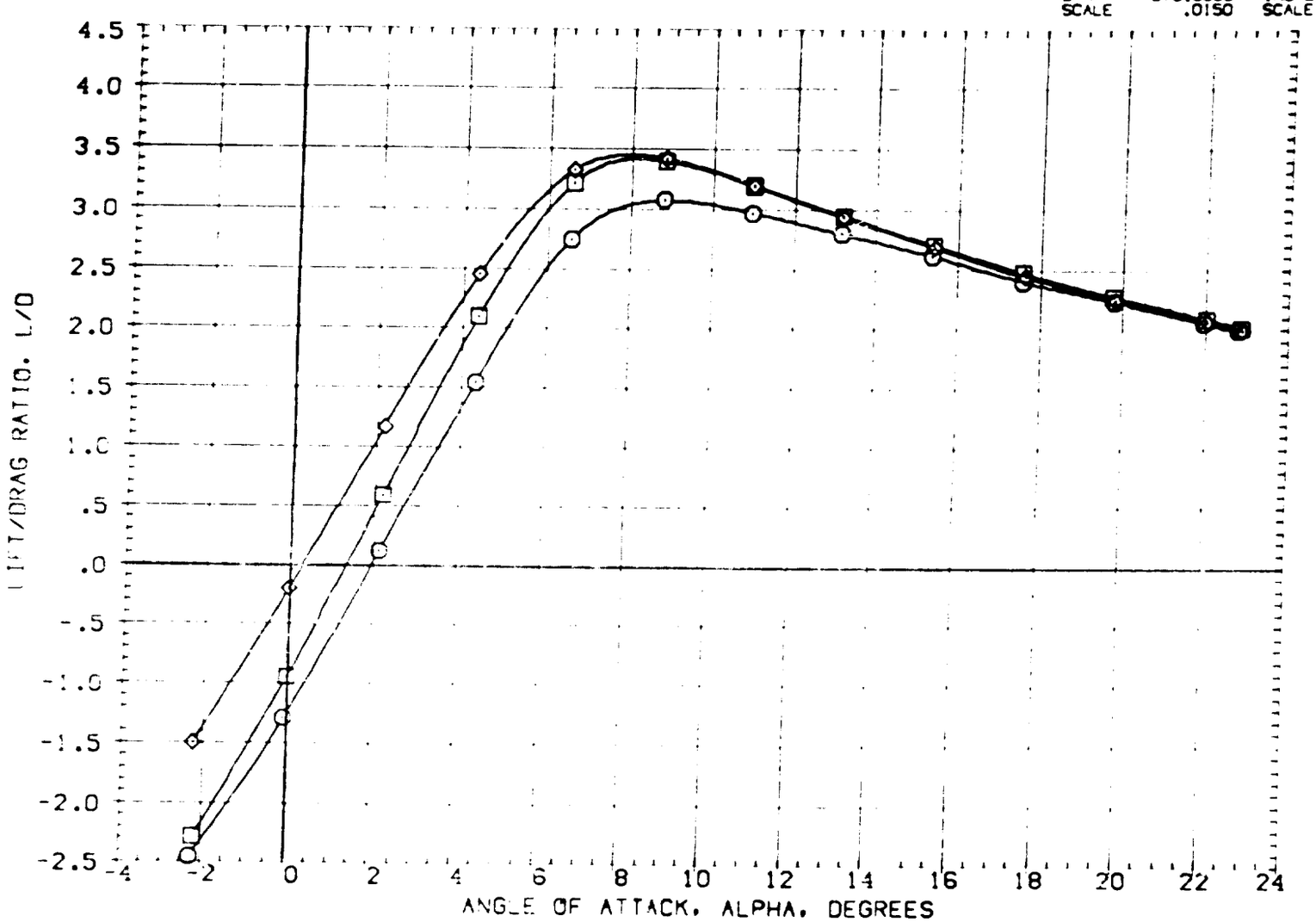

EFFECT OF BODY FLAP DEFLECTION

(C)MACH = .80

DATA SET	SYMBOL	CONFIGURATION DESCRIPTION	SPDBRK	BDFLAP	ELEVON	RUDDER
(RQZ003)	○	LRC 8 TPT 668 0A106 B26C9E26F7M7N29R5V6W116	25.000	-11.700	.000	.000
(RQZ001)	□	LRC 8 TPT 668 0A106 B26C9E26F7M7N29R5V9W116	25.000	.000	.000	.000
(RQZ004)	◇	LRC 8 TPT 668 0A106 B26C9E26F7M7N28R5V9W116	25.000	16.300	.000	.000

REFERENCE INFORMATION

SREF	2690.0000	SQ.FT.
LREF	474.8100	IN.
BREF	936.6900	INCHES
XMRP	1076.7000	INCHES
YMRP	.0000	INCHES
ZMRP	375.0000	INCHES
SCALE	.0150	SCALE

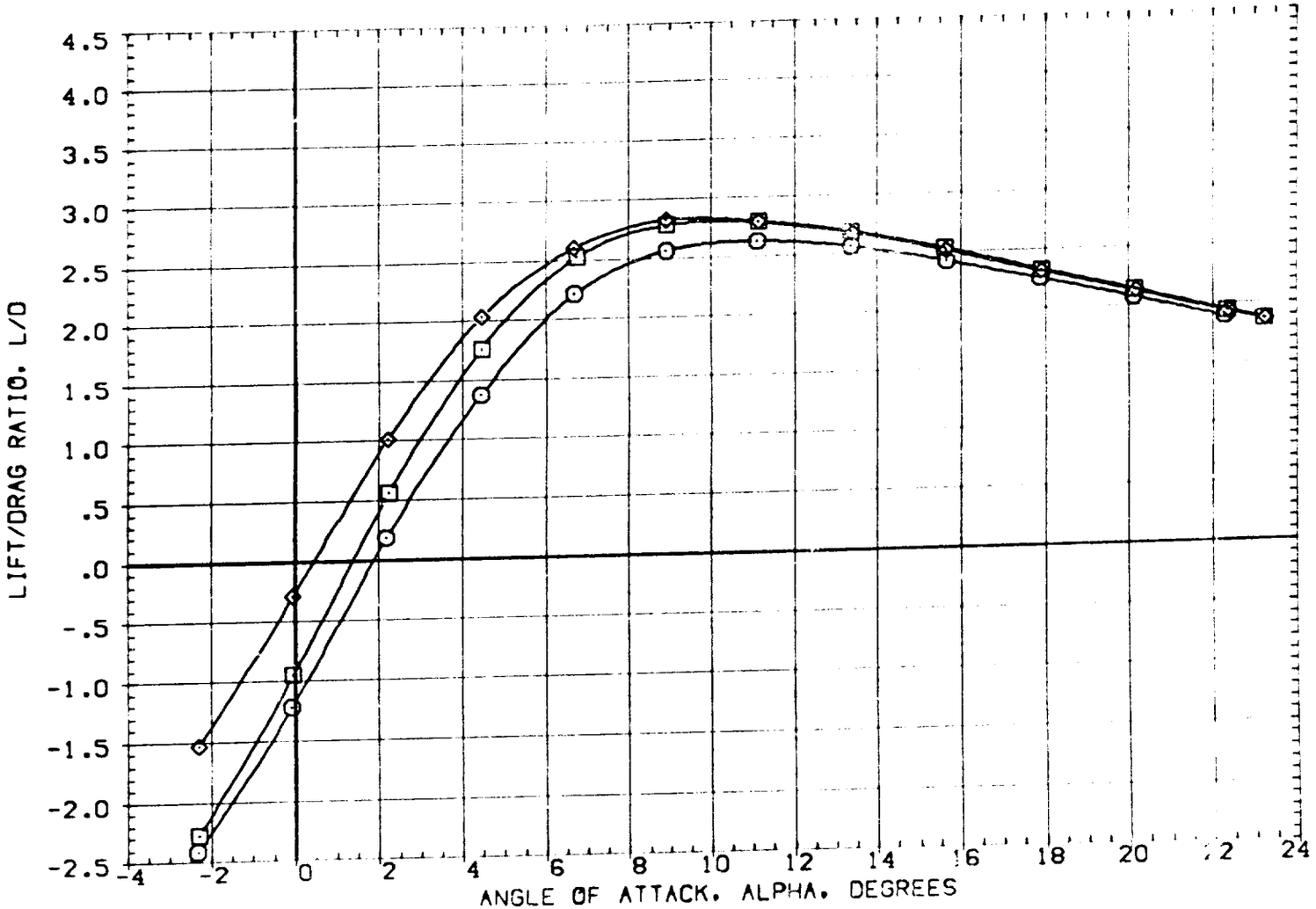

EFFECT OF BODY FLAP DEFLECTION

(D)MACH = .90

DATA SET	SYMBOL	CONFIGURATION DESCRIPTION	SPOBRK	BDFLAP	ELEVON	RUDDER
(RQZ003)	○	LRC 8 TPT 668 0A106 B26C9E26F7M7N28R5V8W116	25.000	-11.700	.000	.000
(RQZ001)	◇	LRC 8 TPT 668 0A106 B26C9E26F7M7N28R5V8W116	25.000	.000	.000	.000
(RQZ004)	□	LRC 8 TPT 668 0A106 B26C9E26F7M7N28R5V8W116	25.000	16.300	.000	.000

REFERENCE INFORMATION		
SREF	2690.0000	SQ.FT.
LREF	474.8100	IN.
BREF	936.6800	INCHES
XMRP	1076.7000	INCHES
YMRP	.0000	INCHES
ZMRP	375.0000	INCHES
SCALE	.0150	SCALE

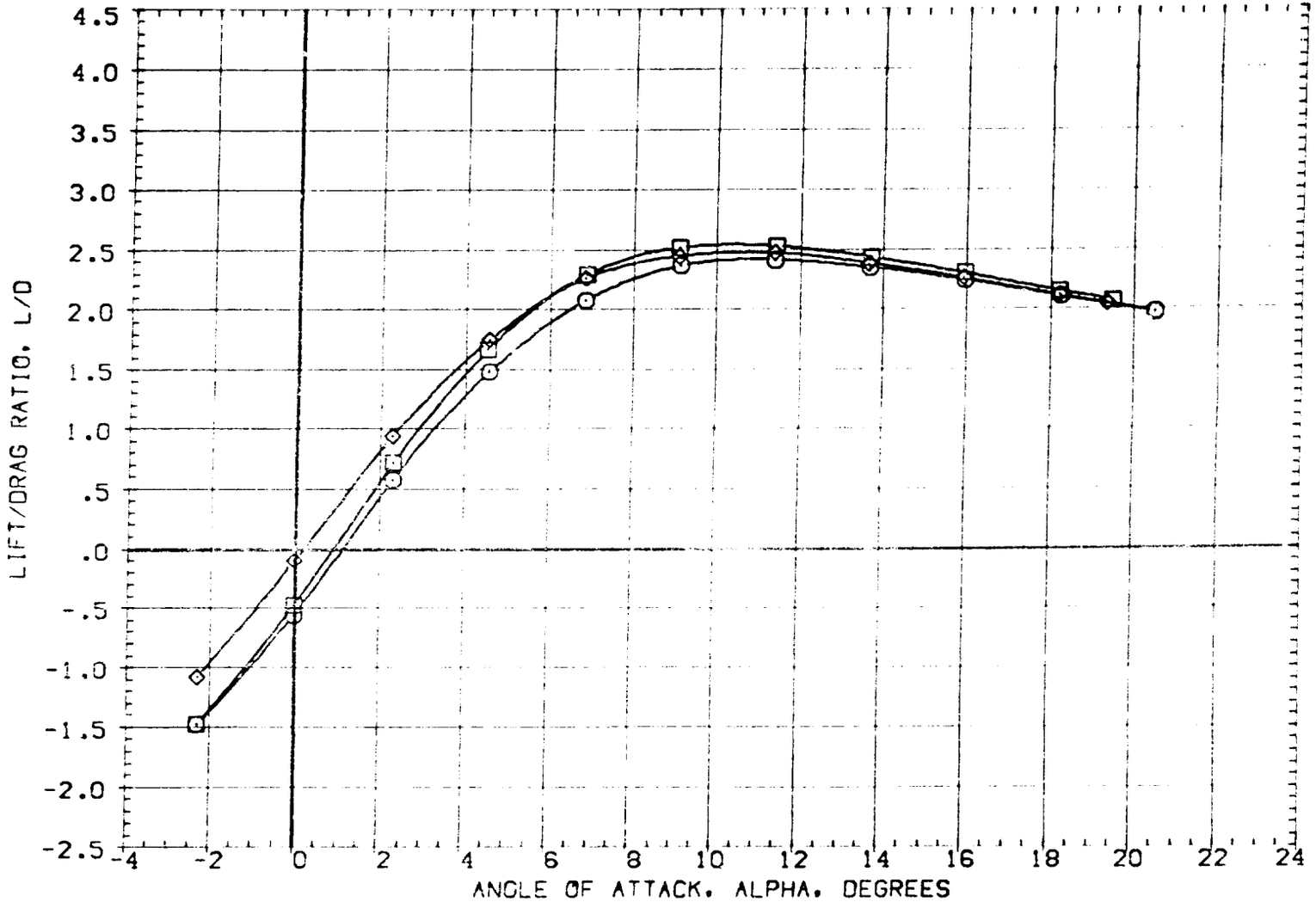

EFFECT OF BODY FLAP DEFLECTION

(E)MACH = .98

DATA SET	SYMBOL	CONFIGURATION DESCRIPTION	SPDBRK	BDFLAP	ELEVON	RUDDER
(R0Z003)	□	LRC 8 TPT 668 0A106 B26C9E26F7M7N26R3V8W116	25.000	-11.700	.000	.000
(R0Z001)	○	LRC 8 TPT 668 0A106 B26C9E26F7M7N23R5V8W116	25.000	.000	.000	.000
(R0Z004)	◇	LRC 8 TPT 668 0A106 B26C9E26F7M7N20R5V8W116	25.000	16.300	.000	.000

REFERENCE INFORMATION

SREF	2690.0000	SQ.FT.
LREF	474.8100	IN.
BREF	936.6800	INCHES
XMRP	1076.7000	INCHES
YMRP	.0000	INCHES
ZMRP	375.0000	INCHES
SCALE	.0150	SCALE

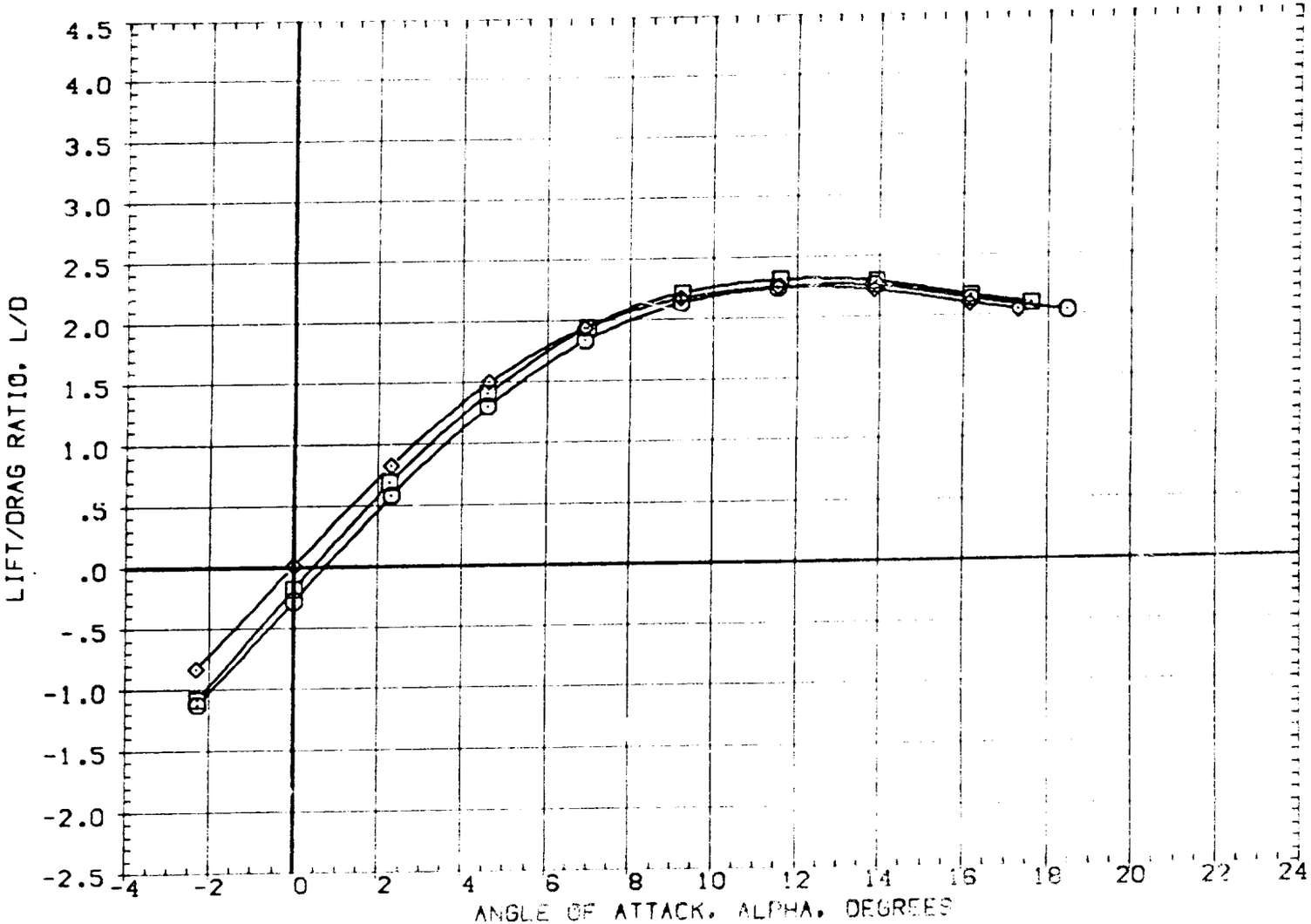

EFFECT OF BODY FLAP DEFLECTION

(F)MACH = 1.20

DATA SET	SYMBOL	CONFIGURATION DESCRIPTION	SPDBRK	BOFLAP	ELEVON	RUDDER
(EQZ002)	◇	LRC 8 TPT 668 0A106 B26C9E26F7M7N20R5V8V116	.000	.000	.000	.000
(EQZ001)	□	LRC 8 TPT 668 0A106 B26C9E26F7M7N20R5V8V116	25.000	.000	.000	.000
(EQZ003)	○	LRC 8 TPT 668 0A106 B26C9E26F7M7N20R5V8V116	25.000	-11.700	.000	.000
(EQZ004)	△	LRC 8 TPT 668 0A106 B26C9E26F7M7N28R5V8V116	25.000	16.300	.000	.000

REFERENCE INFORMATION		
SREF	2690.0000	SQ.FT.
LREF	474.8100	IN.
BREF	936.6900	INCHES
XMRP	1076.7000	INCHES
YMRP	.0000	INCHES
ZMRP	375.0000	INCHES
SCALE	.0150	SCALE

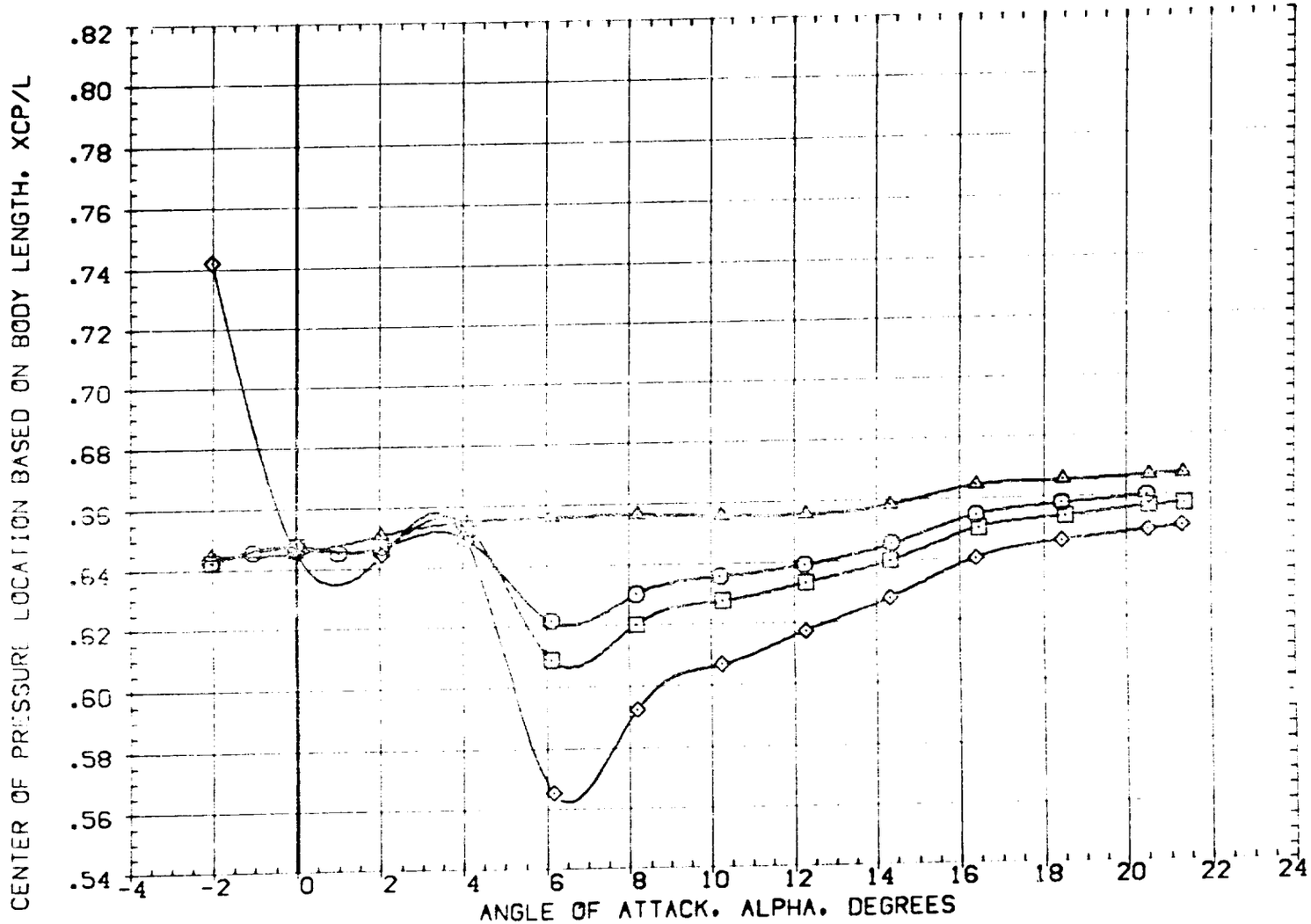

VARIATION OF CENTER OF PRESSURE LOCATION

(A)MACH = .35

DATA SET	SYMBOL	CONFIGURATION DESCRIPTION	SPOBRK	BDFLAP	ELEVON	RUDDER
(SQZ002)	◇	LRC 8 TPT 668 0A106 B26C9E26F7M7N28R5V8W116	.000	.000	.000	.000
(SQZ001)	□	LRC 8 TPT 668 0A106 B26C9E26F7M7N28R5V8W116	25.000	.000	.000	.000
(SQZ003)	△	LRC 8 TPT 668 0A106 B26C9E26F7M7N28R5V8W116	25.000	-11.700	.000	.000
(SQZ004)	⊠	LRC 8 TPT 668 0A106 B26C9E26F7M7N28R5V8W116	25.000	16.300	.000	.000

REFERENCE INFORMATION

SREF	2690.0000	SQ.FT.
LREF	474.8100	IN.
BREF	936.6800	INCHES
XMRP	1076.7000	INCHES
YMRP	.0000	INCHES
ZMRP	375.0000	INCHES
SCALE	.0150	SCALE

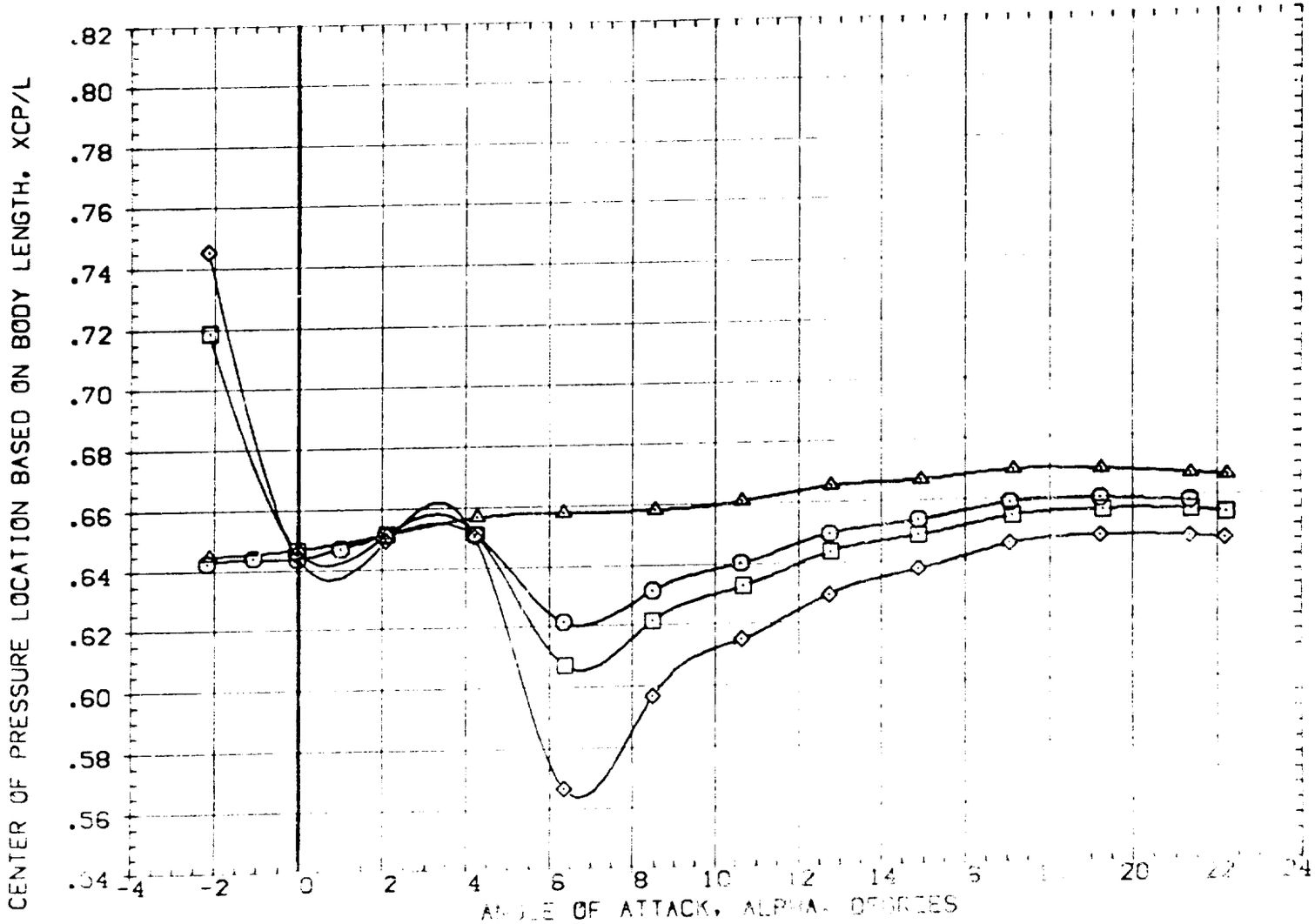

VARIATION OF CENTER OF PRESSURE LOCATION

(B)MACH = .60

DATA SET SYMBOL CONFIGURATION DESCRIPTION

(EQZ002) LRC B TPT 668 DAIDS B26C9E26F7M7N28R5V8W116
(EQZ001) DATA NOT AVAILABLE
(EQZ003) DATA NOT AVAILABLE
(EQZ004) DATA NOT AVAILABLE

SPDBRK	BOFLAP	ELEVON	RUDDER
.000	.000	.000	.000
25.000	.000	.000	.000
25.000	-11.700	.000	.000
25.000	16.300	.000	.000

REFERENCE INFORMATION

SREF	2690.0000	SQ.FT.
LREF	474.8100	IN.
BREF	936.6800	INCHES
XMRP	1076.7000	INCHES
YMRP	.0000	INCHES
ZMRP	375.0000	INCHES
SCALE	.0150	SCALE

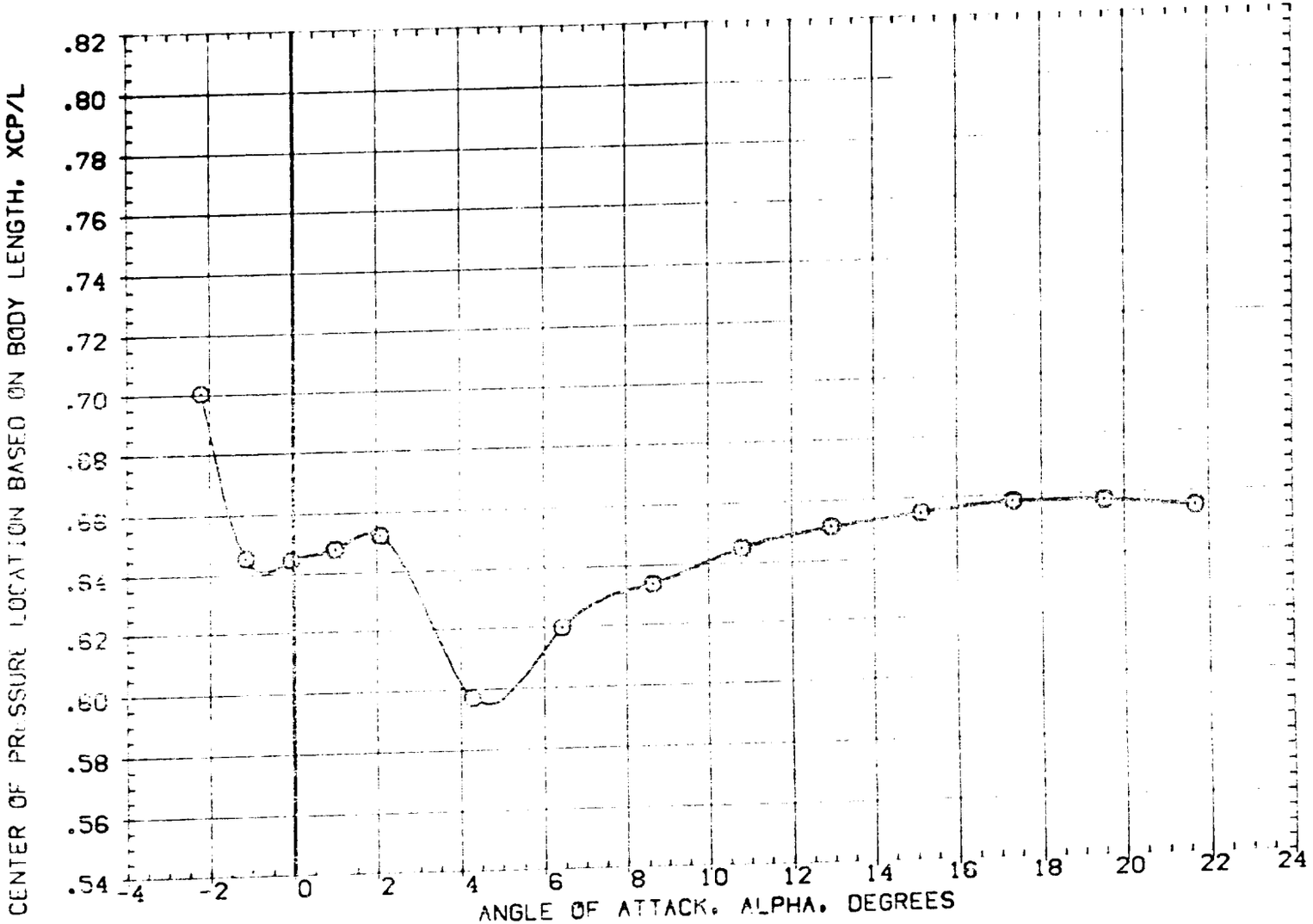

VARIATION OF CENTER OF PRESSURE LOCATION

(C)MACH = .70

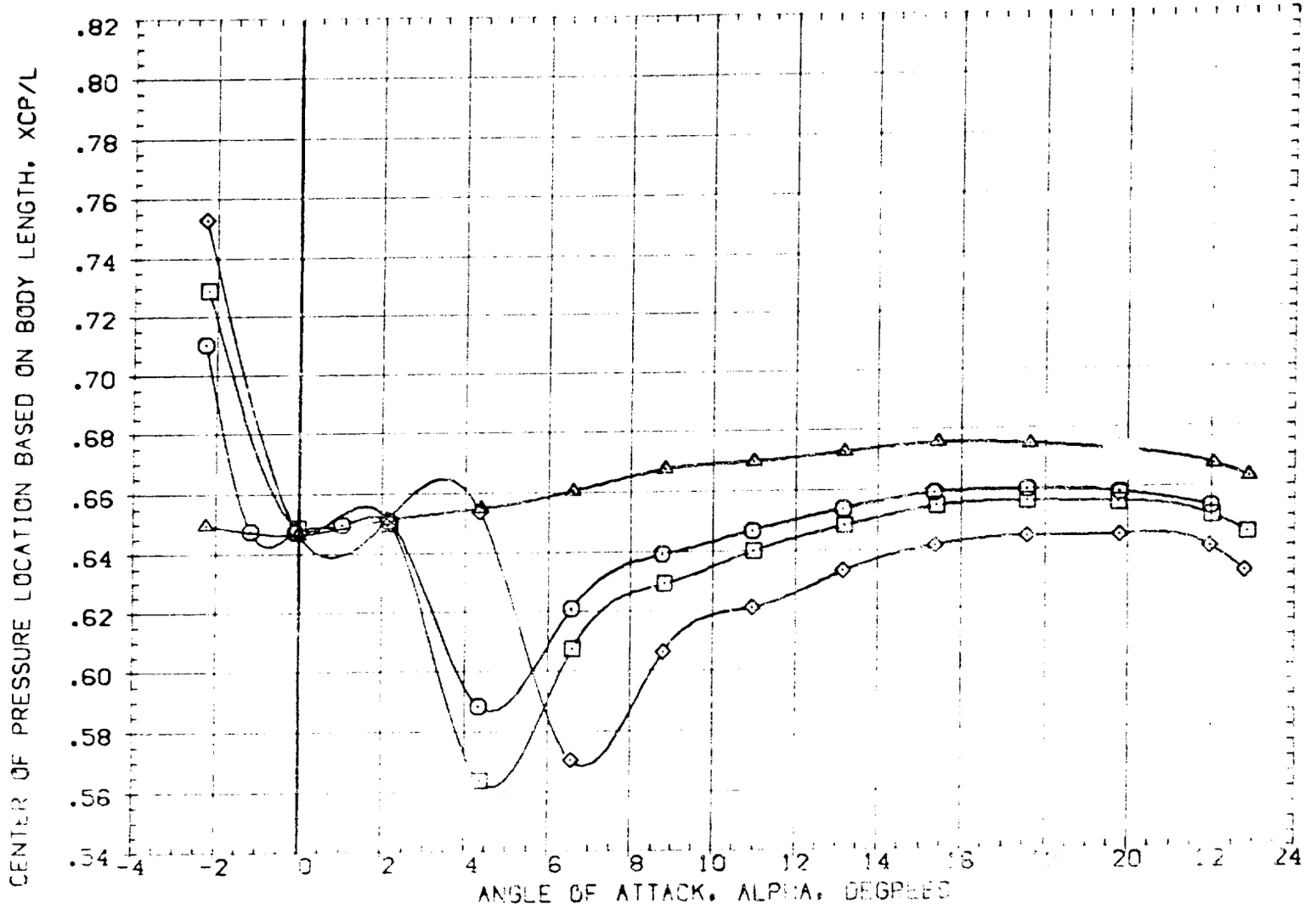

VARIATION OF CENTER OF PRESSURE LOCATION

(D)MACH = .80

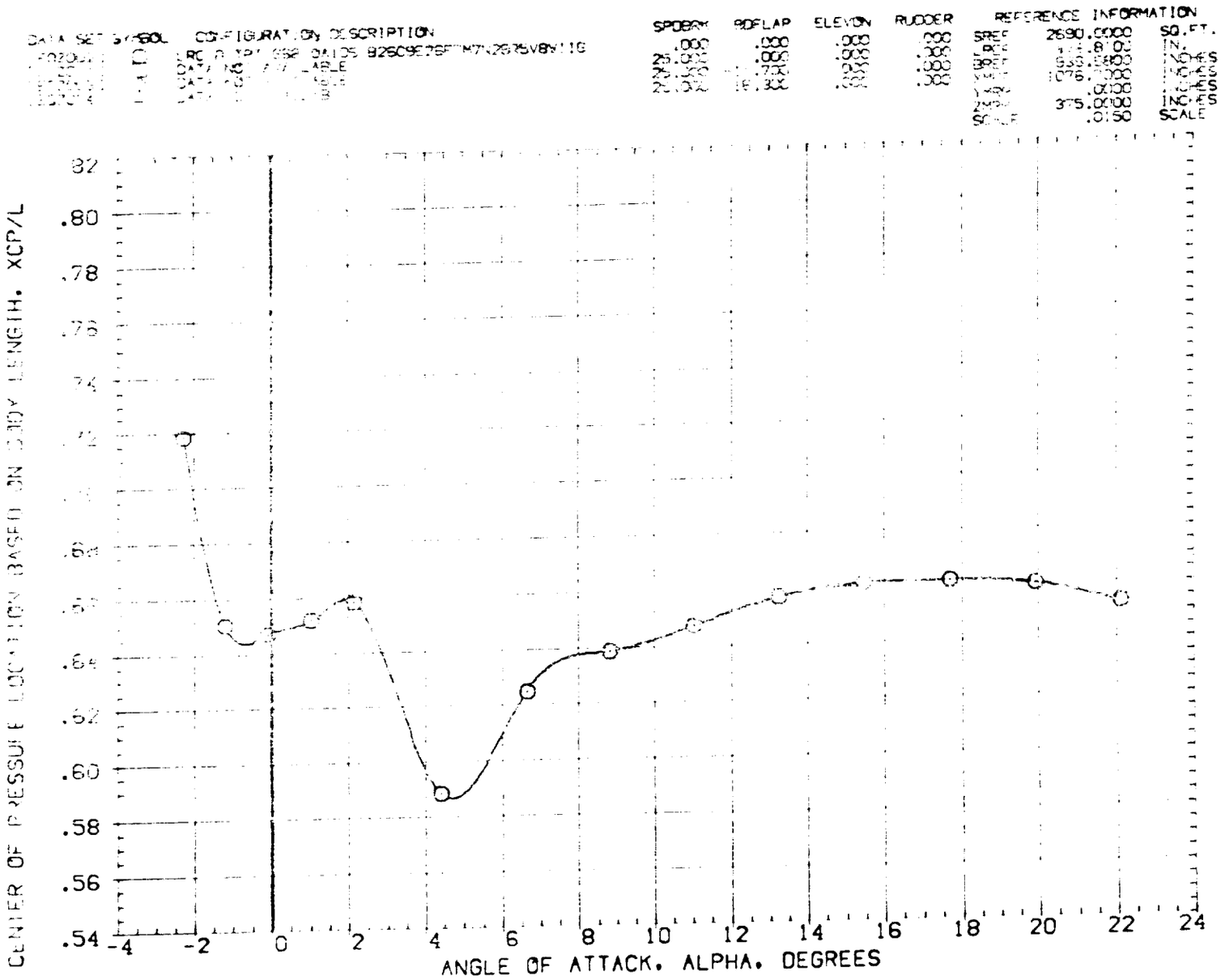

VARIATION OF CENTER OF PRESSURE LOCATION

(E)MACH = .85

DATA SET SYMBOL		CONFIGURATION DESCRIPTION	SPOBRK	REFL	ELEVON	FLAPER
(EQZ002)	□	LRC 8 TPT 668 OA106 B26C9E26F7M7N26R5V8W116	.000	.000	.000	.000
(EQZ001)	○	LRC 8 TPT 668 OA106 B26C9E26F7M7N28R5V8W116	25.000	.000	.000	.000
(EQZ003)	◇	LRC 8 TPT 668 OA106 B26C9E26F7M7N28R5V8W116	25.000	-11.700	.000	.000
(EQZ004)	△	LRC 8 TPT 668 OA106 B26C9E26F7M7N28K3V8W116	25.000	16.300	.000	.000

REFERENCE INFORMATION

SREF	2690.0000	SQ.FT.
LREF	474.0000	IN.
XMRP	1075.0000	INCHES
YMRP	.0000	INCHES
ZMRP	375.0000	INCHES
SCALE	.0156	SCALE

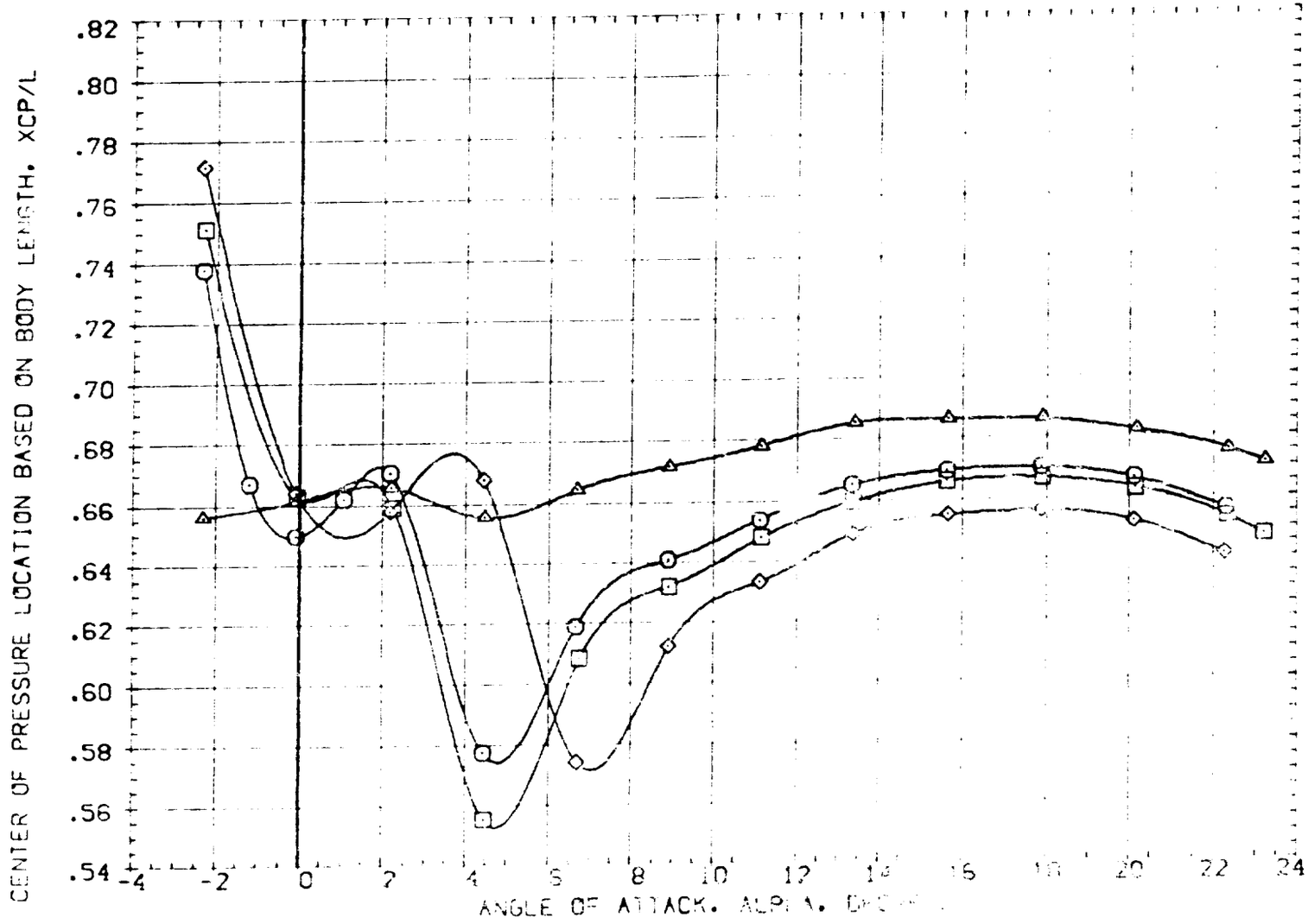

VARIATION OF CENTER OF PRESSURE LOCATION

(F)MACH = .90

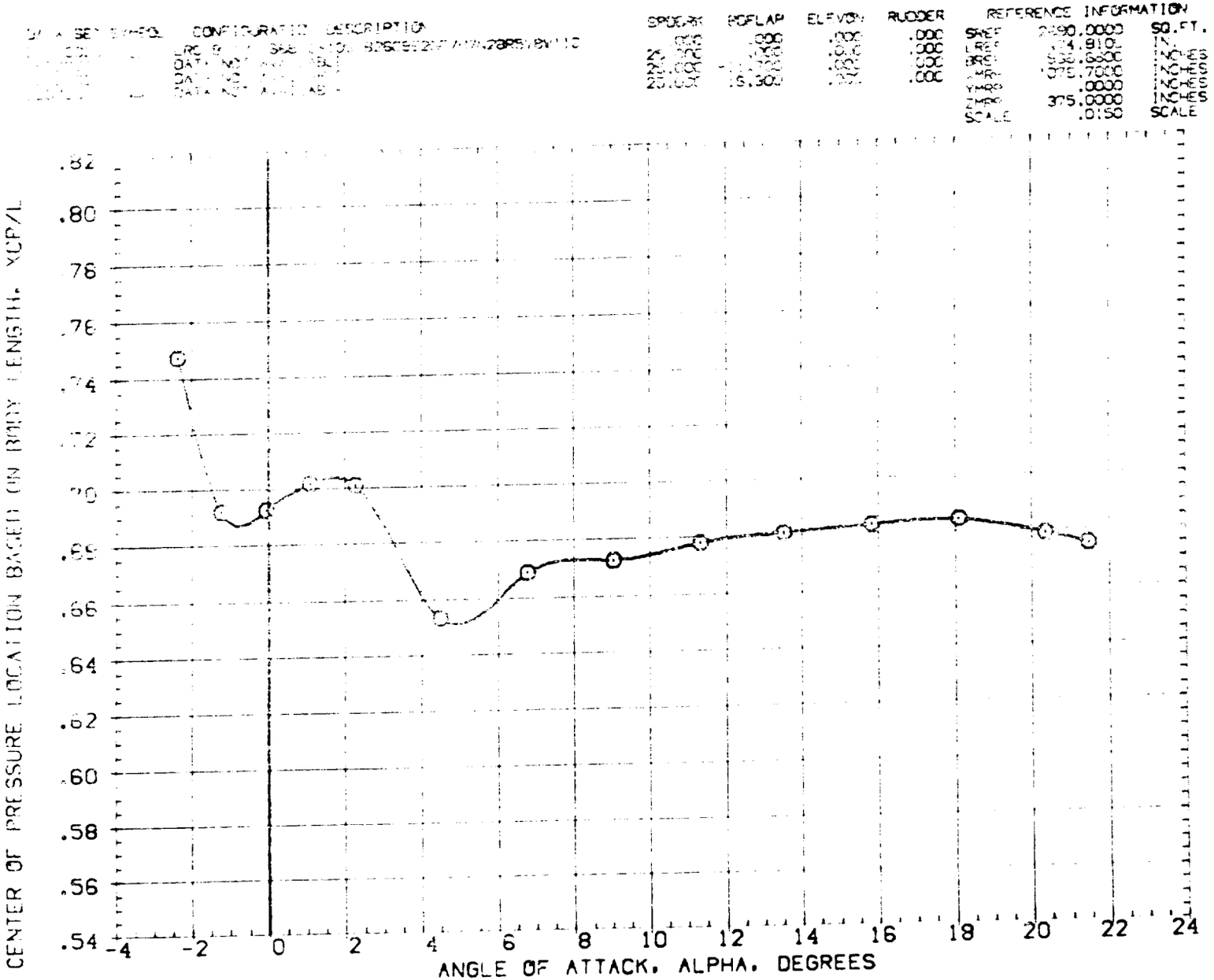

VARIATION OF CENTER OF PRESSURE LOCATION

(G)MACH = .95

DATA SET SYMBOL		CONFIGURATION DESCRIPTION	SPOSRK	SOFLAP			REFERENCE INFORMATION	
(EQZ002)	□	LRC 8 TPT 668 DA106 B26C9E26F7M7N26R5V8W116	.000	.000	.000	.000	SREF	2650.0000 SQ.FT.
(EQZ001)	◇	LRC 8 TPT 668 DA106 B26C9E26F7M7N28R5V8W116	28.000	.000	.000	.000	CBAR	474.8100 INCHES
(EQZ003)	⊠	LRC 8 TPT 668 DA106 B26C9E26F7M7N28R5V8W116	28.000	-11.700	.000	.000	BREF	996.6800 INCHES
(EQZ004)	△	LRC 8 TPT 668 DA106 B26C9E26F7M7N28R5V8W116	28.000	16.300	.000	.000	XMRP	1076.7000 INCHES
							YMRP	.0000 INCHES
							ZMRP	375.0000 INCHES
							SCALE	.0150 SCALE

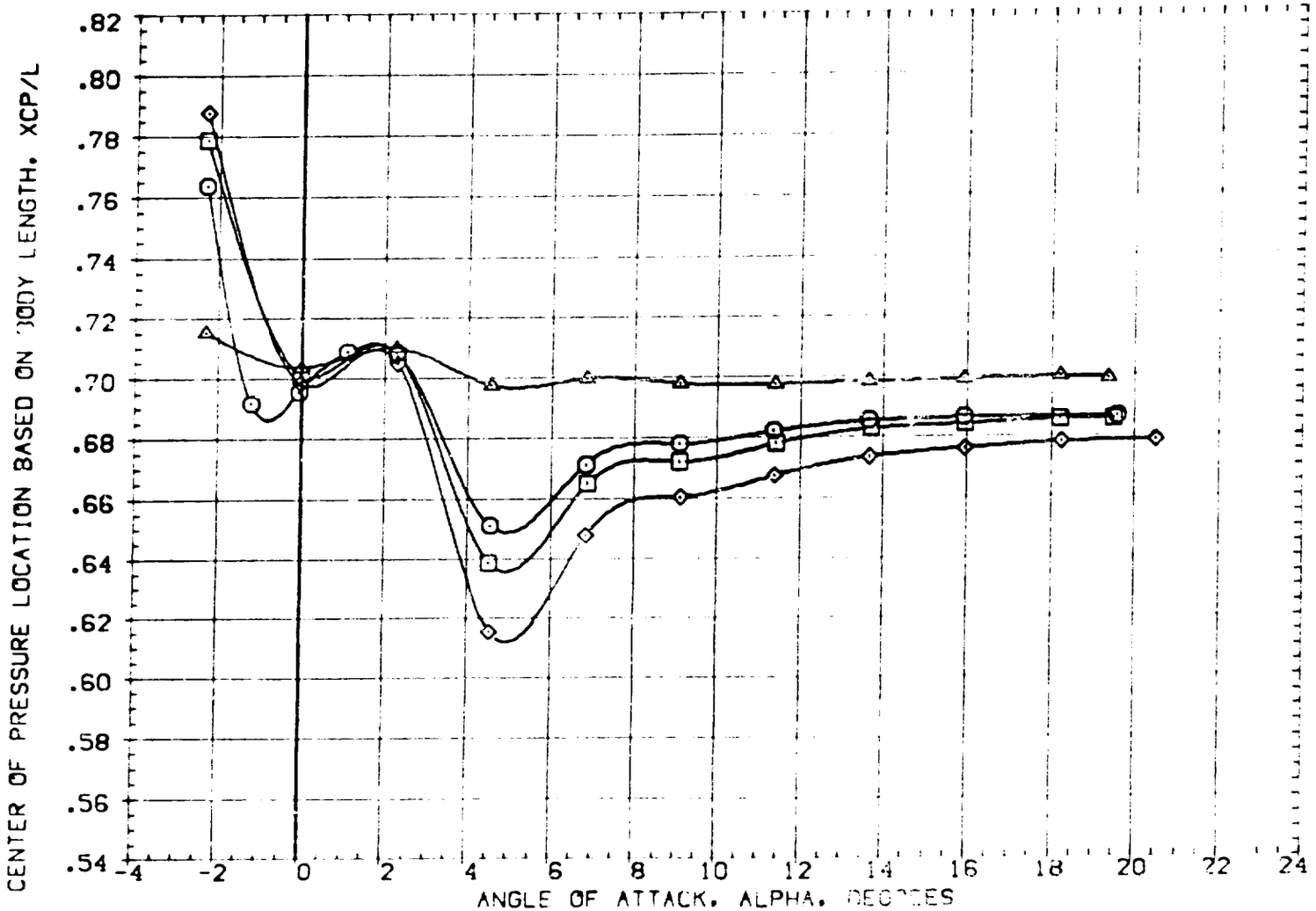

VARIATION OF CENTER OF PRESSURE LOCATION

(+)MACH = .98

DATA SET	SYMBOL	CONFIGURATION DESCRIPTION	SPOBRK	BOFLAP	ELEVON	RUDDER
[illegible]	[illegible]	[illegible]	.000	.000	.000	.000
[illegible]	[illegible]	[illegible]	20.000	.000	.000	.000
[illegible]	[illegible]	[illegible]	20.000	-11.700	.000	.000
[illegible]	[illegible]	[illegible]	20.000	16.300	.000	.000

REFERENCE INFORMATION		
SREF	2690.0000	SQ.FT.
LREF	474.8100	IN.
BREF	936.6800	INCHES
XMRP	1076.7000	INCHES
YMRP	.0000	INCHES
ZMRP	375.0000	INCHES
SCALE	.0150	SCALE

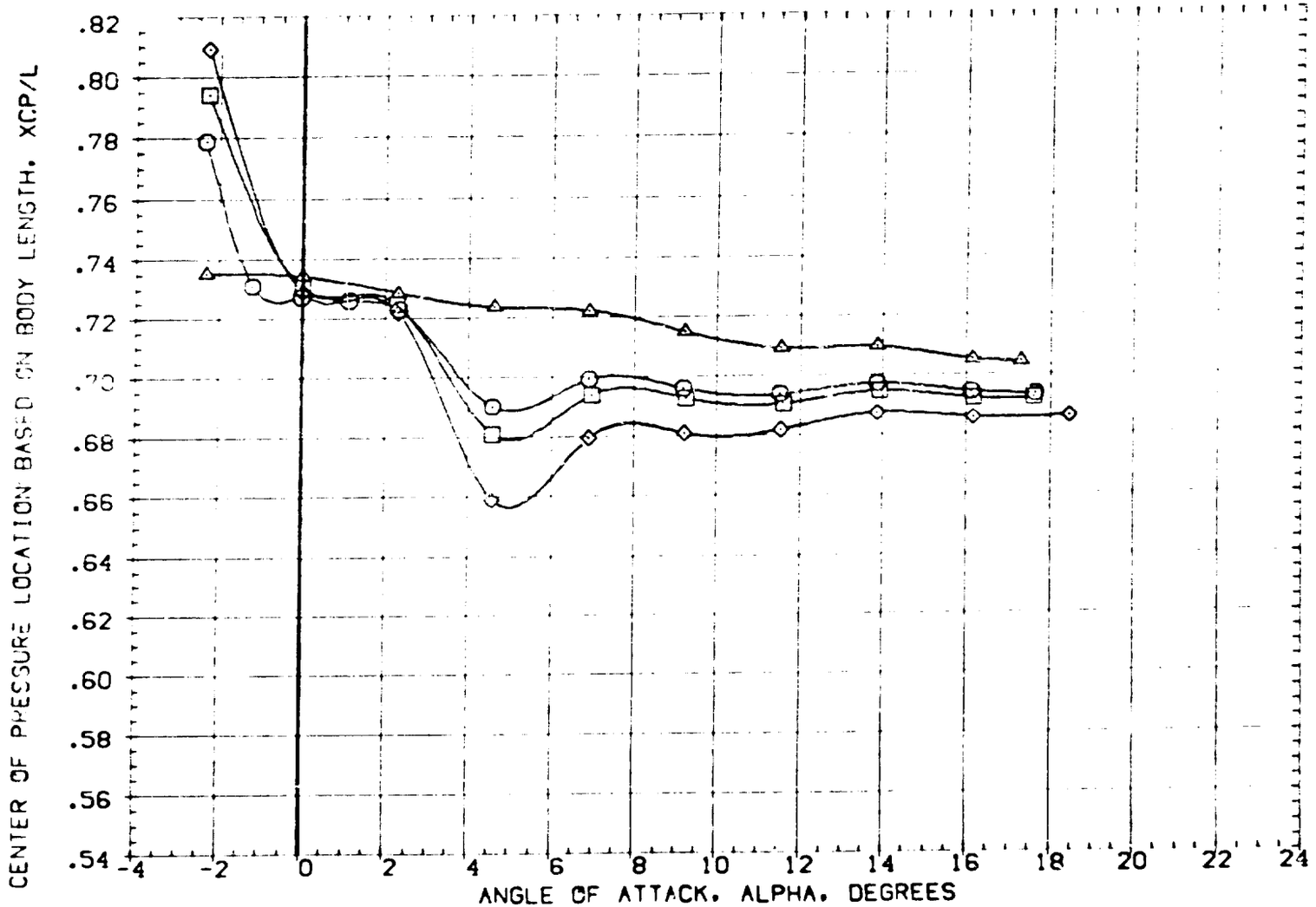

VARIATION OF CENTER OF PRESSURE LOCATION

[illegible]MACH = 1.20

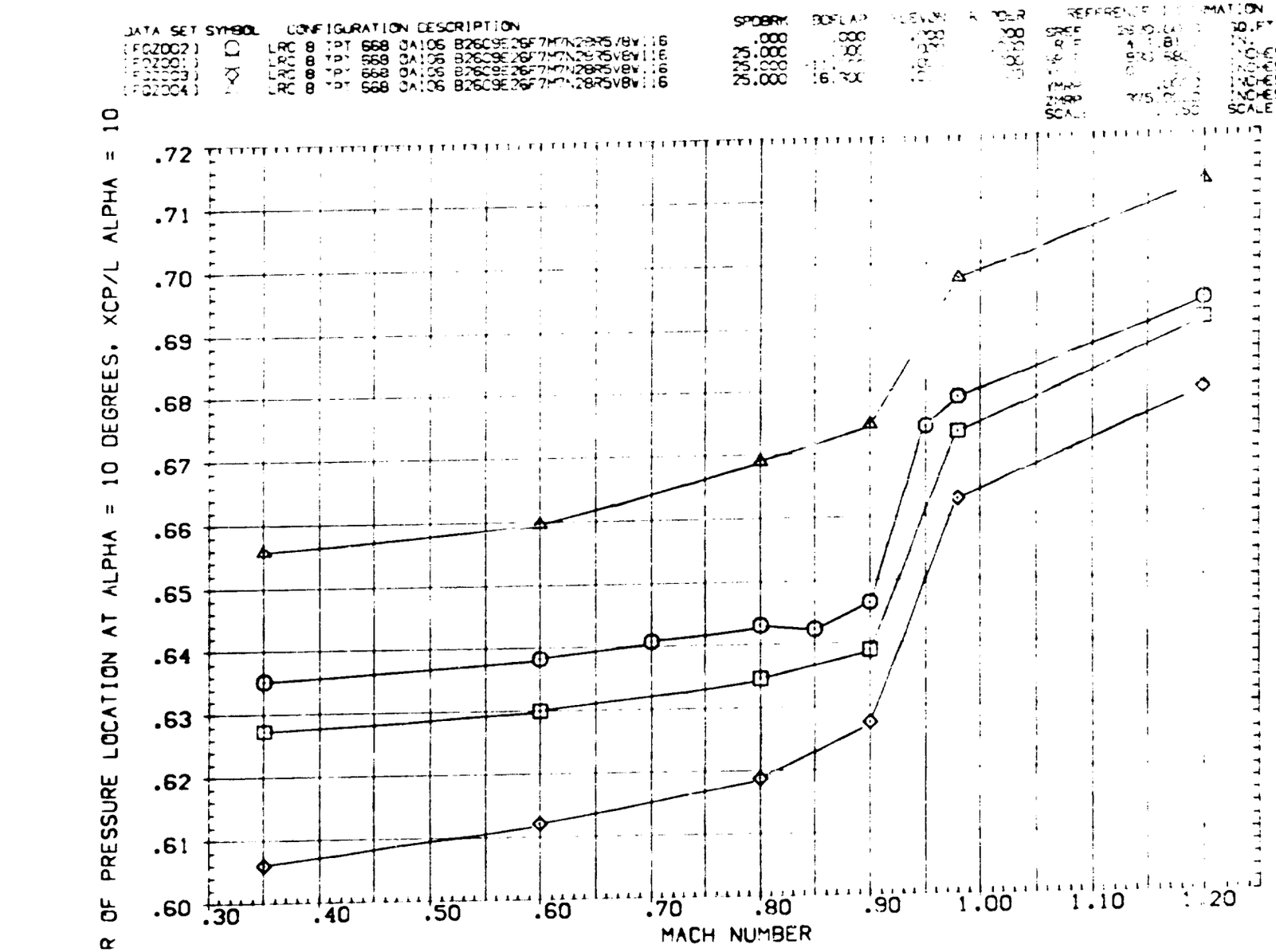

DESIGN CHARACTERISTICS OF CONFIGURATION 01

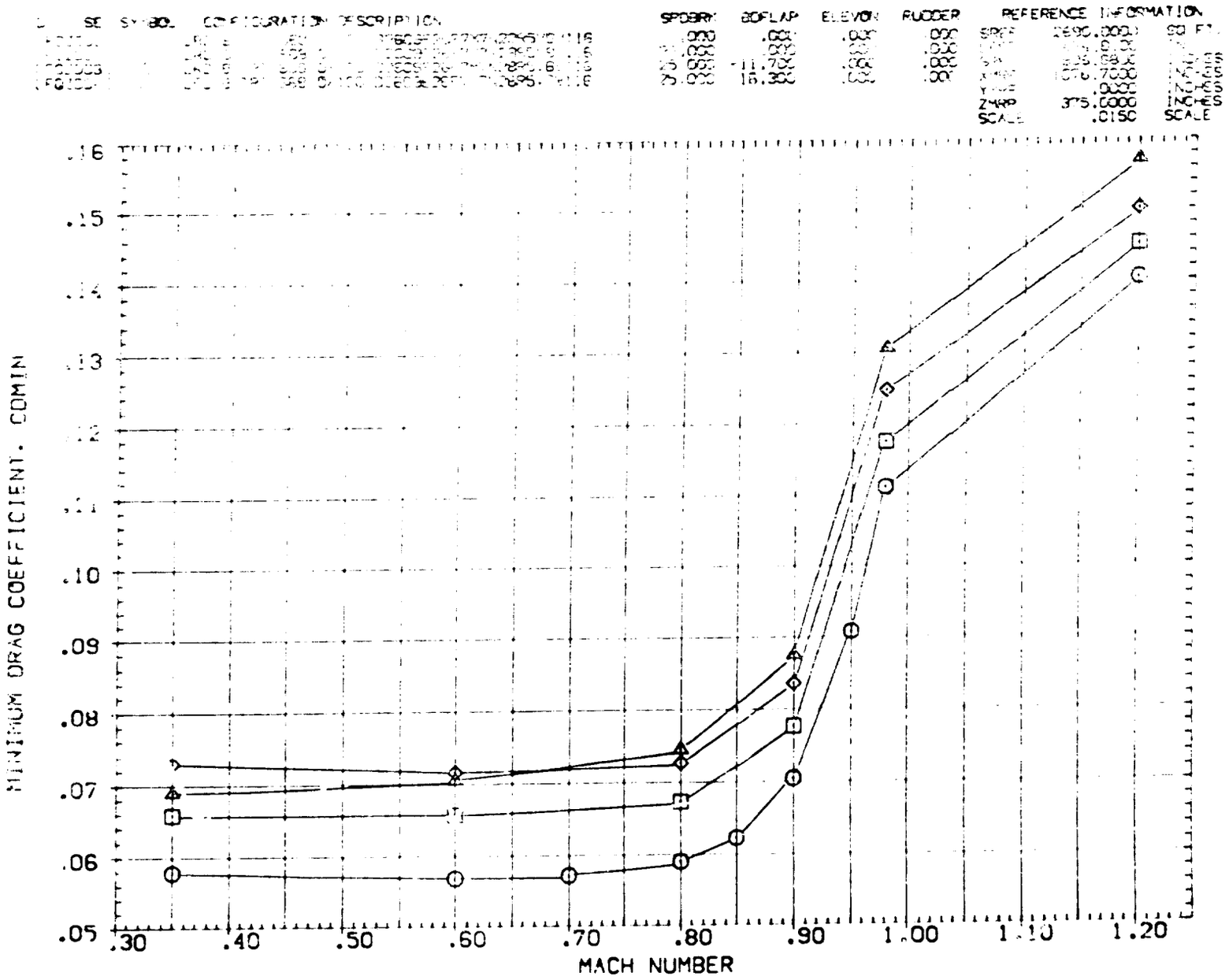

DESIGN CHARACTERISTICS OF CONFIGURATION 01

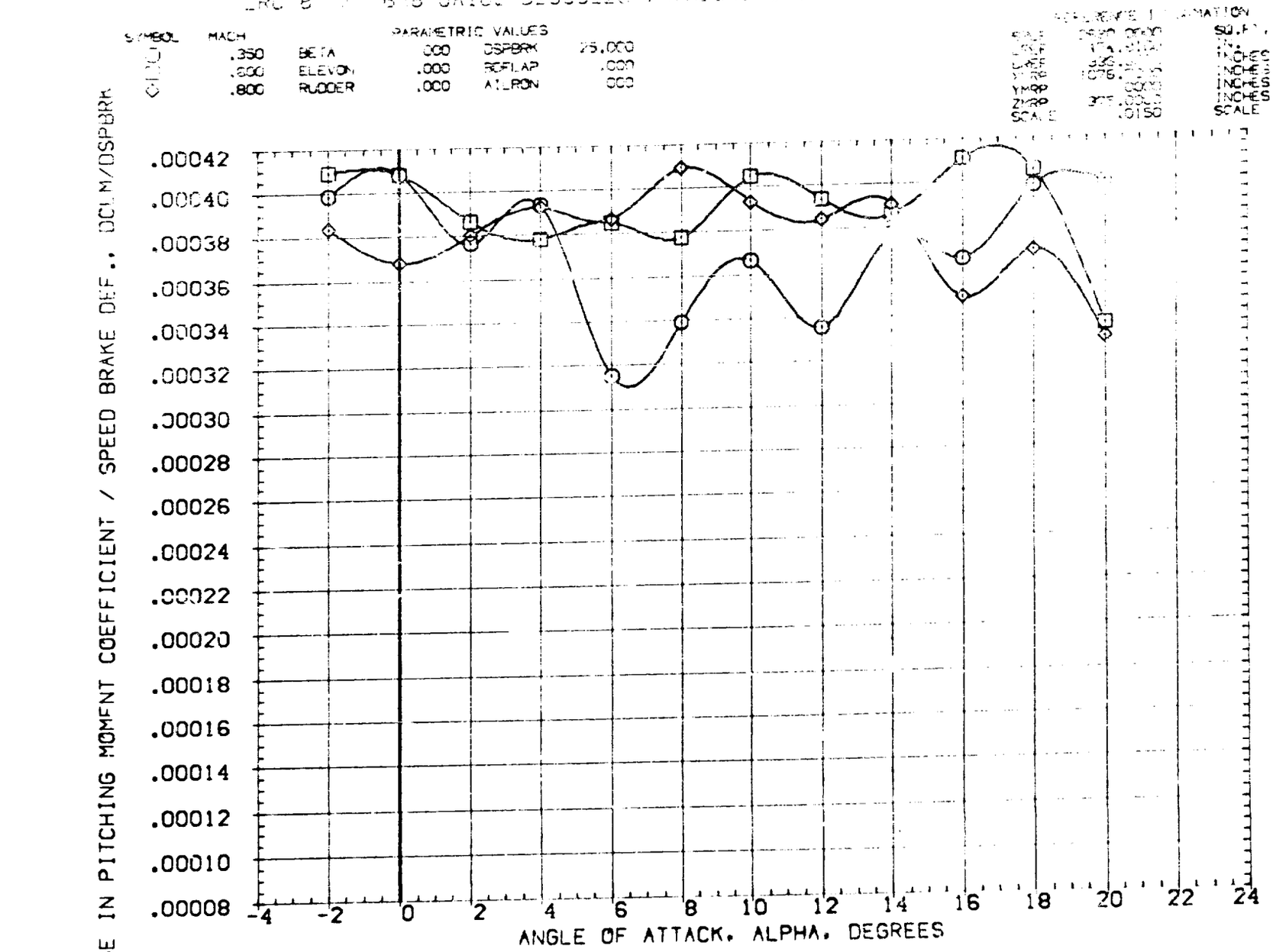

SPEED BRAKE EFFECTIVENESS

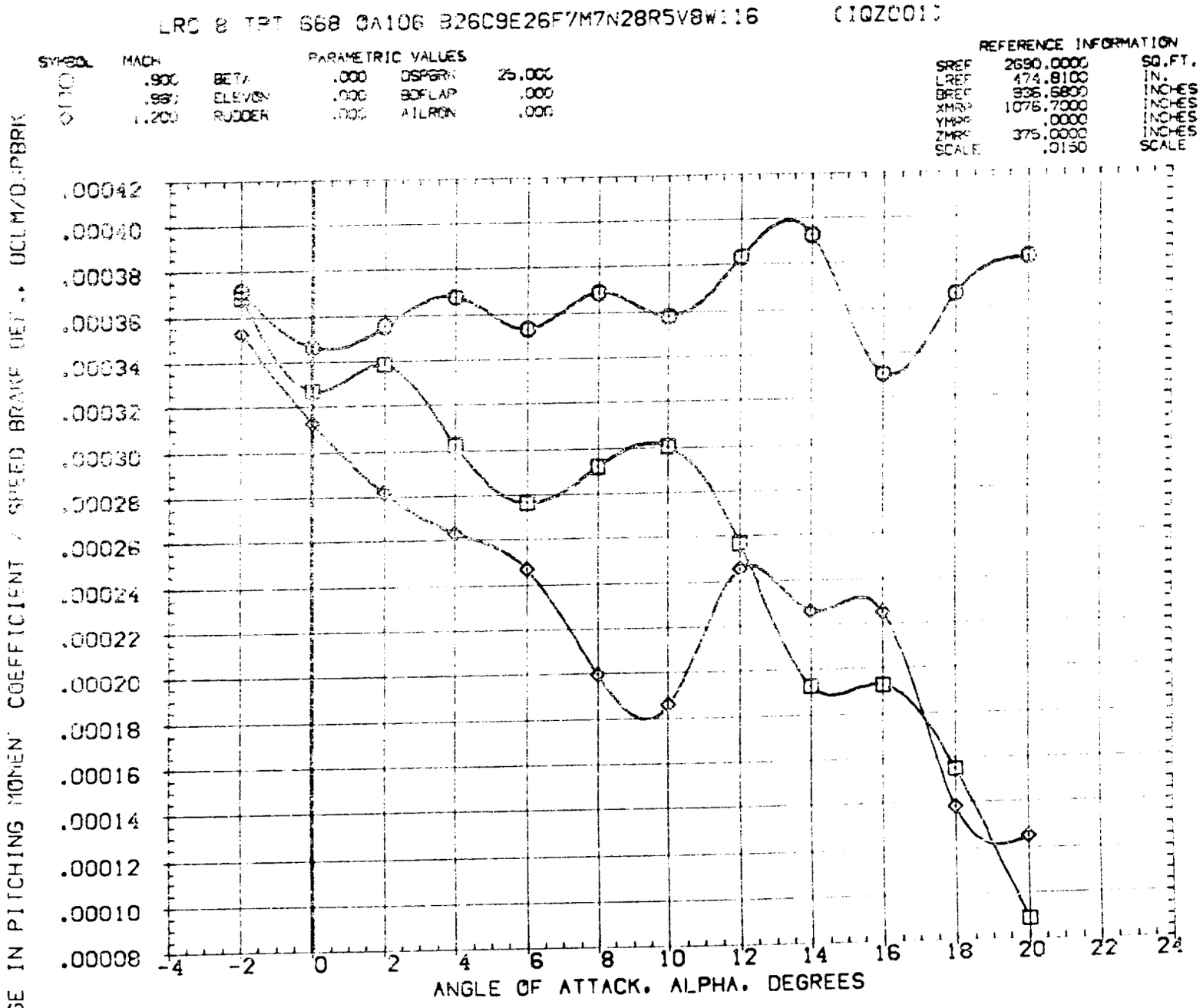

SPEED BRAKE EFFECTIVENESS

APPENDIX

TABULATED SOURCE DATA

Tabulations of plotted data are available on request from Data Management Services.

REPRODUCIBILITY OF THE ORIGINAL PAGE IS POOR,

LRC 8 TPT 668 OA106 B26C9E26F7M7N28R5V8W416 (RQZ001) (06 NOV 74)

REFERENCE DATA

SREF = 2690.0000 SQ.FT. XMRP = 1076.7000 INCHES
LREF = 474.8100 IN. YMRP = .0000 INCHES
BREF = 936.6800 INCHES ZMRP = 375.0000 INCHES
SCALE = .0150 SCALE

PARAMETRIC DATA

BETA = .000 SPOERK = 25.000
BOFLAP = .000 ELEVON = .000
RUDDER = .000 AILRON = .000

RUN NO. 21/ 0 RN/L = 2.06 GRADIENT INTERVAL = -5.00/ 5.00

MACH	ALPHA	CN	CA	CLM	CBL	CYN	CY	CL	CD	L/D
.350	-2.026	-.13115	.06496	.02530	.00075	.00000	.00210	-.12877	.06956	-1.85128
.350	.008	-.04570	.06655	.02663	.00080	.00003	.00072	-.04571	.06654	-.68687
.351	2.011	.03855	.06472	.02679	.00146	-.00034	-.00039	.03625	.06603	.54900
.350	4.118	.13164	.05898	.02753	.00142	-.00030	-.00252	.12706	.06828	1.86096
.350	6.147	.22848	.04953	.02560	.00154	-.00030	-.00013	.22186	.07370	3.01015
.350	8.165	.32245	.03679	.02601	.00157	-.00019	.00153	.31396	.08221	3.81879
.351	10.285	.42091	.02317	.02554	.00172	-.00022	.00278	.41001	.09795	4.18579
.350	12.298	.52612	.00919	.02405	.00197	.00021	.00108	.51209	.12104	4.23090
.351	14.323	.63865	-.00397	.01758	.00154	.00073	-.00056	.61978	.15414	4.02080
.350	16.461	.78994	-.00057	-.00076	.00185	.00027	.00252	.75773	.22329	3.39347
.350	18.548	.90867	.00392	-.00305	.00229	.00048	-.00036	.86026	.29266	2.93944
.350	20.556	1.03456	.00497	-.01802	.00175	.00074	-.00089	.96695	.36791	2.62819
.350	21.371	1.08544	.00434	-.02090	.00155	.00050	-.00123	1.00923	.39958	2.52572
	GRADIENT	.04271	-.00097	.00034	.00013	-.00006	-.00073	.04157	-.00021	.60553

RUN NO. 20/ 0 RN/L = 3.17 GRADIENT INTERVAL = -5.00/ 5.00

MACH	ALPHA	CN	CA	CLM	CBL	CYN	CY	CL	CD	L/D
.601	-2.143	-.13128	.06493	.02832	.00073	.00022	.00045	-.14874	.07054	-2.10859
.600	-.026	-.05224	.06660	.02989	.00112	.00002	.00039	-.05221	.06662	-.78367
.600	2.105	.04240	.06444	.03003	.00138	-.00017	-.00178	.04001	.06595	.60660
.600	4.253	.14356	.05820	.02959	.00152	-.00009	-.00255	.13885	.06869	2.02149
.599	6.388	.25011	.04735	.02913	.00172	-.00009	-.00015	.24329	.07489	3.24968
.600	8.476	.35143	.03492	.02737	.00201	.00003	.00043	.34245	.08634	3.96645
.600	10.681	.47803	.02234	.02264	.00140	.00072	.00059	.46561	.11055	4.21168
.600	12.790	.59691	.02679	.01027	.00259	.00050	.00104	.57617	.15827	3.64044
.599	14.898	.71343	.02831	.00293	.00153	.00004	.00377	.68217	.21078	3.23641
.601	17.123	.85052	.03178	-.01008	.00094	.00023	.00339	.80347	.28078	2.86153
.599	19.291	.96871	.03181	-.01552	.00111	.00014	.00231	.90382	.35005	2.58199
.600	21.383	1.09526	.02714	-.01576	.00407	-.00043	.00273	1.00997	.42460	2.37865
.599	22.228	1.13723	.02579	-.01217	.00321	-.00123	.00745	1.04296	.45407	2.29691
	GRADIENT	.04593	-.00105	.00019	.00012	-.00005	-.00052	.04490	-.00029	.64642

LRC 8 TPT 668 OA106 B26C9E26F7M7N28R5V8W116 (RQZ001) (06 NOV 74)

REFERENCE DATA

SREF = 2690.0000 SQ.FT. XMRP = 1076.7000 INCHES
LREF = 474.8100 IN. YMRP = .0000 INCHES
BREF = 936.6800 INCHES ZMRP = 375.0000 INCHES
SCALE = .0150 SCALE

PARAMETRIC DATA

BETA = .000 SPOBRK = 25.0000
BOFLAP = .000 ELEVON = .000
RUDDER = .000 AILRON = .000

RUN NO. 19/ 0 RNVL = 3.77 GRADIENT INTERVAL = -5.00/ 5.00

MACH	ALPHA	CN	CA	CLM	CBL	CYN	CY	CL	CD	L/D
.801	-2.226	-.17061	.06687	.03660	.00096	.00014	.00164	-.15855	.07345	-2.28870
.801	-.025	-.06478	.06831	.03704	.00123	-.00003	.00044	-.06475	.06834	-.94743
.800	2.150	.04241	.06607	.03734	.00150	-.00011	-.00208	.03989	.06762	.58996
.800	4.381	.15511	.05992	.03647	.00182	-.00022	-.00135	.15058	.07160	2.09615
.800	6.585	.27749	.05233	.03196	.00184	-.00057	-.00041	.26966	.08391	3.21747
.800	8.813	.39565	.05276	.02234	.00279	-.00005	-.00052	.38200	.11275	3.39595
.800	11.005	.50463	.05611	.01383	.00232	-.00037	.00213	.49464	.15141	3.26076
.801	13.188	.61602	.06017	.00321	.00143	-.00048	.00202	.59605	.19913	2.94300
.800	15.420	.74429	.06348	-.00880	.00128	-.00062	.00276	.73062	.25910	2.70400
.800	17.595	.85056	.06598	-.01304	.00011	-.00033	.00174	.79002	.32001	2.47127
.800	19.768	.96367	.06601	-.01326	.00007	-.00073	.00166	.88455	.38905	2.27945
.800	22.028	1.06419	.06566	-.00071	-.00063	-.00093	.00401	.96198	.46000	2.09104
.8 0	22.864	1.07447	.06522	.01592	-.00146	-.00143	.00613	.96470	.47757	2.02000
	GRADIENT	.04928	-.00105	-.00001	.00013	-.00005	-.00052	.04911	-.00029	.66726

RUN NO. 18/ 0 RNVL = 3.97 GRADIENT INTERVAL = -5.00/ 5.00

MACH	ALPHA	CN	CA	CLM	CBL	CYN	CY	CL	CD	L/D
.900	-2.321	-.19901	.07790	.05462	.00117	.00023	.00037	-.19569	.08590	-2.27915
.900	-.044	-.07545	.07920	.04951	.00158	.00014	-.00129	-.07539	.07926	-.95111
.899	2.223	.04693	.07648	.04606	.00175	-.00011	-.00216	.04392	.07824	.55142
.900	4.447	.16341	.07656	.04215	.00118	-.00032	.00014	.15699	.08900	1.76398
.900	6.758	.28813	.07644	.03258	.00095	-.00038	.00101	.27714	.10981	2.52375
.900	8.904	.39980	.07699	.01954	.00228	-.00056	.00152	.38306	.13795	2.77685
.899	11.149	.51858	.07829	.00332	.00167	-.00040	.00331	.49366	.17709	2.78766
.900	13.370	.64769	.08004	-.01695	.00079	-.00047	.00403	.61163	.22764	2.68687
.900	15.644	.78906	.08252	-.03359	.00070	-.00047	.00402	.73758	.29224	2.52393
.900	17.921	.91093	.08430	-.04117	.00032	-.00061	.00517	.84079	.36051	2.33221
.900	20.133	1.01414	.08726	-.03582	.00061	-.00108	.00657	.92214	.43100	2.13955
.900	22.360	1.08176	.09198	-.00919	-.00086	-.00046	.00835	.96543	.49660	1.94409
.899	23.198	1.08621	.09266	.00951	-.00218	-.00046	.00991	.95637	.51060	1.87275
	GRADIENT	.05360	-.00030	-.00181	.00001	-.00008	-.00057	.05216	.00036	.60435

LRC 8 TPT 668 OA106 B26C9E26F7M7N28R5V8W416 (RQZ001) (06 NOV 74)

REFERENCE DATA

SREF = 2690.0000 SQ.FT. XMRP = 1076.7000 INCHES
LREF = 474.8100 IN. YMRP = .0000 INCHES
BREF = 936.6800 INCHES ZMRP = 375.0000 INCHES
SCALE = .0150 SCALE

PARAMETRIC DATA

BETA = .000 SPOBRK = 25.000
BOFLAP = .000 ELEVON = .000
RUDDER = .000 AILRON = .000

RUN NO. 17/ 0 RN/L = 4.08 GRADIENT INTERVAL = -5.00/ 5.00

MACH	ALPHA	CN	CA	CLM	CBL	CYN	CY	CL	CD	L/D
.981	-2.307	-.19628	.12129	.06862	.00121	.00136	-.00283	-.19124	.12909	-1.48138
.981	-.014	-.05603	.11902	.05128	.00147	.00118	-.00412	-.05600	.11904	-.47047
.980	2.303	.09055	.11640	.02875	.00156	.00074	-.00479	.08580	.11995	.71527
.980	4.517	.23063	.11459	.00707	.00096	.00032	-.00222	.22089	.13239	1.66841
.980	6.863	.37679	.11273	-.01511	.00125	.00050	-.00125	.36062	.15694	2.29775
.980	9.101	.50442	.11223	-.03035	.00156	.00047	-.00033	.49032	.19080	2.57010
.980	11.428	.63878	.11423	-.04843	.00114	.00043	.00206	.60348	.23853	2.53005
.980	13.727	.78088	.11806	-.06949	.00123	.00014	.00247	.73055	.29999	2.43524
.980	15.961	.91588	.12047	-.08498	.00147	.00053	.00241	.84745	.36768	2.30486
.981	18.245	1.04687	.12309	-.10066	.00099	.00096	.00144	.95570	.44466	2.14929
.980	19.501	1.12044	.12228	-.10835	.00122	.00086	.00247	1.01515	.48996	2.07232
	GRADIENT	.06263	-.00100	-.00909	.00003	-.00016	.00005	.06047	.00046	.46679

RUN NO. 16/ 0 RN/L = 4.22 GRADIENT INTERVAL = -5.00/ 5.00

MACH	ALPHA	CN	CA	CLM	CBL	CYN	CY	CL	CD	L/D
1.200	-2.286	-.16814	.14370	.06598	.00118	.00110	-.00077	-.16227	.15029	-1.07972
1.200	.010	-.02588	.14520	.03438	.00125	.00092	-.00348	-.02591	.14520	-.17843
1.200	2.275	.19328	.14599	.00592	.00146	.00055	-.00297	.18242	.14986	.66339
1.200	4.581	.24290	.14537	-.02049	.00124	.00031	-.00163	.23052	.16431	1.40295
1.200	6.967	.38697	.14265	-.04612	.00133	.00038	-.00028	.36681	.18853	1.94565
1.200	9.249	.51122	.13721	-.05921	.00106	.00042	.00076	.48252	.21759	2.21755
1.200	11.621	.64190	.13308	-.07087	.00079	.00074	.00170	.60183	.25964	2.31798
1.200	13.937	.79343	.13425	-.09639	.00007	.00073	.00292	.73773	.32140	2.29535
1.200	16.193	.90550	.13615	-.10365	.00063	.00092	.00247	.83161	.38327	2.16977
1.200	17.615	.98219	.13540	-.11204	.00032	.00061	.00348	.89516	.42629	2.09994
	GRADIENT	.05980	.00024	-.01259	.00002	-.00012	-.00009	.05715	.00205	.36341

REPRODUCIBILITY OF THE ORIGINAL PAGE IS POOR,

LRC 8 TPT 668 OA106 B26C9E26F7M7N28R5V8W116 (R:ZD02) (06 NOV 74)

REFERENCE DATA

SREF = 2690.0000 SQ.FT. XMRP = 1076.7000 INCHES
LREF = 474.8100 IN. YMRP = .0000 INCHES
BREF = 936.6800 INCHES ZMRP = 375.0000 INCHES
SCALE = .0150 SCALE

PARAMETRIC DATA

BETA = .000 SPOSRK = .000
BDFLAP = .000 ELEVON = .000
RUDDER = .000 AILRON = .000

RUN NO. 30/ 0 RN/L = 2.08 GRADIENT INTERVAL = -5.00/ 5.00

MACH	ALPHA	CN	CA	CLM	CBL	CYN	CY	CL	CD	L/D
.350	-2.064	-.13744	.05675	.01530	.00055	.00011	-.00093	-.13531	.06166	-2.19454
.350	-1.050	-.09177	.05813	.01611	.00041	.00032	-.00120	-.09069	.05981	-1.51635
.350	-.028	-.04900	.05819	.01641	.00076	.00005	-.00234	-.04897	.05921	-.82734
.350	.983	-.00757	.05798	.01688	.00079	-.00005	-.00220	-.00857	.05784	-.14809
.351	2.027	.04022	.05675	.01739	.00086	-.00007	-.00147	.03819	.05814	.65696
.350	4.064	.13100	.05129	.01775	.00112	-.00021	-.00214	.12754	.06044	2.10176
.351	6.135	.23115	.04181	.01783	.00127	-.00019	-.00087	.22536	.06628	3.40024
.351	8.171	.32209	.02979	.01745	.00136	-.00020	.00226	.31459	.07527	4.17928
.350	10.230	.41843	.01626	.01644	.00137	-.00010	.00204	.40989	.09031	4.52774
.350	12.263	.52395	.00246	.01571	.00152	.00002	.00295	.51148	.11369	4.49876
.350	14.351	.64561	-.01125	.00791	.00121	.00077	.00620	.62925	.14912	4.21902
.350	16.394	.78312	-.00670	-.00939	.00168	.00018	.00248	.75317	.21459	3.50973
.350	18.449	.90256	-.05395	-.01893	.00092	.00025	.00156	.85743	.29187	3.04189
.349	20.501	1.03582	-.00263	-.02713	.00139	.00074	-.00280	.97503	.36016	2.69859
	GRADIENT	.04360	-.00098	.00039	.00010	-.00007	-.00016	.04261	-.00019	.70331

RUN NO. 29/ 0 RN/L = 3.17 GRADIENT INTERVAL = -5.00/ 5.00

MACH	ALPHA	CN	CA	CLM	CBL	CYN	CY	CL	CD	L/D
.599	-2.175	-.14403	.05549	.01804	.00043	.00052	.00125	-.14182	.06092	-2.32819
.599	-1.091	-.09463	.05706	.01900	.00077	.00041	-.00038	-.09352	.05985	-1.53913
.599	-.034	-.05058	.05736	.01967	.00076	.00025	-.00109	-.05054	.05739	-.88067
.599	1.006	-.00389	.05695	.02038	.00094	.00026	-.00224	-.00489	.05688	-.08601
.600	2.081	.04727	.05540	.02038	.00113	.00014	-.00144	.04523	.05709	.79234
.599	4.205	.14569	.04974	.02016	.00122	.00005	-.00284	.14165	.06029	2.34948
.598	6.339	.25166	.03929	.01957	.00151	.00009	-.00120	.24578	.06684	3.67737
.598	8.471	.35743	.02665	.01799	.00148	.00009	.00077	.34961	.07901	4.42468
.599	10.609	.47765	.01403	.01275	.00126	.00080	.00573	.46690	.10173	4.58958
.599	12.763	.60197	.01922	.00092	.00244	.00051	.00179	.59285	.15173	3.94131
.599	14.902	.71872	.02103	-.00709	.00133	.00008	.00316	.68913	.20515	3.35912
.598	17.054	.85050	.02403	-.02000	.00053	.00010	.00429	.83606	.27239	2.99917
.601	19.217	.96000	.02495	-.02494	.00047	.00005	.00332	.93603	.34241	2.64939
.599	21.354	1.08931	.02075	-.02416	.00176	-.00060	.00604	1.05628	.41597	2.42077
	GRADIENT	.04534	-.00091	.00033	.00012	-.00007	-.00057	.04435	-.00011	.73899

LRC 8 TPT 668 OA106 B26C9E26F7H7N28R5V8W16 (RQZ002) (06 NOV 74)

REFERENCE DATA

SREF = 2600.0000 SQ.FT. XMRP = 1076.7000 INCHES
LREF = 474.8100 IN. YMRP = .0000 INCHES
BREF = 936.6800 INCHES ZMRP = 375.0000 INCHES
SCALE = .0150 SCALE

PARAMETRIC DATA

BETA = .000 SPOBRK = .000
BDFLAP = .000 ELEVON = .000
RUDDER = .000 AILRON = .000

RUN NO. 28/ 0 RN/L = 3.51 GRADIENT INTERVAL = -5.00/ 5.00

MACH	ALPHA	CN	CA	CLM	CBL	CYN	CY	CL	CD	L/D
.699	-2.227	-.15363	.05806	.02103	.00043	.00053	.00061	-.15134	.06199	-2.44126
.700	-1.134	-.10138	.05749	.02166	.00073	.00044	-.00091	-.10023	.05949	-1.68480
.700	-.056	-.05334	.05781	.02237	.00095	.00034	-.00063	-.05329	.05787	-.92087
.700	1.010	-.00582	.05728	.02294	.00102	.00026	-.00202	-.00603	.05716	-.11947
.699	2.091	.04497	.05582	.02288	.00107	.00013	-.00294	.04291	.05742	.74726
.700	4.284	.15471	.04945	.02215	.00144	.00003	-.00126	.15059	.06087	2.47409
.699	6.448	.25859	.03950	.02133	.00152	.00011	-.00063	.25252	.06829	3.69756
.700	8.629	.38134	.02728	.01688	.00135	.00046	-.00017	.37293	.08418	4.43023
.699	10.801	.49945	.02890	.00701	.00299	.00080	.00049	.48519	.12199	3.97741
.699	12.968	.61173	.03344	-.00152	.00133	.00007	.00261	.59862	.16986	3.46529
.699	15.133	.73025	.03704	-.01008	.00120	.00007	.00200	.69526	.22640	3.07090
.700	17.346	.85738	.03991	-.01823	-.00044	-.00024	.00419	.80649	.29372	2.74582
.700	19.527	.97830	.03870	-.01965	.00124	-.00068	.00194	.90910	.36347	2.50118
.699	21.680	1.07772	.03674	-.01457	-.00007	-.00079	.00309	.99791	.43228	2.28537
	GRADIENT	.04701	-.00101	.00019	.00014	-.00008	-.00033	.04603	-.00019	.75727

RUN NO. 27/ 0 RN/L = 3.78 GRADIENT INTERVAL = -5.00/ 5.00

MACH	ALPHA	CN	CA	CLM	CBL	CYN	CY	CL	CD	L/D
.800	-2.268	-.16362	.05955	.02693	.00082	.00044	.00208	-.16118	.06498	-2.48025
.800	-1.173	-.11343	.05973	.02707	.00073	.00045	.00014	-.11218	.06204	-1.80819
.799	-.085	-.06233	.05989	.02758	.00083	.00042	-.00214	-.06224	.05998	-1.03776
.800	1.015	-.00942	.05915	.02777	.00102	.00025	-.00199	-.01047	.05897	-.17752
.800	2.128	.04506	.05760	.02783	.00108	.00020	-.00193	.04289	.05923	.72406
.800	4.344	.15975	.05144	.02689	.00137	.00017	-.00210	.15539	.06340	2.45114
.800	6.568	.28246	.04397	.02231	.00145	.00007	-.00095	.27558	.07599	3.62648
.800	8.776	.40151	.04508	.01217	.00270	.00049	-.00107	.38993	.10581	3.68520
.800	10.960	.50528	.04862	.00457	.00183	-.00008	.00168	.48682	.14380	3.38543
.800	13.151	.62103	.05258	-.00647	.00101	-.00030	.00185	.59278	.19250	3.07946
.800	15.364	.74385	.05643	-.01758	.00083	-.00060	.00328	.70231	.25149	2.79258
.799	17.577	.85555	.05910	-.02182	-.00040	-.00030	.00238	.79776	.31471	2.53491
.800	19.806	.97133	.05898	-.02201	-.00042	-.00093	.00266	.89388	.38462	2.32407
.800	22.001	1.06934	.05890	-.00981	-.00121	-.00095	.00457	.96848	.45483	2.12931
	GRADIENT	.04886	-.00108	-.00000	.00009	-.00005	-.00057	.04783	-.00026	.75438

LRC 8 TPT 668 OA106 B26C9E26F7M7N28R5V8W16 (RQZ002) (26 NOV 74)

REFERENCE DATA

SREF = 2690.0000 SQ.FT. XMRP = 1076.7000 INCHES
LREF = 474.8100 IN. YMRP = .0000 INCHES
BREF = 936.6800 INCHES ZMRP = 375.0000 INCHES
SCALE = .0150 SCALE

PARAMETRIC DATA

BETA = .000 SPOBRK = .000
BDFLAP = .000 ELEVON = .000
RUDDER = .000 AILRON = .000

RUN NO. 26/ 0 RN/L = 3.89 GRADIENT INTERVAL = -5.00/ 5.00

MACH	ALPHA	CN	CA	CLM	CBL	CYN	CY	CL	CD	L/D
.851	-2.296	-.17778	.06212	.03315	.00076	.00044	.00108	-.17515	.06919	-2.53154
.850	-1.194	-.12263	.06308	.03277	.00092	.00035	-.00018	-.12128	.06562	-1.84821
.850	-.091	-.06703	.06318	.03304	.00110	.00032	-.00107	-.06693	.06329	-1.05763
.850	1.032	-.01139	.06240	.03326	.00117	.00025	-.00176	-.01251	.06218	-.20121
.851	2.134	.04409	.06104	.03242	.00126	.00018	-.00094	.04179	.06264	.66714
.850	4.397	.16770	.05624	.02807	.00170	.00006	-.00159	.16230	.06893	2.36317
.851	6.644	.29130	.05530	.01984	.00090	-.00019	.00019	.28294	.08863	3.13249
.851	8.815	.39725	.05705	.01217	.00238	.00015	.00005	.38382	.11726	3.27326
.850	11.022	.50184	.06045	.00364	.00117	-.00008	.00204	.48102	.15529	3.09790
.850	13.235	.62499	.06446	-.01190	.00042	-.00008	.00289	.59363	.20594	2.88398
.851	15.487	.75364	.06656	-.02302	.00024	-.00046	.00414	.70850	.26537	2.66992
.850	17.716	.86656	.06877	-.02758	-.00022	.00007	.00177	.80454	.32920	2.44399
.850	19.930	.98168	.06986	-.02660	-.00014	-.00047	.00356	.89987	.40030	2.24896
.850	22.127	1.06105	.07202	-.00769	-.00119	-.00053	.00554	.95573	.46636	2.04943
	GRADIENT	.05140	-.00090	-.00066	.00013	-.00006	-.00035	.05029	-.00057	.73939

RUN NO. 25/ 0 RN/L = 3.97 GRADIENT INTERVAL = -5.00/ 5.00

MACH	ALPHA	CN	CA	CLM	CBL	CYN	CY	CL	CD	L/D
.900	-2.333	-.19253	.07070	.04587	.00126	-.00006	.00253	-.18949	.07848	-2.41464
.900	-1.208	-.13124	.07157	.04196	.00151	.00001	.00028	-.12970	.07433	-1.74505
.900	-.077	-.07413	.07184	.04076	.00141	-.00011	-.00010	-.07404	.07194	-1.02918
.900	1.044	-.01321	.07058	.04049	.00158	-.00016	-.00123	-.01450	.07032	-.20614
.900	2.166	.05126	.06964	.03688	.00159	-.00016	-.00040	.04859	.07153	.67930
.900	4.422	.16880	.06897	.03329	.00103	-.00025	.00014	.16298	.08178	1.99275
.899	6.663	.28831	.06891	.02440	.00066	-.00020	.00068	.27837	.10190	2.73199
.900	8.889	.40521	.06995	.01046	.00183	-.00029	.00113	.39953	.13172	2.95715
.899	11.110	.52216	.07218	-.00541	.00113	-.00011	.00213	.49946	.17145	2.90740
.899	13.337	.65067	.07441	-.02631	.00004	-.00021	.00394	.61595	.22250	2.76832
.899	15.634	.79225	.07626	-.04147	.00035	-.00029	.00424	.74239	.28694	2.58722
.899	17.875	.91630	.07890	-.04962	.00027	-.00045	.00554	.84715	.35634	2.37933
.899	20.116	1.02356	.08229	-.04462	.00033	-.00075	.00664	.93282	.42929	2.17297
.899	22.301	1.08627	.08741	-.01734	-.00108	-.00116	.01040	.97184	.49300	1.97093
	GRADIENT	.05362	-.00036	-.00174	-.00003	-.00003	-.00023	.05232	.00039	.66633

LRC 8 TPT 668 OA106 826C9E26F7M7N28R5V8W816 (RQZ002) (06 NOV 74)

REFERENCE DATA

SREF = 2690.0000 SQ.FT. XMRP = 1076.7000 INCHES
LREF = 474.8100 IN. YMRP = .0000 INCHES
BREF = 936.6800 INCHES ZMRP = 375.0000 INCHES
SCALE = .0150 SCALE

PARAMETRIC DATA

BETA = .000 SPDBRK = .000
BDFLAP = .000 ELEVON = .000
RUDDER = .000 AILRON = .000

RUN NO. 24/ 0 RNVL = 4.05 GRADIENT INTERVAL = -5.00/ 5.00

MACH	ALPHA	CN	CA	CLM	CBL	CYN	CY	CL	CD	L/D
.950	-2.368	-.19042	.09301	.05049	.00176	.00073	-.00182	-.18641	.10080	-1.84931
.951	-1.231	-.12252	.09366	.04226	.00168	.00030	-.00212	-.12048	.09627	-1.25150
.951	-.066	-.05216	.09239	.03443	.00185	.00049	-.00399	-.05205	.09245	-.56308
.951	1.090	.02006	.09115	.02522	.00187	.00021	-.00329	.01932	.09151	.20017
.951	2.251	.09583	.09015	.01429	.00181	-.00002	-.00367	.09222	.09384	.98268
.950	4.499	.22805	.08763	-.00188	.00103	-.00046	-.00084	.22047	.10525	2.09491
.950	6.788	.36474	.08435	-.01837	.00140	-.00002	-.00058	.35221	.12687	2.77622
.950	9.032	.49665	.08136	-.02989	.00124	.00030	.00080	.46774	.15734	2.97289
.950	11.337	.61341	.08349	-.04650	.00182	-.00031	-.00057	.58503	.20244	2.88988
.950	13.539	.74247	.08753	-.06231	.00193	-.00210	.00064	.70144	.25952	2.71326
.950	15.854	.88309	.09046	-.07984	.00267	-.00192	-.00281	.82473	.32846	2.51090
.951	18.114	1.01469	.09514	-.09517	.00204	-.00235	-.00248	.93491	.40589	2.30310
.950	20.363	1.12238	.09466	-.08775	.00197	.00030	.00391	1.01929	.47930	2.12661
.950	21.466	1.15949	.09471	-.07862	.00128	-.00673	.00770	1.04441	.51245	2.03805
	GRADIENT	.06131	-.00026	-.00775	-.00008	-.00017	.00009	.05964	.00057	.58959

RUN NO. 23/ 0 RNVL = 4.09 GRADIENT INTERVAL = -5.00/ 5.00

MACH	ALPHA	CN	CA	CLM	CBL	CYN	CY	CL	CD	L/D
.940	-2.328	-.19385	.11367	.05995	.00108	.00153	-.00357	-.18907	.12143	-1.55673
.940	-1.197	-.12118	.11349	.05087	.00128	.00140	-.00426	-.11878	.11600	-1.02395
.940	-.054	-.05354	.11195	.04343	.00144	.00116	-.00464	-.05343	.11200	-.47710
.940	1.095	.01917	.11059	.03283	.00162	.00099	-.00493	.01706	.11094	.15376
.940	2.265	.09415	.11005	.02065	.00154	.00071	-.00424	.08972	.11368	.78923
.940	4.564	.23618	.10831	-.00060	.00075	.00030	-.00271	.22681	.12676	1.78923
.940	6.832	.37804	.10591	-.02188	.00110	.00041	-.00136	.36276	.15013	2.41622
.941	9.111	.50710	.10555	-.03851	.00132	.00040	.00023	.48399	.18452	2.62299
.941	11.350	.63655	.10838	-.05525	.00100	.00052	.00164	.60277	.23153	2.60342
.941	13.645	.77525	.11405	-.07427	.00093	.00012	.00403	.72647	.29371	2.47338
.940	15.946	.91375	.11627	-.08970	.00135	.00045	.00190	.84665	.36284	2.33342
.940	19.597	1.12566	.12089	-.11164	.00128	.00020	.00351	1.01990	.49145	2.07530
	GRADIENT	.06237	-.00093	-.00884	-.00003	-.00018	.00013	.06033	.00072	.49350

LRC 8 TPT 668 OA106 B26C9E26F7H7N28R3VRW16 (RQZ002) (06 NOV 74)

REFERENCE DATA

SREF =	2690.0000 SQ.FT.	XMRP =	1076.7000 INCHES
LREF =	474.8100 IN.	YMRP =	.0000 INCHES
BREF =	936.6800 INCHES	ZMRP =	375.0000 INCHES
SCALE =	.0150 SCALE		

PARAMETRIC DATA

BETA =	.000	SPOPRK =	.000
DOFLAP =	.000	ELEVON =	.000
RUDDER =	.000	AILRON =	.000

RUN NO. 22/ 0 RNVL = 4.22 GRADIENT INTERVAL = -5.00/ 5.00

MACH	ALPHA	CN	CA	CLM	CBL	CYN	CY	CL	CD	L/D
1.200	-2.337	-.16499	.13909	.05772	.00124	.00124	-.00156	-.15919	.14570	-1.09257
1.200	-1.190	-.05683	.13958	.04226	.00115	.00113	-.00309	-.00371	.14156	-.66197
1.200	-.025	-.02541	.14041	.02701	.00132	.00094	-.00[illegible]	-.02535	.14042	-.18054
1.200	1.113	.04239	.14104	.01288	.00135	.00077	-.00341	.03964	.14184	.27948
1.200	2.319	.11333	.14101	-.00163	.00136	.00068	-.00329	.10773	.14549	.74043
1.200	4.574	.24560	.14057	-.02685	.00122	.00053	-.00211	.23361	.15971	1.46269
1.200	6.907	.38414	.13796	-.05139	.00122	.00062	-.00126	.36476	.18315	1.99156
1.200	9.181	.50796	.13230	-.06340	.00070	.00041	.00091	.48036	.21165	2.26954
1.200	11.508	.63707	.12815	-.07571	.00084	.00085	.00076	.59870	.25267	2.36947
1.200	13.862	.79154	.12947	-.10153	.00027	.00092	.00219	.73746	.31534	2.33864
1.200	16.126	.90491	.13189	-.10900	.00054	.00079	.00259	.83267	.37805	2.20257
1.200	17.640	.98391	.13226	-.11617	.00017	.00048	.00368	.89756	.42420	2.11590
	GRADIENT	.09947	.00024	-.01224	.00001	-.00011	-.00004	.05891	.00206	.37472

LRC 8 TPT 668 OA106 B26C9E26FTH7N20R9V8M16 (RQZ003) (06 NOV 74)

REFERENCE DATA

SREF = 2[illegible].0000 SQ.FT. XMRP = 1076.7000 INCHES
LREF = 474.6100 IN. YMRP = .0000 INCHES
BREF = 936.6800 INCHES ZMRP = 375.0000 INCHES
SCALE = .0150 SCALE

PARAMETRIC DATA

BETA = .000 SPOSRK = 25.000
BOFLAP = -11.700 ELEVON = .000
RUDDER = .000 AILRON = .000

RUN NO. 36/ 0 RNVL = 2.06 GRADIENT INTERVAL = -5.00/ 5.00

MACH	ALPHA	CN	CA	CLM	CDL	CYN	CY	CL	CD	L/D
.349	-2.047	-.16813	.07382	.04204	.00045	.00007	-.00089	-.16539	.07979	-2.07292
.350	-.003	-.08139	.07515	.04367	.00061	.00006	-.00304	-.08199	.07515	-1.09117
.350	2.041	.00501	.07502	.04462	.00119	-.00030	-.00451	.00240	.07513	.03196
.350	4.082	.10364	.06763	.04603	.00126	-.00042	-.00365	.10156	.07494	1.31693
.350	6.149	.19690	.05843	.04522	.00142	-.00032	-.00162	.19321	.07015	2.39954
.350	8.188	.28737	.04616	.04495	.00159	-.00025	-.00036	.27787	.06660	3.20350
.350	10.234	.37507	.03176	.04522	.00167	-.00010	-.00055	.35730	.06931	3.73942
.349	12.278	.45998	.01743	.04540	.00169	.00006	.00110	.43493	.06113	3.91223
.350	14.346	.54061	.00000	.04540	.00128	.00049	.00287	.51307	.05414	3.92656
.349	16.397	.61757	-.01555	.04512	.00093	.00059	.00432	.58654	.04965	3.87006
.349	18.447	.69048	-.03147	.04503	.00089	.00060	.00532	.65581	.04585	3.81574
.349	20.516	.75915	-.04827	.04497	.00109	.00057	.00587	.72083	.04375	3.69370
.349	21.387	1.04245	-.05611	.04564	.00132	.00026	.00531	.98617	.03610	3.40272
	GRADIENT	.04616	-.00201	.00164	.00015	-.00009	-.00014	.04299	-.00002	.55276

RUN NO. 35/ 0 RNVL = 3.18 GRADIENT INTERVAL = -5.00/ 5.00

MACH	ALPHA	CN	CA	CLM	CDL	CYN	CY	CL	CD	L/D
.599	-2.14	-.17927	.07164	.04614	.00068	.00044	-.00038	-.17546	.07827	-2.24175
.599	-.048	-.08510	.07525	.04790	.00004	.00019	-.00298	-.08504	.07530	-1.12923
.599	2.075	.01074	.07125	.04845	.00129	-.00002	-.00325	.00815	.07154	.11392
.600	4.207	.11431	.06482	.04845	.00143	-.00015	-.00177	.10925	.07303	1.49594
.600	6.342	.21288	.05508	.04826	.00167	-.00011	-.00088	.20549	.07926	2.62536
.601	8.485	.32463	.04131	.04707	.00188	.00001	-.00043	.31499	.08976	3.54974
.600	10.642	.44477	.02823	.04239	.00142	.00075	-.00089	.43190	.10999	3.93058
.599	12.755	.56053	.03220	.03117	.00252	.00058	-.00074	.53959	.15516	3.47766
.600	14.893	.67525	.03328	.02362	.00129	.00012	.00215	.64402	.20571	3.13078
.600	17.058	.80908	.03586	.01087	.00097	.00010	.00233	.76297	.27162	2.80898
.599	19.209	.93210	.03510	.00663	.00149	.00021	.00049	.86966	.33982	2.55619
.599	21.342	1.04256	.03093	.00970	.00244	.00001	.00039	.95981	.40923	2.35116
.601	22.194	1.09416	.02965	.01283	.00149	-.00027	.00277	.99263	.43750	2.27149
	GRADIENT	.04595	-.00106	.00036	.00012	-.00010	-.00015	.04471	-.00042	.59945

LRC 8 TPT 668 OA106 B26C9E26F7H7N28R5V8M16 (RQZ003) (06 NOV 74

REFERENCE DATA

SREF = 2690.0000 SQ.FT. XMRP = 1076.7000 INCHES
LREF = 474.8100 IN. YMRP = .0000 INCHES
BREF = 936.6800 INCHES ZMRP = 375.0000 INCHES
SCALE = .0150 SCALE

PARAMETRIC DATA

BETA = .000 SPOSRK = 25.000
BDFLAP = -11.700 ELEVON = .000
RUDDER = .000 AILRON = .000

RUN NO. 34/ 0 RNVL = 3.78 GRADIENT INTERVAL = 5.00/ 5.00

MACH	ALPHA	CN	CA	CLM	CBL	CYN	CY	CL	CD	L/D
.800	-2.272	-.20199	.07318	.05639	.00089	.00033	.00007	-.13953	.08111	-2.44771
.801	-.072	-.09688	.07467	.05745	.00107	.00007	-.00175	-.09679	.07479	-1.29406
.800	2.123	.01170	.07246	.05753	.00147	-.00005	-.00296	.01481	.07295	.12365
.801	4.333	.12279	.06678	.05671	.00168	-.00022	-.00122	.11740	.07597	1.54539
.800	6.572	.24677	.05887	.05334	.00186	-.00041	.00042	.23541	.08673	2.74496
.801	8.793	.36641	.05941	.04362	.00295	.00008	-.00079	.35502	.11472	3.07727
.801	10.975	.46747	.06266	.03682	.00193	-.00044	.00208	.44750	.15050	2.97316
.800	13.161	.58123	.06626	.02696	.00129	-.00042	.00115	.55099	.19696	2.79934
.800	15.374	.70291	.06849	.01685	.00131	-.00067	.00197	.65360	.25239	2.61337
.801	17.568	.81345	.07111	.01299	.00023	-.00030	.00177	.75405	.31333	2.40659
.801	19.799	.92999	.07022	.01492	.00028	-.00075	.00096	.85029	.38074	2.23325
.801	21.988	1.01587	.07000	.02810	-.00096	-.00053	.00166	.91573	.44525	2.05675
.801	22.805	1.01538	.06894	.03142	-.00099	-.00088	.00264	.90929	.45710	1.98925
	GRADIENT	.04915	-.00097	.00005	.00013	-.00008	-.00023	.04797	-.00090	.66037

RUN NO. 33/ 0 RNVL = 3.36 GRADIENT INTERVAL = -5.00/ 5.00

MACH	ALPHA	CN	CA	CLM	CBL	CYN	CY	CL	CD	L/D
.899	-2.347	-.22983	.08428	.07609	.00104	.00032	.00024	-.22619	.09363	-2.41587
.900	-.078	-.10444	.08554	.07022	.00144	.00016	-.00170	-.10432	.08568	-1.21755
.899	2.171	.01858	.08335	.06674	.00162	.00001	-.00292	.01541	.08399	.18348
.899	4.426	.13515	.08328	.06332	.00113	-.00027	-.00115	.12932	.09346	1.37303
.899	6.688	.26080	.08287	.05375	.00083	-.00041	.00063	.24918	.11266	2.21179
.899	8.904	.37842	.08350	.03894	.00208	-.00054	.00154	.36094	.14107	2.55906
.900	11.126	.49519	.08502	.02290	.00104	-.00056	.00275	.46948	.17898	2.62309
.899	13.364	.62998	.08767	.00226	.00066	-.00043	.00364	.59875	.23003	2.55949
.900	15.644	.78097	.09041	-.00984	.00078	-.00061	.00447	.76439	.29231	2.62337
.899	17.892	.87956	.09288	-.01429	.00058	-.00037	.00247	.80755	.35827	2.25399
.899	20.108	.97801	.09565	-.00541	.00074	-.00050	.00323	.88363	.42537	2.07735
.900	22.278	1.03067	.09994	.02669	-.00024	-.00015	.00340	.91585	.49319	1.89541
	GRADIENT	.05397	-.00023	-.00195	.00002	-.00009	-.00023	.05243	-.00010	.56572

LRC 8 TPT 668 OA106 B26C9E26F7M7N28R5V8W16 (QZ003) (06 NOV 74

REFERENCE DATA

SREF = 2690.0000 SQ.FT. XMRP = 1076.7000 INCHES
LREF = 474.8100 IN. YMRP = .0000 INCHES
BREF = 936.6800 INCHES ZMRP = 375.0000 INCHES
SCALE = .0150 SCALE

PARAMETRIC DATA

BETA = .000 SPOBRK = 25.000
BDFLAP = -11.7[illegible] ELEVON = .000
RUDDER = .000 AILRON = .000

RUN NO. 32/ 0 RN/L = 4.09 GRADIENT INTERVAL = -5.00/ 5.00

MACH	ALPHA	CN	CA	CLM	CBL	CYN	CY	CL	CD	L/D
.980	-2.31[illegible]	-.20593	.12724	.07729	.00111	.00141	-.00248	-.20063	.13544	-1.48127
.980	[illegible]	-.06992	.12590	.06169	.00127	.00113	-.00469	-.06989	.12592	-.55498
.981	[illegible]	[illegible]	.12412	.04016	.00141	.00073	-.00493	.07314	.12714	.57522
.980	4.5[illegible]	[illegible]	.12257	.02030	.00081	.00032	-.00[illegible]	.20643	.13042	1.48059
.980	[illegible]	.35469	.12088	.00215	.00104	.00018	-.00[illegible]	.33779	.16224	2.08205
.979	[illegible]	[illegible]	.11945	-.01389	.00125	.00025	.00[illegible]	.46361	.19554	2.37089
.979	11.393	.61621	.12069	-.02919	.00107	.00049	.00153	.58023	.24003	2.41731
.980	13.677	.75423	[illegible]	[illegible]	.00114	.00013	[illegible]	[illegible]	.2[illegible]	2.35407
.980	15.[illegible]	[illegible]	.12564	[illegible]	.00135	.00056	.00165	.82301	.36634	2.24655
.980	[illegible]	[illegible]	[illegible]	-.[illegible]	.00[illegible]	[illegible]	[illegible]	[illegible]	.44207	2.10856
.980	[illegible]	[illegible]	.12731	[illegible]	.00114	[illegible]	[illegible]	[illegible]	.52271	1.97631
	GRADIENT	[illegible]	[illegible]	[illegible]	-.00063	[illegible]	[illegible]	[illegible]	.00057	.43[illegible]

RUN NO. 31/ 0 RN/L = 4.23 GRADIENT INTERVAL = -5.00/ 5.00

MACH	ALPHA	CN	CA	CLM	CBL	CYN	CY	CL	CD	L/D
1.200	-2.283	-.18173	.14[illegible]	.07878	.00115	.00085	.00001	-.17564	.15637	-1.12322
1.200	[illegible]	-.04176	.15[illegible]	.04807	.00137	.00076	-.00256	-.04179	.15020	-.27921
1.201	2.31[illegible]	.09532	.15[illegible]	.01989	.00139	.00047	-.00235	.08919	.15379	.57996
1.201	4.599	.22912	.14976	-.00546	.00132	.00029	-.00140	.21645	.16665	1.29992
1.201	6.921	.36635	.14537	-.02935	.00124	.00034	-.00047	.34617	.18846	1.83605
1.200	9.227	.49125	.14[illegible]	-.04117	.00076	.00026	[illegible]	.46245	.21696	2.13159
1.200	[illegible]	.61991	.13641	-.05345	.00073	.00050	.00206	.58003	.25779	2.25000
1.199	13.882	.77258	.13589	-.07837	.00017	.00075	.00300	.71750	.31731	2.26119
1.200	16.183	.88726	.13406	-.09585	.00033	.00054	.00370	.81363	.37997	2.14194
1.200	18.487	1.01220	.13643	-.09870	-.00017	.00030	.00437	.91671	.45034	2.03559
	GRADIENT	.05369	-.00007	-.01224	.00002	-.00009	-.00019	.05697	.00150	.35407

LRC 8 TPT 668 0A106 D26C9E2SF7M7N28R5V8W116 (RQZ004) (06 NOV 74)

REFERENCE DATA

SREF = 2690.0000 SQ.FT. XMRP = 1076.7000 INCHES
LREF = 474.8100 IN. YMRP = .0000 INCHES
BREF = 936.6800 INCHES ZMRP = 375.0000 INCHES
SCALE = .0150 SCALE

PARAMETRIC DATA

BETA = .000 SPOBRK = 25.000
BOFLAP = 16.300 ELEVON = .000
RUDDER = .000 AILRO = .000

RUN NO. 42/ 0 RNVL = 2.05 GRADIENT INTERVAL = -5.00/ 5.00

MACH	ALPHA	CN	CA	CLM	CBL	CYN	CY	CL	CD	L/D
.352	-2.049	-.09130	.06895	-.00299	.00068	-.00027	.00314	-.08878	.07221	-1.22944
.349	-.015	-.00643	.06930	-.00182	.00090	-.00048	.00136	-.00641	.06930	-.09253
.350	2.029	.08062	.06691	-.00522	.00124	-.00066	.00068	.07820	.06972	1.12170
.349	4.097	.17560	.06228	-.00242	.00133	-.00058	-.00070	.17070	.07467	2.28622
.349	6.147	.27661	.05289	-.00457	.00140	-.00064	.00170	.26935	.08221	3.27654
.350	8.215	.37282	.04180	-.00652	.00155	-.00052	.00296	.36292	.09461	3.83476
.350	10.245	.47148	.02803	-.00731	.00166	-.00050	.00423	.45999	.11143	4.11882
.350	12.277	.57442	.01287	-.00993	.00181	-.00039	.00551	.55854	.13472	4.14591
.350	14.345	.68374	.00003	-.01568	.00143	.00014	.00425	.67210	.17190	3.90980
.350	16.406	.83156	.00327	-.03250	.00176	-.00047	.00542	.79678	.23801	3.34772
.350	18.464	.95238	.00758	-.04038	.00141	-.00043	.00369	.90095	.30992	2.91709
.350	20.564	1.07912	.00941	-.04905	.00153	-.00006	.00238	1.00705	.38785	2.59649
.350	21.356	1.12642	.01017	-.05248	.00049	-.00018	.00136	1.04537	.41960	2.49096
	GRADIENT	.04335	-.00110	.00011	.00011	-.00005	-.00060	.04214	.00039	.57422

RUN NO. 41/ 0 RNVL = 3.17 GRADIENT INTERVAL = -5.00/ 5.00

MACH	ALPHA	CN	CA	CLM	CBL	CYN	CY	CL	CD	L/D
.599	-2.136	-.10211	.07024	.00370	.00077	-.00006	.00264	-.09942	.07400	-1.34355
.599	-.001	-.00456	.07081	-.00250	.00112	-.00030	.00091	-.00456	.07081	-.06437
.599	2.105	.08609	.06788	-.00231	.00122	-.00035	-.00048	.08444	.07103	1.18885
.599	4.278	.19244	.06161	.00356	.00146	-.00047	.00114	.18750	.07579	2.47126
.599	6.359	.29831	.05247	-.00636	.00158	-.00040	.00098	.29066	.08519	3.41212
.599	8.558	.40928	.03954	-.00919	.00178	-.00035	.00308	.39894	.10001	3.98814
.599	10.644	.52951	.02732	-.01525	.00134	.00033	.00230	.51536	.12465	4.13444
.599	12.777	.64461	.03122	-.02679	.00244	.00010	.00275	.62175	.17301	3.59375
.599	14.939	.76401	.03225	-.03459	.00143	-.00050	.00607	.72997	.22911	3.19959
.600	17.151	.90206	.03829	-.04796	.00054	-.00038	.00556	.85065	.30260	2.81111
.599	19.258	1.02292	.03898	-.05318	.00097	-.00043	.00612	.95282	.37419	2.54640
.600	21.393	1.14131	.03625	-.05332	.00194	-.00059	.00480	1.04946	.45005	2.33186
.600	22.242	1.17993	.03510	-.05152	.00117	-.00057	.00419	1.07895	.47912	2.25170
	GRADIENT	.04569	-.00135	.00003	.00010	-.00006	-.00027	.04447	.00027	.59479

LRC 8 TPT 668 OA106 B26C9E26F717N28R3V8W116 (RQZ004) (06 NOV 74)

REFERENCE DATA

SREF = 3950.0300 SQ.FT. XMRP = 1076.7000 INCHES
LREF = 474.8100 IN. YMRP = .0000 INCHES
BREF = 936.6800 INCHES ZMRP = 375.0000 INCHES
SCALE = .0150 SCALE

PARAMETRIC DATA

BETA = .000 SPOBRK = 25.000
BOFLAP = 16.300 ELEVON = .000
RUDDER = .000 AILRON = .000

RUN NO. 40/ 0 RN/L = 3.78 GRADIENT INTERVAL = -5.00/ 5.00

MACH	ALPHA	CN	CA	CLM	CBL	CYN	CY	CL	CD	L/D
.800	-2.237	-.12200	.07437	-.00163	.00081	.00005	.00169	-.11900	.07908	-1.50481
.800	-.038	-.01543	.07575	-.00114	.00113	-.00028	.00116	-.01538	.07575	-.20303
.800	2.157	.09049	.07162	-.00024	.00140	-.00038	.00017	.08773	.07497	1.17025
.800	4.378	.20416	.06551	-.00266	.00167	-.00047	-.00012	.19857	.06091	2.45421
.800	6.603	.32881	.05874	-.00924	.00192	-.00055	.00091	.31957	.05612	3.32464
.800	8.820	.45335	.05362	-.02133	.00231	-.00028	.00151	.43985	.12843	3.41702
.800	10.954	.55874	.06247	-.02987	.00202	-.00075	.00396	.55657	.16788	3.19615
.800	13.139	.67145	.06559	-.04136	.00132	-.00101	.00431	.63967	.21746	2.93700
.800	15.430	.80596	.07050	-.05522	.00130	-.00130	.00564	.75815	.28240	2.68471
.800	17.630	.91715	.07461	-.06156	.00007	-.00075	.00264	.85148	.34898	2.44062
.800	19.947	1.03001	.07494	-.06305	.00000	-.00122	.00397	.95185	.42324	2.24993
.800	22.066	1.14098	.07586	-.05307	-.00069	-.00112	.00394	1.02891	.49994	2.05219
.800	22.909	1.15742	.07522	-.04041	-.00096	-.00116	.00494	1.03684	.51984	1.99455
	GRADIENT	.04921	-.00139	-.00010	.00013	-.00008	-.00029	.04791	.00022	.68126

RUN NO. 39/ 0 RN/L = 3.97 GRADIENT INTERVAL = -5.00/ 5.00

MACH	ALPHA	CN	CA	CLM	CBL	CYN	CY	CL	CD	L/D
.900	-2.303	-.14670	.08775	.01003	.00095	.00019	.00119	-.14356	.09358	-1.52872
.901	-.047	-.02580	.08836	.00739	.00142	-.00004	.00031	-.02573	.08838	-.29109
.900	2.204	.09484	.08652	.00258	.00167	-.00022	-.00162	.09144	.09010	1.01487
.900	4.456	.21646	.08616	-.00326	.00144	-.00042	.00075	.20912	.10271	2.03597
.900	6.702	.33901	.08655	-.01332	.00123	-.00045	.00134	.32659	.12552	2.60197
.900	8.915	.45490	.09507	-.02682	.00204	-.00065	.00208	.43622	.15454	2.82263
.900	11.145	.57097	.08622	-.04356	.00154	-.00093	.00388	.54353	.19495	2.78799
.901	13.414	.71274	.08854	-.06883	.00057	-.00064	.00537	.67276	.25147	2.67537
.900	15.654	.84668	.09040	-.08332	.00071	-.00101	.00591	.79089	.31550	2.50677
.901	17.929	.97923	.09275	-.09601	.00035	-.00081	.00612	.90313	.38968	2.31752
.89	20.172	1.09403	.09614	-.09484	.00065	-.00109	.00712	.99317	.46751	2.12567
.900	22.378	1.17986	.10164	-.09041	-.00083	-.00062	.00789	1.05231	.54318	1.93733
.899	23.237	1.19680	.10277	-.06753	-.00144	-.00031	.00852	1.05917	.56662	1.86928
	GRADIENT	.05372	-.00029	-.00198	.00008	-.00009	-.00014	.05210	.00129	.53268

LRC 8 TPT 668 OA106 826C9E26F7M7N28R5V8W116 (RQZ004) (06 NOV 74)

REFERENCE DATA

SREF =	2690.0000 SQ.FT.	XMRP =	1076.7000 INCHES		
LREF =	474.8100 IN.	YMRP =	.0000 INCHES		
BREF =	936.6800 INCHES	ZMRP =	375.0000 INCHES		
SCALE =	.0150 SCALE				

PARAMETRIC DATA

BETA =	.000	SPOBRK =	25.000
BDFLAP =	16.300	ELEVON =	.000
RUDDER =	.000	AILRON =	.000

RUN NO. 38/ 0 RN/L = 4.09 GRADIENT INTERVAL = -5.00/ 5.00

MACH	ALPHA	CN	CA	CLM	CBL	CYN	CY	CL	CD	L/D
.980	-2.312	-.15392	.13140	.02747	.00111	.00136	-.00233	-.14849	.13750	-1.07995
.980	-.020	-.01357	.13100	.00997	.00126	.00112	-.00444	-.01353	.13101	-.10327
.980	2.260	.13071	.12920	-.01334	.00137	.00068	-.00396	.12551	.13425	.93491
.980	4.558	.27314	.12812	-.03544	.00072	.00012	-.00181	.26210	.14942	1.75407
.980	6.850	.41607	.12683	-.05625	.00103	.00007	.00002	.39797	.17555	2.26608
.979	9.096	.53800	.12544	-.07033	.00129	.00022	.00106	.51140	.20892	2.44789
.980	11.392	.67037	.12563	-.08696	.00113	.00011	.00226	.63235	.25557	2.47428
.980	13.662	.80657	.12892	-.10620	.00130	.00030	.00291	.75330	.31577	2.38559
.980	15.950	.94769	.13152	-.12593	.00159	.00036	.00180	.87506	.38698	2.26181
.980	18.241	1.09028	.13511	-.14658	.00097	.00081	.00233	.99319	.46961	2.11496
.980	19.386	1.15802	.13534	-.15411	.00098	.00098	.00202	1.04744	.51204	2.04561
	GRADIENT	.06227	-.00051	-.00926	-.00005	-.00018	.00009	.05989	.00171	.41676

RUN NO. 37/ 0 RN/L = 4.22 GRADIENT INTERVAL = -5.00/ 5.00

MACH	ALPHA	CN	CA	CLM	CBL	CYN	CY	CL	CD	L/D
1.200	-2.301	-.13998	.15585	.03639	.00122	.00094	.00008	-.13361	.16135	-.82811
1.200	.002	.00168	.15701	.00367	.00130	.00090	-.00269	.00168	.15701	.01070
1.201	2.291	.14089	.15747	-.02739	.00144	.00048	-.00193	.13448	.16297	.82517
1.201	4.615	.28399	.15778	-.05696	.00126	.00022	-.00041	.27037	.18011	1.50111
1.200	6.920	.42092	.15570	-.08291	.00133	.00030	.00065	.39909	.20528	1.94414
1.200	9.222	.54535	.15148	-.09647	.00066	.00014	.00219	.51403	.23690	2.16978
1.200	11.532	.67155	.14737	-.10829	.00053	.00031	.00317	.62853	.27865	2.25564
1.200	13.868	.82256	.15032	-.13310	-.00020	.00039	.00394	.76255	.34309	2.22261
1.200	16.155	.93628	.15303	-.14044	.00035	.00046	.00445	.85673	.40750	2.10241
1.200	17.305	.99758	.15281	-.14699	.00016	.00044	.00504	.90697	.44262	2.04908
	GRADIENT	.06125	.00027	-.01350	.00001	-.00011	-.00003	.05937	.00271	.33863

LRC 8 TPT 668 OA106 B26C9E26F7M7N28R5V8W116 (RQZ101) (30 JAN 7[illegible])

REFERENCE DATA

SREF = 2690.0000 SQ.FT. XMRP = 1076.7000 INCHES
LREF = 474.5100 INCHES YMRP = .0000 INCHES
BREF = 936.6800 INCHES ZMRP = 375.0000 INCHES
SCALE = .0150 SCALE

PARAMETRIC DATA

BETA = .000 SPDBRK = 25.000
BDFLAP = .000 ELEVON = .000
RUDDER = .000 AILRON = .000

RUN NO. 21/ 0 RNVL = 2.06 GRADIENT INTERVAL = -5.00/ 5.00

MACH	ALPHA	CP1	CP2	CP3	CP4	CP5	CP6
.350	-2.026	-.20595	-.20474	-.23611	.00000	.00000	.00000
.350	.008	-.20448	-.20378	-.23085	.00000	.00000	.00000
.351	2.011	-.20159	-.20093	-.22461	.00000	.00000	.00000
.350	4.118	-.19800	-.19837	-.22020	.00000	.00000	.00000
.350	6.147	-.19223	-.19463	-.21170	.00000	.00000	.00000
.350	8.165	-.19006	-.19394	-.20717	.00000	.00000	.00000
.351	10.285	-.19257	-.19543	-.21101	.00000	.00000	.00000
.350	12.298	-.19974	-.20152	-.22521	.00000	.00000	.00000
.351	14.323	-.20843	-.21005	-.24275	.00000	.00000	.00000
.350	16.461	-.22850	-.23121	-.27008	.00000	.00000	.00000
.350	18.548	-.25468	-.25692	-.29799	.00000	.00000	.00000
.350	20.556	-.27994	-.28656	-.32614	.00000	.00000	.00000
.350	21.371	-.28763	-.29749	-.33506	.00000	.00000	.00000
	GRADIENT	.00131	.00108	.00264	.00000	.00000	.00000

RUN NO. 20/ 0 RNVL = 3.17 GRADIENT INTERVAL = -5.00/ 5.00

MACH	ALPHA	CP1	CP2	CP3	CP4	CP5	CP6
.601	-2.143	-.22257	-.22106	-.24749	.00000	.00000	.00000
.600	-.026	-.21829	-.21706	-.24071	.00000	.00000	.00000
.600	2.105	-.21443	-.21384	-.23654	.00000	.00000	.00000
.600	4.253	-.20993	-.20981	-.22852	.00000	.00000	.00000
.599	6.388	-.20407	-.20618	-.21996	.00000	.00000	.00000
.600	8.476	-.20186	-.20515	-.21720	.00000	.00000	.00000
.600	10.681	-.20649	-.20970	-.22613	.00000	.00000	.00000
.600	12.790	-.22198	-.22451	-.24980	.00000	.00000	.00000
.599	14.898	-.24111	-.24139	-.27391	.00000	.00000	.00000
.601	17.123	-.26929	-.26962	-.30312	.00000	.00000	.00000
.599	19.291	-.29694	-.29758	-.33552	.00000	.00000	.00000
.600	21.383	-.32242	-.32297	-.36378	.00000	.00000	.00000
.599	22.228	-.33433	-.33545	-.37645	.00000	.00000	.00000
	GRADIENT	.00196	.00173	.00287	.00000	.00000	.00000

LRC 8 TPT 668 OA106 B26C9E26F7M7N28R5V8W16 (RQZ101) (30 JAN 74)

REFERENCE DATA

SREF = 2690.0000 SQ.FT. XMRP = 1076.7000 INCHES
LREF = 474.8100 INCHES YMRP = .0000 INCHES
BREF = 936.6800 INCHES ZMRP = 375.0000 INCHES
SCALE = .0150 SCALE

PARAMETRIC DATA

BETA = .000 SPDBRK = 25.000
BDFLAP = .000 ELEVON = .000
RUDDER = .000 AILRON = .000

RUN NO. 19/ 0 RN/L = 3.77 GRADIENT INTERVAL = -5.00/ 5.00

MACH	ALPHA	CP1	CP2	CP3	CP4	CP5	CP6
.801	-2.226	-.22512	-.22292	-.24330	.00000	.00000	.00000
.801	-.025	-.21757	-.21537	-.23438	.00000	.00000	.00000
.800	2.139	-.21128	-.20997	-.22808	.00000	.00000	.00000
.800	4.381	-.20427	-.20528	-.21860	.00000	.00000	.00000
.800	6.585	-.19943	-.20285	-.21387	.00000	.00000	.00000
.800	8.813	-.20230	-.20684	-.21860	.00000	.00000	.00000
.800	11.005	-.21412	-.21921	-.23410	.00000	.00000	.00000
.801	13.188	-.23554	-.23908	-.26039	.00000	.00000	.00000
.800	15.420	-.26443	-.26797	-.29568	.00000	.00000	.00000
.800	17.595	-.29981	-.29444	-.32788	.00000	.00000	.00000
.800	19.768	-.31945	-.32303	-.36131	.00000	.00000	.00000
.800	22.028	-.36792	-.37012	-.40918	.00000	.00000	.00000
.800	22.864	-.38777	-.39052	-.42100	.00000	.00000	.00000
	GRADIENT	.00313	.00265	.00374	.00000	.00000	.00000

RUN NO. 18/ 0 RN/L = 3.97 GRADIENT INTERVAL = -5.00/ 5.00

MACH	ALPHA	CP1	CP2	CP3	CP4	CP5	CP6
.900	-2.321	-.24639	-.24420	-.26126	.00000	.00000	.00000
.900	-.044	-.23524	-.23291	-.24947	.00000	.00000	.00000
.899	2.223	-.22521	-.22329	-.23836	.00000	.00000	.00000
.900	4.447	-.21915	-.21859	-.23345	.00000	.00000	.00000
.900	6.758	-.21610	-.21762	-.22843	.00000	.00000	.00000
.900	8.904	-.21685	-.22244	-.23491	.00000	.00000	.00000
.899	11.149	-.22882	-.23716	-.24989	.00000	.00000	.00000
.900	13.370	-.24953	-.25873	-.26873	.00000	.00000	.00000
.900	15.644	-.27875	-.28978	-.30241	.00000	.00000	.00000
.900	17.921	-.30722	-.31946	-.33204	.00000	.00000	.00000
.900	20.133	-.35020	-.35635	-.37480	.00000	.00000	.00000
.900	22.360	-.42345	-.42453	-.44325	.00000	.00000	.00000
.899	23.198	-.44991	-.44887	-.46274	.00000	.00000	.00000
	GRADIENT	.00407	.00383	.00419	.00000	.00000	.00000

LRC 8 TPT 668 OA106 926C9E26F7M7N28R5V8W116 (RQZ101) (30 JAN 74)

REFERENCE DATA

SREF = 3936.0000 SQ.FT. XMRP = 1076.7000 INCHES
LREF = 474.8100 INCHES YMRP = .0000 INCHES
BREF = 936.6800 INCHES ZMRP = 375.0000 INCHES
SCALE = .0150 SCALE

PARAMETRIC DATA

BETA = .000 SPOBRK = 25.000
EDFLAP = .000 ELEVON = .000
RUDDER = .000 AILRON = .000

RUN NO. 17/ 0 RN/L = 4.08 GRADIENT INTERVAL = -5.00/ 5.00

MACH	ALPHA	CP1	CP2	CP3	CP4	CP5	CP6
.981	-2.307	-.33993	-.33843	-.35008	.00000	.00000	.00000
.981	-.014	-.32269	-.32181	-.32942	.00000	.00000	.00000
.980	2.363	-.31498	-.31435	-.31992	.00000	.00000	.00000
.980	4.517	-.31640	-.31594	-.32223	.00000	.00000	.00000
.980	6.863	-.32254	-.32406	-.33341	.00000	.00000	.00000
.980	9.101	-.33303	-.33927	-.35145	.00000	.00000	.00000
.980	11.428	-.36297	-.37055	-.38493	.00000	.00000	.00000
.980	13.727	-.40666	-.40845	-.41440	.00000	.00000	.00000
.980	15.961	-.44928	-.44999	-.45196	.00000	.00000	.00000
.981	18.245	-.49069	-.49264	-.49416	.00000	.00000	.00000
.980	19.501	-.50837	-.50948	-.50820	.00000	.00000	.00000
	GRADIENT	.00345	.00330	.00410	.00000	.00000	.00000

RUN NO. 16/ 0 RN/L = 4.22 GRADIENT INTERVAL = -5.00/ 5.00

MACH	ALPHA	CP1	CP2	CP3	CP4	CP5	CP6
1.200	-2.286	-.35176	-.34949	-.38855	.00000	.00000	.00000
1.200	.010	-.34968	-.34845	-.38209	.00000	.00000	.00000
1.200	2.273	-.35534	-.35392	-.38234	.00000	.00000	.00000
1.200	4.581	-.36276	-.36075	-.38531	.00000	.00000	.00000
1.200	6.967	-.36738	-.36556	-.38528	.00000	.00000	.00000
1.200	9.249	-.36970	-.36930	-.38637	.00000	.00000	.00000
1.200	11.621	-.37665	-.37658	-.39234	.00000	.00000	.00000
1.200	13.937	-.40250	-.40078	-.40940	.00000	.00000	.00000
1.200	16.193	-.43174	-.42812	-.42841	.00000	.00000	.00000
1.200	17.615	-.44407	-.44106	-.43928	.00000	.00000	.00000
	GRADIENT	-.00169	-.00172	.00041	.00000	.00000	.00000

LRC 8 TPT 668 OA106 B26C9E26F7M7N29R5.5W416 (RQZ102) (30 JAN 74)

REFERENCE DATA

SREF = 2690.0000 SQ.FT. XMRP = 1076.7000 INCHES
LREF = 474.8100 INCHES YMRP = .0000 INCHES
BREF = 936.6800 INCHES ZMRP = 375.0000 INCHES
SCALE = .0150 SCALE

PARAMETRIC DATA

BETA = .000 SPOSRK = .000
BOFLAP = .000 ELEVON = .000
RUDDER = .000 AILRON = .000

RUN NO. 30/ 0 RN/L = 2.08 GRADIENT INTERVAL = -5.00/ 5.00

MACH	ALPHA	CP1	CP2	CP3	CP4	CP5	CP6
.350	-2.064	-.18538	-.18259	-.19549	.00000	.00000	.00000
.350	-1.050	-.18477	-.18102	-.19198	.00000	.00000	.00000
.350	-.028	-.18351	-.18219	-.19315	.00000	.00000	.00000
.350	.983	-.18302	-.18122	-.19027	.00000	.00000	.00000
.351	2.027	-.18164	-.17938	-.18639	.00000	.00000	.00000
.350	4.064	-.17674	-.17795	-.18319	.00000	.00000	.00000
.351	6.135	-.17029	-.17544	-.17782	.00000	.00000	.00000
.351	8.171	-.16757	-.17466	-.17419	.00000	.00000	.00000
.350	10.230	-.16998	-.17755	-.17801	.00000	.00000	.00000
.350	12.263	-.17919	-.18371	-.18890	.00000	.00000	.00000
.350	14.351	-.19272	-.19315	-.20644	.00000	.00000	.00000
.350	16.394	-.21209	-.21025	-.22920	.00000	.00000	.00000
.350	18.449	-.23343	-.23265	-.25054	.00000	.00000	.00000
.349	20.501	-.26063	-.26280	-.27817	.00000	.00000	.00000
	GRADIENT	.00136	.00073	.00196	.00000	.00000	.00000

RUN NO. 29/ 0 RN/L = 3.17 GRADIENT INTERVAL = -5.00/ 5.00

MACH	ALPHA	CP1	CP2	CP3	CP4	CP5	CP6
.599	-2.175	-.20301	-.19933	-.20764	.00000	.00000	.00000
.599	-1.091	-.20061	-.19699	-.20492	.00000	.00000	.00000
.599	-.034	-.20013	-.19747	-.20521	.00000	.00000	.00000
.599	1.006	-.19754	-.19492	-.20134	.00000	.00000	.00000
.600	2.081	-.19650	-.19371	-.19917	.00000	.00000	.00000
.599	4.205	-.19089	-.19012	-.19447	.00000	.00000	.00000
.598	6.339	-.18374	-.18852	-.19077	.00000	.00000	.00000
.598	8.471	-.18228	-.18864	-.18916	.00000	.00000	.00000
.599	10.609	-.18790	-.19181	-.19404	.00000	.00000	.00000
.599	12.763	-.20560	-.20804	-.21803	.00000	.00000	.00000
.599	14.902	-.22695	-.22553	-.23887	.00000	.00000	.00000
.598	17.054	-.25322	-.25095	-.26493	.00000	.00000	.00000
.601	19.217	-.27804	-.27577	-.29093	.00000	.00000	.00000
.599	21.354	-.30223	-.29734	-.31773	.00000	.00000	.00000
	GRADIENT	.00182	.00139	.00206	.00000	.00000	.00000

LRC 8 TPT 668 OA106 B26L9E26F7M7N28R5V8W16 (RQZ102) (30 JAN 74)

REFERENCE DATA

SREF = 2690.0000 SQ.FT. XMRP = 1076.7000 INCHES
LREF = 474.8100 INCHES YMRP = .0000 INCHES
BREF = 936.8800 INCHES ZMRP = 375.0000 INCHES
SCALE = .0150 SCALE

PARAMETRIC DATA

BETA = .000 SPOBRK = .000
BDFLAP = .000 ELEVON = .000
RUDDER = .000 AILRON = .000

RUN NO. 28/ 0 RN/L = 3.51 GRADIENT INTERVAL = -5.00/ 5.00

MACH	ALPHA	CP1	CP2	CP3	CP4	CP5	CP6
.699	-2.227	-.20225	-.19852	-.20750	.00000	.00000	.00000
.700	-1.134	-.20012	-.19656	-.20419	.00000	.00000	.00000
.700	-.056	-.19796	-.19461	-.20085	.00000	.00000	.00000
.700	1.010	-.19558	-.19289	-.19899	.00000	.00000	.00000
.699	2.091	-.19402	-.19197	-.19702	.00000	.00000	.00000
.700	4.284	-.18698	-.18751	-.19227	.00000	.00000	.00000
.699	6.448	-.18085	-.18551	-.18968	.00000	.00000	.00000
.700	8.629	-.17966	-.18524	-.18696	.00000	.00000	.00000
.699	10.801	-.19045	-.19570	-.19935	.00000	.00000	.00000
.699	12.968	-.20958	-.21125	-.22122	.00000	.00000	.00000
.699	15.133	-.23662	-.23611	-.25253	.00000	.00000	.00000
.700	17.346	-.26691	-.26477	-.28391	.00000	.00000	.00000
.700	19.527	-.28722	-.28364	-.30540	.00000	.00000	.00000
.699	21.680	-.31409	-.31003	-.33290	.00000	.00000	.00000
	GRADIENT	.00228	.00164	.00228	.00000	.00000	.00000

RUN NO. 27/ 0 RN/L = 3.78 GRADIENT INTERVAL = -5.00/ 5.00

MACH	ALPHA	CP1	CP2	CP3	CP4	CP5	CP6
.800	-2.268	-.20750	-.20352	-.20931	.00000	.00000	.00000
.800	-1.173	-.20517	-.20175	-.20742	.00000	.00000	.00000
.799	-.085	-.20123	-.19814	-.20422	.00000	.00000	.00000
.800	1.015	-.19750	-.19531	-.20101	.00000	.00000	.00000
.800	2.128	-.19392	-.19290	-.19746	.00000	.00000	.00000
.800	4.344	-.18692	-.18873	-.19421	.00000	.00000	.00000
.800	6.568	-.18265	-.18739	-.19314	.00000	.00000	.00000
.800	8.776	-.18750	-.19254	-.19865	.00000	.00000	.00000
.800	10.960	-.19907	-.20377	-.21046	.00000	.00000	.00000
.800	13.151	-.22146	-.22511	-.23603	.00000	.00000	.00000
.800	15.364	-.24996	-.25348	-.27080	.00000	.00000	.00000
.799	17.577	-.27497	-.27959	-.29960	.00000	.00000	.00000
.800	19.806	-.30576	-.30775	-.32861	.00000	.00000	.00000
.800	22.001	-.35486	-.35545	-.37308	.00000	.00000	.00000
	GRADIENT	.00318	.00232	.00242	.00000	.00000	.00000

LRC 8 TPT 668 OA106 B26C9E26F7M7N28R5V9W16 (FQZ102) (30 JAN 74)

REFERENCE DATA

SREF = 2690.0000 SQ.FT. XMRP = 1076.7000 INCHES
LREF = 474.3100 INCHES YMRP = .0000 INCHES
BREF = 936.6800 INCHES ZMRP = 375.0000 INCHES
SCALE = .0150 SCALE

PARAMETRIC DATA

BETA = .000 SPOSPK = .000
DOFLAP = .000 ELEVON = .000
RUDDER = .000 AILRON = .000

RUN NO. 26/ 0 RN/L = 3.89 GRADIENT INTERVAL = -5.00/ 5.00

MACH	ALPHA	CP1	CP2	CP3	CP4	CP5	CP6
.851	-2.296	-.2.671	-.21286	-.21824	.00000	.00000	.00000
.850	-1.194	-.21281	-.20914	-.21467	.00000	.00000	.00000
.850	-.091	-.20805	-.20483	-.21038	.00000	.00000	.00000
.850	1.032	-.20461	-.20234	-.20763	.00000	.00000	.00000
.851	2.134	-.20127	-.19974	-.20365	.00000	.00000	.00000
.850	4.397	-.19222	- 19447	-.19996	.00000	.00000	.00000
.851	6.644	-.19051	-.19470	-.19899	.00000	.00000	.00000
.851	8.915	-.19522	-.20029	-.20694	.00000	.00000	.00000
.850	11.022	-.20779	-.21420	-.22233	.00000	.00000	.00000
.850	13.235	-.23022	-.23802	-.24804	.00000	.00000	.00000
.851	15.487	-.25625	-.26536	-.27715	.00000	.00000	.00000
.850	17.716	-.28255	-.29447	-.30836	.00000	.00000	.00000
.850	19.930	-.32195	-.32923	-.34316	.00000	.00000	.00000
.850	22.127	-.38337	-.38660	-.40009	.00000	.00000	.00000
	GRADIENT	.00361	.00272	.00279	.00000	.00000	.00000

RUN NO. 25/ 0 RN/L = 3.97 GRADIENT INTERVAL = -5.00/ 5.00

MACH	ALPHA	CP1	CP2	CP3	CP4	CP5	CP6
.900	-2.333	-.22829	-.22436	-.23235	.00000	.00000	.00000
.900	-1.208	-.22405	-.22031	-.22776	.00000	.00000	.00000
.900	-.077	-.21927	-.21561	-.22252	.00000	.00000	.00000
.900	1.044	-.21343	-.21022	-.21614	.00000	.00000	.00000
.900	2.166	-.20932	-.20641	-.21167	.00000	.00000	.00000
.900	4.422	-.20440	-.20362	-.21004	.00000	.00000	.00000
.899	6.663	-.20235	- 20411	-.20940	.00000	.00000	.00000
.900	8.889	-.20254	-.20904	-.21689	.00000	.00000	.00000
.899	11.110	-.21517	-.22600	-.23488	.00000	.00000	.00000
.899	13.337	-.23663	-.24865	-.25560	.00000	.00000	.00000
.899	15.634	-.26613	-.27509	-.28643	.00000	.00000	.00000
.899	17.875	-.29990	-.31203	-.31828	.00000	.00000	.00000
.899	20.116	-.34415	-.35172	-.36102	.00000	.00000	.00000
.899	22.301	-.41567	-.41674	-.42769	.00000	.00000	.00000
	GRADIENT	.00369	.00324	.00355	.00000	.00000	.00000

LRC 8 TPT 668 OA106 B26C9EZ6FTH7N26R5V8W816 (RQZ102) (30 JAN 74)

REFERENCE DATA

SREF = 2690.0000 SQ.FT. XMRP = 1076.7000 INCHES
LREF = 474.8100 INCHES YMRP = .0000 INCHES
BREF = 936.9400 INCHES ZMRP = 375.0000 INCHES
SCALE = .0150 SCALE

PARAMETRIC DATA

BETA = .000 SPDBRK = .000
BDFLAP = .000 ELEVON = .000
RUDDER = .000 AILRON = .000

RUN NO. 24/ 0 RNVL = 4.05 GRADIENT INTERVAL = -5.00/ 5.00

MACH	ALPHA	CP1	CP2	CP3	CP4	CP5	CP6
.950	-2.368	-.25676	-.25371	-.25000	.00000	.00000	.00000
.951	-1.231	-.25195	-.24910	-.24756	.00000	.00000	.00000
.951	-.066	-.24580	-.24296	-.24316	.00000	.00000	.00000
.951	1.090	-.24025	-.23760	-.23858	.00000	.00000	.00000
.951	2.251	-.23651	-.23404	-.23600	.00000	.00000	.00000
.950	4.499	-.23029	-.22911	-.23153	.00000	.00000	.00000
.950	6.788	-.22505	-.22675	-.22844	.00000	.00000	.00000
.950	9.032	-.22238	-.23182	-.23412	.00000	.00000	.00000
.950	11.337	-.24279	-.25599	-.25814	.00000	.00000	.00000
.950	13.539	-.27246	-.28578	-.27986	.00000	.00000	.00000
.950	15.854	-.31644	-.32703	-.31350	.00000	.00000	.00000
.951	18.114	-.36975	-.37572	-.36426	.00000	.00000	.00000
.950	20.363	-.39834	-.40541	-.40039	.00000	.00000	.00000
.950	21.466	-.41213	-.42002	-.41279	.00000	.00000	.00000
	GRADIENT	.00394	.00389	.00282	.00000	.00000	.00000

RUN NO. 23/ 0 RNVL = 4.09 GRADIENT INTERVAL = -5.00/ 5.00

MACH	ALPHA	CP1	CP2	CP3	CP4	CP5	CP6
.980	-2.328	-.33065	-.33025	-.33656	.00000	.00000	.00000
.980	-1.197	-.32344	-.32306	-.32889	.00000	.00000	.00000
.980	-.054	-.31639	-.31656	-.32087	.00000	.00000	.00000
.980	1.095	-.30962	-.30928	-.31177	.00000	.00000	.00000
.980	2.265	-.30923	-.30933	-.31212	.00000	.00000	.00000
.980	4.564	-.30817	-.30817	-.31201	.00000	.00000	.00000
.980	.932	-.31 60	-.31394	-.32180	.00000	.00000	.00000
.981	9.111	-.32402	-.33168	-.34337	.00000	.00000	.00000
.981	11.350	-.35584	-.36376	-.37578	.00000	.00000	.00000
.981	13.645	-.40275	-.40565	-.40829	.00000	.00000	.00000
.980	15.946	-.44101	-.44323	-.44213	.00000	.00000	.00000
.980	19.507	-.50383	-.50533	-.50252	.00000	.00000	.00000
	GRADIENT	.00331	.00325	.00370	.00000	.00000	.00000

LRC 8 TPT 668 OA106 B26C9E26F7M7N28R5V8W116 (RQZ102) (30 JAN [illegible])

REFERENCE DATA

SREF = 2690.0 00 SQ.FT. XMRP = 1076.7000 INCHES
LREF = 474.9 00 INCHES YMRP = .0000 INCHES
BREF = 936.6 00 INCHES ZMRP = 375.0000 INCHES
SCALE = .0150 SCALE

PARAMETRIC DATA

BETA = .000 SPODRK = .000
BDFLAP = .000 ELEVON = .000
RUDDER = .000 AILRON = [illegible]

RUN NO. 22/ 0 RN/L = 4.22 GRADIENT INTERVAL = -5.00/ 5.00

MACH	ALPHA	CP1	CP2	CP3	CP4	CP5	CP6
1.200	-2.357	-.35294	-.35060	-.37893	.00000	.00000	.00000
1.200	-1.190	-.35015	-.34800	-.37591	.00000	.00000	.00000
1.200	-.025	-.34907	-.34834	-.37433	.00000	.00000	.00000
1.200	1.113	-.35095	-.34980	-.37270	.00000	.00000	.00000
1.200	2.319	-.35312	-.35174	-.37236	.00000	.00000	.00000
1.200	4.574	-.36067	-.35843	-.37620	.00000	.00000	.00000
1.200	6.907	-.36453	-.36267	-.37769	.00000	.00000	.00000
1.200	9.181	-.36626	-.36619	-.38281	.00000	.00000	.00000
1.200	11.508	-.37133	-.37098	-.38359	.00000	.00000	.00000
1.200	13.862	-.39481	-.39304	-.39934	.00000	.00000	.00000
1.200	16.126	-.42675	-.42249	-.42363	.00000	.00000	.00000
1.200	17.640	-.44090	-.43739	-.43699	.00000	.00000	.00000
	GRADIENT	-.00119	-.00123	.00044	.00000	.00000	.00000

LRC 8 TPT 668 OA106 B26C9E26FTHTN28R5V8W16 (RQZ103) (30 JAN 74)

REFERENCE DATA

SREF = 2890.0000 SQ.FT. XMRP = 1076.7000 INCHES
LREF = 474.8100 INCHES YMRP = .0000 INCHES
BREF = 936.8800 INCHES ZMRP = 375.0000 INCHES
SCALE = .0150 SCALE

PARAMETRIC DATA

BETA = .000 SPOBRK = 25.000
BDFLAP = -11.700 ELEVON = .000
RUDDER = .000 AILRON = .000

RUN NO. 36/ 0 RN/L = 2.06 GRADIENT INTERVAL = -5.00/ 5.00

MACH	ALPHA	CP1	CP2	CP3	CP4	CP5	CP6
.349	-2.047	-.23185	-.23448	-.25870	.00000	.00000	.00000
.350	-.003	-.23157	-.23082	-.24867	.00000	.00000	.00000
.350	2.041	-.22948	-.22780	-.24279	.00000	.00000	.00000
.350	4.082	-.22582	-.22228	-.23399	.00000	.00000	.00000
.350	6.149	-.22102	-.21757	-.22449	.00000	.00000	.00000
.350	8.185	-.21918	-.21528	-.21982	.00000	.00000	.00000
.350	10.234	-.21906	-.21613	-.22210	.00000	.00000	.00000
.349	12.276	-.22102	-.21951	-.22790	.00000	.00000	.00000
.350	14.346	-.22776	-.22611	-.23726	.00000	.00000	.00000
.349	16.407	-.23923	-.24125	-.24997	.00000	.00000	.00000
.349	18.452	-.26102	-.26804	-.26645	.00000	.00000	.00000
.349	20.515	-.28351	-.29101	-.29949	.00000	.00000	.00000
.349	21.327	-.29303	-.30085	-.30876	.00000	.00000	.00000
	GRADIENT	.00099	.00194	.00362	.00000	.00000	.00000

RUN NO. 35/ C RN/L = 3.18 GRADIENT INTERVAL = -5.00/ 5.00

MACH	ALPHA	CP1	CP2	CP3	CP4	CP5	CP6
.599	-2.148	-.24890	-.24631	-.26045	.00000	.00000	.00000
.599	-.048	-.24479	-.24093	-.25416	.00000	.00000	.00000
.599	2.075	-.24102	-.23684	-.24837	.00000	.00000	.00000
.600	4.207	-.23566	-.23101	-.24005	.00000	.00000	.00000
.600	6.342	-.22950	-.22515	-.22851	.00000	.00000	.00000
.601	8.485	-.22726	-.22276	-.22517	.00000	.00000	.00000
.600	10.642	-.22906	-.22453	-.23037	.00000	.00000	.00000
.599	12.755	-.23900	-.23525	-.24793	.00000	.00000	.00000
.600	14.893	-.25256	-.24972	-.26365	.00000	.00000	.00000
.600	17.058	-.27280	-.27516	-.28493	.00000	.00000	.00000
.599	19.209	-.29911	-.30062	-.31235	.00000	.00000	.00000
.599	21.342	-.31995	-.31955	-.33367	.00000	.00000	.00000
.601	22.194	-.32729	-.32825	-.34092	.00000	.00000	.00000
	GRADIENT	.00205	.00236	.00316	.00000	.00000	.00000

LRC 8 TPT 668 OA106 B26C9E26F7M7N28R3V8W116 [illegible] 30 JAN 74

REFERENCE DATA

SREF = 2695.0000 SQ.FT. XMRP = 1076.7000 INCHES
LREF = 474.5100 INCHES YMRP = .0000 INCHES
BREF = 936.6900 INCHES ZMRP = 375.0000 INCHES
SCALE = .0150 SCALE

PARAMETRIC DATA

DETA = .000 SPDBRK [illegible]
BDFLAP = -11.700 ELEVON = [illegible]
RUDDER = .000 AILRON = [illegible]

RUN NO. 34/ 0 RN/L = 3.78 GRADIENT INTERVAL = -5.00/ 5.00

MACH	ALPHA	CP1	CP2	CP3	CP4	CP5	CP6
.800	-2.272	-.24801	-.24355	-.25540	.00000	.00000	.00000
.801	-.072	-.23967	-.23536	-.24543	.00000	.00000	.00000
.800	2.123	-.23211	-.22806	-.23524	.00000	.00000	.00000
.801	4.333	-.22588	-.22143	-.22518	.00000	.00000	.00000
.800	6.572	-.22110	-.21804	-.21947	.00000	.00000	.00000
.801	8.793	-.22289	-.21953	-.22098	.00000	.00000	.00000
.801	10.973	-.23085	-.22696	-.23144	.00000	.00000	.00000
.800	13.161	-.24945	-.24548	-.25435	.00000	.00000	.00000
.800	15.374	-.27263	-.26876	-.28083	.00000	.00000	.00000
.801	17.566	-.29737	-.29305	-.30716	.00000	.00000	.00000
.801	19.799	-.32311	-.31910	-.33602	.00000	.00000	.00000
.801	21.988	-.36847	-.36454	-.38220	.00000	.00000	.00000
.801	22.805	-.39447	-.39381	-.41746	.00000	.00000	.00000
	GRADIENT	.00336	.00335	.00458	.00000	.00000	.00000

RUN NO. 33/ 0 RN/L = 3.98 GRADIENT INTERVAL = -5.00/ 5.00

MACH	ALPHA	CP1	CP2	CP3	CP4	CP5	CP6
.899	-2.347	-.26193	-.25807	-.26889	.00000	.00000	.00000
.900	-.079	-.25057	-.24714	-.25758	.00000	.00000	.00000
.899	2.171	-.24081	-.23790	-.24569	.00000	.00000	.00000
.899	4.426	-.23551	-.23269	-.23837	.00000	.00000	.00000
.899	6.688	-.23079	-.22862	-.23129	.00000	.00000	.00000
.899	8.904	-.23042	-.23154	-.23947	.00000	.00000	.00000
.900	11.126	-.24014	-.24358	-.25280	.00000	.00000	.00000
.899	13.368	-.26182	-.26566	-.27532	.00000	.00000	.00000
.900	15.649	-.29489	-.29654	-.30669	.00000	.00000	.00000
.899	17.892	-.32753	-.33075	-.34466	.00000	.00000	.00000
.899	20.109	-.36492	-.37279	-.39502	.00000	.00000	.00000
.900	22.278	-.43494	-.43961	-.46594	.00000	.00000	.00000
	GRADIENT	.00395	.00378	.00458	.00000	.00000	.00000

LRC 8 TPT 668 OA106 B26C9E26F7M7N28R5V8W16 (RQZ103) (30 JAN 7)

REFERENCE DATA

SREF = 2690.0000 SQ.FT. XMRP = 1076.7000 INCHES
LREF = 474.8100 INCHES YMRP = .0000 INCHES
BREF = 936.6800 INCHES ZMRP = 375.0000 INCHES
SCALE = .0190 SCALE

PARAMETRIC DATA

BETA = .000 SPDBRK = 25.000
BDFLAP = -11.700 ELEVON = .000
RUDDER = .000 AILRON = .000

RUN NO. 32/ 0 RN/L = 4.09 GRADIENT INTERVAL = -5.00/ 5.00

MACH	ALPHA	CP1	CP2	CP3	CP4	CP5	CP6
.980	-2.312	-.35799	-.35842	-.37034	.00000	.00000	.00000
.980	-.016	-.34405	-.34389	-.35980	.00000	.00000	.00000
.981	2.287	-.33872	-.33751	-.34662	.00000	.00000	.00000
.980	4.561	-.33814	-.33621	-.34450	.00000	.00000	.00000
.980	6.836	-.34276	-.34044	-.3477[illegible]	.00000	.00000	.00000
.979	9.136	-.34776	-.35078	-.36450	.00000	.00000	.00000
.979	11.393	-.36953	-.37330	-.38606	.00000	.00000	.00000
.980	13.677	-.41107	-.41252	-.42194	.00000	.00000	.00000
.980	15.978	-.44804	-.44830	-.45751	.00000	.00000	.00000
.980	18.247	-.49235	-.48940	-.49286	.00000	.00000	.00000
.980	20.524	-.52668	-.52217	-.52098	.00000	.00000	.00000
	GRADIENT	.00283	.00319	.00474	.00000	.00000	.00000

RUN NO. 31/ 0 RN/L = 4.23 GRADIENT INTERVAL = -5.00/ 5.00

MACH	ALPHA	CP1	CP2	CP3	CP4	CP5	CP6
1.200	-2.283	-.35635	-.35724	-.37997	.00000	.00000	.00000
1.200	.010	-.35082	-.35547	-.37440	.00000	.00000	.00000
1.201	2.310	-.35358	-.35571	-.37245	.00000	.00000	.00000
1.201	4.599	-.35930	-.35921	-.37676	.00000	.00000	.00000
1.201	6.921	-.36186	-.36037	-.38153	.00000	.00000	.00000
1.200	9.227	-.36881	-.36609	-.38805	.00000	.00000	.00000
1.200	11.553	-.38097	-.37693	-.39691	.00000	.00000	.00000
1.199	13.882	-.39878	-.39369	-.40722	.00000	.00000	.00000
1.200	16.183	-.43230	-.42853	-.43449	.00000	.00000	.00000
1.200	18.487	-.45290	-.44948	-.44625	.00000	.00000	.00000
	GRADIENT	-.00052	-.00027	.00051	.00000	.00000	.00000

LRC 8 TPT 668 OA106 B26C0E26F7M7N28R5V8W16 (RDZ104) (30 JAN 74)

REFERENCE DATA

SREF = 2690.0000 SQ.FT. XMRP = 1076.7000 INCHES
LREF = 474.8100 INCHES YMRP = .0000 INCHES
BREF = 936.6800 INCHES ZMRP = 375.0000 INCHES
SCALE = .0150 SCALE

PARAMETRIC DATA

BETA = .000 SPDBRK = 25.000
BDFLAP = 16.300 ELEVON = .000
RUDDER = .000 AILRON = .000

RUN NO. 42/ 0 RN/L = 2.05 GRADIENT INTERVAL = -5.00/ 5.00

MACH	ALPHA	CP1	CP2	CP3	CP4	CP5	CP6
.352	-2.049	-.21531	-.21437	-.23547	.00000	.00000	.00000
.349	-.015	-.20785	-.20949	-.22798	.00000	.00000	.00000
.350	2.029	-.20123	-.20539	-.22533	.00000	.00000	.00000
.349	4.097	-.19921	-.20488	-.22968	.00000	.00000	.00000
.349	6.147	-.20156	-.20718	-.24254	.00000	.00000	.00000
.350	8.215	-.20433	-.20891	-.25324	.00000	.00000	.00000
.350	10.245	-.20652	-.21058	-.25688	.00000	.00000	.00000
.350	12.277	-.20531	-.21469	-.25132	.00000	.00000	.00000
.350	14.345	-.20471	-.22035	-.24495	.00000	.00000	.00000
.350	16.406	-.21745	-.23436	-.23493	.00000	.00000	.00000
.350	18.464	-.25795	-.26386	-.27577	.00000	.00000	.00000
.350	20.564	-.29270	-.29376	-.32568	.00000	.00000	.00000
.350	21.356	-.30057	-.30390	-.33912	.00000	.00000	.00000
	GRADIENT	.00260	.00159	.00097	.00000	.00000	.00000

RUN NO. 41/ 0 RN/L = 3.17 GRADIENT INTERVAL = -5.00/ 5.00

MACH	ALPHA	CP1	CP2	CP3	CP4	CP5	CP6
.599	-2.136	-.24034	-.23869	-.25500	.00000	.00000	.00000
.599	-.001	-.22770	-.22828	-.24293	.00000	.00000	.00000
.599	2.105	-.21700	-.22212	-.23794	.00000	.00000	.00000
.599	4.278	-.21018	-.22005	-.23760	.00000	.00000	.00000
.599	6.359	-.21395	-.22395	-.25183	.00000	.00000	.00000
.599	8.558	-.21755	-.22593	-.25738	.00000	.00000	.00000
.599	10.644	-.21719	-.22944	-.25899	.00000	.00000	.00000
.599	12.777	-.21651	-.23588	-.25219	.00000	.00000	.00000
.599	14.939	-.22783	-.25050	-.25256	.00000	.00000	.00000
.600	17.151	-.27967	-.28961	-.29851	.00000	.00000	.00000
.599	19.258	-.31341	-.31390	-.34314	.00000	.00000	.00000
.600	21.393	-.34233	-.34189	-.37907	.00000	.00000	.00000
.600	22.242	-.35637	-.35530	-.39531	.00000	.00000	.00000
	GRADIENT	.00474	.00290	.00267	.00000	.00000	.00000

LRC 8 TPT 668 OA106 B:6C9E26FTM7N28R5V8W16 (RQZ104) (30 JAN 74)

REFERENCE DATA

SREF =	2690.0000 SQ.FT.	XMRP =	1076.7000 INCHES		
LREF =	474.8100 INCHES	YMRP =	.0000 INCHES		
BREF =	936.8800 INCHES	ZMRP =	375.0000 INCHES		
SCALE =	.0150 SCALE				

PARAMETRIC DATA

BETA =	.000	SPOBRK =	25.000
BDFLAP =	16.300	ELEVON =	.000
RUDDER =	.000	AILRON =	.000

RUN NO. 40/ 0 RNVL = 3.78 GRADIENT INTERVAL = -5.00/ 5.00

MACH	ALPHA	CP1	CP2	CP3	CP4	CP5	CP6
.800	-2.237	-.25933	-.25790	-.26849	.00000	.00000	.00000
.800	-.035	-.24378	-.24910	-.25165	.00000	.00000	.00000
.800	2.157	-.22498	-.23101	-.24304	.00000	.00000	.00000
.800	4.378	-.21529	-.22705	-.24348	.00000	.00000	.00000
.800	6.603	-.21353	-.23036	-.24869	.00000	.00000	.00000
.800	8.820	-.21714	-.23543	-.25499	.00000	.00000	.00000
.800	10.994	-.22519	-.24090	-.25904	.00000	.00000	.00000
.800	13.199	-.23079	-.25595	-.26462	.00000	.00000	.00000
.800	15.430	-.26384	-.29419	-.30162	.00000	.00000	.00000
.800	17.630	-.30546	-.32422	-.34622	.00000	.00000	.00000
.800	19.847	-.34588	-.35166	-.39319	.00000	.00000	.00000
.800	22.066	-.39425	-.39696	-.43437	.00000	.00000	.00000
.800	22.909	-.41124	-.41299	-.44721	.00000	.00000	.00000
	GRADIENT	.00685	.00502	.00379	.00000	.00000	.00000

RUN NO. 39/ 0 RNVL = 3.97 GRADIENT INTERVAL = -5.00/ 5.00

MACH	ALPHA	CP1	CP2	CP3	CP4	CP5	CP6
.900	-2.303	-.30001	-.29659	-.31437	.00000	.00000	.00000
.901	-.047	-.28079	-.28043	-.28851	.00000	.00000	.00000
.900	2.204	-.26521	-.27645	-.28569	.00000	.00000	.00000
.900	4.456	-.25427	-.26991	-.28077	.00000	.00000	.00000
.900	6.702	-.24[illegible]	-.26912	-.28020	.00000	.00000	.00000
.900	8.915	-.2[illegible]	-.26017	-.28629	.00000	.00000	.00000
.900	11.145	-.25590	-.26462	-.28788	.00000	.00000	.00000
.901	13.414	-.26782	-.28274	-.29667	.00000	.00000	.00000
.900	15.654	-.29491	-.31242	-.32349	.00000	.00000	.00000
.901	17.929	-.32976	-.34310	-.35869	.00000	.00000	.00000
.899	20.172	-.38094	-.38230	-.41305	.00000	.00000	.00000
.900	22.378	-.43726	-.44155	-.47404	.00000	.00000	.00000
.899	23.237	-.46233	-.46775	-.50384	.00000	.00000	.00000
	GRADIENT	.00678	.00373	.00460	.00000	.00000	.00000

LRC 8 TPT 668 OA106 B26C9E26F7M7N28R5V8W16 (RQZ104) (30 JAN 74)

REFERENCE DATA

SREF = 2690.0000 SQ.FT. XMRP = 1076.7000 INCHES
LREF = 474.8100 INCHES YMRP = .0000 INCHES
BREF = 936.6800 INCHES ZMRP = 375.0000 INCHES
SCALE = .0150 SCALE

PARAMETRIC DATA

BETA = .000 SPOSRK = 25.000
BDFLAP = 16.300 ELEVON = .000
RUDDER = .000 AILRON = .000

RUN NO. 38/ 0 RN/L = 4.09 GRADIENT INTERVAL = -5.00/ 5.00

MACH	ALPHA	CP1	CP2	CP3	CP4	CP5	CP6
.980	-2.312	-.39377	-.38969	-.40586	.00000	.00000	.00000
.980	-.020	-.38025	-.38048	-.39692	.00000	.00000	.00000
.980	2.260	-.37122	-.37537	-.38997	.00000	.00000	.00000
.980	4.558	-.37554	-.38213	-.40033	.00000	.00000	.00000
.980	6.850	-.38014	-.38621	-.40189	.00000	.00000	.00000
.979	9.096	-.37513	-.38810	-.40762	.00000	.00000	.00000
.980	11.392	-.38822	-.40262	-.42599	.00000	.00000	.00000
.980	13.662	-.40934	-.43044	-.44493	.00000	.00000	.00000
.980	15.950	-.44384	-.47321	-.49379	.00000	.00000	.00000
.980	18.241	-.49264	-.51632	-.53136	.00000	.00000	.00000
.980	19.386	-.51114	-.53175	-.54068	.00000	.00000	.00000
	GRADIENT	.00278	.00121	.00103	.00000	.00000	.00000

RUN NO. 37/ 0 RN/L = 4.22 GRADIENT INTERVAL = -5.00/ 5.00

MACH	ALPHA	CP1	CP2	CP3	CP4	CP5	CP6
1.200	-2.301	-.39493	-.39777	-.43305	.00000	.00000	.00000
1.200	.002	-.39026	-.39118	-.42387	.00000	.00000	.00000
1.201	2.291	-.38627	-.39255	-.41370	.00000	.00000	.00000
1.201	4.615	-.39484	-.40042	-.41680	.00000	.00000	.00000
1.200	6.920	-.39861	-.40485	-.42003	.00000	.00000	.00000
1.200	9.222	-.40544	-.41247	-.42796	.00000	.00000	.00000
1.200	11.532	-.41188	-.41322	-.42772	.00000	.00000	.00000
1.200	13.868	-.44778	-.45002	-.45968	.00000	.00000	.00000
1.200	16.155	-.48665	-.47933	-.47329	.00000	.00000	.00000
1.200	17.305	-.49764	-.48967	-.48103	.00000	.00000	.00000
	GRADIENT	.00018	-.00041	.00255	.00000	.00000	.00000