

General Disclaimer

One or more of the Following Statements may affect this Document

- This document has been reproduced from the best copy furnished by the organizational source. It is being released in the interest of making available as much information as possible.
- This document may contain data, which exceeds the sheet parameters. It was furnished in this condition by the organizational source and is the best copy available.
- This document may contain tone-on-tone or color graphs, charts and/or pictures, which have been reproduced in black and white.
- This document is paginated as submitted by the original source.
- Portions of this document are not fully legible due to the historical nature of some of the material. However, it is the best reproduction available from the original submission.

FINAL TECHNICAL REPORT

NASA Grant NSG-1064

"Synthesis of Aromatic Secondary Diamines"

Principal Investigator

Dr. James F. Wolfe

Department of Chemistry

Virginia Polytechnic Institute and State University
Blacksburg, VA 24061

Sites of Performance

Virginia Polytechnic Institute and State University
Blacksburg, VA

and

NASA/Langley Research Center
Hampton, VA

Submitted to

Dr. Norman J. Johnston

NASA Technical Officer

Mail Stop 226

NASA/Langley Research Center
Hampton, VA 23365 (3 copies)

and

NASA Scientific and Technical Information Facility

P.O. Box 8757

Baltimore/Washington International Airport

Maryland 21240 (2 copies)

(NASA-CR-157963) SYNTHESIS OF AROMATIC
SECONDARY DIAMINES Final Report (Virginia
Polytechnic Inst. and State Univ.) 34 p HC
A03/MF A01 CACL 07A

N79-15155

Unclas

G3/23 42066



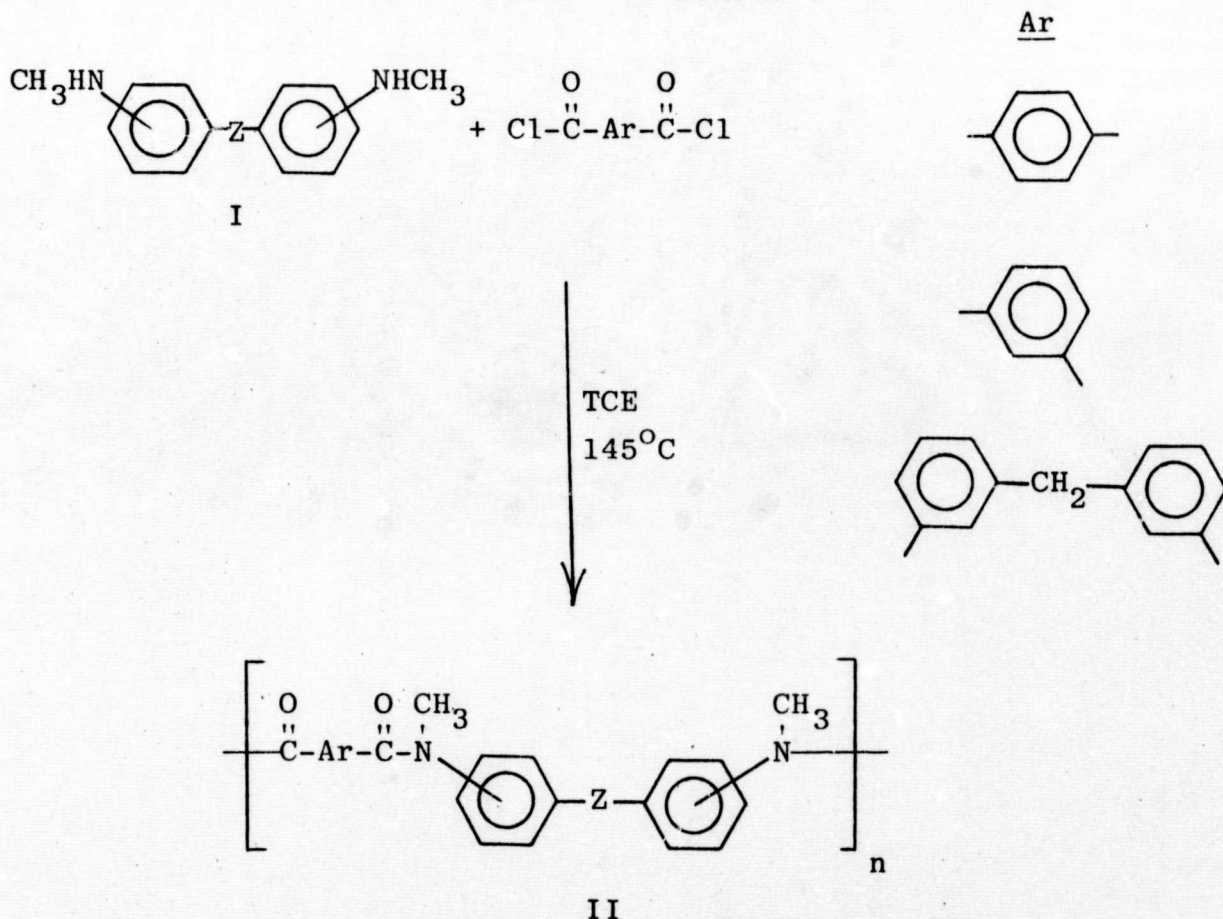
INTRODUCTION

Due to chain stiffness and intermolecular hydrogen bonding between amide groups, wholly aromatic polyamides¹⁻⁴ have been noted for their high melting points, good thermal stability, difficult processability, and limited solubility in organic solvents. The thermoplastic processing of these polymers has been greatly hindered because they lack any softening or melting tendencies at routine processing temperatures, which often coincide with polymer decomposition temperatures.⁵ One method for improving the processability and solubility of aromatic polyamides has been to vary the structural backbone of the polymer. Efforts have been made to lower the glass transition temperatures (T_g) by introducing flexibilizing groups between phenyl rings.⁶ Recently Takatsuka et al. reported an increase in the solubility of aromatic polyamides due to methyl-substituted phenylene linkages.⁷

The current study concerns the preparation of wholly aromatic polyamides of type II from secondary aromatic diamines of type I and aromatic diacid chlorides as illustrated in Reaction Scheme 1. Polyamides II thus lack amide hydrogens, and this structural feature should produce a lowering of their T_g 's and improved solubility. Previous work on aliphatic polyamides has shown that N-alkylation eliminates intermolecular hydrogen bonding thereby converting rigid, insoluble, highly crystalline polymers into soft, flexible, more soluble materials

with lower melting temperatures.⁸ In some cases the N-methylation of aliphatic polyamides has not only lowered melting points but destroyed crystallinity altogether.⁹ In the present investigation, the effect of N-methyl substitution in aromatic polyamides has been studied with regard to T_g , crystallinity, thermal stability and solubility.

Reaction Scheme 1



ORIGINAL PAGE IS
OF POOR QUALITY

EXPERIMENTAL

ORIGINAL PAGE IS
OF POOR QUALITY

Materials

Commercial isophthaloyl dichloride was distilled and then recrystallized from hexane, mp 43-44°C. Monomer grade terephthaloyl dichloride, mp 83-84°C, and 3,3'-diphenylmethane dicarboxylic acid dichloride,¹⁰ mp 110°C were purified by vacuum sublimation at 80°C and 108°C, respectively.

The N-methylated diamines (Ia-d) used in this study were prepared from the corresponding primary amines (IIIa-d)¹¹ as shown in Reaction Scheme 2. 4,4'-Bis(methylamino)diphenylmethane (Ia) was more conveniently prepared from the condensation of N-methylaniline with formaldehyde in 73% yield.¹²

Polymerization solvents s-tetrachloroethane (TCE) and N,N-dimethylacetamide (DMAC) were distilled from calcium hydride and stored over 4 Å molecular sieves.

3,3'-Bis(methanesulfonamido)diphenylmethane (IVb). 3,3'-Diaminodiphenylmethane (IIIb), (10.00 g, 0.0504 mole) was dissolved in 150 ml of dry pyridine and the resulting solution was cooled to 10°C in an ice bath. Methanesulfonyl chloride (12.71 g, 0.111 mole) was added to the solution dropwise over a period of 0.5 hr while the temperature was maintained at 10-15°C. The solution was allowed to warm to 25°C over 1.5 hr, heated at 90°C for 2 hr, and then poured into a vigorously stirred ice-concentrated hydrochloric acid slurry. The product, which precipitated as a tan solid, was filtered, dried, and recrystallized from

N-METHYL SUBSTITUTED AROMATIC POLYAMIDES*

THOMAS D. GREENWOOD,** RICHARD A. KAHLEY and JAMES F. WOLFE,[†]
Department of Chemistry, Virginia Polytechnic Institute and
State University, Blacksburg, Virginia 24061, and ANNE ST. CLAIR
and NORMAN J. JOHNSTON, NASA-Langley Research Center, Hampton,
Virginia 23665

Synopsis

A series of N-methyl substituted aromatic polyamides derived from the secondary aromatic diamines, 4,4'-bis(methylamino)-diphenylmethane, 3,3'-bis(methylamino)diphenylmethane, 4,4'-bis(methylamino)benzophenone or 3,3'-bis(methylamino)benzophenone and isophthaloyl dichloride, terphthaloyl dichloride or 3,3'-diphenylmethane dicarboxylic acid dichloride was prepared by high temperature solution polymerization in s-tetrachloroethane. Compared to analogous unsubstituted and partially N-methylated aromatic polyamides, the full N-methylated polyamides exhibited significantly lower glass transition temperatures (T_g), reduced crystallinity, improved thermal stability and good solubility in chlorinated solvents.

*Paper presented in part at the 28th Southeastern Regional Meeting of the American Chemical Society, Gatlinburg, Tennessee October, 1976.

**Present address: Department of Chemistry, King College, Bristol, Tennessee 37620

[†]To whom all correspondence should be addressed.

ethyl acetate-hexane to give 15.18 g (85%) of IVb as nearly colorless crystals, mp 161-162°C. $^1\text{HNMR}$ (DMSO- d_6); 9.68 δ (2H, s, amide), 7.08 δ (8H, m, phenyl), 3.90 δ (2H, s, methylene), and 2.98 δ (6H, s, sulfonamide methyl).

ANAL. Calcd for $\text{C}_{15}\text{H}_{16}\text{N}_2\text{O}_5\text{S}_2$: C, 50.83%; H, 5.11%; N, 7.91%.

Found: C, 50.55%; H, 4.99%; N, 7.63%.

4,4'-Bis(methanesulfonamido)benzophenone (IVc). Using the same procedure as described for IVb, this compound was prepared from 4,4'-diaminobenzophenone (IIIc), (19.50 g, 0.0920 mole) in 79% yield, mp 280-281°C from 2-methoxyethanol. $^1\text{HNMR}$ (DMSO- d_6); 10.44 δ (2H, s, amide), 7.57 δ (8H, m, phenyl), and 3.15 δ (6H, s, sulfonamide methyl).

ANAL. Calcd for $\text{C}_{15}\text{H}_{16}\text{N}_2\text{O}_5\text{S}_2$: C, 48.90%; H, 4.38%; N, 7.60%.

Found: C, 49.23%; H, 4.40%; N, 7.58%.

3,3'-Bis(methanesulfonamido)benzophenone (IVd). This compound was prepared in 71% yield from 10.00 g (0.0472 mole) of 3,3'-diaminobenzophenone (IIIId), mp 199-200°C for methanol. $^1\text{HNMR}$ (DMSO- d_6); 10.06 δ (2H, s, amide), 7.56 δ (8H, m, phenyl), and 3.08 δ (8H, m, phenyl), and 3.08 δ (6H, s, sulfonamide methyl).

ANAL. Calcd for $\text{C}_{15}\text{H}_{16}\text{N}_2\text{O}_5\text{S}_2$: C, 48.90%; H, 4.38%; N, 7.60%.

Found: C, 48.94%; H, 4.39%; N, 7.94%.

3,3'-Bis(N-methylmethanesulfonamido)diphenylmethane (Vb).

Sulfonamide IVb (48.45 g, 0.137 mole) was dissolved in 200 ml of hexamethylphosphoramide (HMPA) and powdered potassium hydroxide (30.66 g, 0.547 mole) was added. The mixture was heated to 90°C during which time the potassium hydroxide dissolved. Upon cooling to 25°C the sulfonamide salt precipitated, but gradually dissolved as methyl iodide (77.74 g, 0.547 mole) was added dropwise over a period of 0.5 hr. After the addition was complete the mixture was heated at 60°C for 1 hr, cooled to 25°C, and the product was then precipitated by pouring into an ice-water slurry in a blender. The air dried, light tan-colored solid weighed 51.5 g (98%), mp 103.5-105°C. Recrystallization from benzene-hexane using neutral Norite afforded 48.5 g (93%) of Vb as nearly colorless crystals, mp 105-106°C. ¹HNMR (CDCl₃); 7.16 δ (8H, m, phenyl), 4.00 δ (2H, s, methylene), 3.32 δ (6H, s, N-methyl), and 2.84 δ (6H, s, sulfonamide methyl).

ANAL. Calcd. for C₁₇H₂₂N₂O₄S₂: C, 53.38%; H, 5.80%; N, 7.32 %.

Found: C, 53.65%; H, 5.80%; N, 7.56%.

4,4'-Bis(N-methylmethanesulfonamido)benzophenone (Vc).

This compound was prepared following the procedure for Vb from sulfonamide IVc (36.8 g, 0.100 mole) to give 38.1 g (96%) of Vc as colorless crystals, mp 158-159°C from ethyl acetate-hexane. ¹HNMR (CDCl₃); 7.70 δ (8H, m, phenyl), 3.40 δ (6H, s, N-methyl), and 2.94 δ (6H, s, sulfonamide methyl).

ANAL. Calcd for C₁₇H₂₀N₂O₅S₂: C, 51.50%; H, 5.08%; N, 7.07%.

Found: C, 51.55%; H, 5.11%; N, 7.37%.

3,3'-Bis(N-methylmethanesulfonamido)benzophenone (Vd).

Following the previous procedure, this compound was prepared from sulfonamide IVd (57.40 g, 0.156 mole) in 92% yield, mp 208-209°C from diglyme. ¹HNMR (DMSO-d₆); 7.80 δ (8H, m, phenyl), 3.34 δ (6H, s, N-methyl), and 3.04 δ (6H, s, sulfonamide methyl).
ANAL. Calcd for C₁₇H₂₀N₂O₅S₂: C, 51.50%; H, 5.08%; N, 7.07%.
Found: C, 51.23%; H, 4.97%; N, 7.04%.

3,3'-Bis(methylamino)diphenylmethane (Ib). Bis-N-methyl-

sulfonamide Vb (10.00 g, 0.0261 mole) was dissolved in 100 ml of a 60:40 (v/v) acetic acid-concentrated-sulfuric acid mixture. The solution was stirred at 50°C for 24 hr, poured into 500 ml of an ice-water slurry and sodium hydroxide added until the pH of the solution was 9.0. The oily diamine was extracted with chloroform and the solution dried over anhydrous magnesium sulfate. The chloroform was removed on a rotary evaporator and the tan oily residue distilled. The fraction distilling at 168°C (0.05 mm) was collected as a nearly colorless oil, 4.02 g (68%).
¹H NMR (CDCl₃); 6.72 δ (8H, m, phenyl), 3.74 δ (2H, s, methylene). 3.44 δ (2H, s, amino), and 2.60 δ (6H, s, N-methyl)
ANAL. Calcd for C₁₅H₁₈N₂: C, 79.60%; H, 8.03%; N, 12.38%.
Found: C, 79.33%; H, 7.88%; N, 12.66%.

4,4'-Bis(methylamino)benzophenone (Ic). Following the procedure for diamine Ib, this compound was prepared from bis-N-methylsulfonamide Vc (1.00 g, 0.00253 mole) in 82% yield, mp 130-131°C from benzene-hexane (lit.¹³ mp 130°C). ¹HNMR (CDCl₃);

7.26 δ (8H, m, phenyl), 4.36 δ (2H, 2, amino), 2.98 δ (6H, s, N-methyl).

ANAL. Calcd for $C_{15}H_{16}N_2O$: C, 74.98%; H, 6.71%; N, 11.85%.
Found: C, 74.63%; H, 6.63%; N, 11.77%.

3,3'-Bis(methylamino)benzophenone (Id). This compound was obtained as described above from bis-N-methylsulfonamide Vd (7.80 g, 0.0204 mole) as a yellow viscous oil, which was distilled at 239-241 $^{\circ}$ (0.30 mm); yield 3.13 g (64%). 1H NMR ($CDCl_3$); 7.40 δ (8H, m, phenyl), 3.80 δ (2H, s, amino), and 2.78 δ (6H, s, N-methyl).

ANAL. Calcd for $C_{15}H_{16}N_2O$: C, 74.98%; H, 6.71%; N, 11.85%.
Found: C, 75.27%; H, 6.89%; N, 11.54%.

Polymers

The following procedure is representative of that used for the preparation of N-methylated polyamides IIa-e (Table I). Polymer yields were essentially quantitative in all cases.

Polyamide (IIb) from 4,4'-bis(methylamino)diphenylmethane (Ia) and isophthaloyl dichloride. s-Tetrachloroethane (30 ml) was added to a stirred mixture of diamine Ia (4.52 g, 0.020 mole) and isophthaloyl dichloride (4.06 g, 0.020 mole) contained in a 50 ml resin kettle under a flow of dry nitrogen. The resulting solution was then heated at 110 $^{\circ}C$ for 1 hr, and at 145 $^{\circ}C$ for 2 hr. The viscous, yellow solution was cooled to 30 $^{\circ}C$, diluted with 20 ml of chloroform and the polymer was precipitated as a white, fibrous solid by pouring slowly into hexane in a blender.

After washing several times with hexane, the polymer was air dried and then dried in vacuo at 150°C for 12 hr to yield 7.10 g (99%) of IIb.

Copolymer VII from 4,4'-bis(methylamino)diphenylmethane (Ia), 4,4'-diaminodiphenylmethane (IIIa) and isophthaloyl dichloride. Diamine Ia (2.26 g, 0.0100 mole), diamine IIIa (1.98 g, 0.0100 mole) and isophthaloyl dichloride (4.06 g, 0.0200 mole) were weighed into a 50 ml resin kettle and 30 ml of TCE was added. A light tan precipitate formed almost immediately after initial dissolution of the monomers and persisted throughout the polymerization reaction. The mixture was heated gradually to 145°C and maintained at that temperature for 21 hr, after which time the mixture was watery and hydrogen chloride evolution had ceased. The cooled mixture was precipitated into hexane in a blender and the granular polymer was filtered, washed with hexane, and dried in vacuo at 150°C for 14 hr. The yield was 5.3 g (77%).

Preparation of Films

Films of the N-methyl-substituted polyamides IIa-e were made from 7% (w/w) chloroform solutions of the polymers. The film of unsubstituted polyamide VI was prepared from a 7% DMAc solution. Solutions were doctored onto soda-lime glass plates in an enclosed dust-free area at a relative humidity of 10-20%. A blade gap of 15 mil was washed to ensure a final film thickness of approximately 1 mil. A 4 mil blade gap was used to produce thinner films for

infrared analysis. The cast solutions were dried in air for 2 hr at room temperature until tack-free. The films were then heated in a forced air oven for 1 hr each at 100°C and 200°C. The properties of the cured films are summarized in Table II.

Characterization of Polymers

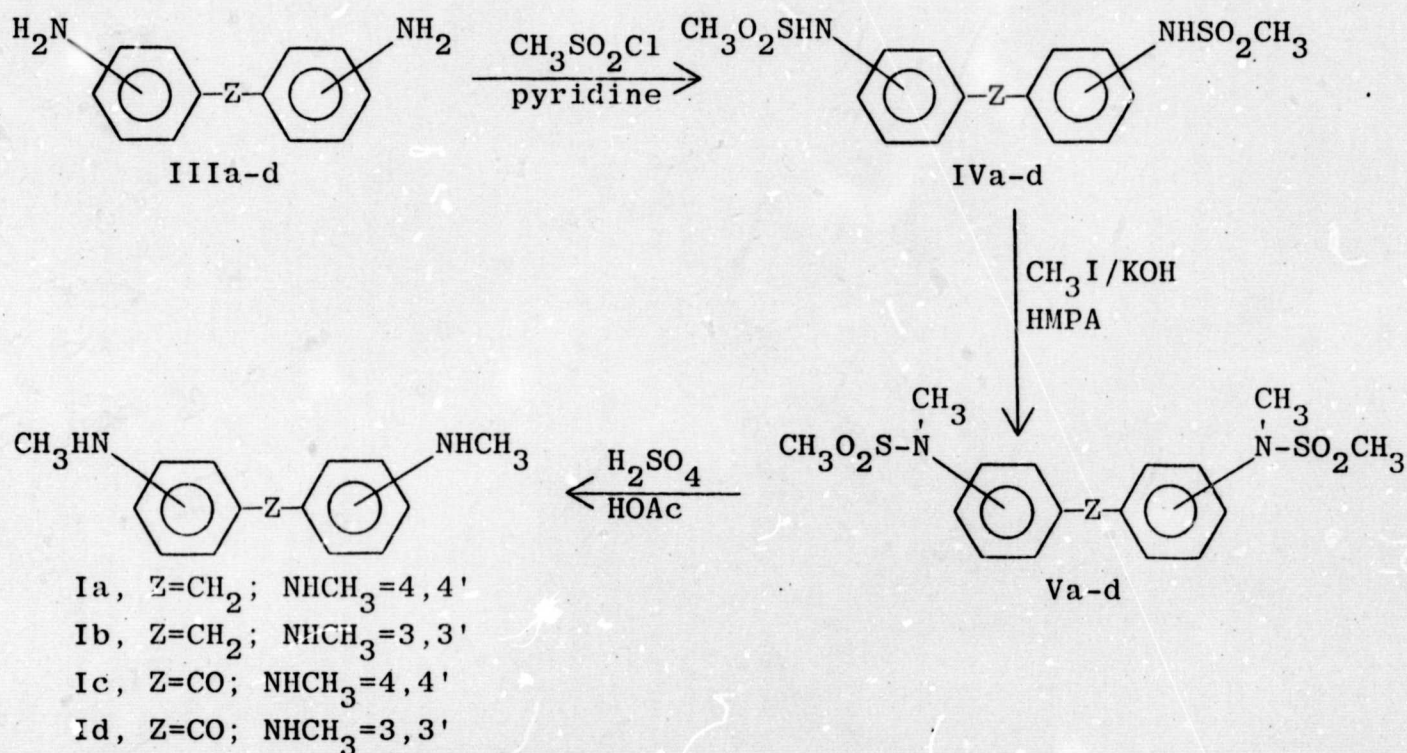
Inherent viscosities of the polyamide solutions were determined at 0.5% in chloroform or DMAc at 35°C (Table II). Infrared spectra of the polyamide films were obtained on a Digilab FTS-15 IR in a nitrogen atmosphere.

Elemental analyses of the polymers were performed on polyamide powders by Galbraith Laboratories, Knoxville, Tennessee (Table II). Solubilities of films cured to 200°C were obtained at 2% (w/w) at room temperature in chloroform, TCE, DMAc, N,N-dimethylformamide (DMF), and N-methylpyrrolidone (NMP)(Table II). Glass transition temperatures (T_g) of polyamide films or powders were determined by differential scanning calorimetry (DSC) on a DuPont Model 990 Thermal Analyzer with the Standard DSC cell attachment in a nitrogen atmosphere at 20°C/min. Torsional braid analyses¹⁴ (TBA) were performed under nitrogen at a heating rate of 3°C/min on glass fiber braids which had been coated with 7% chloroform or DMAc polymer solutions and preheated to 250°C in nitrogen. Thermogravimetric analyses of films IIa-IIe, VI, and powder VII were performed in a nitrogen atmosphere using a Perkin Elmer TGS-2 Thermogravimetric System and a heating rate of 2.5°C/min.

Monomer Synthesis

The N,N'-dimethyl aromatic diamines (Ia-d) were synthesized in overall yields of 42-62% from their respective unmethylated analogs (IIIa-d) by conversion of the latter to the corresponding methanesulfonamides or trifluoroacetamides followed by N-methylation and subsequent amide hydrolysis as shown in Reaction Scheme 2. The trifluoroacetamide route,¹⁵ proved to be less desirable than the methanesulfonamide procedure, owing to premature cleavage of the trifluoroacetyl group and subsequent polymethylation during the alkylation step.

Reaction Scheme 2



Polymer Synthesis

Since preliminary studies using low temperature solution and interfacial methods consistently resulted in low molecular weight polymer, the N-methylated polyamides IIa-e were prepared by high temperature solution polymerization at concentrations of 15% solids (w/w). Although several different solvents including nitrobenzene, DMAC, hexamethylphosphoramide, chloroform and TCE were used in the polymerization studies, only the latter solvent afforded polyamides with $\eta_{inh} \bar{=} 0.35$, which could be cast into flexible films. Unfortunately, all polymers derived from the 3,3'-substituted diamines (Ib and Id) had very low solution viscosities, due presumably to the presence of small amounts (<5% by HPLC) of persistent impurities in the diamines which could not be removed by vacuum distillation. Consequently, these polymers were not investigated further.

In order to more clearly evaluate the effect of N-methylation on the thermal and solubility properties of aromatic polyamides, the unmethylated analog VI of the completely methylated polyamide IIb was prepared by low temperature solution polymerization in DMAC according to a literature procedure.¹⁶ Likewise, the partially N-methylated copolymer VII, derived from diamine IIIb and diamine Ia (1:1) and isophthaloyl dichloride, was prepared for further comparison.

Infrared spectra of both the unsubstituted polyamide VI and partially methylated copolymer VII displayed a broad absorption peak centered at 3300 cm^{-1} due to hydrogen-bonded NH groups. This peak was absent in spectra of polyamides IIa-e. Spectra of VI and VII contained three additional peaks attributable to Amide I, II and III bands¹⁷ at 1650 cm^{-1} (C=O stretch), 1530 cm^{-1} (CNH), and 1250 cm^{-1} (CNH) respectively. Only the Amide I band at 1650 cm^{-1} was present in spectra of the N-methylated polymers IIa-e. A peak of medium intensity at 1435 cm^{-1} in the spectra of the latter was thought to be due to N-CH₃ deformation, since this peak was absent or very weak in the spectra of polymers VI and VII.

Thermal Properties

Melt and T_g characterization. T_g values of the polyamides determined in an inert environment are listed in Table I. In almost every case, the values determined by TBA, a thermomechanical technique, closely agreed with those obtained by the enthalpy changes of DSC. The T_g values obtained by DSC were questionable for those films that had been pretreated in air, and showed evidence of decomposition (films IIc, VI and VII). The TBA method gave more reliable values for these polymers since the braids were pretreated in a dry nitrogen atmosphere. However, when polyamide IIc was pretreated at 200°C in nitrogen rather than air, presumably oxidation of the methylene groups was minimized and its T_g (129°C) by DSC was almost identical to that found by TBA (130°C).

The T_g data in Table I clearly demonstrate that incorporation of methyl groups in place of amide hydrogens proved to be a successful approach for significantly lowering the T_g values of these polymers. For example, the T_g of polymer IIb (162°C) was over 100°C lower than that of its unsubstituted analog, polymer VI (280°C). Likewise, the softening temperature of polymer IIa was found to be much lower than that of its unsubstituted analog, which has been reported at >360°C.² The T_g values of the N-methylated polyamides were further reduced by varying the molecular structure of the diacid chloride monomers and thereby introducing more flexibilizing groups. In the series of polymers IIa-IIc containing the diphenylmethane moiety in the

diamine portion, the T_g 's ranged from 179°C for IIa derived from the rigid terephthaloyl monomer, to a minimum of 129°C for polymer IIc derived from the more flexible diphenylmethane diacid chloride. A similar ($\Delta T_g = 27^\circ\text{--}32^\circ\text{C}$) was noted in the values of polymers IIId and IIe prepared from substituted benzophenone diamines. Copolymer VII, in which theoretically one-half of the amide nitrogens are methylated, exhibited a T_g (210°C) midway between that of the unsubstituted polymer VI (281°C) and the completely N-methylated polymer IIb (159°C). It is also interesting to note that the polyamides containing the $-\text{CH}_2-$ moiety in the amine portion of the repeat unit had T_g values 26°-28°C lower than those made with the $-\text{CO}-$ moiety (IIb vs IIId and IIc vs IIe). Similar variations in T_g have been observed with aromatic polyimides¹¹ and unsubstituted aromatic polyamides⁶ containing related $-\text{CH}_2-$ and $-\text{CO}-$ Z-group substitution.

Hill and Walker⁹ found that partial N-methylation reduced crystallinity in aliphatic polyamides, and that 100% N-methylation eliminated crystallinity altogether. They reasoned that N-alkylation facilitated separation of polymer chains causing both linear and lateral disorder, thus inhibiting crystallization. This same phenomenon was observed in the present work. Of the five N-methylated polyamide films studied, all were amorphous except those of polyamides IIa and IIb which showed evidence of semicrystalline behavior when cast from 7% chloroform solutions. DSC scans illustrating this behavior for polyamide IIa are reproduced in Figure 1. The melt endotherm at 306°C in the first DSC curve indicates at least a low degree of crystallinity;

however, a second DSC scan after the film had been melted and quenched in liquid nitrogen showed that the polymer film had become completely amorphous with a T_g of 179°C . The TBA spectrum of this same polymer, Figure 2, showed a more intense T_g damping peak on cooling (174°C) than on heating (181°C).

These observations indicate that the crystalline character of the material disappears after a melt/quench operation. Similar behavior has been noted for semicrystalline polyimides.¹⁸ Unsubstituted polyamide VI was thought to be partly crystalline due to opaqueness of the polymer film. Unfortunately, melting points by DSC for VI or for copolymer VII were difficult to ascertain due to decomposition of the samples at temperatures around 300°C . The TBA spectrum of the polyamide VI suggested a melt at 380°C , compared to a previously reported value of 350°C .³ Another source, however, reported difficulty in characterizing this polymer because it underwent decomposition at 360°C .¹⁹

Thermal Stability. Thermogravimetric analysis (TGA) of polyamides pretreated at 200°C in air are presented in Figure 3. Polymer decomposition temperatures (PDT) shown in parentheses were obtained as the intersection of tangents drawn to the zero and maximum weight loss portions of the TGA curves. Polyamide VI, which contains no methyl substitution, displayed the lowest thermal stability with a PDT of 480°C . Partial substitution of the amide hydrogens with methyl groups (copolymer VII) increased the PDT by 15°C . Full N-methyl substitution as in polyamide IIb raised the PDT to 535°C . In contrast to our findings, a recent

study on wholly aromatic polyamides containing either terephthaloyl or isophthaloyl linkages showed that methyl substitution on the phenylene rings of the polymer chain lowered thermal stability.⁷

Solubility of N-Methylated Polyamides

ORIGINAL PAGE IS
OF POOR QUALITY

Room temperature solubilities of the subject polyamides in a variety of chlorinated and amide solvents are presented in Table II. The solubilities of IIa-e and VI and powdered copolymer VIII, all preheated to 200°C in air, were determined at 2% concentrations (w/w). With the exception of polyamide IIc, all of the N-methylated polymers were readily soluble in both chlorinated and amide solvents. However, a film of IIc was rendered completely soluble by preheating it in a nitrogen atmosphere, thereby minimizing the possibility for air-induced crosslinking of the methylene groups. Other authors have reported the effect of oxidative crosslinking on solubility for both aromatic polyamides¹⁹ and polyimides²⁰ containing methylene groups in the diamine portions of the molecular chains. In the present study, however, only the solubility of polyamide IIc containing methylene linkages in both the diamine and diacid chloride segments was significantly altered by oxidation.

Polyamides VI and VII, unlike their N-methylated analogs, were totally insoluble in TCE or chloroform, and only polyamide VI showed solubility in amide solvents. Improvement in the solubility of polyamides after removal of intermolecular hydrogen-bonding forces by N-alkylation has been previously noted.

Thus, by replacing one-half of the N-hydrogens with methyl groups, Preston was able to improve solubility of wholly aromatic ordered copolymers in DMAc.²¹ Similarly, Shashoua and Earekson found such remarkable solubility associated with N-alkylated partially aromatic polyamides that they had difficulty finding a non-solvent for their materials.²⁰

Effect of Solvent on Polyamide Properties

Difficulty in removing all traces of solvent from N-substituted polyamides has been reported by Khar'kov, et al.²³ in a study of polymers substituted with hydroxyethyl and cyanoethyl groups. In the present study, a cure temperature of at least 200°C for one hr was necessary to remove solvent from the N-substituted polyamide films prepared in TCE and cast from chloroform solutions. Early in this investigation a drying temperature of 100°C was used in order to prevent thermal decomposition of the films. However, DSC and TBA spectra of these pretreated films yielded unusually low T_g values and an extra unidentified peak at 90°C. However, when the films were cured at 200°C prior to DSC or at 250°C prior to TBA measurements, plasticization by solvent was eliminated and the T_g data became reproducible. The plasticizing solvent was not chloroform as originally suspected but, was identified by FT infrared as TCE, the polymerization medium. Apparently pretreatment of the polyamide films overnight in a vacuum oven at 150°C had not been sufficient to remove it. The amount of TCE remaining in films heated only at 100°C for one hr was estimated by TGA to

be around 10% by weight. The remarkable ability of this solvent to remain bound to polymer chains well above its boiling point of 146°C has been observed previously with polyphenylquinoxalines.²⁴

Acknowledgement

The authors gratefully acknowledge the kind assistance of Dr. Philip R. Young in assaying the purity of the diamine monomers by means of liquid chromatography. This work was supported at Virginia Polytechnic Institute and State University by the National Aeronautics and Space Administration, Grant No. NSG 1064.

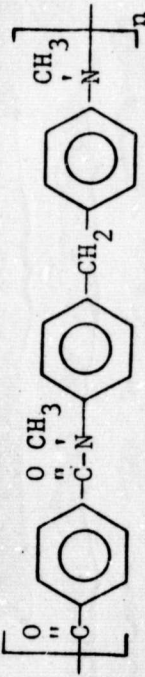
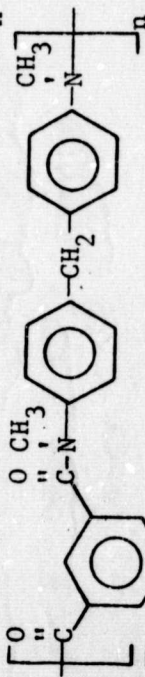
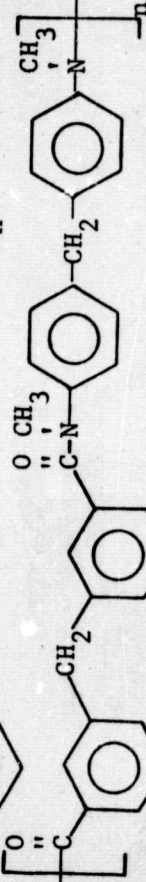
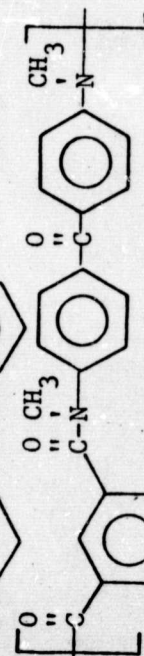
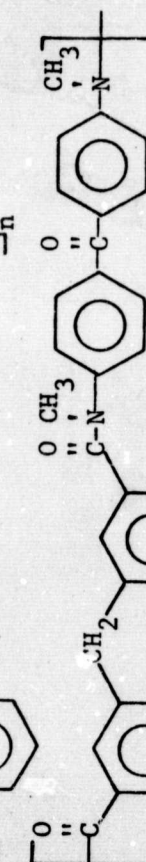
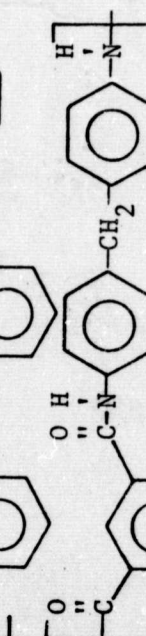
REFERENCES

1. H. W. Hill, Jr., S. L. Kwolek, and W. Sweeny, U. S. Patent 3,094,511 (1963), assigned to E. I. DuPont de Nemours and Company, Inc.
2. R. A. Dine-Hart, B. J. C. Moore, and W. W. Wright, J. Polym. Sci. B, 2, 369 (1964).
3. P. W. Morgan, Condensation Polymers: By Interfacial and Solution Methods, Interscience, New York, 1965, p. 182.
4. W. B. Black and J. Preston, Man-Made Fibers. Science and Technology, Vol. 2, H. F. Mark, S. M. Atlas, and E. Cernia, ed., Interscience, New York, 1969, pp. 297-364.
5. G. Bier, Advan. Chem. Ser. 1969, No. 91, 612-27.
6. V. Guidotti and N. J. Johnston, paper presented at the 167th Meeting, American Chemical Society, Los Angeles, April 1974; Polym. Preprints, 15(1), 570 (1974).
7. R. Takatsuka, K. Uno, F. Toda, Y. Iwakura, J. Polym. Sci.: Polym. Chem. Ed., 15(8), 1905 (1977).
8. V. V. Korshak, The Chemical Structure and Thermal Characteristics of Polymers, Keter Press, Jerusalem, 1971, pp. 88-89.
9. R. Hill and E. E. Walker, J. Polym. Sci., 3:609 (1948).
10. R. W. Beattie and R. H. F. Manske, Can. J. Chem., 42, 223 (1964); N. K. Moshehinskaya, et al., Neftekhimiya, 2, 541 (1962) [Chem. Abstr., 59, 1521a (1963)].
11. V. L. Bell, B. L. Stump, and H. Gager, J. Poly. Sci.: Polym. Chem. Ed., 14(9), 2275 (1976).

12. W. R. Sorensen and F. W. Campbell, Preparative Methods of Polymer Chemistry, 2nd Edition, Interscience, New York, N.Y., 1968, p. 129.
13. J. V. Braun, Chem. Ber., 37, 2677 (1904).
14. S. K. Dalal, G. L. Carl, A. T. Inge, and N. J. Johnston, paper presented at the 167th Meeting, American Chemical Society, Los Angeles, April 1974; Polym. Preprints, 15 (1), 576 (1974).
15. R. A. W. Johnstone, D. W. Payling and C. Thomas, J. Chem. Soc., C, 2223 (1969).
16. S. L. Kwolek, P. W. Morgan, and W. R. Sorensen, U. S. Patent 3,063,966 (11/13/62), assigned to E. I. Dupont de Nemours and Company, Inc.
17. L. J. Bellamy, The Infrared Spectra of Complex Molecules, John Wiley and Sons, Inc., New York, 1966, pp 207-212.
18. T. L. St. Clair and A. K. St. Clair, J. Polym. Sci.: Polym. Chem. Ed., 15(6), 1529 (1977).
19. O. Y. Fedotova, V. I. Gorokhov, and V. V. Korshak, Vysokomol. Soyed. A16: No. 6, 1228 (1974).
20. T. L. St. Clair, A. K. St. Clair, and E. N. Smith, paper presented at 173rd Meeting, American Chemical Society, San Francisco, September 1976; Polym. Preprints, 17(2), 359 (1976).
21. J. Preston, J. Polym. Sci., A-1, 4, 529 (1966).
22. V. E. Shashoua and W. M. Eareckson III, J. Polym. Sci., Vol. XL, 343 (1959).
23. S. N. Khar'kov, N. V. Kulagin, L. I. Voronchikhina, and Kabanov, Vysokomol. soyed. A17: No. 2, 365 (1975).

24. A. K. St. Clair and N. J. Johnston, J. Polym. Sci.:
Polym. Chem. Ed., 15, 3009 (1977).

TABLE I. GLASS TRANSITION TEMPERATURES OF POLYAMIDES

Polymer No.	Polyamide Structure	DSC T_g ($^{\circ}\text{C}$) ^a	TBA T_g ($^{\circ}\text{C}$) ^b
IIa		179 ($T_m = 306$)	181 ($T_m = 308$) 174 on cooling
IIb		162 ($T_m = 345$)	159 ($T_m = 340$)
IIc		154 (decomp.) 129 (film cured in N_2)	130
IIId		184	185
IIe		157	153 158 on cooling
VI		255 (decomp.) 280 after cooling	257 ($T_m = 380$) 281 on cooling
VII	Unsubstituted Polymer 1:1 Copolymer (IIb and VI)	179 (decomp.) ^c	210

^aDSC scans at $20^{\circ}\text{C}/\text{min}$ in nitrogen were obtained from films preheated to 200°C in air.
^bTBA spectra at $30^{\circ}\text{C}/\text{min}$ in nitrogen were obtained from braids preheated to 250°C in nitrogen.
^cFilm unattainable, DSC was run on powder preheated to 200°C in air.

ORIGINAL PAGE IS
OF POOR QUALITY

TABLE II. ELEMENTAL ANALYSES AND PHYSICAL PROPERTIES OF POLYAMIDES

Polymer No.	Elemental Analysis		η_{inh}	Film Characteristics (Preheated at 200°C)		Solubility
	C	H		N		
IIa	Calcd.	77.51	5.66	7.86	Pale Yellow-Colorless Brittle	a
	Found	77.27	5.67	7.72		
IIb	77.51	5.66	7.86	Pale Yellow-Colorless Brittle (N ₂ /Colorless, Flexible)	0.68 CHCl ₃	a
	77.27	5.70	7.78			
IIc	80.69	5.87	6.27	P. Yellow Brittle (N ₂ /colorless, Flexible)	0.42 CHCl ₃	a
	80.42	5.75	6.12			
IIId	74.58	4.90	7.56	Colorless Flexible	0.35 CHCl ₃	a
	74.31	4.92	7.38			
IIe	78.24	5.25	6.08	P. Yellow Flexible	0.36 CHCl ₃	a
	78.05	5.25	5.99			
VI	76.81	4.91	8.53	Yellow Opaque	0.80 DMAC	b
	75.53	4.96	8.97			
VII	77.17	5.30	8.18	Brown Powder	insol.	c
	75.45	5.30	8.70			

a = soluble in CHCl₃, TCE, DMAC, DMF, NMP

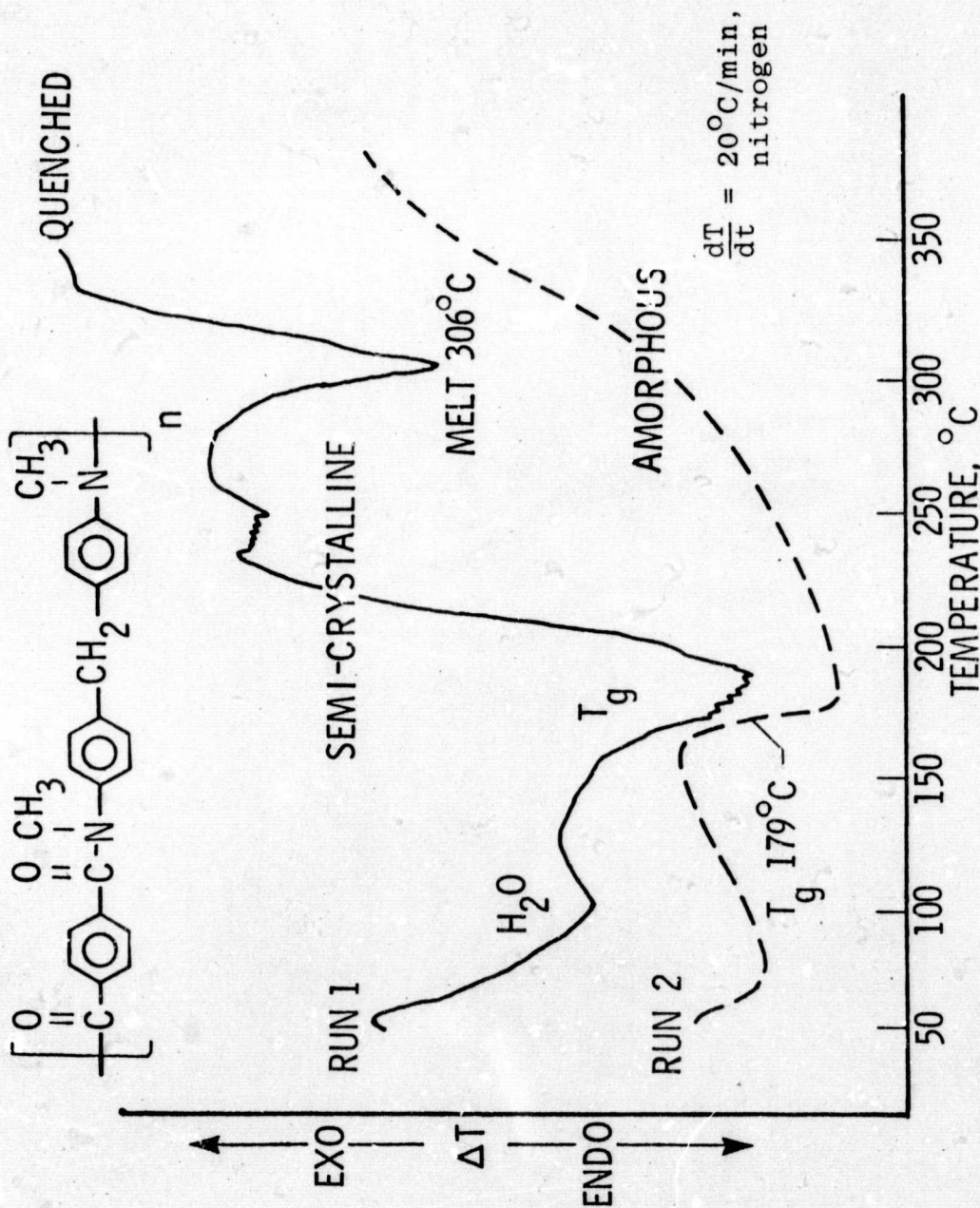
b = insoluble in CHCl₃, TCE; soluble in DMAC, DMF, NMP

c = insoluble in CHCl₃, TCE; partially soluble in DMAC, DMF, NMP

Figure 1

DSC Scan of Polyamide IIa Film

Preheated in Air at 200°C.



ORIGINAL PAGE IS
OF POOR QUALITY

Figure 2

Torsional Braid Analysis of Polyamide IIa;

Braid Preheated in Nitrogen to 250°C

ORIGINAL PAGE IS
OF POOR QUALITY

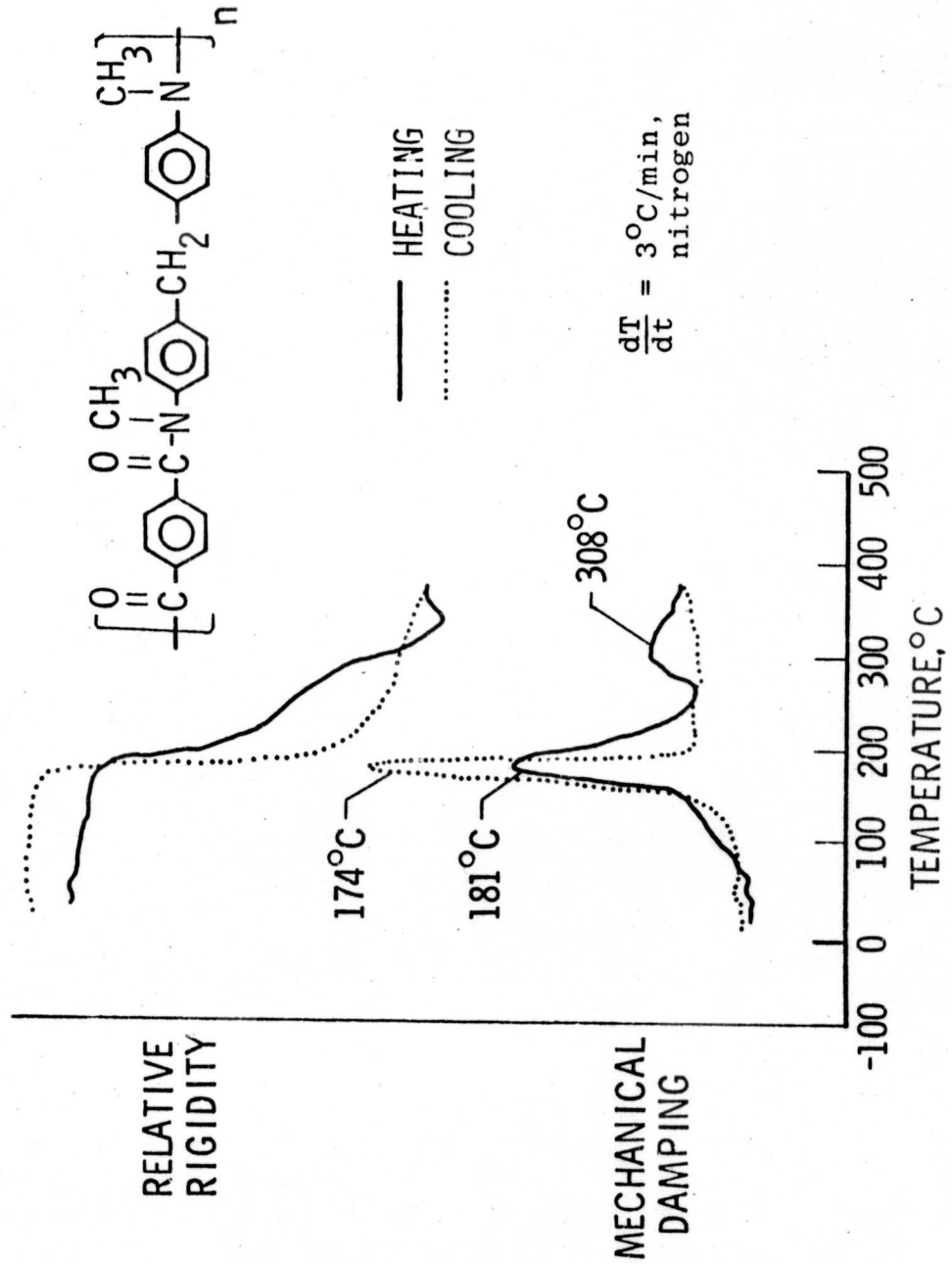
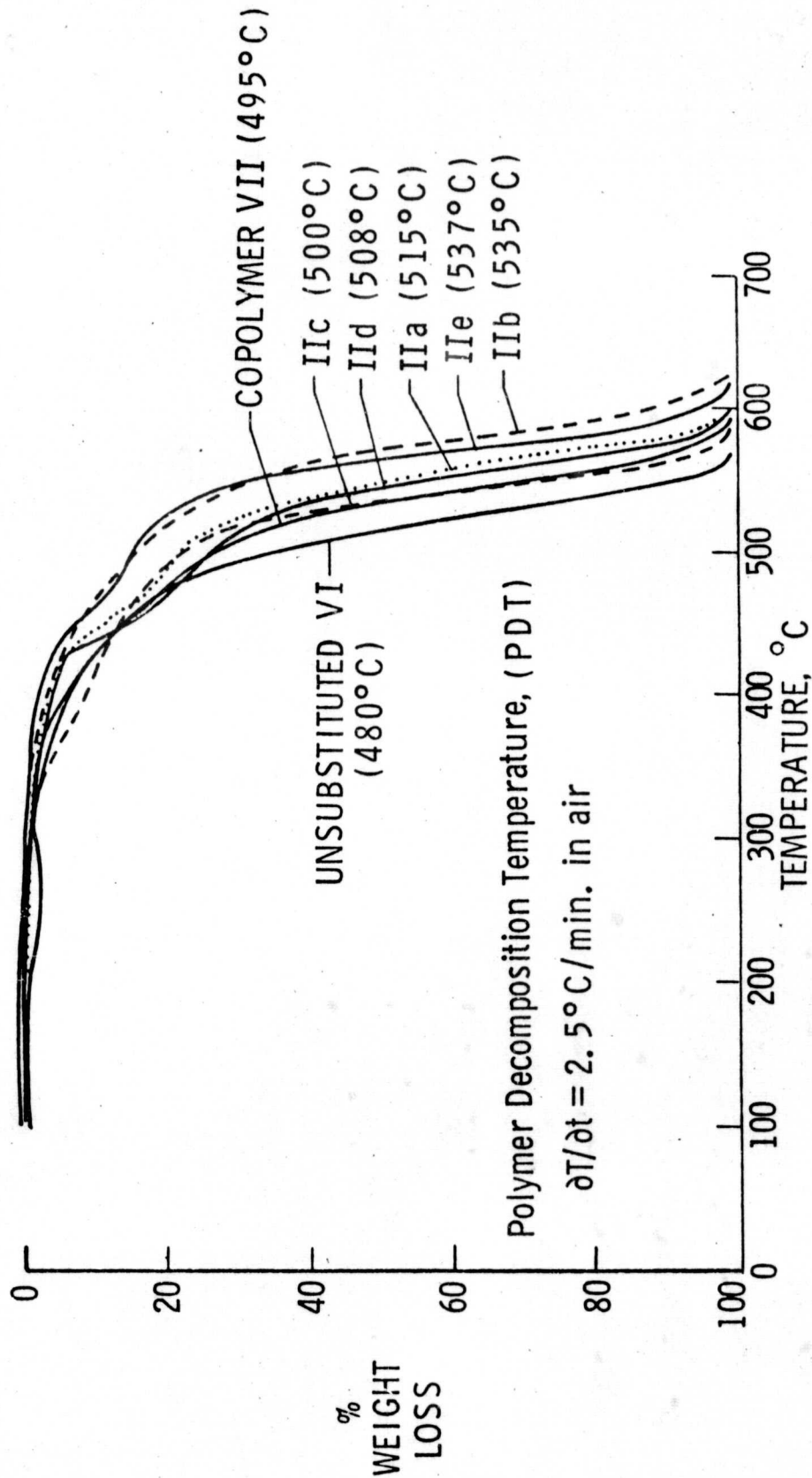


Figure 3

Dynamic TGA Spectra of Polyamides Preheated to 200°C in Air



ORIGINAL PAGE 1
 OF POOR QUALITY

