

NASA CR-167,779

NASA-CR-167779
19830007488

A Reproduced Copy
OF

Reproduced for NASA
by the
NASA Scientific and Technical Information Facility

LIBRARY COPY

1675-1985

LANGLEY RESEARCH CENTER
LIBRARY NASA
HAMPTON, VIRGINIA

FFNo 672 Aug 65




NF01437

E83 10117

NASA CR 16-7779


"Made available under NASA sponsorship
in the interest of early and wide dis-
semination of Earth Resources Survey
Program information and without liability
for any use made thereof."



(E83-10117) PROCEEDINGS OF THE NASA
WORKSHOP ON SURFACE FITTING (Texas A&M
Univ.) 217 p HC A10/ME A01 CSCL 05B

N83-15759
THRU
N83-15765
Unclas
00117

G3/43



CENTER FOR APPROXIMATION THEORY

DEPARTMENT OF MATHEMATICS
TEXAS A&M UNIVERSITY
COLLEGE STATION, TEXAS 77843

N83-15759 #
+PRU
N83-15765 #

PROCEEDINGS OF THE
NASA WORKSHOP ON SURFACE FITTING

Texas A&M University
College Station, Texas
May 17-19, 1982

Prepared for
Earth Resources Research Division
NASA/Johnson Space Center
Houston, Texas 77058

by

L. F. Guseman, Jr.
Principal Investigator
Department of Mathematics
Texas A&M University
College Station, Texas 77843

under

NASA Contract NAS 9-16447

"Studies in Mathematical Pattern Recognition
and Image Analysis"

TABLE OF CONTENTS

Introduction - Larry L. Schumaker	1
Agenda	3
Participants and Other Attendees	5
Papers:	
Crop Proportion Estimation Problems in AgRISTARS - Richard P. Heydorn	7
Fitting Surfaces to Scattered Data - Larry L. Schumaker	27
C^1 Surface Interpolation for Scattered Data on a Sphere - Charles L. Lawson	95
Surfaces: Representation and Approximation - R. E. Barnhill	121
Surface Fitting with Biharmonic and Harmonic Models - Rolland L. Hardy	135
BSPLASH: A Three-Stage Surface Interpolant to Scattered Data - Thomas A. Foley	147
Smoothing Surfaces Using Generalized Cross Validation - Douglas Bates	179
Applications of Surface Modelling Techniques to Engineering Problems - Rosemary E. Chang	193
Comments by Participants	195
Bibliography: "Surface Fitting"	197

Introduction

by

Larry L. Schumaker

On may 17-19, 1982, a workshop entitled "Surface Fitting" was held at Texas A&M University, College Station. The purpose of the workshop was to bring together leading experts from academia, industry, and government laboratories for an exchange of views and a discussion of the "state of the art." For a list of participants see pages 5-6.

The workshop began with an overview by R. P. Heydorn of NASA/Johnson Space Center, Houston, Texas. The purpose of the overview was to acquaint the participants with some mathematical/statistical problems within the AgRISTARS Program which may be amenable to investigations involving the use of surface-fitting techniques. In order to establish a framework for the workshop, Larry Schumaker presented a general survey of surface fitting and contouring in which he touched on a variety of local and global methods for both interpolation and approximation.

The program for the workshop included six invited lecturers (see the program on pages 3-5). Charles Lawson discussed the construction of a triangular grid on the sphere, and the computation of corresponding C^1 surfaces. R. E. Barnhill dealt with several schemes based on patches and blending. Rolland Hardy lectured on the multiquadric surfaces which he invented. Thomas Foley considered a three stage procedure which proceeds from scattered data to grid values using local least squares, then to a

bicubic B-spline interpolant, and finally uses Shepard's method to obtain an interpolant of the original data. Douglas Bates discussed smoothing splines and the method of generalized cross validation, with particular emphasis on computational methods. Rosemary Chang's talk dealt with several practical problems arising in Engineering.

In addition to the formal lectures, the program included a panel discussion involving everyone. We believe that the workshop gave all participants--the theoreticians, the practitioners, and the consumers-- a better understanding of what methods and software are available, and of what needs to be done in the future.

Written versions of the lectures are included in this document. The talks elicited a great deal of discussion which we have not attempted to reproduce here. Finally, this document includes a computerized bibliography of surface fitting papers which Larry Schumaker has assembled at Texas A&M University. Additions and corrections to this bibliography would be greatly appreciated.

NASA WORKSHOP ON "SURFACE FITTING"

Texas A&M University
May 17-19, 1982
Room 206 Memorial Student Center

Monday, May 17

- 8:15 - 8:30 Coffee & Doughnuts
- 8:30 - 9:00 Introduction
Larry F. Guseman, Jr., Texas A&M University
- 9:00 - 10:30 "Crop Proportion Estimation Problems in AgRISTARS"
Richard P. Heydorn, NASA/Johnson Space Center
- 10:30 - 11:00 Coffee break
- 11:00 - 12:00 Overview
Larry L. Schumaker, Texas A&M University
- 12:00 - 1:30 Lunch
- 1:30 - 2:30 "C1 Surface Interpolation for Scattered Data on a Sphere"
Chuck Lawson, Jet Propulsion Labs, Cal Tech
- 2:30 - 3:00 Coffee break
- 3:00 - 4:00 "Computer-Aided Surface Representation"
Bob Barnhill, University of Utah

Tuesday, May 18

- 8:15 - 8:30 Coffee & Doughnuts
- 8:30 - 9:30 "Application of Surface Modeling Techniques to Engineering Problems"
Rosemary E. Chang, Sandia National Labs
- 9:30 - 10:30 "Surface Fitting with Biharmonic and Harmonic Models"
Rolland L. Hardy, Iowa State University
- 10:30 - 11:00 Coffee break
- 11:00 - 12:00 "BSPLASH: A Three-Stage Surface Interpolant to Scattered Data"
Tom Foley, California Polytechnic
- 12:00 - 1:30 Lunch

Workshop on "Surface Fitting"

1:30 - 2:30 Douglas Bates, University of Wisconsin--Madison
2:30 - 3:00 Coffee break

Dinner at Larry Guseman's cabin

Wednesday, May 19

8:15 - 8:30 Coffee & doughnuts
8:30 - 10:00 Panel discussion: Research Issues in Surface Fitting Applicable
to NASA
10:00 - 10:30 Coffee Break
10:30 - 12:00 Panel discussion, continued.

NASA WORKSHOP ON SURFACE FITTING

May 17-19, 1982

Participants and Other Attendees:

R. E. Barnhill
Department of Mathematics
University of Utah
Salt Lake City, UT 84112

Douglas Bates
Department of Statistics
University of Wisconsin--Madison
Madison, WI 53705

Jack Bryant
Department of Mathematics
Texas A&M University
College Station, TX 77843

Ralph E. Carlson
L-316
Lawrence Livermore National Laboratory
Livermore, CA 94550

Rosemary E. Chang
Applied Mechanics 8122
Sandia National Laboratories
Livermore, CA 94550

Charles Chui
Department of Mathematics
Texas A&M University
College Station, TX 77843

Henry Decell
Department of Mathematics
University of Houston
Houston, TX 77004

Ron DeVore
Department of Mathematics
University of South Carolina
Columbia, SC 29208

David L. Egle
Department of Mathematics
Texas A&M University
College Station, TX 77843

Mohamed Osman El Doma
Department of Mathematics
Texas A&M University
College Station, TX 77843

Tom Foley
Department of Computer Science and
Statistics
California Polytechnic State Univ.
San Luis Obispo, CA 93407

Sidney Garrison
Department of Mathematics
Texas A&M University
College Station, TX 77843

Larry F. Guseman, Jr.
Department of Mathematics
Texas A&M University
College Station, TX 77843

Rolland L. Hardy
Geodesy, Photogrammetry, and Surveying
Section
Department of Civil Engineering
Iowa State University
Ames, IA 50011

Richard P. Heydorn/SG3
NASA/Johnson Space Center
Earth Observation Division
Houston, TX 77058

Susan Jenson
EROS Data Center
Applications Branch
Sioux Falls, SD 57198

Charles Lawson
Mail Code 171/249
Jet Propulsion Laboratories
4800 Oak Grove Dr.
Pasadena, CA 91103

NASA Workshop on Surface Fitting
Participants and Attendees, cont'd.

R. B. MacDonald
Earth Resources Research Division
NASA/Johnson Space Center
Houston, TX 77058

Norman W. Naugle
Department of Mathematics
Texas A&M University
College Station, TX 77843

Emanuel Parzen
Institute of Statistics
Texas A&M University
College Station, TX 77843

Richard Redner
Division of Mathematical Sciences
University of Tulsa
Tulsa, OK 74104

Lt. Commander Richard Schiro
National Ocean Survey
Attn: C31
Rockville, MD 20852

Larry L. Schumaker
Department of Mathematics and Center for
Approximation Theory
Texas A&M University
College Station, TX 77843

Lo-Yung Su
Department of Mathematics
Texas A&M University
College Station, TX 77843

Ren-Hong Wang
Department of Mathematics
Texas A&M University
College Station, TX 77843

Curtis Woodcock
Department of Geography
University of California
Santa Barbara, CA 93106

N83

15760

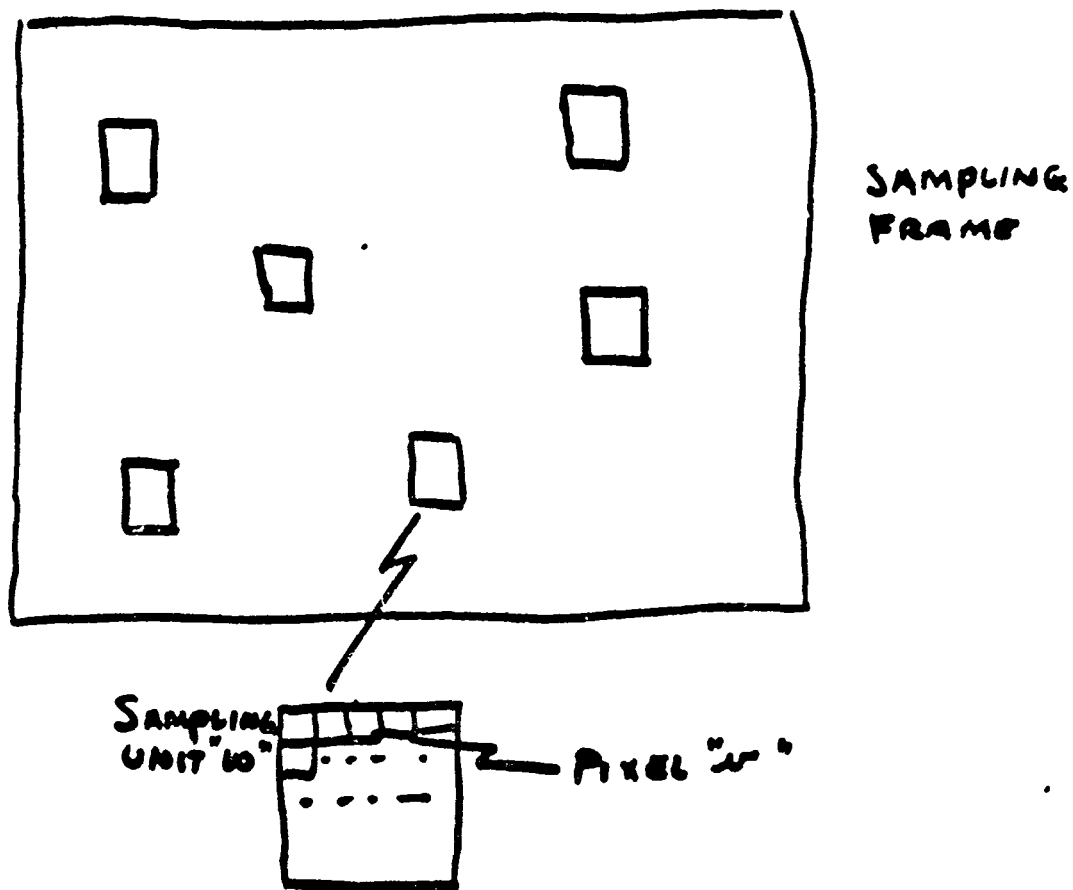
UNCLAS

L N83 15760⁷ D₁

Crop Proportion Estimation
Problems in AgRISTARS

Richard P. Heydorn
NASA/Johnson Space Center
Earth Observation Division

Workshop on Surface Fitting
May 17, 1982

NOTATIONORIGINAL PAGE IS
OF POOR QUALITY

$\Theta(x, y) \in \{0, 1\} \sim$ TRUE LABEL OF A PIXEL

$Z(x, y) \in \mathbb{R}^m \sim$ VECTOR OF SPECTRAL MEASUREMENT

$\Phi(Z(x, y)) \in \{0, 1\} \sim$ CLASSIFIER

ORIGINAL PAGE IS
OF POOR QUALITY

CLASSIFICATION

EXAMPLE: BAYES RULE

LET f_1 ~ CONDITIONAL DENSITY OF "COPY OF INTEREST"

f_0 ~ CONDITIONAL DENSITY OF "OTHER"

y ~ PRIOR FOR COPY OF INTEREST

$$\Phi(z) = 1 \quad \text{if} \\ y f_1(z) > (1-y) f_0(z)$$

$$\Phi(z) = 0 \quad \text{if} \\ y f_1(z) \leq (1-y) f_0(z)$$

MAXIMUM LIKELIHOOD RULE

SAME AS BAYES RULE BUT USE $y = \frac{1}{2}$
(I.E., IGNORE PRIORS)

ORIGINAL PAGE IS
OF POOR QUALITY

BIAS

CLASSIFY A SAMPLING UNIT AND COUNT PIXELS
FOR WHICH $\phi(z) = 1$ TO ESTIMATE PROPORTION OF THE
GROUP OF INTEREST

FOR SAMPLING UNIT " ω "

$$X(\omega) = \frac{1}{N} \sum_{z=1}^N \phi(z(\omega)) \doteq P_T(\phi(z(\omega)) = 1)$$

LET

$$Y(\omega) = \frac{1}{N} \sum_{z=1}^N \Theta_z(\omega) \doteq P_T(\Theta_z(\omega) = 1) \sim \text{TRUE PROP.}$$

NOW, (FOR LARGE N)

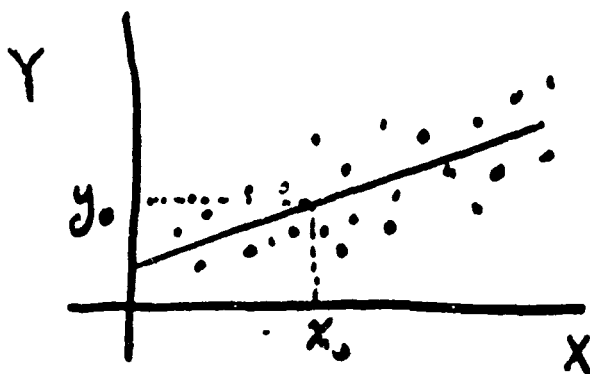
$$X(\omega) = P_T(\phi(z) = 1 | \Theta = 0) (1 - Y(\omega)) \\ + P_T(\phi(z) = 1 | \Theta = 1) Y(\omega)$$

$$\text{BIAS} = (X(\omega) - Y(\omega)) = \underbrace{P_T(\phi(z) = 1 | \Theta = 0)}_{\text{COMMISSION ERROR}} (1 - Y(\omega)) \\ - \underbrace{P_T(\phi(z) = 0 | \Theta = 1)}_{\text{MISS}} Y(\omega)$$

ORIGINAL PAGE IS
OF POOR QUALITY

REGRESSION ESTIMATORS

IN DOMESTIC APPLICATIONS GROUND SAMPLES
ARE AVAILABLE AND \therefore CAN BE USED TO
"UNBIAS" A CLASSIFIER DERIVED ESTIMATE



MODEL

$$Y = a + \beta X + \varepsilon$$

$$\text{For } a = E(Y) - \beta E(X)$$

$$E(Y) = Y + \beta (E(X) - X) - \varepsilon$$

$$E(\hat{Y}) = Y + \beta (E(X) - X)$$

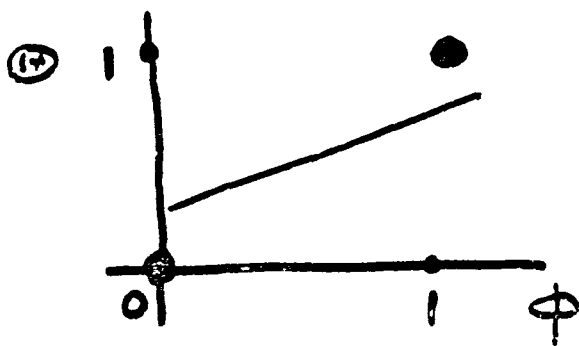
$$\text{VAR}(E(\hat{Y})) = \text{VAR}(Y) (1 - R^2)$$

ORIGINAL PAGE IS
OF POOR QUALITY

CLASSIFIER DESIGN

PROBLEM: HOW TO DESIGN THE CLASSIFIER
SO THAT THE REGRESSION FUNCTION
 $E(Y|X)$
OR
 $E(X|Y)$
WILL ASSUME A GIVEN FORM?

TWO POINT MODEL

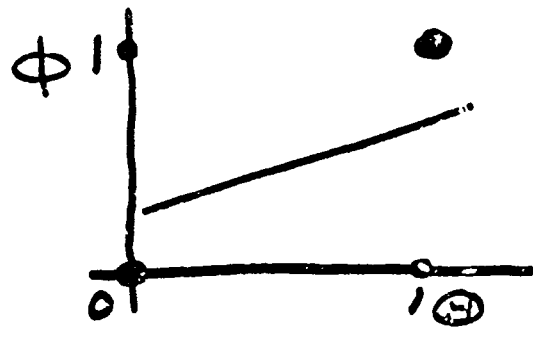


$$\textcircled{1} = d_w + \beta_w \phi(z) + \epsilon$$

WHERE

$$d_w = P_r(\textcircled{1}=1 | \phi(z)=0, \Delta=z)$$

$$\beta_w = P_r(\textcircled{1}=1 | \phi(z)=1, \Delta=z)$$



$$\phi(z) = \gamma_w + \delta_w \textcircled{1} + \eta$$

WHERE

$$\gamma_w = P_r(\phi(z)=1 | \textcircled{1}=0, \Delta=z)$$

$$\delta_w = P_r(\phi(z)=1 | \textcircled{1}=1, \Delta=z)$$

ORIGINAL PAGE IS
OF POOR QUALITY

$$\text{LET } A_x = \{\omega : X(\omega) = x\}$$

$$B_y = \{\omega : Y(\omega) = y\}$$

THEOREM

$$E(Y|X) = \bar{\alpha}_x + \bar{\beta}_x X$$

$$E(X|Y) = \bar{\gamma}_y + \bar{\delta}_y Y$$

WHERE

$$\bar{\alpha}_x = P_r(\Theta = 1 | \Phi(z) = 0, \Delta \in A_x)$$

$$\bar{\beta}_x = P_r(\Theta = 1 | \Phi(z) = 1, \Delta \in A_x) - \bar{\alpha}_x$$

$$\bar{\gamma}_y = P_r(\Phi(z) = 1 | \Theta = 0, \Delta \in B_y)$$

$$\bar{\delta}_y = P_r(\Phi(z) = 0 | \Theta = 1, \Delta \in B_y) - \bar{\gamma}_y$$

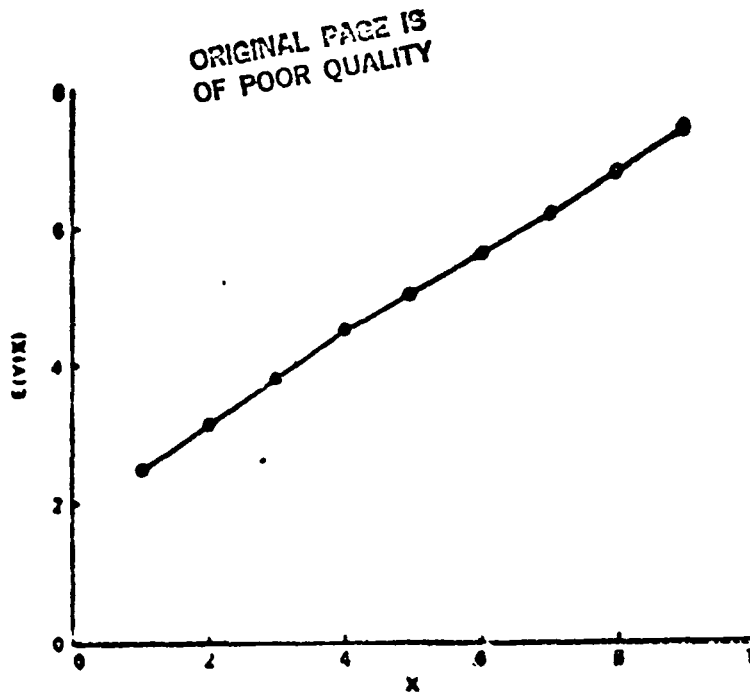


Figure 1(a) - E(Y|X) FOR THE BAYES CLASSIFIER

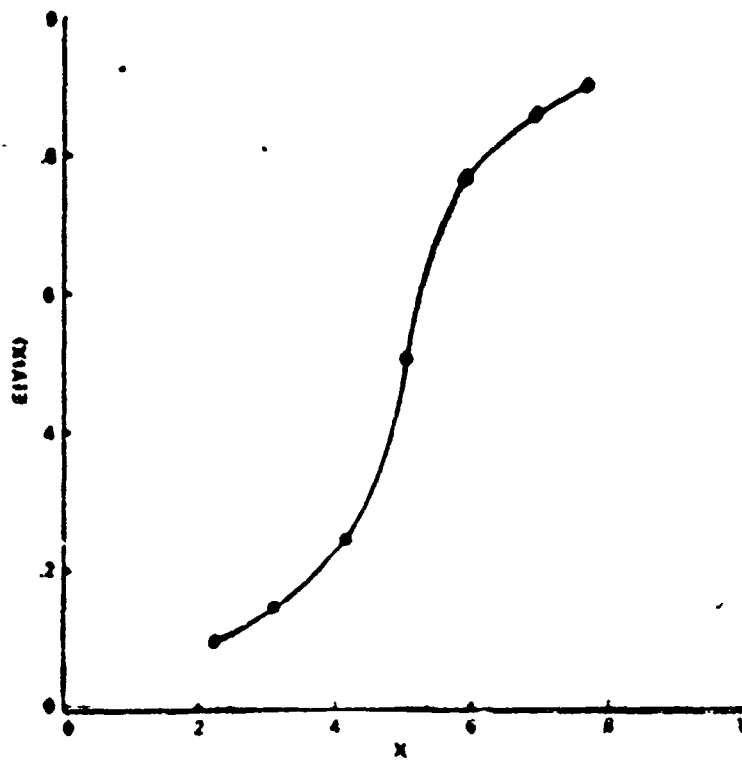
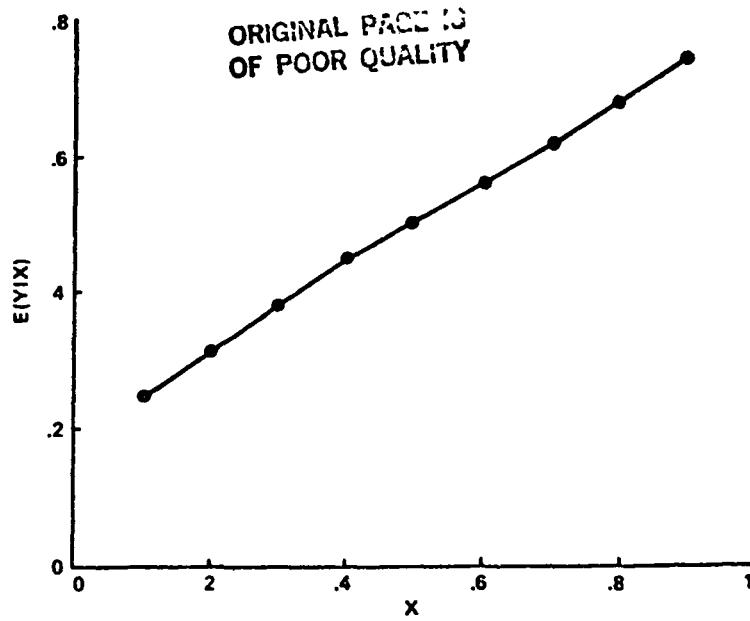
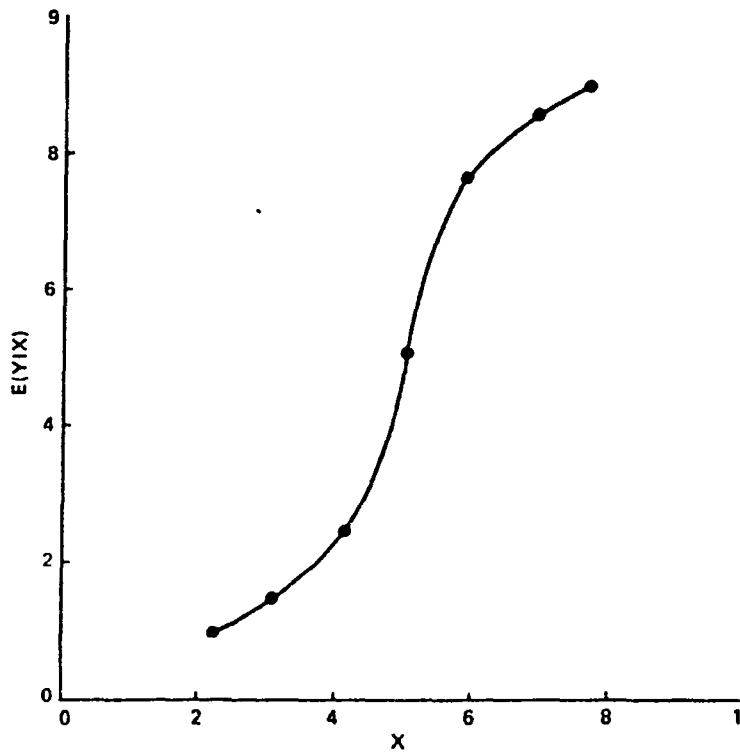


Figure 1(b) - E(Y|X) FOR THE MAXIMUM LIKELIHOOD CLASSIFIER

Figure 1(a) - $E(Y|X)$ FOR THE BAYES CLASSIFIERFigure 1(b) - $E(Y|X)$ FOR THE MAXIMUM LIKELIHOOD CLASSIFIER

ORIGINAL PAGE IS
OF POOR QUALITY

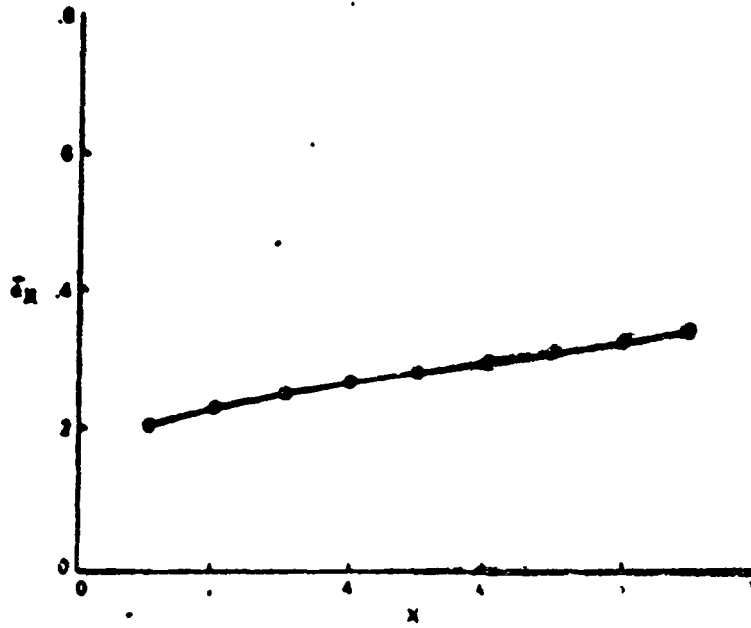


Figure 1(c) - \hat{a}_x FOR THE BAYES CLASSIFIER

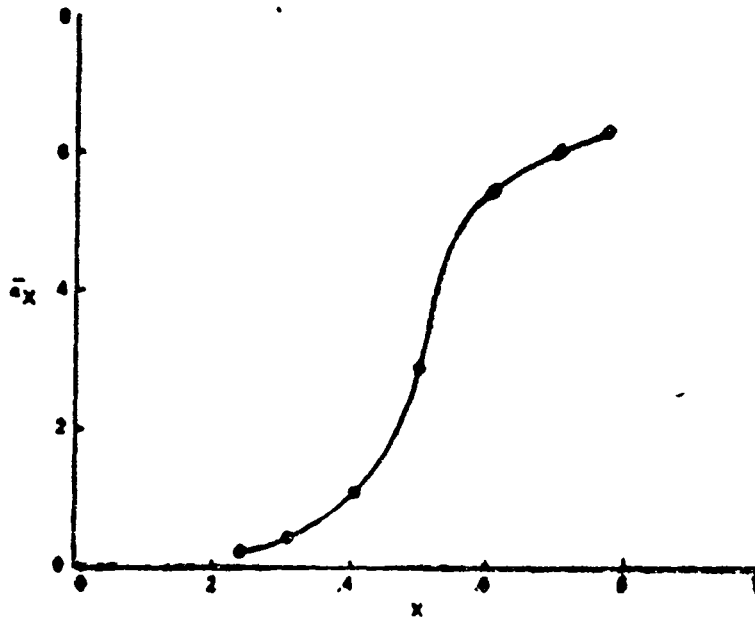
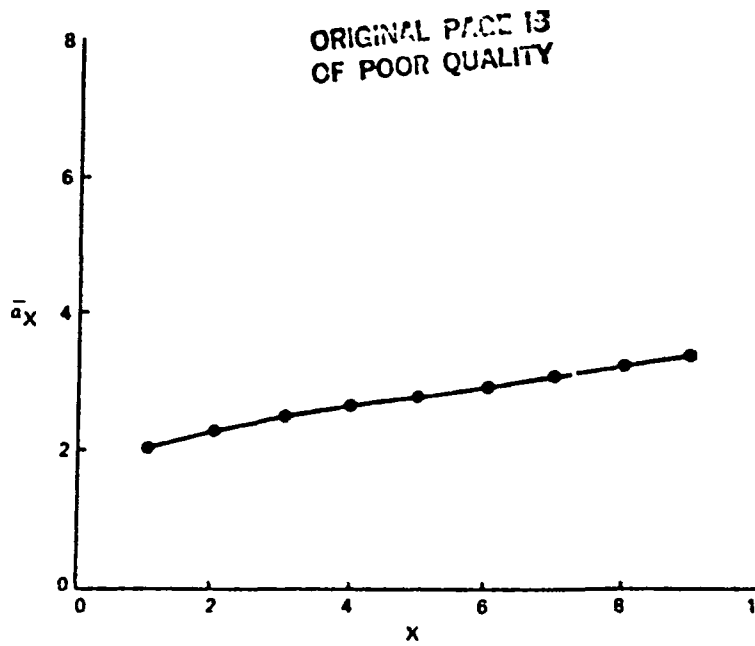
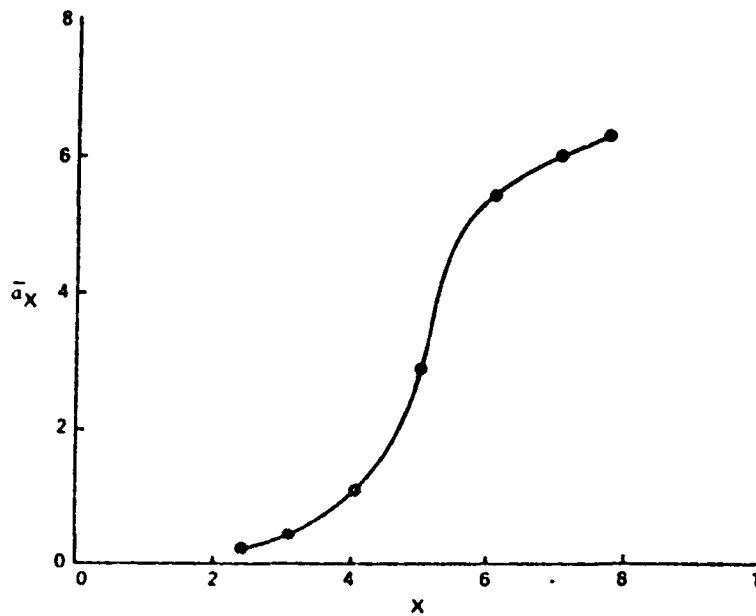


Figure 1(d) - \hat{a}_x FOR THE MAXIMUM LIKELIHOOD CLASSIFIER

Figure 1(c) - \bar{a}_X FOR THE BAYES CLASSIFIERFigure 1(d) - \bar{a}_X FOR THE MAXIMUM LIKELIHOOD CLASSIFIER

ORIGINAL PAGE IS
OF POOR QUALITY

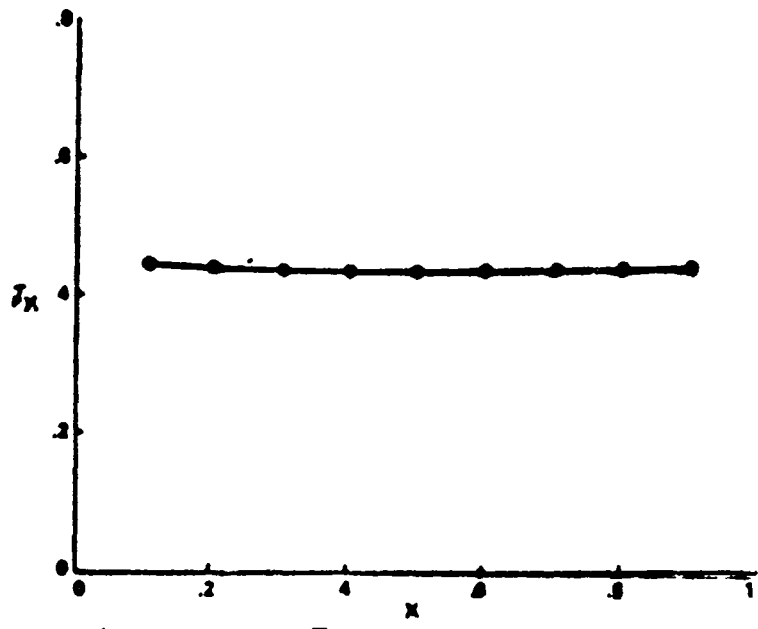


Figure 1(e) - β_x FOR THE BAYES CLASSIFIER

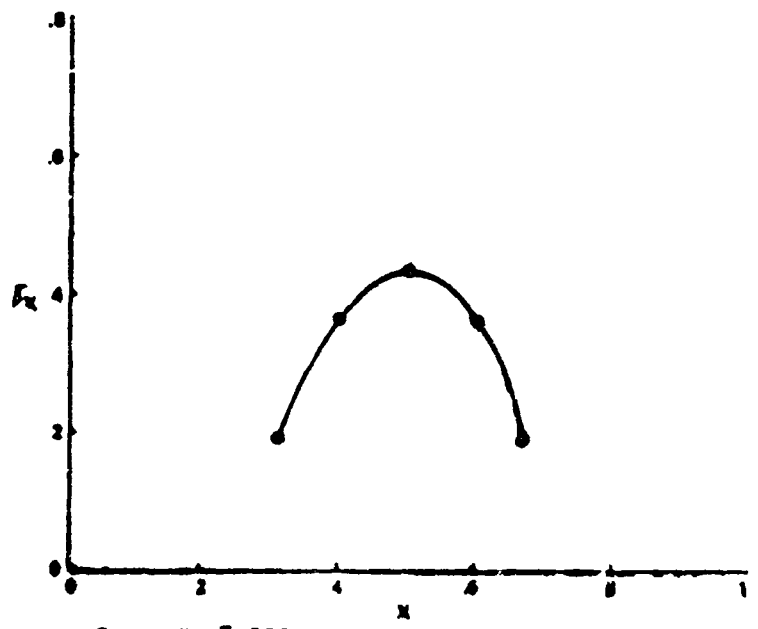
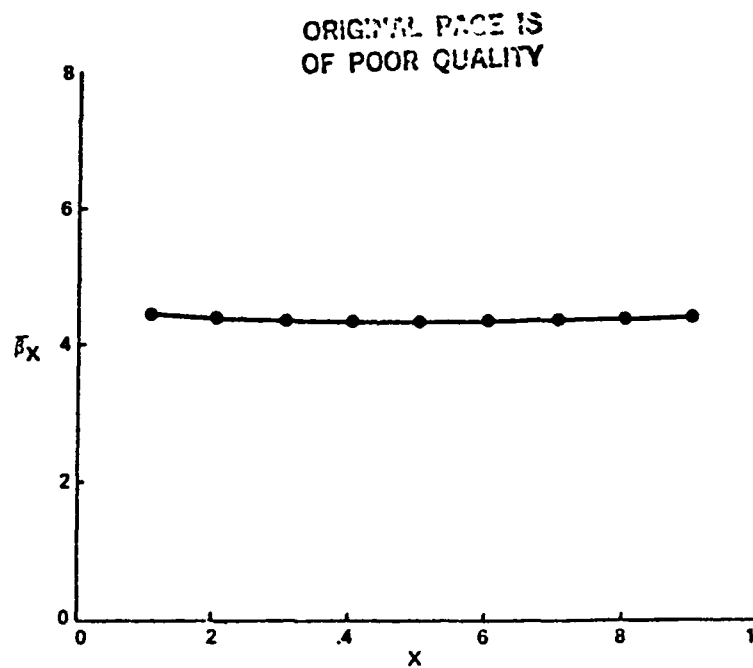
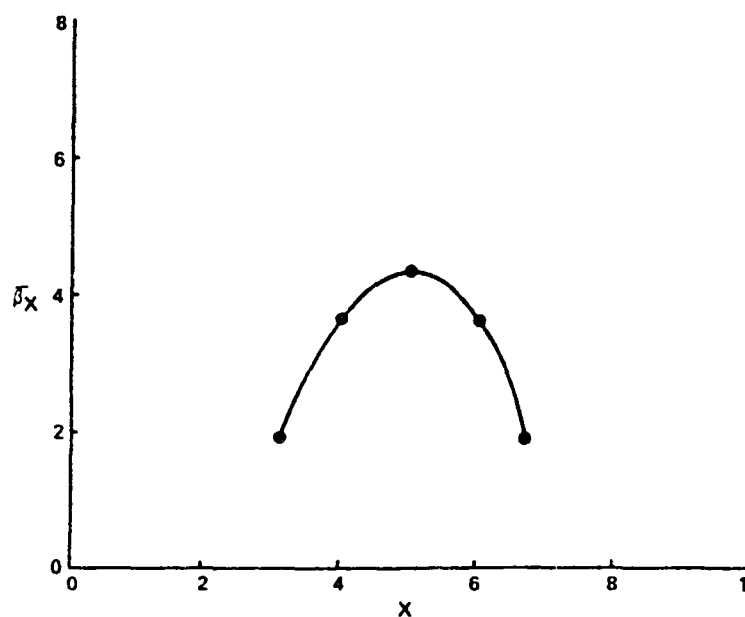


Figure 1(f) - β_x FOR THE MAXIMUM LIKELIHOOD CLASSIFIER

Figure 1(e) - β_x FOR THE BAYES CLASSIFIERFigure 1(f) - β_x FOR THE MAXIMUM LIKELIHOOD CLASSIFIER

SAMPLING EFFICIENCY

$$\text{VAR}(\widehat{E}(Y)) = \text{VAR}(Y) (1-R^2)$$

FOR $\bar{d}_x, \bar{\beta}_x$ CONSTANT

$$R^2 = (1 - \psi_0 - \psi_c)^2 \frac{\pi(1-\pi)}{\lambda(1-\lambda)} \frac{\rho_1}{\rho_2}$$

$\psi_0 \sim$ OMISSION ERROR

$\psi_c \sim$ COMMISSION ERROR

$\pi = P_r(\theta=1)$

$\lambda = P_r(\phi(\theta)=1)$

$\rho_1 = \text{VAR}(X) / \lambda(1-\lambda)$

$\rho_2 = \text{VAR}(Y) / \pi(1-\pi)$

ORIGINAL PAGE IS
OF POOR QUALITY

OPEN PROBLEMS

OPTIMUM CLASSIFIER DESIGN FOR
 $E(Y|X)$?

OPTIMUM CLASSIFIER DESIGN FOR
 $E(X|Y)$?

OPTIMUM CHOICE; $E(Y|X)$ OR
 $E(X|Y)$?

DIRECT PROPORTION ESTIMATION

MIXTURE MODEL

$$f = \sum_{i=1}^M \lambda_i f_i$$

$f_i \sim$ LIKELIHOOD OF CROP i

$\lambda_i \sim$ PROPORTION OF CROP i

$M \sim$ # OF CROP (MATERIAL) CLASSES

$f \sim$ MIXTURE DENSITY

PROBLEMS

- REPRESENTATION
- LABELING
- PARAMETER ESTIMATION

PARAMETER ESTIMATIONEST. OF $\lambda_i, \mu_i, \sigma_i^2$ IN THE MODEL

$$f(\cdot) = \sum_{i=1}^M \lambda_i N(\cdot; \mu_i, \sigma_i^2)$$

MAX. LIKELIHOOD EST. GIVEN iid SAMPLE

 z_1, z_2, \dots, z_n .

$$\lambda_i^{(k+1)} = \frac{1}{n} \sum_{j=1}^n \frac{\lambda_i^{(k)} N(z_j; \mu_i^{(k)}, \sigma_i^{(k)})}{f^{(k)}(z_j)}$$

$$\mu_i^{(k+1)} = \frac{\sum_{j=1}^n z_j \frac{N(z_j; \mu_i^{(k)}, \sigma_i^{(k)})}{f^{(k)}(z_j)}}{\sum_{j=1}^n \frac{N(z_j; \mu_i^{(k)}, \sigma_i^{(k)})}{f^{(k)}(z_j)}}$$

$$\sigma_i^{(k+1)} = \frac{\sum_{j=1}^n (z_j - \mu_i^{(k)})(z_j - \mu_i^{(k)}) \frac{N(z_j; \mu_i^{(k)}, \sigma_i^{(k)})}{f^{(k)}(z_j)}}{\sum_{j=1}^n \frac{N(z_j; \mu_i^{(k)}, \sigma_i^{(k)})}{f^{(k)}(z_j)}}$$

ESTIMATION OF M

1. AKAIKE INFORMATION CRITERION (AIC)

$$AIC = -2 \cdot L(\hat{\xi}) + 2 \frac{t}{n}$$

$L(\hat{\xi})$ = VALUE OF LOG. LIKELIHOOD
EVAL. AT THE MAX. LIKELIHOOD
EST. $\hat{\xi}$

t = # OF FREE PARAMETERS

n = SAMPLE SIZE

2. TRIGONOMETRIC MOMENTS

THEOREM (CARATHÉODORY)

C_1, C_2, \dots, C_M COMPLEX CONSTANTS NOT ALL
ZERO, $M \geq 1$. THERE EXISTS AN INTERVAL I
ON $[0, 2\pi)$ AND CONSTANTS $\rho_k, \epsilon_k, k=1, 2, \dots, M$
SUCH THAT $\rho_k > 0, |\epsilon_k| = 1, \epsilon_k \neq \epsilon_l, k \neq l$

$$C_k = \sum_{\lambda=1}^M \rho_\lambda \epsilon_\lambda^\lambda$$

To Apply THE THEOREM TAKE THE
FOURIER TRANSFORM OF

$$f(x) = \sum_{k=1}^M \lambda_k N(x; \mu_k, \sigma)$$

i.e.

$$\psi(\omega) = \sum_{k=1}^M \lambda_k e^{i\mu_k \omega - \frac{\sigma^2 \omega^2}{2}} \quad ; \quad i = \sqrt{-1}$$

$$\underbrace{e^{-\frac{\sigma^2 \omega^2}{2}}}_{C_\omega} \psi(\omega) = \sum_{k=1}^M \underbrace{\lambda_k}_{P_k} \underbrace{(e^{i\mu_k \omega})}_E \omega$$

$M, \mu_k, \lambda_k, \sigma, \dots, M$ OBTAINED FROM

$$\begin{pmatrix} 1 & C_1 & C_2 & \dots & C_M \\ \bar{C}_1 & 1 & C_1 & \dots & C_{M-1} \\ \vdots & \vdots & \vdots & \ddots & \vdots \\ \bar{C}_M & \bar{C}_{M-1} & \dots & \dots & 1 \end{pmatrix}$$

N83

15761

UNCLAS

This Page Intentionally Left Blank

LN83 15761²⁷

D2

PRECEDING PAGE BLANK NOT FILMED

FITTING SURFACES TO SCATTERED DATA

Larry L. Schumaker

This paper is a survey of a variety of numerical methods for fitting a function to data given at a set of points scattered throughout a domain in the plane. We discuss four classes of methods: (1) global interpolation, (2) local interpolation, (3) global approximation, and (4) local approximation. We also discuss two-stage methods and contouring. The surfaces constructed will include polynomials, spline functions, and rational functions, among others.

1. Introduction

Our aim is to survey methods for solving the following problem.

PROBLEM 1.1. Let D be a domain in the (x,y) -plane, and suppose F is a real-valued function defined on D . Suppose we are given the values $F_i = F(x_i, y_i)$ of F at some set of points (x_i, y_i) located in D , $i = 1, 2, \dots, N$. Find a function f defined on D which reasonably approximates F .

This problem is, of course, precisely the problem of fitting a surface to given data. In many cases the domain D is a rectangle and the data points lie on a rectangular grid. There are, however, many practical problems (see the following section for some specific examples), where D is of unusual shape and where the data points are irregularly scattered throughout D . Thus, while we shall pay some attention to special methods for regularly spaced data, we are actually more interested in the general case.

There are basically two approaches to handling Problem 1.1. First, we may try to construct a function f which interpolates

the data exactly; i.e., such that

$$(1.1) \quad f(x_i, y_i) = F_i, \quad i = 1, 2, \dots, N.$$

This approach may be desirable when the function values at the data points are known to high precision and where it is highly desirable that these values be preserved by the approximating function.

The second approach involves constructing f which only approximately fits the data. This may be regarded as data smoothing and will be desirable when (as is often the case) the data are subject to inaccurate measurement or even errors. The question of whether interpolation or approximation should be used will not be discussed further here--this is a problem which must be settled for the individual problem at hand.

In discussing Problem 1.1, it will be convenient to make a further distinction between those methods which are local in character (i.e., where the value of the constructed surface f at the point (x, y) depends only on the data at relatively nearby points) and those methods which are global in nature. Thus, we discuss four categories of methods in sections 3-6: (1) global interpolation, (2) local interpolation, (3) global approximation, and (4) local approximation. In each of these sections we further subdivide the material according to the type of functions being used and the type of data (scattered or not) for which the method is suitable.

In discussing methods which apply only to special arrangements of data points, we have two objectives in mind. First, the methods are of interest in their own right. More importantly in terms of Problem 1.1, however, such methods can also be used in two-stage processes in which we first construct a surface g based on the scattered data, and then use g to generate regular data for the construction of another (perhaps smoother or more convenient) surface f . Such two-stage methods

will be discussed (along with several examples) in more detail in section 7.

For many of the methods based on regular data and some of those for scattered data, error bounds are available to indicate how well smooth functions are approximated by the surface constructed. We do not have space to go into the extensive literature on error bounds. A simple test of how well a method will approximate smooth functions is, however, provided by its ability to reproduce polynomial surfaces exactly (that is, if F is a polynomial in x and y up to a certain degree, then the surface f is identically equal to F). For many of the methods we will be able to indicate the corresponding degree of exactness.

In many of the applications of surface-fitting techniques (cf. the examples in section 2), the ultimate aim is to use the data to construct a contour map of the unknown function. Since F is known only at the data points, we must be content to construct a contour map for one of our fitted surfaces. In section 8 we discuss some approaches to accomplishing this numerically.

We close this introduction with a disclaimer--this survey does not include all possible methods for fitting surfaces to scattered data. For example, we have not discussed Fourier series methods, spatial filtering, and other such related statistical techniques. In addition, the set of references for those methods which we have discussed are also not complete. My original intention was to compile as complete a bibliography as possible, but the sheer bulk of relevant papers and my inability to locate all of them convinced me to settle for less. I have opted to quote a fairly representative list of papers, including several other surveys. Further references can be found by consulting these. I shall be very happy to receive information on references and methods I have overlooked.

2. Examples

In this section we shall quote several explicit examples of Problem 1.1 to emphasize the fact that unusually shaped regions and scattered data do arise frequently in practice.

EXAMPLE 2.1. Petroleum exploration. In exploring for petroleum, the contours of various underground layers of sandstone, shale, limestone, etc. can be important indicators of possible oil fields. Frequently, data on such layers is available from exploratory wells, which, however, have most likely been drilled at locations scattered randomly throughout some geographical region of interest. To quote a specific example, Robinson, Charlesworth, and Ellis [166] consider precisely this problem for some data obtained from 7,500 wells drilled in Alberta. For another example of this type, see Whitten and Koelling [208].

Problems similar to that mentioned in Example 2.1 arise frequently in cartography and submarine topography where the measurements represent actual elevations. In some cases the measurements must be taken from photographs or from sonar measurements and are usually subject to some measurement error (eg. see Kubik [125] for a discussion of photogrammetry).

EXAMPLE 2.2. Geological maps. There are a great many problems in Geology and the earth sciences in which the data arises from some other function of location besides actual elevations. For example, some geological variables of interest might include concentrations of various chemicals, specific gravity, electrical resistivity, grain size, texture, optical properties, isotope ratios, etc. To quote a specific example, Bhattacharyya [21, 22] discusses methods for fitting a surface to measurements (taken by airborne sensors) of magnetic potentials over a certain portion of the Yukon. See also Bhattacharyya and Raychaudhuri [23] and Crain and Bhattacharyya [61].

ORIGINAL PAGE IS
OF POOR QUALITY

The importance of surface-fitting methods in the earth sciences can be judged by the large number of papers in the area relating to various fitting methods. For a further list of problems and a discussion of some of the methods which have been applied, see the books of Bohrenberg and Giese [31], Chorley [51], David [62], Harbaugh and Merriam [98], and Merriam [140]. Recent survey papers include Whitten [203, 205] and Whitten and Koelling [207]. To add just a few more of the papers in the geological literature dealing with surface fitting to our list, we mention Anderson [7], Grant [91], Hessing, Lee, and Pierce [114], Holroyd and Bhattacharyya [115], Kubik [123, 125], Norcliffe [151], Reilly [162], Whitten [200, 201, 204], and Whitten and Koelling [206].

EXAMPLE 2.3. Heart potentials. In order to diagnose certain abnormal heart conditions, it is desired to make a series of several hundred contour maps of the heart potential field at time steps of $1/100$ of a second throughout a heart beat. Data on these heart potentials can be obtained by fitting the patient with a shirt containing probes. Because of body geometry, when this shirt is flattened out it takes the nonrectangular form illustrated in Figure 1. Although the probes could be arranged fairly regularly in this domain, because of the added signifi-

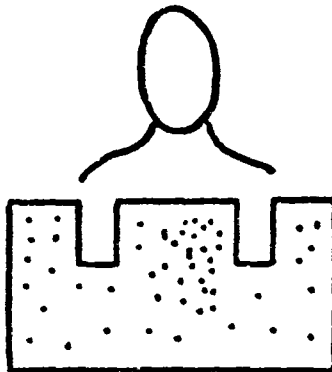


Figure 1. Heart Potential Measurements

cance of frontal measurements, in practice more probes are fitted there than in the back. This example was brought to my attention by Ms. Patrizia Ciarlina of Rome.

Potential fields arise in many other applications. We have already mentioned Geology in Example 2.2. For some examples in modelling plasmas see Buneman [40]. The problem arises in Biersack and Fink [24] in experimentally studying crystal structure using neutron bombardment. Data from waveform distortion in electronic circuits can be found in Akima [5, 6].

3. Global interpolation methods

In this section we outline several methods for solving the interpolation problem (1.1).

3.1 Polynomial interpolation. (Scattered data). The general theory of finite dimensional interpolation is, of course, very well known (e.g., see Davis [63]). Briefly, if $\{\phi_j\}_1^N$ are N functions defined on the domain D , then the function

$$(3.1) \quad f(x, y) = \sum_{j=1}^N a_j \phi_j(x, y)$$

will satisfy (1.1) if and only if $\{a_j\}_1^N$ is a solution of the linear system

$$(3.2) \quad \sum_{j=1}^n a_j \phi_j(x_i, y_i) = F_i, \quad i = 1, 2, \dots, N.$$

This system has a (unique) solution for arbitrary choices of data precisely when it is nonsingular. This depends on the choice of functions $\{\phi_j\}_1^N$ and the location of the data points.

To illustrate this method, we may choose the $\{\phi_j\}_1^N$ to be polynomials in x and y . Given N , there is some leeway in the choice of which powers of x and y to use. For example, with $N = 3$ one could use the functions $1, x, y$ or possibly the functions $1, x^2, y^2$, etc. When N is of the form $N =$

$(d+1)(d+1)$, we might use the functions

$$\{\phi_j(x, y)\}_1^N = \{x^v y^\mu\}_{v=0, \mu=0}^{d, d}$$

As simple as this sounds, there are some serious difficulties with polynomial interpolation of scattered data. For openers, it is not so easy to guarantee that the system (3.2) is nonsingular. To give a very simple example, consider the case $N = 3$ with the functions $1, x, y$. If the three data points happen to lie on a line, then (3.2) will in fact be singular. Even when (3.2) is nonsingular, it will often be the case (at least if N is moderately large) that the system will be ill-conditioned. Finally, as is well known, polynomials of even moderate degree exhibit a considerable oscillatory character, and the resulting surface (even though it is C^∞) is often too undulating to be acceptable. The general problem of polynomial interpolation to scattered data is not usually treated in Numerical Analysis and Approximation Theory books (see, however, Kunz [126], Prenter [157], and Steffenson [186]). Some papers dealing with the question include Guenther [93], Thatcher [189], Thatcher and Milne [190], and Whaples [197]. Assuming the interpolant exists, error bounds have been studied in Ciarlet and Raviart [52-55].

Let

$$(3.3) \quad \mathcal{P}_{m,n} = \text{span} \{x^v y^\mu\}_{v=0, \mu=0}^{m, n}$$

be the space of polynomials of degree m in x and of degree n in y . This linear space is of dimension $(m+1)(n+1)$ and is, in fact, the tensor product of the linear spaces \mathcal{P}_m and \mathcal{P}_n . It is perhaps of interest to note that there always exists a (usually nonunique) polynomial $p \in \mathcal{P}_{N,N}$ which solves the interpolation problem (1.1), no matter how the data points are positioned, see Prenter [158].

ORIGINAL PAGE IS
OF POOR QUALITY

3.2 Polynomial interpolation (gridded data). We begin this subsection by defining what we mean by gridded data. Let

$$(3.4) \quad H = [a, b] \times [c, d]$$

be a rectangle, and let

$$(3.5) \quad \begin{aligned} a &= x_0 < x_1 < \dots < x_{k+1} = b \\ c &= y_0 < y_1 < \dots < y_{l+1} = d. \end{aligned}$$

We suppose now that F is a function defined on H , and that we have the values of F at the corner points of the rectangular grid defined by (3.5); i.e.,

$$(3.6) \quad F_{ij} = F(x_i, y_j), \quad \begin{aligned} i &= 0, 1, \dots, k+1 \\ j &= 0, 1, \dots, l+1. \end{aligned}$$

This is a total of $N = (k+2)(l+2)$ data points.

It is quite easy to show that there exists a unique polynomial p in the class $\mathcal{P}_{k+1, l+1}$ (cf. the definition (3.3)) which interpolates the gridded data given in (3.4)-(3.6). In fact, p can be written down explicitly in terms of the one-dimensional Lagrange polynomials as

$$(3.7) \quad p(x, y) = \sum_{i=0}^{k+1} \sum_{j=0}^{l+1} F_{ij} L_i(x) \tilde{L}_j(y),$$

where the $\{L_i(x)\}_0^{k+1}$ and $\{\tilde{L}_j(y)\}_0^{l+1}$ are the usual one-dimensional Lagrange polynomials associated with the interpolation points $\{x_i\}_0^{k+1}$ and $\{y_j\}_0^{l+1}$, respectively. Interpolation of gridded data by polynomials has been discussed in various books and papers--we do not bother with a long list. See e.g. Prenter [157] or Steffenson [186]. More recently, there has been considerable work on Hermite and osculatory interpolation in several variables; see e.g. Ahlin [3], Haussman [99, 101, 102], and Salzer [168-170].

ORIGINAL PAGE IS
OF POOR QUALITY

3.3 Shepard's method. In this subsection we discuss a method of Shepard [180] and some modifications of it. The method applies to arbitrarily spaced data, and the interpolating function can be written down explicitly.

Let ρ be some metric in the plane, for example the usual distance metric. Given a point (x, y) , let $r_i = \rho((x, y), (x_i, y_i))$ for $i = 1, 2, \dots, N$. Let $0 < \mu < \infty$. Then Shepard's interpolation formula is defined by

$$(3.8) \quad f(x, y) = \begin{cases} \left(\frac{\sum_{i=1}^N \frac{F_i}{r_i^\mu}}{\sum_{i=1}^N \frac{1}{r_i^\mu}} \right), & \text{when } r_i \neq 0, \text{ all } i \\ F_i & , \text{ when } r_i = 0. \end{cases}$$

The formula (3.8) is defined for all points (x, y) in the plane R^2 . It is clear from the definition that it interpolates the values F_i at the data points (x_i, y_i) , $i = 1, 2, \dots, N$. The value of $f(x, y)$ at nondata points is obtained as a weighted average of all the data values, where the i^{th} measurement is weighted according to the distance of (x, y) from the point (x_i, y_i) .

We shall briefly recount some of the properties of Shepard's formula. First, by converting all of the terms to a common denominator, it can be shown that

$$(3.9) \quad f(x, y) = \sum_{i=1}^N F_i A_i(x, y),$$

where

$$(3.10) \quad A_i(x, y) = \frac{\prod_{j=1}^N [r_j(x, y)]^\mu}{\sum_{k=1}^N \sum_{\substack{\ell=1 \\ \ell \neq k}}^N [r_\ell(x, y)]^\mu}, \quad i = 1, 2, \dots, N.$$

These functions satisfy

ORIGINAL PAGE IS
OF POOR QUALITY

$$(3.11) \quad A_1(x_j, y_j) = b_{1j}, \quad 1, j = 1, 2, \dots, N.$$

The representation (3.9) is numerically more stable than the original formula (3.8).

In view of its definition, we see that the function $f(x, y)$ constructed by Shepard is not a simple polynomial or rational function. It is clear, however, that except for the points (x_1, y_1) , it is analytic everywhere in the plane. Its behavior in the vicinity of the data points (x_1, y_1) depends on the size of μ . It can be shown that for $0 < \mu \leq 1$, f has cusps at these points. For $1 < \mu$, f has flat spots at the data points (i.e., the partial derivatives vanish there). We also observe the interesting property that

$$(3.12) \quad \min_{1 \leq i \leq N} F_i \leq f(x, y) \leq \max_{1 \leq i \leq N} F_i.$$

We may also note that if the data came from a constant function, i.e., $F_i = c$, $i = 1, 2, \dots, N$, then f is also the constant function $f = c$.

We now comment on the choice of μ . To get smooth surfaces without cusps, it is desirable to take $1 < \mu$. On the other hand, if μ is relatively large, then the surface tends to become very flat near the data points and consequently quite steep at points in between. Experiments (cf. Gordon and Wixon [90], Poepelmeir [155], and Shepard [180]) seem to indicate that a choice of $\mu = 2$ is perhaps a good tradeoff. ([155] contains several examples showing the behavior as a function of μ .)

There are several drawbacks to Shepard's method (3.8), as pointed out by Shepard [180] himself. First, if N is large, then there is a very considerable amount of calculation involved in evaluating $f(x, y)$ at a particular point. Secondly, the weights are assigned on the basis of the distance of points from (x, y) only, not their direction. Finally, the flat spots

ORIGINAL PAGE IS
OF POOR QUALITY

in the neighborhood of the data points is somewhat disturbing. The first of these objections can be met by defining a local version of the formula, which we shall do in section 4.5. It is possible to construct an analogous formula which accounts for direction. For details, see Shepard [180]. Finally, we briefly discuss handling the flat spots.

Suppose in addition to the function values F_i at each point (x_i, y_i) we also have estimates FX_i and FY_i of $F_x(x_i, y_i)$ and $F_y(x_i, y_i)$. Then we may consider the function

$$(3.13) \quad f(x, y) = \sum_{i=1}^N A_i(x, y) [F_i + (x-x_i)FX_i + (y-y_i)FY_i].$$

It is easily checked that this function also interpolates, and that

$$(3.14) \quad f_x(x_i, y_i) = FX_i \quad f_y(x_i, y_i) = FY_i, \quad i = 1, 2, \dots, N.$$

This property may be expressed in the assertion that if the data F_i, FX_i, FY_i came from a plane surface F , then f will exactly reproduce this surface. To use formula (3.13) in practice on the data-fitting Problem 1.1, we have to carry out a two-stage approximation process in which the first stage consists of some method for estimating the slope at each of the data points.

It might be of practical interest in some cases to construct still a more sophisticated version of Shepard's formula which would exactly reproduce higher-order polynomial surfaces. One approach to doing this is to use the following lemma.

LEMMA 3.1. (Barnhill [15]). Let P and Q be linear projections of some linear space of functions \mathcal{F} into itself. Suppose that Q exactly reproduces the linear subspace $E \subset \mathcal{F}$; i.e.,

$$(3.15) \quad Qp = p, \quad \text{all } p \in E.$$

ORIGINAL PAGE IS
OF POOR QUALITY

In addition, suppose that $\{\lambda_i\}_1^m$ is a set of linear functionals on \mathcal{F} , and that

$$(3.16) \quad \lambda_i P f = \lambda_i f, \quad \text{all } f \in \mathcal{F}, \quad i = 1, 2, \dots, m.$$

Then the Boolean sum projector

$$(3.17) \quad P \oplus Q = P + Q - PQ$$

enjoys the function precision of Q (i.e., reproduces E) and the interpolation properties of P (i.e., (3.16) also holds for $P \oplus Q$).

This result permits the construction of interpolation schemes using Shepard's formula which reproduce higher-order surfaces. For an example, see Poeppelmeir [155] where Shepard's formula is combined with a certain local interpolation scheme which reproduces quadratic surfaces. In closing this section we note that Shepard's formula can also be interpreted as arising from weighted least squares--see section 5.1.

3.4 Spline interpolation (scattered data). Suppose X is a linear space of "smooth" functions defined on the domain D , and let

$$(3.18) \quad U = \{f \in X: f(x_i, y_i) = F_i, \quad i = 1, 2, \dots, N\}.$$

U is the set of smooth functions which interpolate. Now suppose that θ is a functional on X which measures the smoothness of an element in X --the smaller $\theta(f)$ is, the smoother f is. Then we may consider the following minimization problem:

$$(3.19) \quad \text{Find } s \in U \text{ such that } \theta(s) = \inf_{u \in U} \theta(u).$$

The function s will be the smoothest interpolant, and in view of the similarity with classical spline approximation, s is called a spline function interpolating F . The basic questions concerning spline interpolation center around existence, uniqueness, characterization, and construction. A quite general

ORIGINAL PAGE IS
OF POOR QUALITY

abstract theory of spline interpolation has been built up (see eg. Laurent [127] and references therein). In this section we quote some specific examples which can be used on Problem 1.1.

Where X is a semi-Hilbert space, $\theta(f) = \|f\|$, where $\|\cdot\|$ is a seminorm on X , and $N = \{f \in X: \|f\| = 0\}$, it is possible to show (under some additional mild conditions on X , see Duchon [72, 73]) that problem (3.19) always has a solution which is unique up to an element in N . Moreover, it can be shown that there exists a reproducing kernel K defined on $D \times D$ such that

$$(3.20) \quad s(x, y) = \sum_{i=1}^N a_i K((x, y); (x_i, y_i)) + \sum_{i=1}^d b_i p_i(x, y),$$

where $\{p_i\}_1^d$ is a basis for N . Moreover, the coefficients $\{a_i\}$ and $\{b_i\}$ can be determined from the linear system of equations

$$(3.21) \quad \sum_{j=1}^N K((x_j, y_j); (x_i, y_i)) a_j + \sum_{i=1}^d b_i p_i(x_j, y_j) = F_j, \quad j=1, \dots, N$$

$$\sum_{i=1}^N a_i p_k(x_i, y_i) = 0, \quad k = 1, 2, \dots, d.$$

The development with semi-Hilbert spaces in Duchon [72, 73] is an extension of earlier work of Atteia [10-12] and Thomann [192-193] using Hilbert spaces. The essential difficulty in applying the general results is the construction of an appropriate reproducing kernel. We turn now to some specific examples.

Suppose X is the space of all functions on the rectangle $D = H$ (cf. (3.4)) which have (distributional) derivatives up to order 2 which lie in $L^2(H)$. For $f \in X$, let

$$(3.22) \quad \theta(f) = \iint_D |D_x^2 f|^2 + 2 |D_x D_y f|^2 + |D_y^2 f|^2.$$

ORIGINAL PAGE IS
OF POOR QUALITY

The reproducing kernel in this case can be written down as an infinite series involving sin and cos, and the space N is spanned by 1, x , and y . Similarly, if we replace H by the unit disc UD , the kernel can be computed as an infinite series (see Atteia [10-12] and Thomann [192-193]). Thomann considers computation of these splines by approximating the infinite series--FORTRAN programs are also included.

If we replace the bounded sets H or UD by the entire plane R^2 and introduce an appropriate space X , it is possible to obtain explicit expressions for the reproducing kernel. This is the content of Duchon [72,73]. In particular, let \tilde{H}^s be the set of all tempered distributions f on R^2 whose Fourier transforms \hat{f} satisfy $\int |\hat{f}|^2 t^{2s} dt < \infty$. Let X^{ms} denote the set of all functions which have derivatives up to order m lying in \tilde{H}^s . Our first example concerns the space X^{20} . If we choose Θ as in (3.22), then the interpolating spline solution of (3.19) is of the form

$$(3.23) \quad s(x,y) = \sum_{i=1}^N a_i r_i^2(x,y) \log(r_i(x,y)) + b_1 x + b_2 y + b_3,$$

where $r_i(x,y) = [(x-x_i)^2 + (y-y_i)^2]^{\frac{1}{2}}$. The coefficients are determined from the system (3.21) with $d = 3$, $N = \text{span}\{1, x, y\}$, and $K(z,w) = |z-w|^2 \log|z-w|$. Duchon refers to this type of spline as a thin plate spline since the expression Θ relates to the energy in a thin plate forced to interpolate the data. This spline belongs to $C(R^2)$.

As a second example, suppose we consider $X = \lambda^{21}$. In this case the solution of (3.19) with Θ given by (3.22) has the form

$$(3.24) \quad s(x,y) = \sum_{i=1}^N a_i (r_i(x,y))^3 + b_1 x + b_2 y + b_3.$$

Here $K(z,w) = |z-w|^3$. Duchon [72,73] refers to these splines

ORIGINAL FACES IS OF POOR QUALITY

as pseudo-cubic splines because of the analogy with the cubic splines in one variable. They belong to $C^1(\mathbb{R})$. Pseudo quintic splines etc. are also considered in Duchon [72, 73].

A similar program has been carried out by Mansfield [133-137] for some spaces of smooth functions defined on a rectangle H . In [136] she considers a space of functions $T^{m,n}(\alpha,\beta)$, where m and n are positive integers and $a \leq \alpha \leq b$, $c \leq \beta \leq d$. This space is actually defined by completion of a set of tensor product functions with respect to an appropriate inner-product, and we do not want to define it precisely here. A function $f \in T^{m,n}(\alpha,\beta)$ has the following properties, however:

$$(3.25) \left\{ \begin{array}{l} f^{(i,j)} \in C(H), \quad i = 0, 1, \dots, m-1 \quad \text{and} \quad j = 0, 1, \dots, n-1 \\ f^{(s-j-1,j)}(x,\beta) \in AC[a,b] \quad \text{and} \quad f^{(s-j,j)}(x,\beta) \in L^2[a,b], \\ \qquad \qquad \qquad \qquad \qquad \qquad j = 0, 1, \dots, n-1 \\ f^{(i,s-1-1)}(\alpha,y) \in AC[c,d] \quad \text{and} \quad f^{(i,s-1)}(\alpha,y) \in L^2[c,d], \\ \qquad \qquad \qquad \qquad \qquad \qquad i = 0, 1, \dots, m-1 \\ f^{(m-1,n-1)} \in AC(H) \quad \text{and} \quad f^{(m,n)} \in L^2(H), \end{array} \right.$$

where AC stands for the space of absolutely continuous functions and where $s = m+n$. By constructing an appropriate reproducing kernel, she is able to solve problem (3.19) with

$$(3.26) \quad \theta(f) = \iint_H [f^{(m,n)}]^2 + \sum_{j=0}^{n-1} \int_a^b [f^{(s-j,j)}(x,\beta)]^2 dx \\ + \sum_{i=0}^{m-1} \int_c^d [f^{(i,s-1)}(\alpha,y)]^2 dy.$$

In [133], Mansfield carries out a similar analysis for a space of functions $K^{m,n}$ defined on the rectangle H . Here $K^{m,n} = L_2^m[a,b] \times L_2^n[c,d]$, where $L_2^m[a,b]$ is the usual Sobolev space of functions with absolutely continuous derivatives up to order $m-1$, and with $f^{(m)} \in L^2[a,b]$. By constructing an

appropriate reproducing kernel, she now solves problem (3.19) with

$$(3.27) \quad \theta(f) = \iint_H [f^{(m,n)}]^2 + \sum_{j=0}^{n-1} \int_a^b [f^{(m,j)}(x,c)]^2 dx \\ + \sum_{i=0}^{m-1} \int_c^d [f^{(i,n)}(a,y)]^2 dy .$$

The solution turns out to be a piecewise polynomial of degree $2m-1$ in x and of degree $2n-1$ in y . It is also in $C^{2m-2, 2n-2}(H)$. For the particular case of gridded data, it reduces to the tensor product of one-variable splines (cf. the following section). Other more general definitions of θ are also considered (with minor modifications on the one-dimensional integrals).

A more algebraic approach to constructing multidimensional spline functions (which also involves certain kernel functions) has been taken by Schaback [173-174]. His two-dimensional kernel function is obtained as a tensor product of one-dimensional kernels.

3.5. Spline interpolation (gridded data). The problem of constructing interpolating splines in two dimensions with gridded data as in (3.4)-(3.6) is, of course, a special case of the general problems discussed in subsection 3.4. The development of the gridded data case predated the more general development and, moreover, is considerably simpler. There are a great many papers on two-dimensional polynomial splines and generalizations. We do not have space here to discuss all of them in detail. We shall be content to quote some of the papers and to give a somewhat more complete discussion of polynomial splines, which are the most widely used splines for this problem.

Some early papers dealing with two-dimensional interpolating splines include Birkhoff and de Boor [26], Birkhoff and

ORIGINAL PAGE IS
OF POOR QUALITY

Garabedian [27], Price and Simonson [159], and Theilheimer and Starkweather [191]. In [26] certain bicubic splines were introduced which were later studied in detail in de Boor [32]. The problem was to minimize

$$(3.28) \int_a^b \int_c^d [f^{(2,2)}(x,y)]^2 dx dy$$

over all appropriately smooth functions on the rectangle H which interpolate the gridded data (3.4)-(3.6). It was found that the solution of this problem was a certain bicubic function with global smoothness $C^2(H)$. This problem was generalized to minimizing

$$(3.29) \theta(f) = \int_a^b \int_c^d [f^{(m,n)}(x,y)]^2 dx dy, \quad m = 2p, n = 2q$$

in Ahlberg, Nilson and Walsh [1,2], whose solution involves certain higher-order polynomial splines. Since they are widely used, we give a short algebraic treatment here.

The points $\{x_i\}_0^{k+1}$ and $\{y_j\}_0^{l+1}$ define a partition of the intervals $[a,b]$ and $[c,d]$, respectively (cf. (3.5)). Suppose now that $x_{1-m} \leq \dots \leq x_{-1} \leq a < b \leq x_{k+2} \leq \dots \leq x_{k+m-1}$ and $y_{1-n} \leq \dots \leq y_{-1} \leq c < d \leq y_{l+2} \leq \dots \leq y_{l+n-1}$ are chosen arbitrarily. Let $\{N_i^m\}_{1-m}^k$ be the B-splines associated with the x -partition, and let the B-splines associated with the y -partition be denoted by $\{N_j^n(y)\}_{1-n}^l$. For a complete discussion of B-splines and their properties, see de Boor [36] in this volume (or [33]). Let

$$(3.30) N_{ij}(x,y) = N_i^m(x)N_j^n(y), \quad i = 1-m, \dots, k \text{ and } j = 1-n, \dots, l.$$

The linear space

$$(3.31) \mathcal{S} = \text{span} \{N_{ij}(x,y)\}_{i=1-m, j=1-n}^{k, l}$$

is clearly of dimension $(k+m)(l+n)$. We may now construct an

ORIGINAL P. ...
OF POOR QUALITY

element in (3.31) which interpolates to the gridded data.

Since there are only $(k+2)(l+2)$ data points on the grid (cf. (3.4)-(3.6), it is clear that if we use s to interpolate, we have

$$(3.32) \quad (k+m)(l+n) - (k+2)(l+2) = (k+2)(n-2) + (l+2)(m-2) + (n-2)(m-2)$$

free parameters. Thus, to uniquely define a spline, one must add additional conditions. Recall that $m = 2p$ and $n = 2q$. Then we might add the extra conditions

$$(3.33) \quad \begin{aligned} s^{(v,0)}(x_0, y_j) &= s^{(v,0)}(x_{k+1}, y_j) = 0, & j = 0, 1, \dots, l+1 \\ & & v = p, \dots, m-2 \\ s^{(0,\mu)}(x_i, y_0) &= s^{(0,\mu)}(x_i, y_{l+1}) = 0, & i = 0, 1, \dots, k+1 \\ & & \mu = q, \dots, n-2 \end{aligned}$$

and

$$(3.34) \quad \begin{aligned} s^{(v,\mu)}(x_0, y_0) &= s^{(v,\mu)}(x_0, y_{l+1}) - s^{(v,\mu)}(x_{k+1}, y_0) \\ &= s^{(v,\mu)}(x_{k+1}, y_{l+1}) = 0, & v = p, \dots, m-1 \\ & & \mu = q, \dots, n-1. \end{aligned}$$

These are called the natural boundary conditions, and it can be shown that the system of equations

$$(3.35) \quad \sum_{i=1-m}^k \sum_{j=1-n}^l a_{ij} N_{ij}(x_\alpha, y_\beta) = F_{\alpha\beta}, \quad \begin{aligned} \alpha &= 0, 1, \dots, k+1 \\ \beta &= 0, 1, \dots, l+1 \end{aligned}$$

coupled with the conditions (3.33)-(3.34) provides a nonsingular system of equations for the coefficients $\{a_{ij}\}$. This system has convenient bandedness properties if the equations are arranged properly. The resulting spline is precisely the solution of the minimization problem (3.29). The boundary conditions (3.33)-(3.34) are the natural ones associated with the problem (3.29). However, it is also possible to specify lower-order derivative information along the boundary and also obtain a nonsingular system of equations. The resulting spline, called Type I, can also be shown to satisfy an appropriate minimization

problem. However, for data-fitting purposes, to use the interpolant with boundary derivative data one would first have to perform a first-stage approximation to find estimates for the required derivatives.

The best-known case of the above spline interpolation is the case $m = n = 4$, i.e., bicubic spline interpolation. In this case the surface constructed is a piecewise bicubic with global smoothness $C^2(H)$. The natural boundary conditions set second-derivative values to 0. Programs for computing natural bicubic interpolating splines can be found in the IMSL Library [117] in FORTRAN. FORTRAN programs for Type I bicubic splines can be found in Koelling and Whitten [121], where the required boundary information is assumed to be input. An ALGOL program for computing Type I bicubic splines in which boundary data are automatically computed by fitting one-dimensional splines appears in Späth [183].

Bicubic spline interpolation has been widely applied. For some references in the Geology literature, see eg. Anderson [7], Bhattacharyya [22], Holroyd and Bhattacharyya [115], Koelling and Whitten [121], and Whitten and Koelling [206].

Problem (3.29) has been widely generalized in the spline literature. Instead of minimizing ordinary derivatives, one may introduce general linear operators, and instead of dealing with point evaluation functionals, more general linear functionals may be permitted. To list some (but by no means all) papers dealing with such generalizations, we mention Arthur [8,9], Birkhoff, Schultz and Varga [29], de Boor [34], Delvos [65,66], Delvos and Schempp [68,69], Delvos and Schlosser [70], Fisher and Jerome [78,79], Haussmann [100], Haussmann and Munch [104], Munteanu [143,144], Nielson [148,150], Ritter [164,165], Sard [171,172], Schoenberg [176], Schultz [177,178], Späth [184,185], and Zavalov [209-212]. On L-shaped regions and other polygons

see Birkhoff [25] and Carlson and Hall [44-49].

We close this section by mentioning another direction of generalization which has led to a considerable development, the idea of spline blending. These methods are useful for construction of a surface which interpolates not only function values at isolated points but on the grid lines themselves; i.e.,

$$(3.36) \quad \begin{aligned} f(x, y_j) &= F(x, y_j) & a \leq x \leq b & \text{ and } j = 0, 1, \dots, l+1 \\ f(x_i, y) &= F(x_i, y) & c \leq y \leq d & \text{ and } i = 0, 1, \dots, k+1. \end{aligned}$$

To use such blending methods one must have F defined on the grid lines. Thus, the methods could be of value as second-stage processes. We do not have space to go into detail on spline-blended methods. We refer to the recent book of Barnhill and Riesenfeld [20] for a collection of papers on the subject and for further references. See also the papers of Gordon [84-87] and Gordon and Hall [88]. Recently, considerable effort has gone into showing that blending methods also arise as solutions of appropriate variational problems; see the papers of Delvos [65], Delvos and Kusters [66], and Delvos and Malinka [67].

4. Local interpolation methods

The interpolation methods discussed in section 3 were global in nature--that is, the value $f(x, y)$ of the constructed surface at any given point (x, y) in D depends on the values of all of the data points. This generally means that to compute a representation for f one has to solve a fairly large system of equations, and to evaluate $f(x, y)$ one generally has to carry out a considerable amount of arithmetic. In this section we shall consider local schemes where the surface depends only on nearby data points. Then the construction will usually lead to (a possibly large number) of small systems of equations, and moreover, the evaluation of the surface at a given point will

usually involve very little computation.

Many of the schemes mentioned in section 3 can be made local in nature by the following simple approach. Suppose that the domain D is partitioned into subdomains: $D = \bigcup_{i=1}^d D_i$. We then seek a surface in the form

$$(4.1) \quad f(x,y) = \{f_i(x,y), \quad (x,y) \in D_i, \quad i = 1, 2, \dots, d.$$

To construct each individual f_i , we suppose that \tilde{D}_i are domains containing D_i , which contain only points which are "near" D_i . Then we use the data (and only the data) in \tilde{D}_i to construct f_i . Usually, we can choose $\tilde{D}_i = D_i$. In most cases the most convenient choices for the subdomains D_i are triangles and rectangles. We discuss these two cases first.

4.1. Triangular subregions (scattered data). Suppose that we are given data at points $P_i = (x_i, y_i)$, $i = 1, 2, \dots, N$ scattered throughout the plane, and let D be the convex hull of these points. It is more or less clear that by drawing lines from point to point we can construct a set of triangles with vertices at the P_i which partition D . It is also clear that given any set of points, this triangularization of D is not usually uniquely defined (see Figure 2 below for two different triangularizations of the same region). Moreover, as the figure shows, some triangularizations are superior to others in the sense that they exhibit fewer of the less desirable long thin triangles.

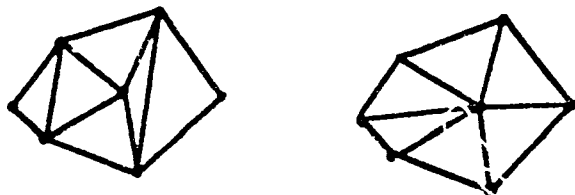


Figure 2. Triangularization

The design of an algorithm to divide a region into acceptable triangles with vertices at prescribed points is not as easy as it sounds. Two algorithms in the literature which are designed to give good triangularizations can be found in Cavendish [50] and in Lawson [128].

The simplest approach to defining a local interpolating surface is to construct $f_i(x,y)$ to be of the form $a_1 + a_2x + a_3y$ in each triangle. The data at the three corners of the triangle determine the coefficients for that piece of f (the corresponding system will be nonsingular provided the triangle is nondegenerate). This procedure produces a piecewise linear surface which, in fact, will be globally continuous. This last property follows from the fact that along the sides of the triangle the functions reduce to straight lines joining the vertices. This method has been used by several authors for data fitting, e.g., Lawson [128] and Whitten [206]. For some contouring routines based on this local interpolation scheme, see section 8.

If we desire to interpolate several sets of data defined on the same triangularization, it may be more convenient to compute Lagrangian functions rather than to compute the surface in each triangle separately. In particular, it is clear that we can construct functions $\{\phi_j(x,y)\}_1^N$ with the property

$$(4.2) \quad \phi_j(x_i, y_i) = \delta_{ij}, \quad i, j = 1, 2, \dots, N.$$

These functions can be constructed as pyramids in such a way that the function ϕ_j has support only on the triangles surrounding the point (x_j, y_j) (see Figure 3). In terms of these Lagrangian functions, the interpolating surface is given by

$$(4.3) \quad f(x,y) = \sum_{j=1}^N F_j \phi_j(x,y).$$

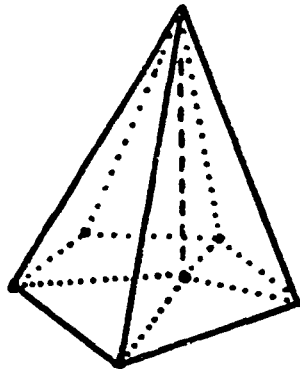


Figure 3. A Lagrange Element

The Lagrangian approach to local interpolation is very reminiscent of the finite element method in which the solution of an operator equation is sought in the form of a linear combination of a set of functions (called elements) with the property (4.2). (See e.g., Prenter [157], Schultz [179], or Strang and Fix [188].) There is no need to restrict the elements to be piecewise linear functions--we may use higher-order polynomials, rational functions, or even more complicated functions. In fact, if we are careful in the construction, we may be able to construct elements with small support but higher global smoothness.

There are a great many papers in the finite-element literature concerned with defining convenient smooth elements (Lagrangian functions with small support). To mention a few, see Barnhill, Birkhoff, and Gordon [16], Barnhill and Gregory [17, 18], Barnhill and Mansfield [19], Birkhoff and Mansfield [28], Bramble and Zlamal [39], Goel [83], Hall [94], Mitchell [141], Mitchell and Phillips [142], Nicolaidis [146,147], Zenisek [213], Zienkiewicz [214], and Zlamal [215-217]. The books on finite elements of Aziz [13], de Boor [35], Strang and Fix [188], and Whiteman [198] should also be consulted.

The construction of elements with higher-order smoothness becomes increasingly difficult. For example, it is shown in Mansfield [137] that to get an element with support on the triangles surrounding P_j and with global continuity $C^1(D)$, it is necessary to use polynomials of degree 5 at least. (Matters are somewhat simpler on regular triangularizations, see subsection 4.2 below.)

We close this subsection by mentioning that it is also possible to perform interpolation using elements based on triangles to data which also involves derivatives, or in analogy with the blending methods, to data which includes function values along the edges of the triangles. (See e.g., Barnhill, Birkhoff, and Gordon [16], or Barnhill and Gregory [17,18].) These methods are not directly applicable to the scattered data Problem 1.1, but may be useful as second-stage methods.

4.2. Regular triangularizations. When the data is distributed such that the region can be triangulated into a set of congruent triangles, then it is extremely advantageous to use the Lagrange approach. In particular, in this case we can find an element ϕ with value 1 at $(0,0)$ such that all other elements are translates of ϕ . In this case, f takes the form

$$(4.4) \quad f(x, y) = \sum_{j=1}^N F_j \phi((x, y) - (x_j, y_j)).$$

We illustrate this with a couple of examples. Suppose that we are given data at points chosen from the collection

$$(4.5) \quad \Omega_1 = \{(i, j)\}_{i, j \in Z} \cup \{(i + \frac{1}{2}, j + \frac{1}{2})\}_{i, j \in Z}, \quad Z = \{\text{integers}\}.$$

These points lie on the corners of a triangular grid as shown in Figure 4.

It is shown in Zwart [218, p.673] that there exists a function $\phi \in C^1(\mathbb{R}^2)$ which is 1 at the origin and 0 at all other points in Ω , and has support on the shaded region in Figure 4.

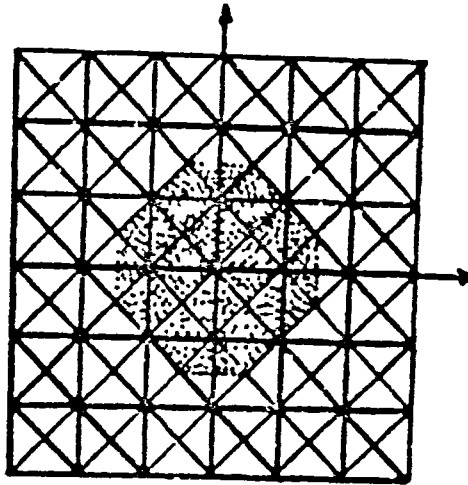


Figure 4. A Regular Triangularization

This function is constructed as a piecewise quadratic polynomial. A similar element has been constructed by Powell [156] (the figure on page 267 of [156] should be rotated 45° to see it).

To give another example, suppose that we consider the set of points Ω_2 which lie at the vertices of the grid defined by equilateral triangles shown in Figure 5.

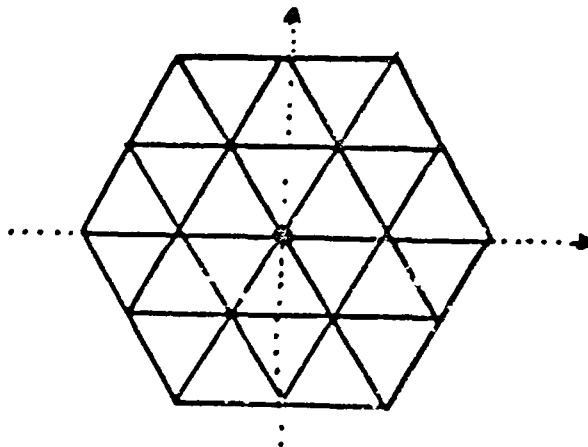


Figure 5. Another Regular Triangularization

ORIGINAL PRICE IS
OF POOR QUALITY

It is shown in Fredrickson [81] that there exists a function ϕ which has value 1 at the origin and value 0 at all other points in Ω_2 . The function ϕ is in $C^2(\mathbb{R}^2)$, consists of piecewise quartics, and has support in the region shown in Figure 5. Fredrickson also constructs a piecewise cubic element with the same support but which is only $C^1(\mathbb{R}^2)$. For right triangles see Carlson and Hall [44].

4.3. Rectangular subregions. In this section we suppose that we have data given at points lying on a rectangular grid as in (3.4)-(3.6), and consider local interpolation methods. The simplest approach here (cf. the triangularization case) is to construct a separate bilinear function $f(x,y) = a_1 + a_2x + a_3y + a_4xy$ in each subrectangle, $H_{ij} = [x_i, x_{i+1}] \times [y_j, y_{j+1}]$, using the four corner values to determine the coefficients. Since the bilinear patches reduce to linear functions on the grid lines, the global surface is $C(R)$.

Several authors have considered constructing functions on each of the H_{ij} using higher-order polynomials. This requires additional information in addition to the four corner values. For example, if one seeks a bicubic

$$(4.6) \quad f(x,y) = \sum_{i=0}^3 \sum_{j=0}^3 a_{ij} x^i y^j,$$

there are 16 coefficients to determine. These could be determined by the four corner values, plus the values of f_x , f_y , and f_{xy} at each corner. To determine these, one must perform some first-stage process. For some approaches to this, see Akima [5], Hessing, et al [114], and Shu, et al [181]. A FORTRAN program for Akima's method can be found in [6]. Nonpolynomial patches have also been considered; e.g., see Birkhoff and Garabedian [27].

The Lagrange (finite element) approach can also be used in

the case of rectangular gridded data. In particular, if we can construct a function satisfying (4.2) with local support, then the surface f given by (4.3) will interpolate and the method will be local in character. As before, the Lagrange approach is especially convenient if the grid is regular, i.e., if all subrectangles H_{ij} are congruent. To illustrate this, suppose that the H_{ij} are actually the unit squares; i.e., the data points lie in the set

$$(4.7) \quad \Omega_3 = \{(i,j) \mid i,j \in Z, Z = \{\text{integers}\}\}.$$

To get a quadratic C^1 element, we may simply rotate the element of Zwart [218] considered in the last section by 45 degrees (cf. Figure 4), or we may take the element of Powell [156].

4.4. Parametric representations. The methods discussed in the last section is concerned with data given on a rectangular grid. By using parametric representations, it is possible to construct similar local interpolating surfaces for data given at the corners of any partition of D consisting of quadrilaterals. In this section we briefly describe how this might proceed.

Suppose Q is a particular quadrilateral subregion of D of interest. In addition, suppose that $x(s,t)$, $y(s,t)$, and $z(s,t)$ are functions defined on the unit square $U = [0,1] \times [0,1]$ with the properties that as (s,t) runs over the boundary of U , $(x(s,t), y(s,t))$ runs over the boundary of the quadrilateral; the four corners of U correspond to the four corners of Q ; and $z(s,t)$ takes on the desired data values at the four corners of U . In this case, the triple $(x(s,t), y(s,t), z(s,t))$ provides a parametric representation of a piece of surface defined over Q interpolating the data.

The problem of constructing parametric representations of interpolating functions has been considered in a number of papers. Several papers on these methods and a host of references can be found in the book of Barnhill and Riesenfeld [20]; see

ORIGINAL PAGE IS
OF POOR QUALITY

also the survey paper of Shu et al [181]. Such surfaces are sometimes called Coon's surfaces, cf. Coons [59], and are of considerable interest in the field of computer-aided geometric design. To mention just a few of the actual papers, see Ahuja and Coons [4], Earnshaw and Youille [74], Ferguson [77], Hayes [107], Hosaka [116], and Mangeron [132].

There also has been some effort directed towards constructing elements (Lagrange functions) associated with other less regular subsets of the plane. We mention, for example, the work of Charlet and Raviart [55], Wachspress [194,195], and Zlamal [217] in which elements are constructed for domains involving curved edges.

4.5. Local Shepard methods. It is possible to modify the method discussed in subsection 3.3 to make it local. For example, following Shepard [180], suppose we fix $0 < R$ and define

$$(4.8) \quad \psi(r) = \begin{cases} 1/r & 0 < r \leq \frac{R}{3}, \\ \frac{27}{4R} \left(\frac{r}{R} - 1\right)^2, & R/3 < r \leq R, \\ 0 & , \quad R < r \end{cases}$$

This function is continuously differentiable and vanishes identically for $r < R$. Now with r_i as in (3.8), we define

$$(4.9) \quad f(x, y) = \begin{cases} \frac{\sum_{i=1}^N F_i [\psi(r_i)]^\mu}{\sum_{i=1}^N [\psi(r_i)]^\mu}, & \text{when } r_i \neq 0, \text{ all } i \\ F_i & , \text{ when } r_i = 0. \end{cases}$$

Formula (4.9) is defined at all (x, y) in the plane R^2 . By definition it interpolates the values F_i at the data points (x_i, y_i) , $i = 1, 2, \dots, N$. The values at non-data points are obtained as weighted averages of the data values F_i , but

ORIGINAL PAGE IS
OF POOR QUALITY

only those which lie at points within a distance of R of (x,y) . Thus, the formula is local.

To use this method in practice it is necessary to choose a reasonable value for R . The aim is to find R so that for every (x,y) a reasonable number of data points will fall in the disk centered at (x,y) of radius R . It would also be possible to let R depend on (x,y) , i.e., to use different values of R in different subregions of D .

5. Global approximation

As mentioned in the introduction, frequently the data does not warrant constructing an interpolating function (e.g., because of errors). In such cases it may be preferable to construct a surface which only approximates the data. In this section we discuss some global approximation methods.

5.1. Polynomial least squares. The general theory of discrete least-squares fitting is very well known. To briefly review, suppose that $\{\phi_j\}_1^n$ are n given functions on D . Define

$$(5.1) \quad \phi(a) = \sum_{i=1}^N \left| \sum_{j=1}^n a_j \phi_j(x_i, y_i) - F_i \right|^2,$$

where $a = (a_1, \dots, a_n)^T$ is any vector in R^n . Then the problem is to find a^* such that

$$(5.2) \quad \phi(a^*) = \min_a \phi(a).$$

The corresponding function

$$(5.3) \quad f(x, y) = \sum_{j=1}^n a_j^* \phi_j(x, y)$$

is called the discrete least-squares approximation of the data $\{F_i\}_1^N$. Usually one takes n considerably smaller than N . In this section we briefly discuss least squares using polynomials. Before doing so, however, we make a few general remarks about

solving the general least-squares problem.

There are several approaches to solving (5.2). Perhaps the neatest is the case where the $\{\phi_j\}_1^n$ are orthonormal with respect to the inner-product

$$(5.4) \quad (\phi, \psi) = \sum_{i=1}^N \phi(x_i, y_i) \psi(x_i, y_i).$$

Then the solution of (5.2) can be written down explicitly as

$$(5.5) \quad f(x, y) = \sum_{j=1}^n c_j \phi_j(x, y).$$

A second very well-known approach to solving (5.2) is via the normal equations

$$(5.6) \quad A^* A a = A^* F,$$

where $F = (F_1, \dots, F_N)^T$ is the vector of data values, and where

$$(5.7) \quad A = (\phi_j(x_i, y_i))_{j=1, i=1}^{n, N}.$$

In some cases the normal equations are a perfectly acceptable way to compute least-squares approximation, but in other cases the system (5.6) may be ill-conditioned (or even singular--cf. the following subsection for spline least squares). This approach is also not convenient should side conditions be desired (e.g., by imposing actual interpolation at some of the values). For more on the normal equations, see any book on Numerical Analysis.

A more modern method of solving least-squares problems is to use general matrix methods. Specifically, consider the observation equations

$$(5.8) \quad A a = F.$$

It can be shown that by applying a series of matrix transformations to this system, one can obtain a set of equations giving the vector a^* . For a complete description of methods of this

type see Lawson and Hanson [129] or Stewart [187]. Matrix methods are quite amenable to the adding of side conditions and can also be designed to take account of rank-deficiency of the matrix A (which corresponds to the case of singular normal equations).

Polynomial discrete least-squares fitting has been widely used for fitting surfaces to data, both scattered and regular. Several authors have developed algorithms for polynomial discrete least-squares fitting of scattered data by constructing orthonormal polynomials (e.g. by Gram-Schmidt orthonormalization). See, for example, Cadwell and Williams [42], Crain and Bhattacharyya [61], and Whitten [201,202]. The latter contains a FORTRAN program.

When the data are more regularly distributed, polynomial least-squares fitting can often be simplified. For example, if the data lie on a grid as in (3.4)-(3.6), then the desired orthogonal polynomials are simply products of the one-dimensional orthogonal polynomials associated with the one-dimensional inner products corresponding to $\{x_i\}_0^{k+1}$ and $\{y_j\}_0^{l+1}$ respectively; e.g., see Cadwell [41] or Clenshaw and Hayes [56], as well as the survey papers of Hayes [105,108,109].

There are also special methods for handling data which are not on a grid but instead lie on parallel straight lines. For example, Clenshaw and Hayes [56] have developed methods using expansions in terms of Tchebycheff polynomials (although the method actually only produces an approximation to the least-squares fit rather than the actual minimum).

Polynomial least squares can also be interpreted as multi-dimensional regression as practiced by statisticians, e. ., see Effroymsen [75]. For example, if we are trying to fit a function in the form

$$f(x,y) = \sum_{i=0}^{dx} \sum_{j=0}^{dy} a_{ij} x^i y^j,$$

then by defining new variables by

$$z_{v(dy+1)+\mu} = x^v y^\mu, \quad \begin{array}{l} v = 0, 1, \dots, dx \\ \mu = 0, 1, \dots, dy \end{array}$$

we can write

$$f(x,y) = \sum_{i=0}^d b_i z_i, \quad d = dx dy + dx + dy,$$

and the problem becomes one of fitting a linear function in several variables.

We close this section by observing that in some cases it may be desirable to consider weighted least squares. In particular, if we have positive weights $w_i > 0$, $i = 1, 2, \dots, N$, then we may replace ϕ in (5.1) by

$$I_w(a) = \sum_{i=1}^N w_i \left| \sum_{j=1}^n a_j g_j(x_i, y_i) - F_i \right|^2.$$

It is interesting to note that the interpolation formula of Shepard discussed in section 3.3 can be interpreted in terms of weighted least-squares fitting. In particular, fix (x,y) in D , and let $r_i(x,y)$ be the distance from (x,y) to the point (x_i, y_i) as before. Now set $w_i = r_i^{-\mu}$, and consider least-squares approximation by a constant c , using these weights. Then one easily computes that the least-squares choice of c is

$$c = \frac{\sum_{i=1}^N w_i F_i}{\sum_{i=1}^N w_i} = \frac{\sum_{i=1}^N F_i r_i^{-\mu}}{\sum_{i=1}^N r_i^{-\mu}}.$$

This approach was adopted by Pelto, Elkins and Boyd [152] (as pointed out to me by Chuck Duris).

5.2. Discrete least-squares fitting by splines. As outlined in the previous subsection, discrete least squares can be carried out with any finite set of functions. It is not surprising that a number of authors have tried using tensor product splines. See, e.g., Halliday, Wall, and Joyner [96], Hayes and Halliday [110], Jordan [119], Hanson, Radbill, and Lawson [97], and Whiten [199]. Hayes and Halliday have developed both ALGOL and FORTRAN programs. It is, on the other hand, perhaps somewhat surprising that least-squares fitting with splines can be somewhat problematical. We briefly discuss the method.

Suppose that $H = [a,b] \times [c,d]$ is a rectangle containing the domain D of interest. Let $\{x_i\}_0^{k+1}$ and $\{y_j\}_0^{l+1}$ be partitions of $[a,b]$ and $[c,d]$, respectively, and let $\{N_{ij}\}_{1-m,1-n}^{k+1,l+1}$ be the tensor product B-splines discussed in section 3.5. We consider discrete least-squares fitting using these $(k+m)(l+n)$ B-splines.

To explain how difficulties can arise with spline least-square fitting, we observe that it is quite easy for the matrix A in the observational equations (5.8) to be rank-deficient. On a trivial level this can happen if for some B-spline N_{ij} , none of the data points lies in its support. This deficiency can, of course, be easily removed by dropping this particular B-spline from the set being used to approximate. But rank deficiency can also occur in more subtle ways because of the local support properties of the functions. This problem can be overcome with properly designed algorithms. See Hayes and Halliday [110] for a careful discussion of spline least-squares fitting. Lawson and Hanson [129] include a general discussion of how to handle rank deficient least-squares problems.

If we operate in terms of the normal equations, then it may well occur that the normal equations are in fact singular. This is again due to the local property of the B-splines com-

bined with the discrete inner-product. Even when it is not singular, the set of normal equations can be ill-conditioned (even though it is a relatively sparse matrix with a kind of repeated band-structure).

Discrete least squares can also be carried out with various finite dimensional linear spaces of blended functions. For an extensive study of such methods, see the dissertation of Doty [71].

5.3. Discrete l_1 and l_∞ approximation. Instead of performing discrete least squares, we may consider the following discrete approximation problem: Given functions $\{\phi_j\}_1^n$ defined on D , we seek a^* so that

$$(5.9) \quad \phi(a) = \sum_{i=1}^N \left| \sum_{j=1}^n a_j \phi_j(x_i, y_i) - F_i \right|$$

is minimized. Alternatively, we may minimize

$$(5.10) \quad \phi(a) = \max_{1 \leq i \leq N} \left| \sum_{j=1}^n a_j \phi_j(x_i, y_i) - F_i \right|.$$

These are the usual l_1 and l_∞ best approximation problems. Both of these problems can easily be reformulated as linear programming problems for the determinations of the optimal a^* (cf. Rabinowicz [160,161] or Rosen [167]). Reasonable choices for the $\{\phi_j\}$ would be low-degree polynomials if D is small, or possibly spline functions.

Discrete approximation methods of this type have had relatively little exposure in the literature. For some results using tensor product spline in the l_∞ problem, see Rosen. The optimal a^* was obtained there by using the standard simplex method on the associated dual linear programming problem.

The l_∞ problem can also be solved by using Remez-type algorithms. For an algorithm which performs generalized

rational approximation (and thus can also be used for polynomial approximations) see Kaufman and Taylor [120]. Theoretical considerations for Tchebycheff approximation in several variables can be found in Collatz [58] or Weinstein [196], for example.

5.4. Spline smoothing (scattered data). In this section we consider some minimization problems similar to those discussed in section 3.4, but where the class of admissible functions is not required to interpolate and where the functional to be minimized includes a term measuring how close the function comes to fitting the data. To be more specific, suppose X is a linear space of "smooth" functions and that θ is a functional on X which measures the smoothness of an element in X . Suppose in addition that E is a functional defined on X which measures how well a function fits the data. Then the spline-smoothing problem is the following:

$$(5.11) \quad \text{Find } s \in X \text{ such that } \rho(s) = \inf_{u \in X} \rho(u),$$

where

$$(5.12) \quad \rho(f) = \theta(f) + E(f).$$

The abstract theory of spline smoothing has been well developed; see, e.g., the book of Laurent [127] and references therein. To illustrate the ideas, we briefly discuss a couple of examples. We suppose as in section 3.4 that X is a semi-Hilbert space and that θ is a seminorm on X with $N = \{f \in X: \theta(f) = 0\}$. We also suppose that X is actually a function space defined on a domain D , and that the point evaluators at $\{(x_i, y_i)\}_1^N$ are bounded linear functionals on X . We define

$$(5.13) \quad E(f) = p \sum_{i=1}^N [f(x_i, y_i) - F_i]^2,$$

where p is a fixed positive constant. Then it can be shown

ORIGINAL PAGE IS
OF POOR QUALITY

(cf. Duchon [72,73]) that the solution of Problem (5.11) is a spline which can be written in the form (3.20), where now the coefficients are determined from the linear system

$$(5.14) \quad \sum_{i=1}^N K((x_j, y_j); (x_i, y_i)) a_i + \sum_{i=1}^d b_i p_i(x_j, y_j) + a_j/p = F_j, \quad j = 1, 2, \dots, N,$$

$$\sum_{i=1}^d a_i p_{ik}(x_i, y_i) = 0, \quad k = 1, 2, \dots, d.$$

As in section 3.4, the application of this method depends on constructing a reproducing kernel K . If θ is chosen as in (3.22), Attela [10-12] and Thomann [192,193] considered spline smoothing for spaces of smooth functions on the rectangle and on the disc (the latter even contains ALGOL programs). Duchon [72,73] considers similar problems defined on $D = R^2$.

A similar spline-smoothing problem has also been considered by Pivovarov [154], where θ is taken to be

$$(5.15) \quad \theta(f) = \iint [D_x^2 f]^2 + [D_y^2 f]^2.$$

See also Kubik [123].

5.5. Smoothing splines (gridded data). In section 3.5 we considered several minimization problems whose solutions led to interpolating polynomial splines (and generalizations). In conjunction with the development of interpolating splines for gridded data, there was a concurrent development of smoothing splines. For example, instead of minimizing the integral θ in (3.29) over appropriate smooth interpolating functions, we may minimize instead $\rho(f) = \theta(f) + pE(f)$, where E is given by

$$(5.16) \quad E(f) = \sum_{i=0}^{k+1} \sum_{j=0}^{l+1} [f(x_i, y_j) - F_{ij}]^2.$$

For results in this direction, see e.g. Nielson [149,150]. For

θ given by (3.29), the smoothing splines are again polynomial splines. Again, more general linear differential operators and more general linear functionals can be considered.

5.6. Continuous least squares. The method of continuous least squares is not directly suited to fitting surfaces to discrete data, but it can be of use as a second-stage process, so we briefly review it. We suppose now that F is a function defined on D which we wish to approximate, and that $\{\phi_j\}_1^n$ are given functions on D . We define

$$(5.17) \quad \langle f, g \rangle = \iint_D f(x, y) g(x, y) dx dy, \quad \|f\|^2 = \langle f, f \rangle$$

and

$$(5.18) \quad \phi(a) = \left\| \sum_{j=1}^n a_j \phi_j - F \right\|^2.$$

The problem is to find a^* to minimize $\phi(a)$. The solution is given by solving the normal equations

$$(5.19) \quad Aa = r,$$

where

$$A = (\langle \phi_i, \phi_j \rangle)_{i,j=1}^n \quad \text{and} \quad r = [\langle \phi_1, F \rangle, \dots, \langle \phi_n, F \rangle]^T.$$

For reasonably nice approximating functions it is often possible to compute the normal matrix exactly. In practice, the difficulty lies in evaluating the right-hand sides. Generally a quadrature formula is required for this. One advantage of the method would be that if several data-fitting problems are to be solved using the same set of approximating functions, one can do the work of inverting the normal matrix just once and re-use the result as many times as desired.

Reasonable choices for the approximating functions include polynomials, or better yet, tensor product B-splines as in (3.30). Here the singularity problems do not crop up for the splines because we are integrating instead of summing over

finitely many points. The normal matrix in this case has a kind of repeated band structure. The entries can be computed exactly, e.g., by Gaussian quadrature (cf. de Boor, Lyche and Schumaker [38]). Uniform best approximation by tensor products of splines has also been considered, e.g., see Sommer [182].

6. Local approximation methods

As pointed out at the beginning of section 4, there are many advantages which accrue if one uses local methods rather than global ones. In this section we discuss some local approximation schemes.

6.1. Patch methods. As in the case of interpolation, the simplest approach to obtaining local approximation methods is to partition the domain and to define a surface (patch) on each subdomain separately. In particular, suppose that $D = \cup\{D_i\}_1^d$, where D_i are disjoint subsets of D . Then we may seek f in the form

$$(6.1) \quad f(x, y) = \{f_i(x, y), (x, y) \in D_i, i = 1, 2, \dots, d.$$

To construct the patch $f_i(x, y)$, we might use the data available in the subregion D_i . In certain cases, however, it may well occur that no data at all are available in the set D_i . In this case we may choose a somewhat larger set \tilde{D}_i of points "near" D_i , and use the data in \tilde{D}_i to construct f_i . For any given method, it should be possible to make the choice of \tilde{D}_i adaptive so that the size of \tilde{D}_i is kept as small as possible consistent with the amount of data desired for the construction of f_i .

The patch method outlined above can be used with any of the approximation methods discussed in section 5. For example, one might choose to use polynomials (of low order), and to do discrete least-squares approximation. Or, one might use L_1 or L_∞ approximation or some other convenient space (e.g. splines)

instead of polynomials. The main point is to keep the size of each individual patch problem (and thus the size of the corresponding system of equations) small. We may have to solve a lot of systems of equations, but each will be small and fairly well-conditioned.

To illustrate how the adaptive feature might be implemented, suppose that the domain D of interest has been enclosed in a rectangle H and that a partition of H is defined by $H = \cup_{i=0, j=0}^{k, l} H_{ij}$, with $H_{ij} = [x_i, x_{i+1}] \times [y_j, y_{j+1}]$ for some

$$(6.2) \quad a = x_0 < x_1 < \dots < x_{k+1} = b, \quad c = y_0 < y_1 < \dots < y_{l+1} = d.$$

Now suppose that we want to do discrete least-squares fitting using a patch of the form $f_{ij}(x, y) = a + bx + cy$ on H_{ij} .

In this case it would be reasonable to require that at least 3 pieces of data should be used to construct f_{ij} . If H_{ij} does not contain 3 pieces of data, we expand H_{ij} to \tilde{H}_{ij} by adding all bordering rectangles. If this does not contain 3 pieces, we again add all bordering rectangles, etc. We then compute the discrete least-squares polynomial using the data in \tilde{H}_{ij} , but then we use the resulting function only in H_{ij} . The process may be repeated to define each required patch. This kind of adaptive algorithm is very easy to program.

In using patch methods to get local interpolation methods, we concentrated on methods using data at corners of triangles or rectangles, and by choosing appropriate forms for the patches it was possible to get the individual patches to match together to give a continuous global surface (or with more sophisticated patches, even $C^1(D)$ or higher). Here, however, where the individual patches are determined by approximation, it is not very likely that the patches will match up, and the global surface will generally not even be continuous. For most applications, this is a serious drawback. However, as we shall see in

ORIGINAL PAGE IS
OF POOR QUALITY

section 7, patch approximation methods can still be very useful as first-stage methods.

6.2. Direct local methods. In this section we discuss some local methods in which the approximating surface is constructed directly from the data without solving any systems of equations. It will be convenient to pose a more general problem than previously considered.

Let \mathcal{F} be a linear space of functions defined on D , and suppose that $\{\lambda_i\}_1^N$ are linear functionals defined on \mathcal{F} . Let $\{\phi_i\}_1^N$ be a prescribed set of functions defined on D . Then we are interested in approximation schemes of the following form:

$$(6.3) \quad QF(x, y) = \sum_{i=1}^N \lambda_i F \phi_i(x, y).$$

We can think of this as a surface-fitting problem where the data are given by $F_i = \lambda_i F$, $i = 1, 2, \dots, N$. Given the data, we can write the approximation down immediately.

We also observe that if the ϕ_i have support on small subsets of D , and if each λ_i also has support on the same set, then the formula (6.3) is local. For example, if we take λ_i to be point evaluation at the point (x_i, y_i) and $\phi_i(x, y)$ to be a function with support in a neighborhood of (x_i, y_i) , then the approximation formula simply becomes

$$(6.4) \quad QF(x, y) = \sum_{i=1}^N F_i \phi_i(x, y).$$

This is very reminiscent of the Lagrange form of interpolation (cf. (4.3)), but unless the ϕ_i are taken to satisfy (4.2), QF will not in fact be an interpolant. For this reason, formulae of the form (6.4) (or more generally (6.3)) are sometimes referred to as quasi-interpolants. Local quasi-interpolants of the form (6.3) can be constructed simply by defining the

functions $\{\phi_i\}_1^N$ with local supports. If each of these is continuous (or smooth), then QF will also be.

Although a host of quasi-interpolants can be constructed as outlined above, considerable care must be exercised in order to get methods which give good accuracy (when the original function F is smooth). As observed earlier, this is directly related to making the method exact for polynomials, i.e., such that $QF = P$ for all P in some class of polynomials.

To construct methods of the form (6.3) which apply to scattered data, it is necessary to construct appropriate $\{\phi_i\}_1^N$. While a host of methods can be constructed this way, it is not so easy to choose the ϕ_i to make the method exact for polynomials (which, as we remarked earlier, is directly related to how well the method will approximate smooth functions F). To get methods which do have a reasonable degree of exactness (and a correspondingly good error bound for smooth functions), it is easier to first choose the $\{\phi_i\}_1^N$, and then try to find suitable $\{\lambda_i\}_1^N$. While this generally rules out using point evaluators at scattered data, it is possible to construct methods based on point evaluators at appropriate points, and such methods can be useful as second-stage approximations.

To illustrate these ideas, we consider construction of local spline approximation methods following the general treatment in Lyche and Schumaker [131]. Suppose D is enclosed in a rectangle H , and that H is partitioned into subrectangles by a grid as in (6.2). Suppose that $\{N_{ij}\}_{i=1-m, l-n}^{k, \ell}$ are the tensor product B-splines associated with this partition (cf. (3.30)). We are now interested in approximation schemes of the form

$$(6.5) \quad QF(x, y) = \sum_{i=1-m}^k \sum_{j=1-n}^{\ell} \lambda_{ij} FN_{ij}(x, y).$$

In particular, we are going to consider the question of

constructing formulae of this type which are exact for the class of polynomials $\mathcal{P}_{v,u}$, with some fixed $1 \leq v \leq m$ and $1 \leq u \leq n$. This problem has a very simple algebraic solution if we decide to construct each λ_{ij} in the form

$$(6.6) \quad \lambda_{ij} = \sum_{v=1}^v \sum_{\mu=1}^u \alpha_{ijv\mu} \lambda_{ijv}^x \lambda_{ij\mu}^y,$$

where the $\{\lambda_{ijv}^x\}_{v=1}^v$ and $\{\lambda_{ij\mu}^y\}_{\mu=1}^u$ are linear functionals which apply to functions of x and y alone, respectively. It can be shown (cf. [131]) that given any $\{\lambda_{ijv}^x\}$ and $\{\lambda_{ij\mu}^y\}$ satisfying mild independence assumptions, there exist coefficients $\{\alpha_{ijv\mu}\}$ such that the formula (6.5) will be exact for \mathcal{P}_{vu} . In fact, these coefficients can easily be explicitly computed.

To give one example, suppose

$$(6.7) \quad \begin{cases} \xi_i = \frac{(x_{i+1} + \dots + x_{i+m-1})}{(m-1)}, & i = 1-m, \dots, k \\ \eta_j = \frac{(y_{j+1} + \dots + y_{j+\ell-1})}{(n-1)}, & j = 1-m, \dots, \ell. \end{cases}$$

Then we obtain

$$(6.8) \quad QF(x, y) = \sum_{i=1-m}^k \sum_{j=1-m}^{\ell} F(\xi_i, \eta_j) N_{ij}(x, y),$$

a formula which exactly reproduces the bilinear polynomials $\mathcal{P}_{1,1}$. This is the multidimensional (tensor product) version of the Variation Diminishing method of Marsden and Schoenberg; it was studied in some detail in Munteanu and Schumaker [145]. This formula is closely related to the Bezier-type surfaces constructed in Riesenfeld [163] (see also Gordon and Riesenfeld [89]).

We should observe that the way formula (6.5) now stands, it may involve information on F which is taken from data outside of the domain D . This situation can be rectified as follows:

ORIGINAL PAGE IS
OF POOR QUALITY

Let

$$(6.9) \quad \Omega = \{(i, j) : \text{support } \lambda_{ij} \cap D \text{ not empty}\}.$$

Then it can be shown [131] that the method

$$(6.10) \quad QF(x, y) = \sum_{(i, j) \in \Omega} \sum \lambda_{ij} F_{ij}(x, y)$$

remains exact as long as all functions are restricted to D .

To get higher-order methods, depending only on point evaluations, we proceed as follows. Choose

$$(6.11) \quad \begin{aligned} x_i &< \tau_{ijv}^x < x_{i+m}, & v &= 1, 2, \dots, v \\ y_j &< \tau_{ij\mu}^y < y_{j+n}, & \mu &= 1, 2, \dots, u, \end{aligned}$$

for $i = 1-m, \dots, k$ and $j = 1-n, \dots, \ell$. Then if we take λ_{ijv}^x to be point evaluation at τ_{ijv}^x and $\lambda_{ij\mu}^y$ to be point evaluation at $\tau_{ij\mu}^y$, the coefficients in (6.6) are easily computed. Hints on where the τ 's should be placed within the support of the B-splines are given by the error analysis in [131].

We close this section with some historical remarks on the development of local approximation schemes in two dimensions. Early papers include Babuska [14], de Boor and Fix [37], and Fix and Strang [80]. For some methods involving triangular partitions, see Fredrickson [82]. Quasi-interpolants were constructed in de Boor and Fix [37] using point evaluation data, but including derivatives. We have followed Lyche and Schumaker [131] where general linear functionals are considered, and where in particular, methods can be constructed using only point evaluation of the function. (Local integrals etc. would also be possible.) The papers [37] and [131] both contain extensive error bound analyses. It is striking that these local spline approximation methods give optimal order error bounds for smooth functions.

7. Two-stage processes

Many of the methods we have discussed in this paper are only applicable when the data are regularly spaced (and in fact, many surface-fitting methods require specification of derivative data as well as function values). Such methods cannot be applied directly to the scattered data-fitting Problem 1.1. On the other hand, some of the most convenient local interpolating and local approximating methods which do work for scattered data produce surfaces which are not globally smooth (or even continuous). Thus, it seems natural to consider the possibility of constructing two-stage processes in which the first stage uses the scattered data to construct an approximation g , while the second stage uses g to generate data for constructing a surface f (with desirable properties, such as smoothness).

Since it is quite clear how various methods discussed in the earlier sections might be put together to yield two-stage processes, it will suffice to mention just a couple of examples here.

7.1. Interpolation/interpolation. Suppose that we want to construct a piecewise bicubic surface based on data given on a rectangular grid as in (3.4)-(3.6). In each subrectangle H_{ij} the 16 coefficients of the bicubic f (cf. (4.6)) would be determined by the values of f , f_x , f_y , and f_{xy} at each of the four corners. Now since our original data-fitting problem only specifies the values of the function at the grid points, local interpolation cannot be carried out directly. However, we can use the data to provide estimates for the values of f_x , f_y , and f_{xy} at the grid points (i.e., we construct g interpolating the data); then we can use local bicubic interpolation as a second stage. The reader will have no difficulty in imagining ways to produce estimates for these quantities. For some methods which appear in the literature, see the papers of Akima

[5,6], Koelling and Whitten [121], and Späth [183].

7.2. Approximation/interpolation. Instead of making the first-stage process interpolation as in section 7.1, it would also be possible to use an approximating process. For example, one might use least-squares polynomial approximation to construct a patch surface and then use some convenient interpolation process as a second stage. For an example of this type, see Hensing *et al* [114].

7.3. Approximation/approximation. This combination is particularly convenient if we are not concerned about getting an interpolating function. Both stages can be made local. To give an example, recently I have constructed an algorithm for fitting surfaces to scattered data in which the first stage consists of polynomial least-squares patch approximation (with adaptive choice of data--see section 6), and where the second stage consists of direct local tensor product spline approximation. Both stages are local, and the final surface is a tensor product spline. Since the second stage is a direct method, it is very cheap to apply. Experiments with real-life data (e.g. from heart potentials, potential fields, and geological maps--see section 2) have produced very promising results. Details, including an analysis of error bounds, will appear elsewhere. I have also tried alternate versions where the patches are constructed as low-order polynomials which are best approximations in the l_1 or l_∞ sense (via linear programming) again with adaptive choice of data. The results were very similar. Finally, I have also experimented with computing patch approximations, followed by continuous least-squares tensor-product spline approximation. Again, the experiments were promising.

8. Contouring

As indicated in the introduction, frequently the goal in

ORIGINAL PAGE IS
OF POOR QUALITY

fitting a surface f to data is to construct a contour map which approximates the contour map of the unknown surface F which produced the data. In this section we discuss some methods for constructing contour maps of a surface f .

8.1. Piecewise linear functions on triangles. When the function f to be contoured is a piecewise linear function defined on triangles (and globally continuous), locating contours reduces essentially to a matter of good bookkeeping. Indeed, if H is the height of the contour of interest, then it is easily seen that for a given triangle T with vertices, A , B , and C ,

(8.1) the contour does not pass through T if $H < \min(f(A), f(B), f(C))$ or if $H > \max(f(A), f(B), f(C))$

and

(8.2) the contour intersects exactly two sides of T otherwise.

If case (8.2) holds, it is easy to determine which two sides are intersected and, moreover, by using inverse linear interpolation between vertex values, the points on these sides where the contour crosses can be determined. Specifically, if, for example,

$$f(A) < H < f(B),$$

then the contour crosses the line from A to B at the point on the line which is a distance of

$$\frac{(H-f(A))}{(f(B)-f(A))} |B-A|$$

from A . Given the points on two sides of a triangle where the contour line crosses, we can now draw the contour line since it is simply a straight line between the points. An algorithm to carry out this procedure requires enumerating the triangles and vertices and some kind of effective search procedure. There are several available in the literature. For ALGOL programs,

see Heap [111,112]. (An earlier paper of Heap and Pink [113] contains a similar FORTRAN program but only for regular triangularizations.) Lawson [128] discusses a similar algorithm. The algorithms mentioned include two possible approaches: (1) one may start with a triangle where it is known the contour intersects, and trace this contour as far as it goes, or (2) one may simply draw the contour lines in all triangles which have them.

8.2. Piecewise bilinear functions on rectangles. Suppose now that the function f to be contoured is a piecewise (continuous) function on a rectangle partitioned into subrectangles by a grid. Since f is linear in x or y on the edges, it follows that we can again determine whether a contour line of height H crosses an edge by inverse linear interpolation. There is in this case, however, a serious difficulty which does not arise in the case of triangles. It may happen that the height H lies on three or even four sides of the rectangle. In this case, it is possible that two different contour lines pass through the rectangle, and it is not clear how to interconnect the points (see Figure 6).

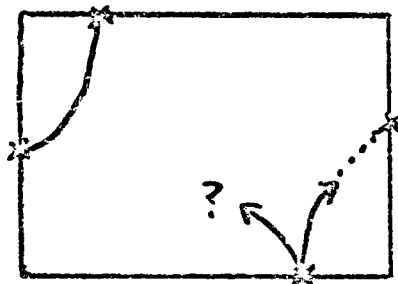


Figure 6. Two Contours in a Rectangle

Put another way, if we are following a contour and enter a rectangle as shown above in Figure 6 on the bottom line, then it is not clear whether we should now turn right or turn left. One approach to designing an algorithm in this case is to simply

always go right, say, even though this may in the end be wrong. (If it is, we have to start over with a coarser mesh.) This technique was incorporated in an algorithm by Heap [111,112]-- the paper contains a FORTRAN program. (An earlier ALGOL program can be found in Heap and Pink [113].

A second approach to handling the ambiguity problem is compute an approximation to the value of f at the center of the rectangle (e.g., by taking the average of the four-corner values) and then to triangulate the rectangle. This amounts to a second-stage approximation process, and the surface contoured is no longer f itself but an approximation g . This idea was programmed in ALGOL in Heap and Pink [113] and in FORTRAN in Heap [111,112].

Once the set of points for a particular contour have been found, there are a variety of ways of drawing a contour line through these points. One possibility is to simply draw straight lines between each of the points. The actual contour lines are expressions of the form $y = (a+bx)/(c-dx)$ in each rectangle. These are generally not straight lines. Hence, if smoother contours are desired, one may use any one of a number of methods for drawing a smooth curve through an ordered set of points in the plane. For example, the curve could be computed in parametric form using one-dimensional splines. Another possibility would be to use the Bezier methods with either Bernstein polynomials or with B-splines (cf. Gordon and Riesenfeld [89] and Riesenfeld [163]), although in this case the curves will not exactly go through the points. For other algorithms see Marlow and Powell [138] or McConalogue [139].

8.3. Piecewise quadratics on triangles. Suppose now that f is a piecewise quadratic defined on a triangular partition. In this case a contour line at height H passing through a triangle must be described by a conic section. Such a section can

ORIGINAL PAGE IS
OF POOR QUALITY

be represented in parametric form as

$$x(t) = (b_0 + b_1 t + b_2 t^2) / (b_3 + b_4 t + b_5 t^2)$$

$$y(t) = (b_6 + b_7 t + b_8 t^2) / (b_3 + b_4 t + b_5 t^2),$$

see Powell [156]. Powell has promised an algorithm based on this observation.

We turn now to some methods for handling general functions f on arbitrary domains D .

8.4. A simple line-printer method. The following simple-minded method can produce reasonable-looking contours without excessive computation, and without recourse to a plotter. Suppose H is a rectangle enclosing the domain D , and that we partition H as $H = \cup H_{ij}$ with a rectangular grid as in (6.2). Let $HL < HU$ be given real numbers. Finally, suppose that t_{ij} is some point in H_{ij} where f can be evaluated (perhaps one of the corners or the center). Define

$$(8.3) \quad c_{ij} = \begin{cases} 0 & , \text{ if } f(t_{ij}) < HL \\ 9 & , \text{ if } f(t_{ij}) > HU \\ v & , \text{ if } HL + (v-1)h < f(t_{ij}) < HL + vh, 1 \leq v \leq 8, \end{cases}$$

for all $i = 0, 1, \dots, k$ and $j = 0, 1, \dots, l$ (where $h = (HU - HL) / 8$). The $(k+2)$ by $(l+2)$ matrix C contains only integers, and if it is printed out without either horizontal or vertical spacing, we obtain a reasonable-looking contour map of the function. A typical example is included in Figure 7. The method can be refined by using an alpha-numeric array C and more than 10 symbols. It can also be refined by using a printer with appropriate horizontal spacing so that each symbol occupies a square rather than a rectangle (e.g., cf. Luneman [40]).

8.5. Threading on a rectangular grid. As in section 8.4.

be represented in parametric form as

$$x(t) = (b_0 + b_1 t + b_2 t^2) / (b_3 + b_4 t + b_5 t^2)$$

$$y(t) = (b_6 + b_7 t + b_8 t^2) / (b_3 + b_4 t + b_5 t^2),$$

see Powell [156]. Powell has promised an algorithm based on this observation.

We turn now to some methods for handling general functions f on arbitrary domains D .

8.4. A simple line-printer method. The following simple-minded method can produce reasonable-looking contours without excessive computation, and without recourse to a plotter. Suppose H is a rectangle enclosing the domain D , and that we partition H as $H = \cup H_{ij}$ with a rectangular grid as in (6.2). Let $HL < HU$ be given real numbers. Finally, suppose that t_{ij} is some point in H_{ij} where f can be evaluated (perhaps one of the corners or the center). Define

$$(8.3) \quad C_{ij} = \begin{cases} 0 & , \text{ if } f(t_{ij}) < HL \\ 9 & , \text{ if } f(t_{ij}) > HU \\ v & , \text{ if } HL + (v-1)h < f(t_{ij}) < HL + vh, \quad 1 \leq v \leq 8, \end{cases}$$

for all $i = 0, 1, \dots, k$ and $j = 0, 1, \dots, l$ (where $h = (HU - HL) / 8$). The $(k+2)$ by $(l+2)$ matrix C contains only integers, and if it is printed out without either horizontal or vertical spacing, we obtain a reasonable-looking contour map of the function. A typical example is included in Figure 7. The method can be refined by using an alpha-numeric array C and more than 10 symbols. It can also be refined by using a printer with appropriate horizontal spacing so that each symbol occupies a square rather than a rectangle (e.g., cf. Buneman [40]).

8.5. Threading on a rectangular grid. As in section 8.4,

172222223333444455556666777788889999
2222222222223333444455556666777788889999
221111111122223333444455556666777788889999
221111111112223333444455556666777788889999
21111000001111223344556677889999999999
211100000001122334455667788999999999999
2111000000001122334455667788999999999999
2110000000001122334455667788999999999999
2110000000001122334455667788999999999999
111000000001122334455667788999999999999
111000000111122334455667788999999999999
11111111111222334455667788999999999999
111111111122233445566677788899999999999
111111222233344556667778889999999999999
22222222333344556677788899999999999999
22222233334455667778889999999999999999
22233333444455667778889999999999999999
233333344445556667778889999999999999999
333333444445556667778889999999999999999
333334444455566677788899999999999999999
233334444555666777888999999999999999999
233334444555666777888999999999999999999
223333444455566677788899999999999999999
223333444455566677788899999999999999999
223333444455566677788899999999999999999
222333344445556667778889999999999999999
222333344445556667778889999999999999999
222333344445556667778889999999999999999
222333344445556667778889999999999999999

Figure 7. A Simple Contour Map (Heart Potential)

suppose that D is imbedded in a rectangle H which has been partitioned by a rectangular grid as in (6.2). Assuming that f is continuous, it is still possible to decide which of the grid lines a particular contour of height H crosses by examining the end-points of each such line. Since f is not generally linear along such a line, we cannot determine exactly where the crossing point is by linear inverse interpolation. However, if we are willing to evaluate f a few times along this line, we can estimate the crossing point quite accurately by bisection,

COPIED FROM
FLOOR QUALITY

for example. Once a sequence of points on a contour has been determined, we may thread a curve through the points just as in section 8.2.

This method does have one serious drawback, however,-- just as with the method discussed in section 8.2-- , if we are tracing a contour it may happen that after entering a triangle there is an ambiguity as to which of two points to use to exit the rectangle. One could opt for an ad hoc rule or try the second-stage approximation described in section 8.2. For an example of how this method works, see Falconer [76] (based on Lodwick and Whittle [130]), where it is applied to a surface constructed by local weighted quadratic polynomial least-squares approximation. Since bisection is involved, one should realize that in drawing contours with this routing the surface f is going to be evaluated a great many times.

8.6. Threading on a triangular grid. An obvious cure for the ambiguity discussed in section 8.5 for threading on a rectangular grid is to use a triangular partition in the first place. Then the bisection method coupled with a threading routine leads immediately to a contouring routine for general surfaces f . Strangely enough, I have not been able to find anywhere where this method has been suggested.

I have made no effort to track down all available papers on contouring. A few which I did find and have not yet mentioned are Cottafava and le Moli [60], Dayhoff [64], and Pelto et al [152]. There are many others.

In some cases it may be desirable to have a more graphic picture of a surface than a contour map can provide. Recently there has been considerable effort devoted to computer methods for displaying surfaces on a scope or with a plotter. For some examples of output and a discussion of methods, see e.g. the book by Barnhill and Riesenfeld [20] on computer-aided design.

If an actual 3-D picture is desired instead of just a perspective, it is even possible to produce holograms.

References

1. Ahlberg, J. H., E. N. Nilson, and J. L. Walsh, The Theory of Splines and Their Applications, Academic Press, New York, 1967.
2. Ahlberg, J. H., E. N. Nilson, and J. L. Walsh, Extremal, orthogonality, and convergence properties of multidimensional splines, *J. Math. Anal. Appl.* 11 (1965), 27-48.
3. Ahlin, A. C., A bivariate generalization of Hermite's interpolation formula, *Math. Comp.* 18 (1964), 264-273.
4. Ahuja, D. V., and S. A. Coons, Interactive graphics in data processing, geometry for construction and display, *IBM Systems J.* 7 (1968), 188-205.
5. Akima, H., Bivariate interpolation and smooth surface fitting based on local procedures, *Comm. ACM.* 17 (1974), 24-31.
6. Akima, H., A method of bivariate interpolation and smooth surface fitting based on local procedures, *Comm. ACM* 17 (1974), 18-20.
7. Anderson, W. L., Application of bicubic spline functions to two-dimensional gridded data, U.S. Geological Survey Rpt. GD-71-022, 1971.
8. Arthur, D. W., Multivariate spline functions, I. Construction, properties, and computation, *J. Approximation Theory* 12 (1974), 396-411.
9. Arthur, D. W., Multivariate spline functions, II. Best error bounds, *J. Approximation Theory* 15 (1975), 1-10.
10. Attela, M., Étude de certains noyaux et théorie des fonctions (spline) en Analyse numérique, thèse, Grenoble, 1966.
11. Attela, M., Existence et détermination des fonctions splines à plusieurs variables, *C. R. Acad. Sci. Paris* 262 (1966), 575-578.
12. Attela, M., Fonctions (spline) et noyaux reproduisants D'Aronszajn-Bergman, *Rev. Française Informat, Recherche Operationnelle* 4E Année, R-3 (1970), 31-43.
13. Aziz, A. K. (ed.), The Mathematical Foundations of the Finite Element Method with Applications to Partial Differential Equations, Academic Press, New York, 1972.

14. Babuska, I., Approximation by ill functions, Comment. Math. Univ. Carolinae 11 (1970), no. 4, 787-811.
15. Barnhill, R. E., Smooth interpolation over triangles, in [20], 45-70.
16. Barnhill, R. E., Birkhoff, G., and W. J. Gordon, Smooth interpolation in triangles, J. Approximation Theory 8 (1973), 114-128.
17. Barnhill, R. E., and J. A. Gregory, Compatible smooth interpolation in triangles, J. Approximation Theory 15 (1975), 214-225.
18. Barnhill, R. E., and J. A. Gregory, Blending function interpolation to boundary data on triangles, TR 14, Depart. Math., Brunel Univ., 1972.
19. Barnhill, R. E., and L. Mansfield, Error bounds for smooth interpolation in triangles, J. Approximation Theory 11 (1974), 306-318.
20. Barnhill, R. E., and R. F. Riesenfeld, (eds.), Computer Aided Geometric Design, Academic Press, New York, 1974.
21. Bhattacharyya, B. K., An automatic method of computation and mapping of high resolution aeromagnetic data, Geophysics 36 (1971), 695-716.
22. Bhattacharyya, B. K., Bicubic spline interpolation as a method for treatment of potential field data, Geophysics 34 (1969), 402-423.
23. Bhattacharyya, B. K., and B. Raychaudhuri, Aeromagnetic and geologic interpretation of a section of the Appalachian belt in Canada, Canad. J. Earth Sci. 4 (1967), 1015-1037.
24. Biersack, J. P., and D. Fink, Channeling, blocking, and range measurements using thermal neutron induced reactions, in Atomic Collisions in Solids, Vol. 2, edited by S. Datz, B. R. Appleton, and C. D. Moak, Plenum Publishing Corp., New York 1973, 137-147.
25. Birkhoff, Garrett, Piecewise bicubic interpolation and approximation in polygons, in Approximation with Special Emphasis on Spline Functions, edited by I. J. Schoenberg, Academic Press, New York, 1969, 185-222.

26. Birkhoff, G., and de Boor, C., Piecewise polynomial interpolation and approximation, in Approximation of Functions, H. L. Carabedian, ed., Elsevier, Amsterdam, 1965, 164-190.
27. Birkhoff, G., and H. Garabedian, Smooth surface interpolation, J. Math. Phys. 39 (1960), 258-268.
28. Birkhoff, G., and L. Mansfield, Compatible triangular finite elements, J. Math. Anal. Appl. 47 (1974), 531-553.
29. Birkhoff, G., M. H. Schultz, and R. S. Varga, Piecewise Hermite interpolation in one and two variables with applications to partial differential equations, Numer. Math. 11 (1968), 232-256.
30. Böhrer, K., G. Meinardus, and W. Schempp (eds.), Spline Functions, Lecture Notes 501, Springer-Verlag, New York, 1976.
31. Bohrenberg, G., and E. Giese, Statistical Methoden und ihre Anwendungen in der Geographie, Studienbuch der Geographie, 1975.
32. de Boor, C., Bicubic spline interpolation, J. Math. and Phys. 41 (1962), 212-218.
33. de Boor, Carl, On calculating with B-splines, J. Approximation Theory 6 (1972), 50-62.
34. de Boor, Carl, Appendix to splines and histograms by I. J. Schoenberg, in Spline Functions and Approximation Theory, A. Meir and A. Sharma, eds., ISNM 21, Birkhauser, 1973, 329-358.
35. de Boor, Carl (ed.), Mathematical Aspects of Finite Elements in Partial Differential Equations, Academic Press, New York, 1974.
36. de Boor, Carl, Splines as linear combinations of B-splines, a survey, this volume.
37. de Boor, C., and G. J. Fix, Spline approximation by quasi-interpolants, J. Approximation Theory 8 (1973), 19-45.
38. de Boor, C., T. Lyche, and L. Schumaker. On calculating with B-splines, II. Integration, to appear Proc. Oberwolfach, 1975.
39. Bramble, J., and M. Zlamal, triangular elements in the finite element method, Math. Comp. 24 (1970), 809-820.
40. Buneman, O., Sub-grid resolution of flow and force fields, Report no. 452, Inst. for Plasma Research, Stanford Univ., Stanford, California, 1972.

41. Cadwell, J. H., A least squares surface-fitting program, *Comput. J.* 3 (1961), 266-269.
42. Cadwell, J. H., and D. E. Williams, Some orthogonal methods of curve and surface fitting, *Comput. J.* 4 (1961), 260.
43. Call, E. S., and F. F. Judd, Surface fitting by separation, *J. Approximation Theory* 12 (1974), 283-290.
44. Carlson, R. E., and C. A. Hall, Bicubic spline interpolation and approximation in right triangles, *J. Math. of Comp.*, to appear.
45. Carlson, R. E., and C. A. Hall, Ritz approximations to two-dimensional boundary-value problems, *Numer. Math.* 18 (1971), 171-181.
46. Carlson, R. E., and C. A. Hall, Bicubic spline interpolation in rectangular polygons, *J. Approximation Theory* 6 (1972), 366-377.
47. Carlson, R. E., and C. A. Hall, Error bounds for bicubic spline interpolation, *J. Approximation Theory* 7 (1973), 41-47.
48. Carlson, R. E., and C. A. Hall, On piecewise polynomial interpolation in rectangular polygons, *J. Approximation Theory* 4 (1971), 37-53.
49. Carlson, R. E., and C. A. Hall, Piecewise polynomial approximation of smooth functions in rectangular polygons, *J. Approximation Theory* 4 (1971), 37-53.
50. Cavendish, J. C., Automatic triangulation of arbitrary planar domains for the finite element method, *Int. J. for Numer. Methods in Engineering* 8 (1974), 679-696.
51. Chorley, R. J., ed., Spatial Analysis in Geomorphology, Methuen and Co., London, 1972.
52. Ciarlet, P. G., and P. A. Raviart, General Lagrange and Hermite interpolation in R^n with applications to finite element methods, *Arch. Rational Mech. Anal.* 46 (1972), 177-199.
53. Ciarlet, P. G., and P. A. Raviart, Interpolation de Lagrange dans R^n , *C. R. Acad. Sci. Paris Ser. A273* (1971), 578-581.
54. Ciarlet, P. G., and P. A. Raviart, Interpolation de Lagrange sur des éléments fins courbes dans R^n , *C. R. Acad. Sci. Paris Ser. A274* (1972), 640-643.
55. Ciarlet, P. G., and P. A. Raviart, Interpolation theory over curved elements with applications to finite element

- methods, *Comp. Meth. Appl. Mech. Eng.* 1 (1972), 217-249.
56. Clenshaw, C. W., and J. G. Hayes, Curve and surface fitting, *J. Inst. Math. Appl.* 1 (1965), 164-183.
 57. Coatsmelec, M. C., Approximation et interpolation des fonctions differentiables de plusieurs variables, *Ann. Scient. EC, Norm, Sup.* 3, Serie 8 3 (1966), 271-341.
 7. Collatz, L., Einschliessungssatz fur die Minimalabweichung bei der Segmentapproximation, *Simposio Internazionale Sulle Applicazione dell'Analisi alla Fisica Matematica (Cagliari-Sassari, 1964)*, 11-21.
 59. Coons, S. A., Surface patches and B-spline curves, in [20], 1-16.
 60. Cottafava, G., and G. Le Moli, Automatic contour map, *Comm. ACM* 12 (1969), 386-391.
 61. Crain, I. K., and B. K. Bhattacharyya, Treatment of non-equispaced two-dimensional data with a digital computer, *Geoexploration* 5 (1967), 173-194.
 62. Davis, J. C., *Statistics and Data Analysis in Geology*, John Wiley, New York, 1973.
 63. Davis, F. J., *Interpolation and Approximation*, Blaisdell, New York, 1963.
 64. Dayhoff, M. O., A contour map program of X-ray crystallography, *Comm. ACM* 6 (1963), 620-622.
 65. Delvos, Franz-Jurgen, On surface interpolation, *J. Approximation Theory* 15 (1975), 209-213.
 66. Delvos, F. J., and H. W. Koster, On the variational characterization of bivariate interpolation methods, *Math. Z.* 145 (1975), 129-137.
 67. Delvos, F. J., and G. Malinka, Das Blending-Schema von Spline Systemen, in *Spline Funktionen*, K. Bohmer, G. Meinardus, and W. Schempp, eds., Bibliographisches Institut, Zurich, 1974, 47-58.
 68. Delvos, F. J., and W. Schempp, Sard's method and the theory of spline systems, *J. Approximation Theory* 14 (1975), 230-243.
 69. Delvos, F. J., and W. Schempp, An extension of Sard's method, in [30], 80-91.
 70. Delvos, F. J., and K. H. Schlosser, Das Tensorproduktschema von Spline Systemen, in *Splinefunktionen*, K. Bohmer, G. Meinardus, and W. Schempp, eds., Bibliographisches Institut, Zurich, 1974, 59-74.

71. Doty, D. R., Blending function techniques with applications to discrete least squares, dissertation, Michigan State Univ., 1975.
72. Duchon, J., Fonctions-spline du type plaque mince en dimension 2, RPT, 231, Univ. of Grenoble, 1975.
73. Duchon, J., Fonctions-spline a energie invariante par rotation, Rpt. 27, Univ. of Grenoble, 1976.
74. Earnshaw, J. L., and I. M. Yuille, A method of fitting parametric equations for curves and surfaces to sets of points defining them approximately, Computer Aided Design 3 (1971), 19-22.
75. Efroysom, M. A., Multiple regression analysis, in Mathematical Methods for Digital Computers, A. Ralston and H. Wilff, eds., Wiley, New York, 1960, 191-203.
76. Falconer, K. J., A general purpose algorithm for contouring over scattered data points, NPL DNAC Rpt. 6, 1971.
77. Ferguson, J., Multivariable curve interpolation, J. Assoc. Comput. Mach. 11 (1964), 221-228.
78. Fisher, S. D., and J. W. Jerome, Elliptic variational problems in L^2 and L^∞ , Indiana J. Math. 23 (1974), 685-698.
79. Fisher, S. D., and J. W. Jerome, Spline solutions to L^1 extremal problems in one and several variables, J. Approximation Theory 13 (1975), 73-83.
80. Fix, George, and G. Strang, Fourier analysis of the finite element method in Ritz-Galerkin theory, Studies in Appl. Math. 48 (1969), 265-273.
81. Frederickson, Paul O., Triangular spline interpolation, Rpt. 6-70, Lakehead Univ. 1970.
82. Frederickson, P. O., Quasi-interpolation, extrapolation, and approximation on the plane, Conf. Numerical Maths., Winnipeg (1971), 159-167.
83. Göel, J. J., Construction of basic functions for numerical utilization of Ritz's method, Numer. Math. 12 (1968), 435-447.
84. Gordon, W. J., Blending-function methods of bivariate and multivariate interpolation and approximation, SIAM J. Numer. Anal. 8 (1971), 153-177.
85. Gordon, W. J., Spline-blended surface interpolation through curve networks, J. Math. Mech. 18 (1969), 931-952.
86. Gordon, W. J., Distributive lattices and the approximation of multivariate functions, in Approximation with Special

- Emphasis on Spline Functions, I. J. Schoenberg, ed., Academic Press, New York, 1969, 223-277.
87. Gordon, W. J., Free-form surface interpolation through curve networks, General Motors Research Report GMR-921, 1969.
 88. Gordon, W. J., and C. A. Hall, Transfinite element methods. Blending-function interpolation over arbitrary curved element domains, *Numer. Math.* 21 (1973), 109-129.
 89. Gordon, W. J., and R. F. Riesenfeld, B-spline curves and surfaces, in [20], 95-126.
 90. Gordon, W. J., and J. Wixom, A note on Shepard's method of metric interpolation to scattered bivariate and multivariate data, to appear.
 91. Grant, F., A problem in the analysis of geophysical data, *Geophysics* 22 (1957), 309-344.
 92. Greville, T. N. E., Note on fitting of functions of several variables, *SIAM J. Appl. Math.* 9 (1961), 109-115.
 93. Guenther, R. B., and E. L. Roetman, Some observations on interpolation in higher dimensions, *Math. Comp.* 24 (1970), 517-522.
 94. Hall, C. A., Bicubic interpolation over triangles, *J. Math. Mech.* 19 (1969), 1-11.
 95. Hall, C. A., Natural cubic and bicubic spline interpolation, *SIAM J. Numer. Anal.* 10 (1973), 1055-1060.
 96. Halliday, J., J. F. Wall, and W. D. Joyner, Report on multivariable curve fitting using fundamental splines, Report No. MSN.167, British Aircraft, 1972.
 97. Hanson, R. J., J. R. Radbill, and C. L. Lawson, Write-up for SURF, (ONT1, SPLVRI, Jet Propulsion Lab., Pasadena, Calif., 1972.
 98. Harbaugh, J. W., and D. F. Merriam, Computer Applications in Stratigraphic Analysis, John Wiley, New York, 1968.
 99. Haussman, Werner, Mehrdimensionale Hermite-Interpolation in Iterationsverfahren, Numerische Mathematik Approximations Theorie, ISM Vol. 15, L. Collatz, G. Meinardus, H. Unger, and H. Werner, eds., Birkhauser, Basel, 1970, 147-160.
 100. Haussman, Werner, On multivariate spline systems, *J. Approximation Theory* 11 (1974), 285-305.

101. Haussmann, Werner, Tensorproduktmethoden bei mehrdimensionale Interpolation, Math. Z. 124 (1972), 191-198.
102. Haussmann, Werner, Tensorprodukte und mehrdimensionale Interpolation, Math. Z. 113 (1970), 17-23.
103. Hausemann, W., and H. B. Knopp, Divergenz und Konvergenz zweidimensionaler Lagrange-Interpolation, to appear Z. Angew. Math. Mech.
104. Haussmann, Werner, and Heinz Josef Munch, On the construction of multivariate spline systems, in Approximation Theory, G. G. Lorentz, ed., Academic Press, New York, 1973, 373-378.
105. Hayes, J. G., Fitting data in more than one variable, in [106], 84-97.
106. Hayes, J. G., ed., Numerical Approximation to Functions and Data, The Athlone Press, London, 1970.
107. Hayes, J. G., New shapes from bicubic splines, NPLNAC 58, also Proceedings of CAD 74: International Conference in Engineering and Building Design, Fiche 36, Row G, International Publishing Co., London, 1974.
108. Hayes, J. G., Available algorithms for curve and surface fitting, in Software for Numerical Mathematics, D. J. Evans, ed., Academic Press, London, 1974, Chapter 12.
109. Hayes, J. G., Numerical methods for curve and surface fitting, Bull. Inst. Math. Applics. (1974), 144- .
110. Hayes, J. G., and J. Halliday, The least squares fitting of cubic spline surfaces to general data sets, J. Inst. Maths. Applics. 14 (1974), 89-103.
111. Heap, B. R., Algorithms for the production of contour maps over an irregular triangular mesh, NPL Rpt. NAC 10, 1972.
112. Heap, B. R., Two Fortran contouring routines, NPL NAC 47, 1974.
113. Heap, B. R., and M. G. Pink, Three contouring algorithms, NPL Math. Rpt. 81, 1969.
114. Hessian, R., H. K. Lee, A. Pierce, and F. N. Powers, Automatic contouring using bicubic functions, Geophysics 37 (1972), 669-674.
115. Holroyd, M. T., and B. K. Bhattacharyya, Automatic contouring of geophysical data using bicubic spline interpolation, Geol. Survey Canada Paper No. 70-55, 1970.

116. Hosaka, M., Theory of curve and surface synthesis and their smooth fitting, Information Processing in Japan 9 (1969), 60-68.
117. IMSL Library, International Mathematics and Statistics Library, Houston, Texas.
118. Jentzsch, G., G. Lunge, and O. Rosenbach, Anwendung der Spline-funktionen zur Bearbeitung geophysikalischer Messreihen, in [20], 99-115.
119. Jordan, T. L., Smoothing and multivariable interpolation with splines, LA 3137, Los Alamos, 1964.
120. Kaufman, E. H., and G. D. Taylor, Uniform rational approximation of functions of several variables, Int. J. for Numer. Methods in Engineering 9 (1975), 297-323.
121. Koelling, M. E. V., and E. H. T. Whitten, Fortran IV program for spline surface interpolation and contour map production, Geocomprograms 9 (1973), 1-12.
122. Krumbein, W. C., Trend surface analysis of contour-type maps with irregular control-point spacing, J. Geophysical Res. 64 (1959), 823-834.
123. Kubik, K., Approximation of measured data by piecewise bicubic polynomial functions, manuscript.
124. Kubik, K., The estimation of the weights of measured quantities within the method of least squares, Bull. Geodesique 95 (1970), 21-40.
125. Kubik, K., B. Kunji, and J. Fure, A computer programme for height block adjustment, ITC Rpt., Delft, 1968.
126. Kunz, K. S., Numerical Analysis, McGraw-Hill, New York, 1957.
127. Laurent, P. J., Approximation et Optimisation, Hermann, Paris, 1972.
128. Lawson, C., Generation of a triangular grid with applications to contour plotting, T.M. 299, JPL, 1972.
129. Lawson, C., and R. Hanson, Solving Least Squares Problems, Prentice-Hall, Englewood Cliffs, N.J., 1974.
130. Lodwick, G. D., and J. Whittle, A technique for automatic contouring field survey data, Austral. Comput. J. 2 (1970), 104-109.
131. Lyche, T., and L. Schumaker, Local spline approximation methods, J. Approximation Theory 13 (1975), 29-325.

132. Mangeron, D., Sopra un problema al contorno..., Rend. Accad. Sci. Fis. Mat Napoli 2 (1952), 28-40.
133. Mansfield, L. E., On the optimal approximation of linear functionals in spaces of bivariate functions, SIAM J. Numer. Anal. 8 (1971), 115-126.
134. Mansfield, L. E., On the variational approach to defining splines on L-shaped regions, J. Approximation Theory 12 (1974), 99-112.
135. Mansfield, L. E., On the variational characterization and convergence of bivariate splines, Numer. Math. 20 (1972), 99-114.
136. Mansfield, L. E., Optimal approximation and error bounds in spaces of bivariate functions, J. Approximation Theory 5 (1972), 77-96.
137. Mansfield, L. E., Interpolation to boundary data in triangles with application to compatible finite elements, this volume.
138. Marlow, S. M., and M. J. D. Powell, A FORTRAN subroutine for drawing a curve through a given sequence of data points, Report No. R 7092, A.E.R.A., Harwell, 1972.
139. McConologue, D. J., An automatic French-curve procedure for use with an incremental plotter, Comput. J. 14 (1971), 207-209.
140. Merriam, D. F., ed., Computer Applications in the Earth Sciences, Plenum Press, New York, 1969.
141. Mitchell, A. R., Introduction to the mathematics of finite elements, in [198], 37-58.
142. Mitchell, A. R., and G. M. Phillips, Construction of basis functions in the finite element method, Nord, Tidskr, Inform. BIT 12 (1972), 81-89.
143. Munteanu, M. J., Generalized smoothing spline functions for operators, SIAM J. Numer. Anal. 10 (1973), 28-34.
144. Munteanu, M. J., On the construction of multidimensional splines, in Spline Functions and Approximation Theory, A. Meir and A. Sharma, eds., ISBN 21, Birkhauser, 1973, 235-265.
145. Munteanu, M. J., and L. L. Schumaker, Some multidimensional spline approximation methods, J. Approximation Theory 10 (1974), 23-40.

146. Nicolaides, R. A., On the class of finite elements generated by Lagrange interpolation, *SIAM J. Numer. Anal.* 9 (1972), 435-445.
147. Nicolaides, R. A., On a class of finite elements generated by Lagrange interpolation, II, *SIAM J. Numer. Anal.* 10 (1973), 182-189.
148. Nielson, G. M., Bivariate spline functions and the approximation of linear functionals, *Numer. Math.* 21 (1973), 138-160.
149. Nielson, G. M., Multivariate smoothing and interpolating splines, *SIAM J. Numer. Anal.* 11 (1974), 435-446.
150. Nielson, G. M., Surface approximation and data smoothing using generalized spline functions, thesis, Univ. of Utah, 1970.
151. Norcliffe, G. B., On the use and limitations of trend surface models, *Canadian Geographer* 13 (1969), 338-348.
152. Pelto, C., T. Elkins, & H. Boyd, Automatic contouring of irregularly spaced data, *Geophysics* 33 (1968), 424-430.
153. Pilcher, D. T., Smooth parametric surfaces, in [20], 237-254.
154. Pivovarova, N. B., and T. B. Puknacheva, Smoothing experimental data with local splines, *Sem. Num. Methods of Applied Mathematics*, Novosibirsk, 1975.
155. Poeppelmeir, C., A Boolean sum interpolation scheme to random data for computer aided geometric design, thesis, Univ. of Utah, 1975.
156. Powell, M. J. D., Piecewise quadratic surface fitting for contour plotting, in *Software for Numerical Analysis*, D. J. Evans, ed., Academic Press, 1974, 253-272.
157. Prenter, P. M., *Splines and Variational Methods*, Wiley-Interscience, New York, 1975.
158. Prenter, P. M., Lagrange and Hermite interpolation in Banach spaces, *J. Approximation Theory* 4 (1971), 419-432.
159. Price, J. F., and R. H. Simonsen, Various methods and computer routines for approximation, curve fitting and interpolation, Boeing Rpt. D1-82-0131, 1962.
160. Rabinowitz, P., Applications of linear programming to numerical analysis, *SIAM Rev.* 10 (1968), 121-159.

161. Rabinowitz, P., Mathematical programming and approximation, in Approximation Theory, A. Talbot, ed., Academic Press, London, 1970, 217-231.
162. Reilly, W. I., Contouring gravity anomaly maps by digital plotter, New Zealand J. Geology Geophysics 12 (1969), 628-632.
163. Riesenfeld, R., Applications of B-spline approximation to geometric problems of computer-aided design, Ph.D. thesis, Univ. of Utah, 1973.
164. Ritter, K., Two-dimensional splines and their extremal properties, Z. Angew. Math. Mech. 49 (1969), 597-608.
165. Ritter, K., Two-dimensional spline functions and best approximations of linear functionals, J. Approximation Theory 3 (1970), 352-368.
166. Robinson, J. E., H. A. K. Charlesworth, and M. J. Ellis, Structural analysis using spatial filtering in interior plans of South-Central Alberta, Amer. Assoc. Petrol. Geol. Bull. 53 (1969), 2341-2367.
167. Rosen, J. E., Minimum error bounds for multidimensional spline approximation, J. Comput. System Sci. 5 (1971), 430-452.
168. Salzer, H. E., Formulas for bivariate hyperosculatory interpolation, Math. Comp. 25 (1971), 119-133.
169. Salzer, H. E., Note on interpolation for a function of several variables, Bull. Amer. Math. Soc. 51 (1945), 279-280.
170. Salzer, H. E., Note on multivariate interpolation for unequally spaced arguments, with application to double summation, SIAM J. Appl. Math. 5 (1957), 254-262.
171. Sard, A., Approximation based on nonscalar observations, J. Approximation Theory 8 (1973), 315-334.
172. Sard, A., Instances of generalized splines, in Spline-Funktionen, - . Bohmer, G. Meinardus, W. Schempp, eds., Bibliographisches Institut, Mannheim, 1974, 215-241.
173. Schaback, R., Konstruktion und algebraische Eigenschaften von M-spline Interpolierenden, Numer. Math. 21 (1973), 166-180.
174. Schaback, R., Kollokation mit mehrdimensionalen Splinefunktionen, in Numerische Behandlung nichtlinearer Integrodifferential und Differentialgleichungen, R. Anzorge, and W. Tornig, eds., Lecture Notes 395, Springer-Verlag, Heidelberg, 1974, 291-300.

175. Schlosser, K. H., Mehrdimensionale Spline-Interpolation mit Hilfe der Methods von Sard, in [20], 247-264.
176. Schoenberg, I. J., Splines and histograms, in Spline Functions and Approximation Theory, A. Meir and A. Sharma, eds., ISNM 21, Birkhauser, 1973, 277-327.
177. Schultz, M. H., L-infinity-multivariate approximation theory, SIAM J. Numer. Anal. 6 (1969), 161-183.
178. Schultz, M. H., Multivariate L-spline interpolation, J. Approximation Theory 2 (1969), 127-135.
179. Schultz, M. H., Spline Analysis, Prentice-Hall, Englewood Cliffs, N. J., 1973.
180. Shepard, D., A two-dimensional interpolation function for irregularly spaced data, Proc. 1964 ACM Nat. Conf., 517-524.
181. Shu, H., S. Hori, W. R. Mann, and R. N. Little, The synthesis of sculptured surfaces, in Numerical Control Programming Languages, Proc. First Intern. IFIP/IFAC Proclamation Conf., Rome, 1969, North-Holland, Amsterdam, 1970, 358-359.
182. Sommer, M., Alternanten bei gleichmässiger Approximation mit zweidimensionalen Splinefunktionen, in [20], 339-370.
183. Späth, H., Algorithmus 10- zweidimensionale glatte Interpolation, Computing 4 (1969), 178-182.
184. Spath, H., Two-dimensional exponential splines, Computing 7 (1971), 364-369.
185. Spath, H., Two-dimensional glatte Interpolation, Computing 4 (1969), 178-182.
186. Steffensen, J. F., Interpolation, Williams and Wilkins, Baltimore, 1927.
187. Stewart, G. W., Introduction to Matrix Computations, Academic Press, New York, 1973.
188. Strang, G., and J. Fix, An Analysis of the Finite Element Method, Prentice-Hall, Englewood Cliffs, N. J., 1973.
189. Thacher, H. C., Jr., Derivation of interpolation formulas in several independent variables, Annals of the New York Acad. of Sciences 86 (1960), 758-775.
190. Thacher, H. C., Jr., and W. E. Milne, Interpolation in several variables, SIAM J. Appl. Math. 8 (1960), 33-42.
191. Theilheimer, F., and W. Starkweather, The fairing of ship lines on a high-speed computer, Math. Comp. 15 (1961), 338-355.

192. Thomann, Jean, Détermination et construction de fonctions spline à deux variables définies sur un domaine rectangulaire ou circulaire, thesis, Lille, 1970.
193. Thomann, J., Obtention de la fonction spline D interpolation A 2 variables sur un domaine rectangulaire ou circulaire, in Proc. Algol en Analyse Numerique II, Centre National de la Recherche Scientifique, Paris, 1970, 83-94.
194. Wachpress, E. L., A rational basis for function approximation, Part 2, J. Inst. Math. Appl. 11 (1971), 83-104.
195. Wachpress, E. L., A Rational Finite Element Basis, Academic Press, New York, 1975.
196. Weinstein, S. E., Approximation of functions of several variables: product Chebyshev approximations, J. Approximation Theory 2 (1969), 433-447.
197. Whaples, G. W., A note on degree N independence, SIAM J. Appl. Math. 6 (1958), 300-301.
198. Whiteman, J. R. (ed.), The Mathematics of Finite Elements, Academic Press, London, 1971.
199. Whiten, W. J., A three-dimensional cubic spline functions for geology and geophysics, Austral. Comput. J. 3 (1971), 81-88.
200. Whitten, E. H. T., Scalar and directional field and analytical data for spatial contouring exercises, Math. Geol. 6 (1974), 183-198.
201. Whitten, E. H. T., Orthogonal polynomial trend surfaces for irregularly spaced data, Int. Assoc. Math. Geol. 2 (1970), 141-144.
202. Whitten, E. H. T., More on irregularly spaced data and orthogonal polynomial trend surfaces, Int. Assoc. Math. Geol. 4 (1972), 83.
203. Whitten, E. H. T., The practical use of trend-surface analyses in the geological sciences, in Display and Analysis of Spatial Data, Davis and McCullagh, eds., John Wiley, New York, 282-297.
204. Whitten, E. H. T., Orthogonal polynomial contoured trend-surface maps for irregularly spaced data, Tr. 2, Geology Dept., Northwestern Univ., 1974.
205. Whitten, E. H. T., Trends in computer applications in structural geology, in Computer Applications in the Earth Sciences, Plenum Press, New York, 1969, 233-249.

206. Whitten, E. H. T., and M. E. V. Koelling, Computation of Bicubic-spline surfaces for irregularly-spaced data, Tr. 3, Geology Dept., Northwestern Univ., 1974.
207. Whitten, E. H. T., and M. E. V. Koelling, Geological use of multidimensional spline functions, Math. Geology 5 (1973).
208. Whitten, E. H. T., and M. E. V. Koelling, Spline surface interpolation, spatial filtering, and trend surfaces for geologically mapped variables, Math. Geol. 5 (1973), 111-126.
209. Zavalov, Yu. S., An optimal property of bicubic spline functions and the problem of smoothing (Russian), Vycisl. Sistemy, 42 (1970), 109-158.
210. Zavalov, Yu. S., Interpolating L-splines in several variables, Mat. Zametki, 14 (1973), 11-20.
211. Zavalov, Yu. S., Smoothing L-splines in several variables, Mat. Zametki, 15 (1974), 371-379.
212. Zavalov, Yu. S., L-spline functions of several variables, Dokl. Akad. Nauk, SSSR 214 (1974), also Soviet Math. Dokl. 15 (1974), 338-341.
213. Zenisek, A., Interpolation polynomials on the triangle, Numer. Math. 15 (1970), 283-296.
214. Zienkiewicz, O. C., The finite element method: from intuition to generality, Appl. Mech. Rev. 23 (1970), 249-256.
215. Zlamal, M., A finite element procedure of the second order of accuracy, Numer. Math. 14 (1970), 394-402.
216. Zlamal, M., On the finite element method, Numer. Math. 12 (1968), 394-409.
217. Zlamal, M., Curved elements in the finite element method I, II, SIAM J. Numer. Anal. 10 (1973), 229-240; 11 (1974) 347-362.
218. Zwart, Philip B., Multi-variate splines with non-degenerate partitions, SIAM J. Numer. Anal. 10 (1973), 665-673.

Larry L. Schumaker
 Department of Mathematics and Center for Numerical Analysis
 The University of Texas at Austin, 78712.

Supported in part by Grant AFOSR 74-2598B.

N83

15762

UNCLAS

This Page Intentionally Left Blank

E N83 15762

95

D3

C^1 Surface Interpolation
For Scattered Data on a Sphere

Charles L. Lawson
Jet Propulsion Laboratory
California Institute of Technology
Pasadena, California

NASA Workshop on Surface Fitting
Texas A&M University
May 17-19, 1982

The development described in this paper was carried out by the Jet Propulsion Laboratory, California Institute of Technology, under contract with the National Aeronautics and Space Administration.

PRECEDING PAGE BLANK NOT FILMED

PAGE 94 INTENTIONALLY BLANK

C^1 Surface Interpolation for Scattered Data on a Sphere

Abstract

This paper describes an algorithm for constructing a smooth computable function, f , defined over the surface of a sphere and interpolating a set of n data values, u_i , associated with n locations, p_i , on the surface of the sphere. The interpolation function, f , will be continuous and have continuous first partial derivatives. The locations, p_i , are not required to lie on any type of regular grid.

	<u>Page</u>
1. Introduction	1
2. The problem	1
2.1 Relevant properties of C^1 functions on S	1
3. Major steps of the solution method	3
3.1 Data Structures	3
3.2 Determinantal tests and grid look-up	4
3.3 Constructing the triangular grid	7
3.3.1 Grid improvement	9
3.4 Estimation of gradient vectors	11
3.5 Interpolation in a single triangle	12
3.5.1 Planar Method 1	14
3.5.2 Planar Method 2	14
3.5.3. Generalization of Planar Methods 1 and 2 for spherical triangles	16
4. Software implementing these algorithms	17
5. An application	18
6. Conclusions and remarks	20
References	22

1. Introduction

The problem of constructively defining a smooth surface that interpolates data defined at scattered points in the plane has been treated in different ways by a number of authors. For surveys of this work up to 1977 see Refs. (2) and (7).

We consider here the analogous problem for data defined at scattered points over the surface of a sphere. When data is defined over only a portion of the surface of a sphere it may be most reasonable to map that portion of the spherical surface to a planar region, using a C^1 mapping function, and treat the problem by an algorithm designed for the planar domain problem. However when the data is scattered over the whole surface, and it is desired to produce a C^1 interpolation function defined over the entire surface, it seems necessary, or at least very desirable, to deal with the problem directly in the spherical setting. In particular, there is no C^1 function that will map the entire surface of a sphere to a bounded planar region.

2. The problem

Let S denote the surface of the unit sphere in 3-space. Given points $p_i, i=1, \dots, n$, the problem is to construct a computable function f , defined and having C^1 continuity over S , and satisfying the interpolation conditions

$$f(p_i) = u_i \quad \text{for } i=1, \dots, n$$

2.1 Relevant properties of C^1 functions on S

A function f defined on S is differentiable at a point p_0 in S if and only if there exists a 3-vector g_0 satisfying

$$(1) \quad \lim_{\substack{\|dp\| \rightarrow 0 \\ p_0 + dp \in S}} \frac{f(p_0+dp) - (f(p_0) + g_0^T dp)}{\|dp\|} = 0$$

Let T_0 denote the tangent plane to the sphere at the point p_0 . Since the perturbed points p_0+dp in Eq. (1) are required to lie in S , the normalized perturbation vectors $dp/||dp||$ approach the plane T_0 as $||dp||$ approaches zero. It follows that if a vector g_0 satisfies Eq. (1) then so also does any vector of the form g_0+h where h is orthogonal to the tangent plane T_0 , i.e. where h is a multiple of the vector from the origin to p_0 .

To resolve this nonuniqueness of vectors g_0 satisfying Eq. (1) we will standardize on the shortest such vector. This vector is distinguished among vectors g_0 satisfying Eq. (1) by the property of being orthogonal to the position vector from the origin to p_0 , or equivalently by the property that the point p_0+g lies in the tangent plane T_0 . We will call this vector g_0 the gradient vector of f at p_0 .

Note that the fact that f has a restricted domain, namely S , is an essential part of this definition. For example if f is the restriction to S of some function f defined in an open neighborhood of 3-space containing p_0 it is entirely possible that f may be differentiable at p_0 and have a unique gradient vector g that is different from the (minimal length) gradient vector g_0 of f . In such a case however g_0 will be the orthogonal projection of g onto the 2-D subspace parallel to the tangent plane T_0 .

Let U be a region of S containing p_0 and not extending more than $\pi/2$ radians away from p_0 in any direction. Let k be the one to one mapping of points of U to their orthogonal projections in T_0 . Let U_0 be the region in T_0 to which U is mapped by k . Define the function f_0 on U_0 by

$$f_0(s) = f(k^{-1}(s))$$

Note that the point p_0 is in both the domains of f and f_0 . If f is differentiable at p_0 with gradient vector g_0 then also f_0 is differentiable at p_0 with gradient vector g_0 . We will make use of this local equivalence of f and f_0 later in deriving an algorithm for estimating the gradient of f from discrete data.

We will say a function defined on S is in the class C^1 if there is a continuous 3-D vector-valued function g , defined on S , such that for each point $p_0 \in S$ $g(p_0)$ is orthogonal to the vector from the origin to p_0 and satisfies the condition ascribed to g_0 in Eq. (1).

3. Major steps of the solution method

The approach to be described has the same major steps as the method for the analogous planar problem given in Ref. (6). These steps are

1. Build a triangular grid on S having the given points p_i as vertices.
2. Estimate the gradient vector g_i at each point p_i .
3. To evaluate the interpolation function f at an arbitrary point p in S :
 - (a) Look up p in the grid to find the triangle containing p .
 - (b) Compute $f(p)$ by an interpolation method using the given function values u_i and the estimated gradient vectors g_i at the three vertices of the enclosing triangle.

3.1 Data structures

In the algorithms to be described the points p_i will be represented by their cartesian coordinates. It will be convenient in the following to let the same symbol denote either a point or the 3-D vector from the origin to the point. In particular, points in S are represented by vectors of unit euclidean length.

Each triangle will have an index number and will be represented by a set of six pointers identifying the three adjacent triangles and the three vertex points. This is exactly the same data structure as was used in Ref. (6).

If triangle t has vertices whose indices are A , B , and C in counterclockwise order, and whose adjacent triangle indices are a , b , and c with triangle a opposite vertex A , b opposite B , and c opposite C , the six pointers

representing triangle t would be stored in one of the following three permutations:

a, b, c, B, C, A
 b, c, a, C, A, B
 c, a, b, A, B, C

All access to these pointers is done via three very short subroutines. Thus the actual storage mode for these pointers is "hidden" from the rest of the program. By appropriate programming of these three subroutines the pointers can be packed to save storage.

The array storage requirements of this algorithm are thus

3n locations for the vectors p_i , $i=1, \dots, n$.

n locations for the data values u_i , $i=1, \dots, n$.

12n locations for the triangle pointers. This is based on 6 pointers per triangle and at most $2n-4$ triangles. This storage requirement can easily be reduced by packing.

3n locations for the gradient vectors g_i , $i=1, \dots, n$.

n locations for a permutation vector used only while building the grid. This storage could be overlaid by the gradient vector array or could be eliminated entirely by minor changes in the program design.

3.2 Determinantal tests and grid look-up

Let p_1 , p_2 , and p_3 be 3-vectors having unit euclidean length. Let $\text{Det}(p_1, p_2, p_3)$ denote the determinant of the 3×3 matrix whose column vectors are p_1, p_2, p_3 in that order.

If $\Delta = \text{Det}(p_1, p_2, p_3) \neq 0$ then no two of the vectors form an angle of zero or π , and the three vectors do not all lie in a single plane through the origin. In this case a proper spherical triangle can be formed by connecting each of the three pairs of points by the shorter arc of the great circle in S determined by that pair of points. Thus each arc will have length less than π .

This triangle divides S into two regions. The smaller region is to be regarded as the interior of the triangle. If $\Delta > 0$ an observer traversing the edges of the triangle with the interior of the triangle to the left will visit the vertices in the order p_1, p_2, p_3 . If $\Delta < 0$ the ordering would be reversed. We will always order the vertices of triangles so that $\Delta > 0$.

Let p_1, p_2, p_3 be vertices of a proper triangle t in S with $\Delta > 0$.

Regarding q as a variable 3-vector in S , note that the quantity

$$s_1 = \text{Det}(q, p_2, p_3)$$

is proportional to the distance of q from the plane determined by the vectors p_2 and p_3 with the sign of s_1 being positive if q is on the same side of the $p_2 p_3$ plane as p_1 and negative if q is on the opposite side. Thus a point $q \in S$ is inside the triangle t if and only if the three quantities

$$s_1 = \text{Det}(q, p_2, p_3)$$

$$s_2 = \text{Det}(p_1, q, p_3)$$

$$s_3 = \text{Det}(p_1, p_2, q)$$

are all nonnegative.

Our algorithm for finding a triangle containing a given point q consists in computing the quantities s_1, s_2, s_3 for some triangle t and then either accepting t as the containing triangle if all $s_i \geq 0$ or else moving to the neighboring triangle across the edge opposite vertex p_i if s_i is the first of the test quantities found to be negative.

If there is no neighboring triangle across this edge the search stops, returning this information. Otherwise the search continues by computing the test quantities in the neighboring triangle.

Rounding errors in computing a 3×3 determinant causing inconsistent sign determination could conceivably lead to cycling in the look-up process or to the construction of topologically impossible edges in the grid construction.

Consider for example four points p_1, \dots, p_4 that lie in order along an arc of a great circle, the arc having length less than π . The true mathematical value of the determinant of the 3×3 matrix formed using any three of these vectors is zero.

Using finite precision coordinates and finite precision floating point arithmetic these determinants will generally not be computed as zero. A nonzero result does not in itself cause a serious problem but the possibility of inconsistency in the evaluation of related determinants can.

To illustrate the hazard suppose that with p_1, \dots, p_4 as above the computed value of $\text{Det}(p_1, p_2, p_3)$ is positive and (p_1, p_2, p_3) is accepted as a triangle in the grid. Then suppose p_4 is tested for inclusion in this triangle. It is possible that all of the determinants $\text{Det}(p_4, p_2, p_3)$, $\text{Det}(p_1, p_4, p_3)$, and $\text{Det}(p_1, p_2, p_4)$ might evaluate nonnegative. This would lead to the erroneous conclusion that p_4 is contained in the triangle (p_1, p_2, p_3) and various topologically incorrect edges would be constructed to incorporate p_4 into the grid.

Using a tolerance ϵ such that all results between $-\epsilon$ and ϵ are treated as zero does not solve the problem. We have had good luck using double precision evaluation of the determinants and strict zero tests. We have also had success with single precision determinant evaluation if we randomized the order in which the points p_i were considered for inclusion in the grid.

One way to assure consistency while sacrificing some accuracy would be to truncate all coordinate values to a small enough number of bits to permit the determinant evaluation to be done exactly. For example, on a machine carrying fourteen hexadecimal digits of significance in a double precision number, one might round all coordinates to the 2^{-17} bit. The smallest nonzero bit that could occur in the product of three such numbers would be the 2^{-51} bit. The coordinates do not exceed one in magnitude so the same is true of their products. These products and the sum of up to six such products can be held exactly in a normalized floating point number carrying fourteen hexadecimal digits. Thus determinants of 3×3 matrices could be computed exactly.

3.3 Constructing the triangular grid

The convex hull of a finite set of points in the plane is the smallest convex polygon containing the entire point set. We need an analogous notion, which we will call the spherical convex hull, for points on the surface S of the unit sphere.

Let P be a finite set of points in S . If there is no plane that strictly separates the origin from P , we will say the whole surface S is the spherical convex hull of P .

Alternatively if there is a plane strictly separating the origin from P let C be the smallest convex cone with its vertex at the origin and containing the set P . The intersection of C with S will be called the spherical convex hull of P . This region will lie strictly within some hemisphere of S .

A triangular grid with n vertices and covering all of S will have $2n-4$ triangles. A grid that covers a spherically convex proper subset of S and has n vertices and b boundary edges will have $2n-b-2$ triangles. Note that $2n$ can always be used as an upper bound on the number of triangles.

Our method of constructing a triangular grid using a given finite point set P in S as vertices will be a sequential process that alters a grid covering the spherical convex hull of some set of k points of P to obtain a grid covering the spherical convex hull of these k points plus one more.

Algorithms of this type can be divided into (at least) three subtypes

- (a) First find the boundary points of the (spherical) convex hull of P and construct a triangular grid for these points. Then in the remaining sequential part of the algorithm each new point is known to lie in some triangle of the current grid.
- (b) Preprocess the points of P into an ordering that assures that each new point will be strictly outside the (spherical) convex hull of the preceding points.

- (c) Do no preprocessing and be prepared for each new point to be either inside or outside the (spherical) convex hull of the preceding points.

With subtypes (a) and (b) one is adding extra code and execution time for a preprocessing stage in the hope of permitting the subsequent sequential phase to be simpler and execute faster. We have at different times developed algorithms for the planar problem representing each of these subtypes. The algorithm of Ref.(6) is of subtype (b). My present inclination is to prefer subtype (c) as I think it permits the total program to be simpler and probably is not significantly slower if in fact it is any slower. More specifically it does not require storage for a separate data structure to keep track of boundary points as was the case in Ref. (6).

Our approach then is to form one initial triangle and then loop through the remaining $n-3$ points adding one at a time and modifying the triangular grid at each stage to cover the spherical convex hull of all the points so far considered. Each new point may be either inside or outside the grid so far constructed.

In the class of problems for which this method is primarily intended, i.e. problems in which the data is scattered quite generally over all of S , a stage will be reached at which the spherical convex hull is all of S . Thereafter all additional points will necessarily lie inside the grid so far constructed since the grid will cover all of S . The user can cause this full coverage of S to happen early by arranging that the first four points to be processed are located such that the tetrahedron with these four points as vertices contains the origin as a strictly interior point. The triangular grid based on these four points will cover all of S .

Initially the algorithm seeks three points with which to construct the first triangle. The first vector p_1 is accepted unconditionally. The remaining vectors are scanned for the first one whose inner product with p_1 lies between $\cos 179^\circ$ and $\cos 1^\circ$, i.e. between -0.99985 and 0.99985 . Pointers are swapped to relabel this vector as p_2 .

The remaining vectors are scanned to find one whose determinant along with p_1 and p_2 exceeds 0.001 in magnitude. Such a vector is relabeled as p_3 . The vectors p_2 and p_3 are then swapped if necessary to assure that $\text{Det}(p_1, p_2, p_3)$ is positive. This completes the construction of the first triangle.

We may now assume a grid based on $k-1$ points has been constructed and the next point, p_k , is to be introduced. A look-up is done using the method described in Sec. 3.2. This look-up either finds a triangle t containing p_k , or else finds a triangle t such that p_k is outside this triangle relative to a side of the triangle beyond which there is no adjacent triangle.

In the first case, the single triangle t having vertex points p_A, p_B, p_C will be replaced by three triangles having vertex points (p_k, p_B, p_C) , (p_A, p_k, p_C) , and (p_A, p_B, p_k) respectively. The algorithm then does a grid improvement phase to be described subsequently.

In the second possible outcome of the look-up process, the point p_k is strictly outside the spherical convex hull of the preceding $k-1$ points, and in particular it is outside an edge of triangle t that constitutes a portion of the boundary of the spherical convex hull. In this case one new triangle will be formed by connecting p_k to the two ends of the edge of t that gave a negative s_i value in the look-up testing (See Sec. 3.2).

The algorithm next scans the current grid boundary points in both directions from the new triangle and connects p_k to all other boundary points that result in the creation of proper spherical triangles (See Sec. 3.2). The algorithm then does grid improvement.

3.3.1. Grid improvement

When two adjacent spherical triangles form a strictly convex spherical quadrilateral there arises the possibility of replacing these two triangles by the two that occur when the quadrilateral is partitioned by its other diagonal. One must establish a criterion for choosing between the two possible dissections of a quadrilateral.

This issue was discussed for the planar case in Ref. (6) where it was shown that three differently stated criteria were mathematically equivalent. In the spherical setting a fourth criterion with considerable intuitive appeal can be formulated and it is easily seen to be equivalent to the "circle test" of Ref. (5).

Let $p_1, p_2, p_3,$ and p_4 be the vertices, in counterclockwise order, of a spherical quadrilateral in S . Assume all four of the potential triangles $(p_1 p_2 p_3), (p_2 p_3 p_4), (p_3 p_4 p_1),$ and $(p_4 p_1 p_2)$ would be proper spherical triangles. One choice would be to connect points p_1 and p_3 forming triangles $(p_1 p_2 p_3)$ and $(p_3 p_4 p_1)$ while the other choice would be to connect points p_2 and p_4 forming triangles $(p_2 p_3 p_4)$ and $(p_4 p_1 p_2)$.

Consider the 3-D polyhedron underlying the spherical triangular grid. If the four points under consideration are not coplanar then one choice will give underlying planar triangular faces that could be faces of a convex polyhedron and the other choice will not. This therefore is our new criterion: a preference to make the underlying 3-D polyhedron convex.

Another way to describe this criterion is to consider the unique line L from the origin that intersects both of the lines p_1p_3 and p_2p_4 . If $p_1, p_2, p_3,$ and p_4 are not coplanar the two lines will intersect L at two distinct points. We construct the one of these two lines that intersects L furthest from the origin.

We implement this test by computing $d = \text{Det}(p_2 - p_1, p_3 - p_1, p_4 - p_1)$ and constructing the line p_2p_4 if $d > 0$ and constructing p_1p_3 if $d < 0$. Either line can be used if $d = 0$.

After a new point, say p_k , is connected into the grid, each edge that is opposite p_k in some triangle is a candidate for swapping. Thus if there is a triangle $p_k p_2 p_4$ and an adjacent triangle $p_2 p_3 p_4$ the edge $p_2 p_4$ will be replaced by the edge $p_k p_3$ if $\text{Det}(p_2 - p_k, p_3 - p_k, p_4 - p_k)$ is negative. When an edge is swapped the edges opposite p_k in the two newly formed triangles become candidates for swapping.

3.4. Estimation of gradient vectors

We assume a triangular grid has been constructed in S covering the spherical convex hull of the points p_1, \dots, p_n and having the points p_1, \dots, p_n as vertices. We also assume the data values u_1, \dots, u_n (See Sec. 2) are available. It is required to estimate a 3-D gradient vector g_i at each point p_i . See Sec. 2.1 for the characterization of gradient vectors for this problem.

Let p_i be a point at which a gradient vector g_i is to be estimated. Our general idea is to do a least squares quadratic fit to data near the point p_i and then use the gradient vector of this fitted quadratic polynomial as the gradient vector at p_i . We use a six term quadratic polynomial in two variables forcing interpolation to the value u_i at p_i . Thus we need at least five neighboring points, and prefer more than five to obtain a local smoothing effect on the gradient vector.

Let Q denote the set of points to be used for the fit. We first place all the immediate neighbors of p_i into Q . If the number of immediate neighbors is

from 6 through 16 and if the matrix for the least squares problem passes a conditioning test then this set Q is used for the fit. If the number of points exceeds 16, excess points are discarded. If the number is less than 6, more nearby points beyond the immediate neighbors of p_i are introduced. If the matrix condition test is not passed, more points, up to 16, are added. If the condition test still fails with 16 points, the least squares system is damped to bias the solution toward small values of the coefficients of the three second order polynomial terms.

The fitting is set up in a local coordinate system determined by p_i . A 3x3 rotation matrix R is determined that transforms the position vector of p_i to the vector $(0, 0, 1)$. Thus the "north pole" of the rotated coordinate system is at p_i .

The same coordinate transformation is applied to all vectors in the fitting set Q . Generally these transformed vectors, having some proximity to p_i , will all lie in the "northern hemisphere" of the rotated coordinate system i.e. their z coordinates will be positive. If any transformed vector (x, y, z) has $z < 0$ we arbitrarily replace it by $(x/s, y/s, 0)$ where $s = \text{Sqrt}(x^2 + y^2)$. This last step is just an expedient to do something definite in a poor situation. Data must be very sparse or poorly distributed to result in any points of Q being in the "southern hemisphere" of the rotated coordinate system.

We ignore the z coordinates of these transformed vectors, using only their x and y coordinates in the fitting. This can be interpreted as projecting the points p_j of Q orthogonally onto the plane T that is tangent to the sphere at the "north pole", i.e. at p_i . The polynomial model for the fit is

$$c_1x + c_2y + c_3x^2 + c_4xy + c_5y^2 = u - u_i$$

The coefficients c_1, \dots, c_5 of this polynomial are determined by a least squares computation. The 2-vector (c_1, c_2) is the gradient vector at p_i of the fitted polynomial relative to the xy coordinate system in the tangent plane T . Using the observations at the end of Sec. 2.1 we take the 3-vector $(c_1, c_2, 0)$ to be the gradient vector at p_i of the (as yet unknown) interpolating function defined over the surface of the sphere. The inverse of the rotation matrix R is then applied to $(c_1, c_2, 0)$ to obtain the representation of the gradient vector g_i in the original coordinate system.

3.5. Interpolation in a single triangle

In the planar case described in Ref. (6) we preferred the 9-parameter Clough-Tocher cubic macroelement (Ref. 3) as our interpolation method primarily for the following two reasons:

- (a) It is more economical to evaluate than any other C^1 interpolation method of which we are aware. Beginning with the rectangular coordinates of q and of the vertices, and the function values and 2-D gradient vectors at the vertices, our evaluation of this interpolant uses 55 multiplies, 65 adds, and 4 divides.

- (b) The interpolant at any point is simply a cubic polynomial in the cartesian coordinates (or in the barycentric coordinates), and thus it is easy to derive and implement an evaluation of the gradient of the interpolated surface if this should be desired.

Unfortunately, the Clough-Tocher method depends strongly on properties of polynomials in cartesian coordinates over a planar region and does not seem to generalize for use over a spherical triangle.

We will describe two methods for C^1 interpolation over planar triangles that do generalize to spherical triangles. These both represent the interpolant in the form

$$(2) \quad f(q) = w_1 f_1 + w_2 f_2 + w_3 f_3, \quad w_1 + w_2 + w_3 = 1$$

where the w_i 's are nonnegative weight functions depending only on q and the locations of the vertices, and the f 's are interpolants depending in general on q and all of the data associated with the triangle t , and satisfying some, but generally not all, of the conditions for C^1 continuity across triangle edges. A very helpful analysis of convex combination formulas of this type is given in Ref. (4).

As with the Clough-Tocher interpolant the requirement for C^1 continuity across edges is approached by establishing values of the function and its gradient along an edge that depend only on data at the two ends of the edge.

Values along an edge are computed by Hermite cubic interpolation and the tangential derivative at any point on an edge is computed as the derivative of this Hermite cubic interpolation polynomial. The normal derivative at any point on an edge is computed by linear interpolation using the derivatives normal to the same edge at the two ends of the edge. For q on an edge of a triangle to let $F(q)$ denote the value and $G(q)$ denote the gradient vector defined by these interpolation methods along the edge.

For any point q in the triangle t let f_1 in Eq. (2) be defined by Hermite cubic interpolation along the line through q parallel to the edge opposite vertex p_1 . This function f_1 has been called the BBG interpolant or BBG projector due to its use in Ref. (1). See also Ref. (2), pp. 92-101.

Function and derivative values for this interpolation are derived from the edge functions F and G defined above. The function $f_1(q)$ defined in this way is C^1 over triangle t , and f_1 and its gradient match F and G respectively on all edges except that the normal derivative of f_1 on the relative interior of the edge opposite p_1 will generally not be consistent with G .

Corollary 2.5 of Ref. (4), adapted to our present notation, states that if all f_i 's in Eq. (2) match F on the entire boundary of t , and $w_1(q) = 0$ for any q and edge point q for which the gradient of f_1 evaluated at q does not match $G(q)$, then f of Eq. (2) matches F and the gradient of f matches G on the entire boundary of t .

Thus letting f_1 be the BBG interpolant, it will suffice to require that w_1 have the value zero on the edge opposite p_1 and be nonzero elsewhere on the boundary of t . This is conveniently assured by letting w_1 be the barycentric coordinate of q that has the value zero on the edge opposite p_1 and one at p_1 . Thus Eq. (2) specializes to

$$(3) \quad f(q) = b_1 f_1(q) + b_2 f_2(q) + b_3 f_3(q)$$

where the b_i are the barycentric coordinates of q relative to the triangle t and the f_i 's are BBG interpolants, each requiring two linear interpolations and three Hermite cubic interpolations for its evaluation.

3.5.2. Planar Method 2

For any point q in the triangle t let f_1 in Eq. (2) be defined by Hermite cubic interpolation along a line from vertex p_1 through q to the opposite edge. This interpolant has been called a side-vertex or radial interpolant. (See Ref. 2, p. 101).

The function f_i matches F on the entire boundary of t and its gradient matches G on the edge opposite p_i but its normal derivative is not consistent with G_i on the relative interior of the two edges adjacent to p_i . Again using Corollary 2.5 of Ref. (4), it suffices to define w_i of Eq. (2) to be zero on the relative interior of the two edges adjacent to p_i and positive on the relative interior of the opposite edge. This is accomplished by setting

$$w_i = b_{i+1} b_{i+2} / (b_{i+1} b_{i+2} + b_{i+2} b_i + b_i b_{i+1})$$

where the b_i 's are barycentric coordinates of q and the subscripts are to be evaluated modulo 3 to one of the values 1, 2, or 3.

The function w_i defined in this way has non-removable singularities at vertices p_{i+1} and p_{i+2} since it is one on the relative interior of edge $p_{i+1}p_{i+2}$ and zero on the relative interior of the other two edges (and at vertex p_i). For mathematical definiteness we may define w_i to have the value zero at p_{i+1} and one at p_{i+2} . The sum $w_1 + w_2 + w_3$ is then one throughout triangle t , as is required for Corollary 2.5. In a computer implementation one would treat interpolation at a vertex as a special (trivial) case anyway, so the particular choice of definition of w_i at the p_{i+1} and p_{i+2} has no bearing on implementations.

Thus Eq. (2) specializes to

$$(4) \quad f(q) = \begin{cases} (b_3 b_2 f_1 + b_1 b_3 f_2 + b_2 b_1 f_3) / (b_3 b_2 + b_1 b_3 + b_2 b_1), & \text{for } q \neq p_1, p_2, \text{ or } p_3 \\ u_i, & \text{for } q = p_i \end{cases}$$

where the b_i 's are the barycentric coordinates of q and the f_i 's are side-vertex interpolators. Each f_i requires one linear interpolation and two Hermite cubic interpolations for its evaluation.

3.5.3. Generalization of Planar Methods 1 and 2 for spherical triangles

The key in generalizing these two planar methods for use with a grid of spherical triangles on the surface S of the unit sphere is to replace all of the linear and Hermite cubic interpolations along line segments by the same type of interpolations along arcs of great circles in S .

Let t denote a proper spherical triangle with vertex position vectors p_1 , p_2 , and p_3 , and let q be a point of S contained in t . Let t' denote the underlying planar triangle having the same vertices as t , and let q' be the central projection of q into the plane of triangle t' , i.e. q' is the point in the plane of t' intersected by the line from the center of the sphere to q .

When the look-up procedure of Sec. 3.2 finds that a given point q in S is in triangle t , it also returns the three nonnegative numbers s_1 , s_2 , and s_3 . We call these numbers unnormalized barycentric coordinates since the (normalized) barycentric coordinates of q' relative to the planar triangle t' can be computed as

$$b_i = s_i / (s_1 + s_2 + s_3), \quad i = 1, 2, 3.$$

The intersection points between certain lines through q' and edges of t' needed for either of the two planar interpolation methods are easily represented in terms of the b_i 's and p_i 's. Thus the intersection between edge $p_i p_{i+1}$ with the line through q' parallel to edge $p_{i+1} p_{i+2}$ has position vector $b_i p_i + (1-b_i) p_{i+1}$ while the intersection between edge $p_{i+1} p_{i+2}$ with the line from vertex p_i through q has the position vector $(b_{i+1} p_{i+1} + b_{i+2} p_{i+2}) / (b_{i+1} + b_{i+2})$.

These intersection points can then be centrally projected to S by normalizing their position vectors to have unit euclidean length. All of the linear and cubic interpolations called for in the planar methods are then done with respect to arc length along great circle arcs in S obtained by central projection of the corresponding line segments in the planar triangle t' .

Recall that gradient data at each vertex p_1 , p_2 , and p_3 is represented as a 3-vector that is orthogonal to the position vector of the vertex. Gradient information generated at auxiliary points in either interpolation method is also represented a 3-vector orthogonal to the associated position vector.

The verification that each of these two spherical triangle interpolation methods defines a C^1 function over S can be carried out in the same way the C^1 property of the planar methods is proved, for example in Ref. (4). Thus one observes that the function value and gradient vector at any edge point of a spherical triangle is determined only by data at the ends of the edge and thus will be consistent in neighboring triangles. The partial interpolation functions f_i have the correct values at all edge points and gradient values that are correct on certain edges and wrong on others. The convex combination formula (3) or (4) properly zeros out the functions where their gradient values are wrong and thus gives a function having the required boundary values and boundary gradients.

4. Software implementing these algorithms

Subroutines were written for these algorithms in 1979 using the JPL SFTRAN3 structured Fortran language which is preprocessed Federal (ANSI) Standard Fortran 77.

The time for grid construction for n points was proportional to $n^{1.25}$ for test cases in the range from 25 to 500 points. The RMS error in test cases using simple mathematical functions to generate data over relatively uniform triangular grids of various densities was proportional to $h^{3.4}$ in test cases having maximum edge length in the grid ranging from 63° down to 9° .

A count of the number of arithmetic operations required to do a single interpolation in a triangle gives the figures listed in Table 1. The planar Clough-Tocher method is included for comparison. For all methods the computation starts with cartesian coordinates for q , p_1 , p_2 , and p_3 and function values and gradient vectors at p_1 , p_2 , and p_3 . The weights used to combine the counts are arbitrary but plausible. They are normalized to cause an add plus a multiply to sum to one for consistency with operation counts measured in "Flops".

For Method 1, tests of the continuity of the interpolated function and its first partial derivatives across edges of the grid were made in two ways. Interpolated values and their first and second differences were computed at a sequence of equispaced points along a smooth arc. Paths were chosen crossing edges at various angles and crossing a vertex. These tests indicated continuity of the values and first differences with discontinuity of the second difference at edges.

The other test of C^1 continuity involved reprogramming all of the code for Method 1 using a "U-arithmetic" package developed at JPL in 1971 based on the ideas of Ref. (8). (This is like the method of Ref. (5) without the benefit of a preprocessor.) In this approach the program computes a 3-D gradient vector and a 3x3 Hessian matrix for every intermediate quantity and thus also for the final interpolated value. All derivative computations use mathematically correct formulas, i.e. not differencing.

We found it necessary to reorder some computations to avoid severe artificial numerical instabilities in the derivative computations. After this reordering the results were consistent with C^1 continuity.

We did not try a U-arithmetic version of Method 2. I would expect severe difficulties with this since the singularities of the w_i 's at certain vertices (See Sec. 3.5.2) imply that some first partial derivations of the w_i 's can be arbitrarily large in a small neighborhood of a vertex. Mathematically these cancel out but numerically there would be large rounding errors.

5. An application

In February, 1982, this software was used at JPL in the study of gravity variation over the surface of the planet Venus. Data was available at many, but not all points, of a rectangular longitude-latitude grid. The missing data occurred in irregularly shaped regions determined by geometrical constraints of the observation and communication instruments.

Table 1. Operation counts for a single interpolation in a triangle

	Clough-Tocher Planar Method	Spherical Method 1	Spherical Method 2	Factors for weighted total
Add/Subtract	65	371	352	0.4
Multiply	55	699	450	0.6
Divide	4	81	57	1.2
Sqrt		24	15	3.0
Atan		18	12	5.0
Weighted Total (Flops)	63.8	827.0	584.2	

Using 2450 points at which data was present our program built a spherical triangular grid consisting of 4896 triangles. Missing data in the rectangular grid was then filled in by interpolation in the triangular grid.

In the course of this work the scientists gained new insights regarding their data and we found and repaired a weak spot in our program. See the discussion of determinant evaluation in Sec. 3.2.

6. Conclusions and remarks

The efficiency of the grid building procedure, execution time in test cases being observed to be proportional to $n^{1.25}$, is quite satisfactory.

C^1 interpolation in a spherical triangle requires 9 to 13 more Flops than C^1 interpolation in a planar triangle. Modifications giving small reductions in the operation counts are known but it would be interesting if an entirely different approach could be found that might be more intrinsically related to the topology of the spherical surface and require significantly fewer Flops.

Method 1 is more time-consuming than Method 2 by a factor of about 3 to 2 since Method 1 uses nine cubic interpolations along arcs compared with six for Method 2. Analytic computation of gradients for interpolated values would probably be more stable using Method 1 than Method 2 because of the singularities in the w_i 's of Method 2. It would be interesting to make visual comparisons of surfaces generated by these two methods but we have not had the resources to make such comparisons.

The programs appear to be robust and reliable. The use of the SFTRAN3 structured Fortran language has been extremely helpful in keeping the code understandable.

It should be noted that the use of the surface of a sphere as the domain is just a mathematical construct for dealing with the set of all directions in 3-space from an origin point. Thus the methods of this paper are applicable to the representation of any bounded two-dimensional C^1 surface in 3-space that is "starlike" in the sense that there is some origin point from which a ray in any direction intersects the surface in at most one point and the ray is not tangent to the surface at that point.

Other two dimensional manifolds besides the plane and the spherical surface that may deserve investigation for scattered data interpolation include the surface of a cylinder or a torus. On a cylinder one may wish to admit triangles having two vertices at the same data point while on the torus one may admit triangles having all three vertices at the same data point!

References

1. R. E. Barnhill, G. Birkhoff, and W. J. Gordon, Smooth Interpolation in Triangles, *J. Approx. Theory*, 8, (1973), 114-128.
2. R. E. Barnhill, Representation and Approximation of Surfaces, *Mathematical Software III*, ed. J. R. Rice, Academic Press, 1977, pp. 69-120.
3. R. W. Clough and J. L. Tocher, Finite element stiffness matrices for analysis of plates in bending, *Proc. Conf. Matrix Methods in Struct. Mech.*, Air Force Inst. of Tech., Wright-Patterson A.F.B., Ohio, 1965.
4. G. J. Herron, Triangular and Multisided Patch Schemes, Ph.D. Thesis, University of Utah, 1979, 80 pp.
5. G. Kadem, Automatic Differentiation of Computer Programs, *TOMS*, 6, (1980), 150-165.
6. C. L. Lawson, Software for C^1 Surface Interpolation, *Mathematical Software III*, ed. J. R. Rice, Academic Press, 1977, pp. 161-194.
7. L. L. Schumaker, Fitting Surfaces to Scattered Data, *Approximation Theory II*, ed. G.G. Lorentz, C. K. Chu, and L. L. Schumaker, Academic Press (1976), pp. 203-268.
8. R. E. Wengert, A Simple Automatic Derivative Evaluation Program, *CACM*, 1, (August 1964), pp. 463-464.

N83

15763

UNCLAS

This Page Intentionally Left Blank

LN83 15763 121

D4

R. E. Barnhill
Math Department
University of Utah
Salt Lake City, UT 84112

SURFACES: Representation and Approximation

The general:	Surface	Application
	Free-form	Sculptured

Design of Surfaces

Examples:

Representation of Surfaces

Lockheed
Energy

Criteria/characteristics:

Fits given information/application

Smoothness

Shape fidelity

Parametric representation

Local vs. global schemes

Interactive design

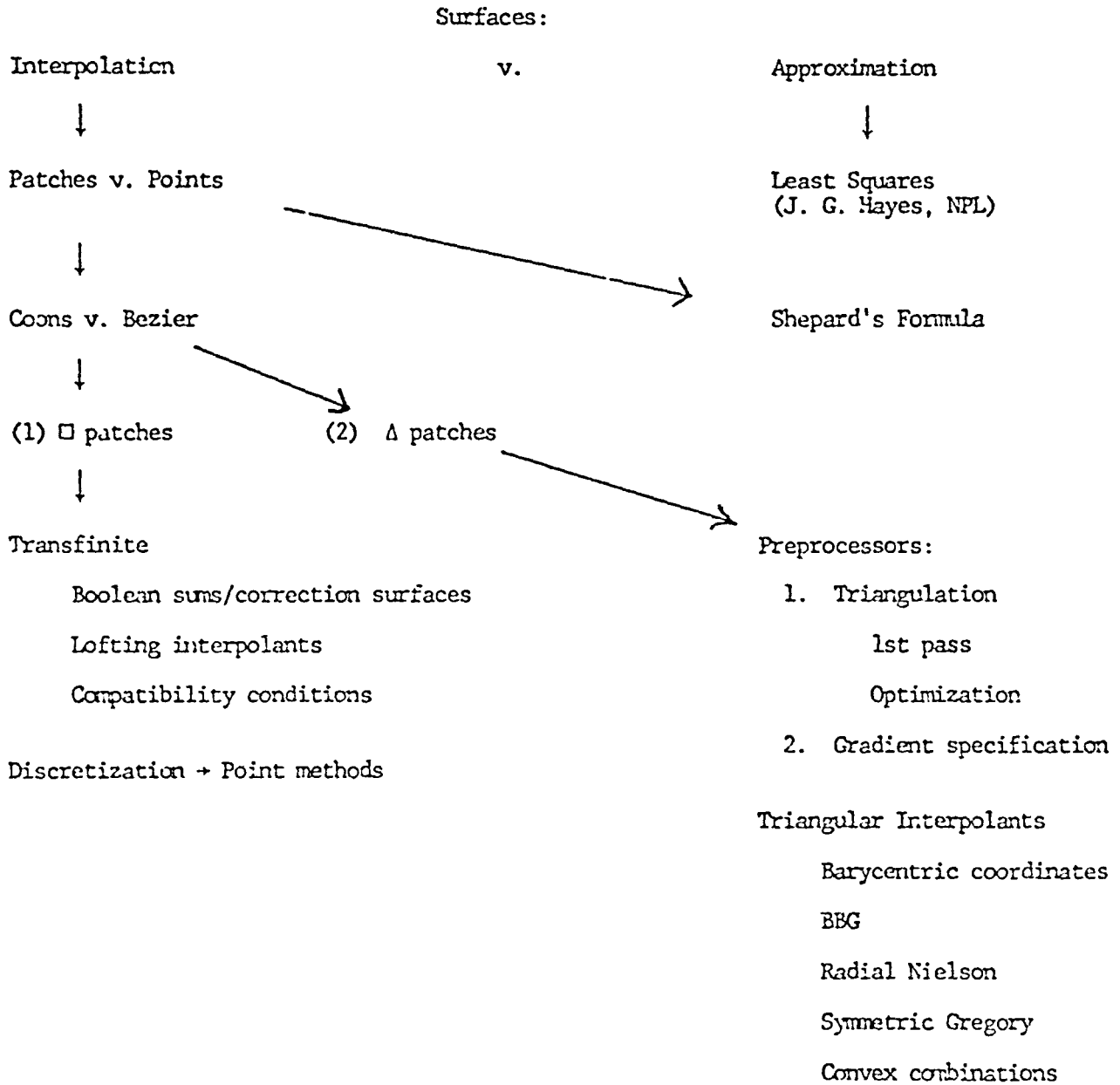
Interactive viewing

NSF MCS-81C1854

PRECEDING PAGE BLANK NOT FILMED

PAGE 120

Outline of 3D Surfaces



ORIGINAL PAGE IS
OF POOR QUALITY

(1) □ Coons' Patches

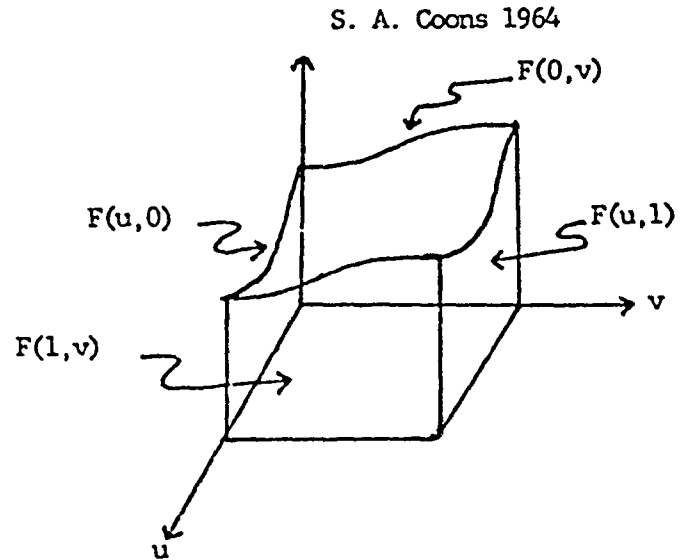
First Problem: Interpolate
to the 4 curves.

Conventions:

F "primitive"

F general coordinate

$$\begin{bmatrix} x(u,v) \\ y(u,v) \\ z(u,v) \end{bmatrix} + \text{parametric surface}$$



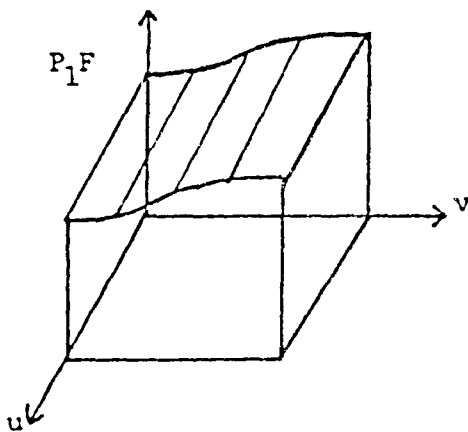

Solution to the 1st problem: Lofting interpolant

$$P_1F \equiv (1-u)F(0,v) + uF(1,v)$$

Univariate linear interpolant:

$$f = f(u) \Rightarrow P_1f = (1-u)f_0 + uf_1$$

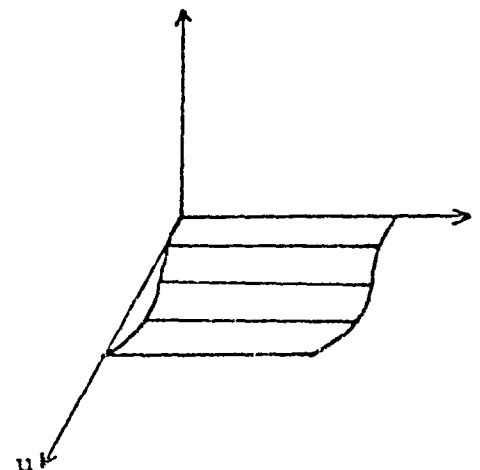
Bivariate $F = F(u,v) \Rightarrow P_1F = \text{the above.}$



Error $F - P_1F$

Idea: Match $F - P_1F$
and add this to P_1F .

Solution: $P_2[F - P_1F]$
does the job.



ORIGINAL PAGE IS
OF POOR QUALITY

Geometry vs. Algebra

$$\begin{aligned}
 g &= g(v) \Rightarrow P_2 g = (1-v)g_0 + v g_1 \\
 \therefore P_2(F - P_1 F) &= (1-v)(F - P_1 F)(u, 0) + v(F - P_1 F)(u, 1) \\
 &= (1-v)F(u, 0) - (1-v)[(1-u)F(0, 0) + uF(1, 0)] \\
 &\quad + vF(u, 1) - v[(1-u)F(0, 1) + uF(1, 1)] \quad .
 \end{aligned}$$

$$\begin{aligned}
 \text{Overall approximation } PF &= P_1 F + P_2 F - P_1 P_2 F \\
 &= (1-u)F(0, v) + uF(1, v) \quad + \quad (1-v)F(u, 0) + vF(u, 1) \\
 &\quad - [(1-u)(1-v)F(0, 0) + u(1-v)F(1, 0) + (1-u)vF(0, 1) + uvF(1, 1)] \quad .
 \end{aligned}$$

Check interpolation: $(PF)(u, 0) = F(u, 0)$ etc.

$PF = (P_1 \oplus P_2)F$ Boolean sum, transfinite interpolant, blending functions
W. J. Gordon 1969

$P_1 P_2 F$ tensor product

Bilinearly blended Coons' patch

Piecewise method - C^0

Practical applications: C^1 or C^2 .


↳ ... bicubically blended Coons' patch.

$$f = f(u) \Rightarrow P_1 f = h_0(u)f(0) + h_1(u)f(1) + \bar{h}_0(u)f'(0) + \bar{h}_1(u)f'(1)$$

$$F = F(u,v) \Rightarrow$$

$$(P_1 \oplus P_2)F =$$

$$[h_0(u)h_1(u)\bar{h}_0(u)\bar{h}_1(u)] \begin{bmatrix} F(0,v) \\ F(1,v) \\ F_{1,0}(0,v) \\ F_{1,0}(1,v) \end{bmatrix} + \text{dual term}$$



$$- [h_0(u)h_1(u)\bar{h}_0(u)\bar{h}_1(u)]^B \begin{bmatrix} h_0(v) \\ h_1(v) \\ \bar{h}_0(v) \\ \bar{h}_1(v) \end{bmatrix}$$

where

$$B = \begin{bmatrix} F(0,0) & F(0,1) & F_{0,1}(0,0) & F_{0,1}(0,1) \\ F(1,0) & F(1,1) & F_{0,1}(1,0) & F_{0,1}(1,1) \\ F_{1,0}(0,0) & F_{1,0}(0,1) & F_{1,1}(0,0) & F_{1,1}(0,1) \\ F_{1,0}(1,0) & F_{1,0}(1,1) & F_{1,1}(1,0) & F_{1,1}(1,1) \end{bmatrix} = \begin{bmatrix} F & F_{0,1} \\ F_{1,0} & F_{1,1} \end{bmatrix}$$

$$\text{Twist trouble } (F_{1,1} \equiv \frac{\partial^2 F}{\partial u \partial v}) = \begin{bmatrix} \text{Positions} & \text{Tangents} \\ \text{Tangents} & \text{Twists} \end{bmatrix}$$

$$\text{Gregory's Square } \begin{bmatrix} \frac{u \frac{\partial^2 F}{\partial v \partial u}(0,0) + v \frac{\partial^2 F}{\partial u \partial v}(0,0)}{u+v} & \cdot \\ \cdot & \cdot \end{bmatrix}$$

Discretization \rightarrow Point Methods

$$F(u,0) = \tilde{F}(u,0) \equiv h_0(u)F(0,0) + h_1(u)F(1,0) + \bar{h}_0(u)F_{1,0}(0,0) + \bar{h}_1(u)F_{1,0}(1,0)$$

ORIGINAL PAGE IS
OF POOR QUALITY

2. Triangular Patches

Rectangular domains vs. non-rectangular domains

Preprocessors: a. Triangulation

Algorithm: (1) Enforce given boundary

Default: convex hull.

(2) A triangulation ... fast.

(3) Optimize: $\min_T \max_{T \in T} \text{angle}$

where T is the set of triangulations.

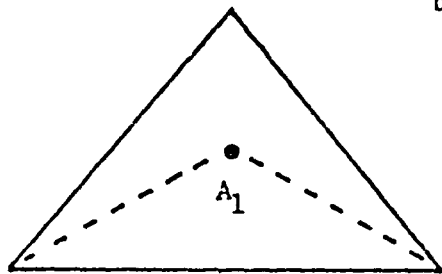
b. Gradient Specification

Surface Design: use tangent handles

Surface Representation: use triangular Shepard's Method (Little) or
inverse-distance-weighted least squares (Franke).

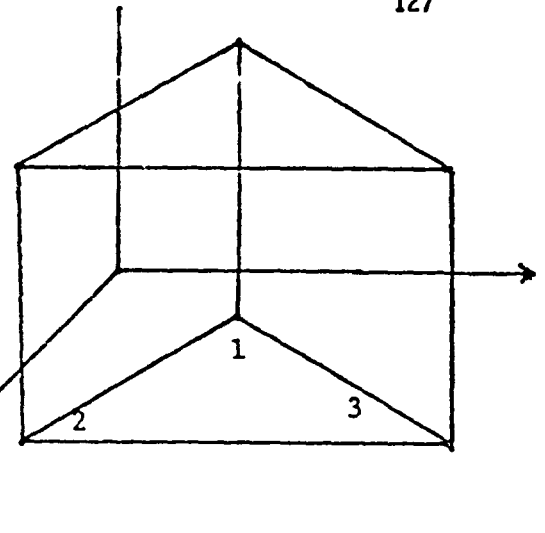
Triangular Interpolants

Barycentric coordinates



$$b_1 = \frac{A_1}{A}$$

etc.



Linear interpolant $L^F = b_1 F(V_1) + b_2 F(V_2) + b_3 F(V_3)$

(Finite elements)

Problem: Find C^1 triangular interpolants

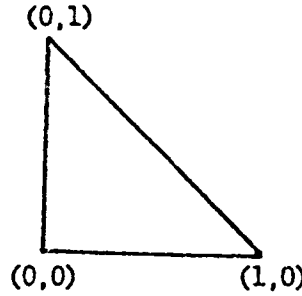
C^1 triangular Coons' patches

Barnhill, Birkhoff, Gordon, 1969-73

ORIGINAL PAGE IS
OF POOR QUALITY

ORIGINAL PAPER
OF POOR QUALITY

Standard triangle



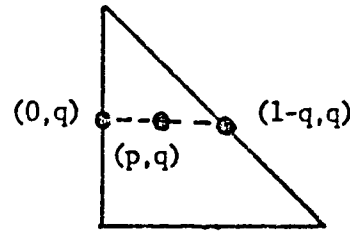
Heuristic only:
use modern version in
practice.

The BSG idea: Loft & Boolean sum

$$P_1 F = h_0\left(\frac{p}{1-q}\right)F(0,q) + h_1(\cdot)F(1-q,q) \\ + \bar{h}_0(\cdot)(1-q)F_{1,0}(0,q) + \bar{h}_1(\cdot)(1-q)F_{1,0}(1-q,q)$$

$P_2 F$ is analogous.

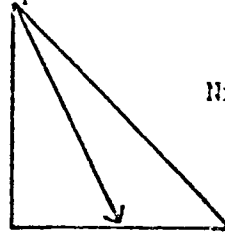
Form $(P_1 \oplus P_2)F$. Compatibility conditions



More triangular interpolants:

Radial

Nelson 1971



Symmetric Gregory
scheme

$$\alpha P_1 F + \beta P_2 F + \gamma P_3 F$$

BGG projectors

α, β, γ polynomials from the Birkhoff Pit.

$$\text{Convex Combination } \hat{\alpha} T_1 F + \hat{\beta} T_2 F + \hat{\gamma} T_3 F$$

$T_i F$ C^1 interpolant on edge i

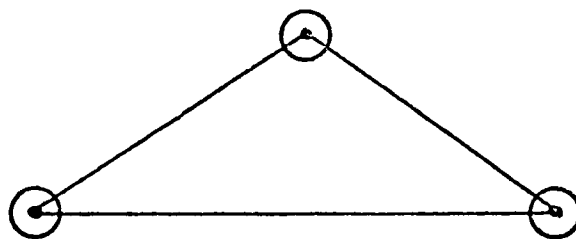
Brown
Little

$\hat{\alpha}, \hat{\beta}, \hat{\gamma}$ rational functions from Shepard's Formula.

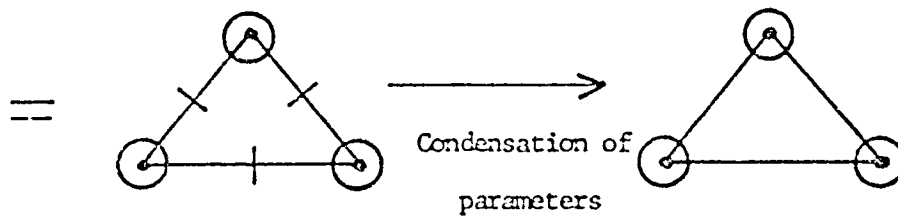
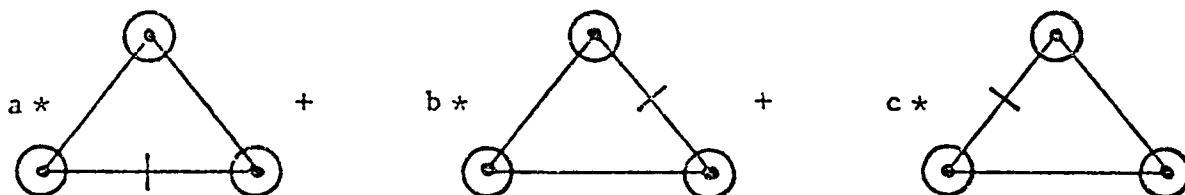
ORIGINAL PAGE IS
OF POOR QUALITY

Finite dimensional triangular schemes:

C^1 : User supplied data



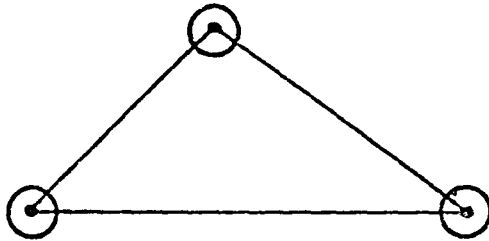
(1) Little Triangle (1976)



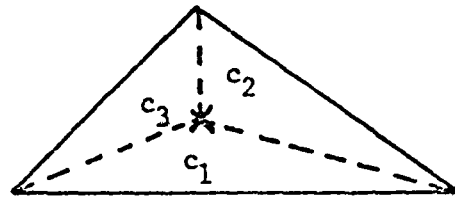
Rational, almost polynomial.

(2) C^1 Clough-Tocher

piecewise cubic



User-supplied data



Clough-Tocher subdivision

Problem: Find C^2 Clough Tocher.

Tool: Farin's Bézier Triangle methods 1979.

Solution: Barnhill, Farin, and Little 1980.

Contouring: This is sometimes the problems, e.g., hidden surfaces, silhouette edges.

Adaptive subdivision schemes

Little
Petersen

Point Methods: Arbitrarily Spaced Data

Shepard's Formula (1968)

Solar maps

$$(SF)(x,y) = \begin{cases} \frac{\sum_i \frac{F_i}{d_i^2}}{\sum_i \frac{1}{d_i^2}} & (x,y) \neq (x_i, y_i) \quad V_i \\ F_j & (x,y) = (x_j, y_j) \end{cases}$$

where $d_i = d_i(x,y) =$ distance from (x,y) to (x_i, y_i) .

$$\text{Rewrite } SF = \frac{\sum_i \left(\prod_{k \neq i} d_k^2 \right) F_i}{\sum_i \left(\prod_{k \neq i} d_k^2 \right)} \equiv \sum_i w_i F_i$$

$$\text{where } w_i(x_j, y_j) = \begin{cases} 1 & \text{if } i = j \\ 0 & \text{if } i \neq j \end{cases} \quad \text{cardinal form.}$$

\therefore SF interpolates and is continuous.

Global method / flat spots

Improvements: Barnhill & Poepelmeier 1975

Franke 1975

Vittitow 1978

Little 1978

Remarks: Patch methods are local methods.

Shape fidelity requires at least local quadratic precision.

Interactive design - real time computations.

Interactive viewing - use the hardware.

Reference: R. E. Barnhill, Representation and Approximation of Surfaces,
Math. Software III, J. R. Rice, ed., Academic Press, 1977.

ORIGINAL PAPER
OF POOR QUALITY4D Surfaces

Example: Temperature as a function of 3 spatial variables.

Tessellation of 3D domains into tetrahedra.

Litvie



4D Surface Interpolants

Gregory



Mansfield

3D Contours

Jensen

N83

15764

UNCLAS

L N 83 15764 135

DS

ERI
PREPRINT

Engineering Research Institute

IOWA STATE UNIVERSITY

AMES

SURFACE FITTING WITH BIHARMONIC

AND

HARMONIC MODELS

Rolland L. Hardy

May 1982

This paper was prepared for presentation to the
NASA Workshop on Surface Fitting
Texas A&M University, College Station, Texas 77843
May 1982

SURFACE FITTING WITH BIHARMONIC
AND
HARMONIC MODELS

Dr. Rolland L. Hardy
Professor-in-Charge; Geodesy, Photogrammetry, and Surveying
Department of Civil Engineering, Iowa State University
Ames, Iowa 50011

BIOGRAPHICAL SKETCH

Rolland L. Hardy is Professor in Charge of a graduate degree program in Geodesy and Photogrammetry and of an undergraduate degree program in Surveying at Iowa State University. After leaving military service as a First Lieutenant, Field Artillery in 1946, he received a BS degree at the University of Illinois in 1947. The B.S.C.E. and C.E. degrees were obtained at the University of Missouri School of Mines at Rolla in 1950 and 1956 respectively. In 1963 he earned the degree of Dr.-Ing. (in Geodesy) at the Technical University, Karlsruhe, Germany. He is a registered professional engineer and surveyor in Iowa and Missouri. His career in surveying and mapping has included military and government service, both foreign and domestic, as well as private practice, teaching and research. He is in the retired reserve at the rank of Lieutenant Colonel, Corps of Engineers. Dr. Hardy is listed in American Men of Science and Who's Who in Engineering.

ORIGINAL PAGES
OF POOR QUALITY.

ORIGINAL PAGE IS
OF POOR QUALITY

BACKGROUND

This paper is devoted mainly to a physical and geometric interpretation of the surface fitting technique discovered by the author in 1968, which was called multiquadric equations in 1971 (Hardy 1971). It was not until 1980, after a report by Franke (1979) that it was recognized that multiquadric equations or MQ may be interpreted very simply as a linear combination of three dimensional distance functions. The similarity of the MQ method to a simple summation associated with point mass models in geodesy was recognized very early (Hardy 1972). As it turns out now this was simply the other side of the biharmonic-harmonic "coin", and I have recently coined a multiquadric label for the point mass anomaly also, i.e. reciprocal multiquadric or MQ^{-1} . In this case we construct a set of point mass anomalies having positive and negative values as contrasted with always positive masses. By requiring or assuming the sum of mass anomalies to total zero we do not change the total mass and are therefore dealing with irregularities in a distribution of mass with respect to what we perceive to be some standard distribution of mass. For disturbing potential outside the anomalous masses we obtain a solution with a linear combination of three dimensional reciprocal distance functions, in which the originally unknown point mass anomalies are treated as undetermined coefficients. A reciprocal distance function is harmonic, satisfying Laplace's differential equation. Hence, a linear combination of such functions is also harmonic. An alternative way of looking at the problem and its solution is to consider the integral

$$T(r_p, \theta_p, \lambda_p) = G \iint_{\text{Sphere}} \delta^{-1}(r_p, \theta_p, \lambda_p; r, \theta, \lambda) dm$$

in which p is a point on or outside the spherical body where disturbing potential T is measured. This integral cannot be formally integrated because the equality $dm = \delta(r, \theta, \lambda) dv$ contains an unknown density function $\delta(r, \theta, \lambda)$ under the integral sign. Therefore the integral, considered in this light, has the characteristics of an integral equation. Jaswon and Symm (1977) have studied problems of this type in both potential and elasticity. It is this form of a numerical approximation to a linear integral equation which provides a solution for the anomalous density function using MQ^{-1} . Measurements of disturbing potential at n points and the formation of a system of up to n linear equations provides the fundamental basis of this approach. However, the approximation of the density function is not the primary goal usually. After obtaining a good approximation of the density function it is used in the summation form to evaluate T at any point, usually where T has not been measured. The ultimate outcome then, is a procedure that one can classify as prediction, approximation, or surface fitting, if not some other form of numerical analysis.

A frequent problem with MQ^{-1} , or point mass models in general, is to find the best depth or radius for placing the anomalies. Hardy (1978, 1979) and Hardy and Gopfert (1975) have provided a very satisfactory solution for

this with respect to both spheres and planes. This is the "best-r formula", but it does not seem to be well known. The original MQ form (now known to be biharmonic) is relatively insensitive to this problem, and as noted by Franke (1979) it seems to give results equal to or better than MQ^{-1} for most surface fitting purposes. Hence MQ essentially as used in 1971, will probably become the favorite of the two surface fitting techniques.

The emphasis below will be on MQ rather than MQ^{-1} but contrasts and similarities of the two will be shown. As will be seen, it is the geometric and physical interpretation that has been applied to MQ^{-1} which has contributed to a better understanding of MQ. To summarize briefly in advance:

- (1) MQ^{-1} is harmonic; MQ is biharmonic.
- (2) MQ^{-1} deals basically with exterior disturbing potential and satisfies Laplace's equation; MQ deals basically with interior and surface displacements, elastically, and satisfies Poisson's equation.
- (3) In both cases the solutions may be viewed as being numerical approximations of an integral equation in which an unknown density function is the physical source for disturbing potential (MQ^{-1}) or elastic displacement (MQ).

Most of what follows has been taken quite literally from my recent papers (Hardy 1980, 1981). There has not been a rapid expansion of my knowledge on the subject since 1980; however, I am taking advantage of this opportunity to remedy a few misleading statements, to correct outright mistakes, and to change other matters, particularly Figure 2 which represents the elastic displacement of a sphere. Hence what is presented is considered to be a modest improvement over my previous papers.

BIHARMONIC-HARMONIC MODELS FOR SURFACE FITTING

Recognition that MQ is biharmonic in three dimensions, just as MQ^{-1} is harmonic in three dimensions, was expedited by Franke's (1979) description of Duchon's thin plate spline or TPS. Franke noted similarities of TPS and MQ in the fact that ordinates for a single kernel function get larger in both cases as the distance increases. TPS involves a biharmonic function in two dimensions of the form:

$$r^2 \log r \text{ with } r = (x^2 + y^2)^{1/2}$$

whereas MQ involves a biharmonic function in three dimensions of the form:

$$r^2 \cdot r^{-1} \text{ or simply } r \text{ with } r = (x^2 + y^2 + z^2)^{1/2}$$

Most references in the theory of elasticity deal more with two dimensional theory than that of three dimensions. Nevertheless biharmonic functions of both types show up in mathematical physics, particularly in cases involving relationships of potential, elasticity and hydromechanics. Now I will show you several groups of equations and give brief comments on each group.

$$\text{MQ MODEL: } \sum_{j=1}^n d\alpha_j Q_j = H \quad (1)$$

$$Q_j = [(X - X_j)^2 + (Y - Y_j)^2 + \delta^2]^{1/2} \quad (2)$$

$$\text{DATA EQUATIONS: } \sum_{j=1}^n d\alpha_j Q_{1j} = H_i \quad i = 1, 2, \dots, n \quad (3)$$

$$Q_{1j} = [(X_1 - X_j)^2 + (Y_1 - Y_j)^2 + \delta^2]^{1/2} \quad (4)$$

In this group we see the original MQ method. Ordinates of H consists of linear combinations of hyperboloids centered at data points. δ was considered as a constant, whereas we will see later that it can be treated as the difference between a constant Z_j and a variable Z

$$\text{MQ}^{-1} \text{ MODEL: } G \sum_{j=1}^n d\alpha_j Q_j^{-1} = T \quad (5)$$

$$Q_j^{-1} = [(X - X_j)^2 + (Y - Y_j)^2 + (Z - Z_j)^2]^{-1/2} \quad (6)$$

$$\text{DATA EQUATIONS: } G \sum_{j=1}^n d\alpha_j Q_{1j}^{-1} = T_i \quad i = 1, 2, \dots, n \quad (7)$$

$$Q_{1j}^{-1} = [(X_1 - X_j)^2 + (Y_1 - Y_j)^2 + (Z_1 - Z_j)^2]^{-1/2} \quad (8)$$

The reciprocal MQ model above is actually a point mass anomaly model for disturbing potential T. Q to the minus 1 is a continuous reciprocal distance function in three variables. For computational convenience we can locate point mass anomalies at a constant depth $\delta = Z_j$. We can also make all measurements of T on the XY plane at $Z = 0$. Then $(Z - Z_j)$ becomes the δ in the MQ equations of the previous group

140

SOLUTIONS: $[\alpha_j] = [Q_{ij}]^{-1} [H_j]$ ORIGINAL PAGE IS OF POOR QUALITY (9)

$$[\alpha_j] = G [Q_{ij}^{-1}]^{-1} [T_i] \quad (10)$$

PREDICTIONS: $[Q_{pj}] [Q_{ij}]^{-1} [H_i] = [\tilde{H}_p]$ (11)

$$G [Q_{pj}^{-1}] [Q_{ij}^{-1}]^{-1} [T_i] = [\tilde{T}_p] \quad (12)$$

The solutions and predictions for MQ and reciprocal MQ, as above, follow the same basic pattern in each case. We don't need to consider these details now since this is not the main purpose of this paper.

LET $\epsilon^2 = (Z - Z_j)^2$ (13)

THEN $Q_j = [(X - X_j)^2 + (Y - Y_j)^2 + (Z - Z_j)^2]^{1/2}$ (14)

The equivalence previously mentioned and identified above, causes the MQ basis function to be a Cartesian distance function in three variables, analogous to the reciprocal distance in three variables. The implication is present then, that the undetermined coefficients α_j in the two cases should have the same physical meaning. This is verified by the mathematical theory of elasticity.

MQ MODEL (BIHARMONIC)

$$\nabla^2 (\nabla^2 Q) = \nabla^4 Q = \frac{\partial^4 Q}{\partial X^4} + \frac{\partial^4 Q}{\partial Y^4} + \frac{\partial^4 Q}{\partial Z^4} + \frac{2\partial^4 Q}{\partial X^2 \partial Y^2} + \frac{2\partial^4 Q}{\partial Y^2 \partial Z^2} + \frac{2\partial^4 Q}{\partial Z^2 \partial X^2} = 0 \quad (15)$$

$$\nabla^4 \left(\sum_{j=1}^n \alpha_j Q_j \right) = 0 \quad (16)$$

Any single Q or distance function as above satisfies the biharmonic differential equation in three variables as given. Thus a linear combination of all distance functions used in MQ approximation is biharmonic.

MQ⁻¹ MODEL (HARMONIC)

$$\nabla^2 (Q^{-1}) = \frac{\partial^2 (Q^{-1})}{\partial x^2} + \frac{\partial^2 (Q^{-1})}{\partial y^2} + \frac{\partial^2 (Q^{-1})}{\partial z^2} = 0 \quad (17)$$

$$\nabla^2 \left(\sum_{j=1}^n a_j Q_j^{-1} \right) = 0 \quad (18)$$

Q⁻¹ as above, is the generating function for zonal harmonics, and through the decomposition formula, leads to complete spherical harmonics satisfying the Laplace differential equation. Thus a linear combination of reciprocal MQ functions satisfies Laplace's equation.

DUCHON'S TPS:

$$w(p) = \frac{k}{EhD} |p - q|^2 \log |p - q| \quad (19)$$

$$|p - q| = \left[(x_p - x_q)^2 + (y_p - y_q)^2 \right]^{1/2} \quad (20)$$

The basic idea of Duchon's TPS is given in equations (19) and (20) above. $w(p)$ is the deflection at the point location (x_p, y_p) where a concentrated load k is applied. (x_q, y_q) is a point located on the boundary defined as a simple support for the plate. D is the constant of structural rigidity. Then $|p - q|$ is the distance between 2 points in the same plane. Note that if we let $|p - q| = r$ then equation (19) is in the simplified form $kr^2 \log r$. $\log r$ is the well known logarithmic potential in 2 variables.

DUCHON'S MODEL:

$$\sum_{j=1}^n A_j \left[(x - x_j)^2 + (y - y_j)^2 \right] \log \left[(x - x_j)^2 + (y - y_j)^2 \right]^{1/2} + a_1 x + a_2 y + a_3 = f(x, y) \quad (21)$$

Duchon's TPS model given above indicates that $f(x, y)$ is a linear combination of terms $r^2 \log r$ plus three terms that physically account for rigid body displacements. These do not affect stress or strain in a thin plate

$$\sum_{j=1}^n A_j \left[(x_i - x_j)^2 + (y_i - y_j)^2 \right] \log \left[(x_i - x_j)^2 + (y_i - y_j)^2 \right]^{1/2} + a_1 x_i + a_2 y_i + a_3 = f(x_i, y_i) \quad (i = 1, 2, \dots, n)$$

WITH CONDITIONS:

$$\sum_{j=1}^n A_j = 0; \quad \sum_{j=1}^n A_j x_j = 0; \quad \sum_{j=1}^n A_j y_j = 0. \quad (22)$$

The above equations show that n measurements of stress or displacement ordinates $f(x_i, y_i)$ are sufficient to determine n values of upper case A coefficients (concentrated loads), when 3 condition equations involving rigid body motion are included in the system of equations.

ONE FORM OF HARMONIC-BIHARMONIC RELATIONS

$$\chi = r^2 \phi + \psi \quad (23)$$

χ , BIHARMONIC; ϕ AND ψ , HARMONIC.

r , DISTANCE IN 2 OR 3 VARIABLES

This relationship given above is one of several classical statements concerning biharmonic-harmonic relations in the theory of elasticity. It is applicable to both MQ and TPS.

DUCHON'S TPS BASIS

$$\chi = r^2 \log r + \psi \quad r = (x^2 + y^2)^{1/2} \quad (24)$$

$$\nabla^4 \chi = 0 \quad \text{BIHARMONIC IN TWO VARIABLES}$$

Duchon's TPS is biharmonic in two variables because it can be expressed as a combination of two harmonic functions, one of which is $\log r$, harmonic in the two variables, multiplied by the square of r in two variables. The other function is $\psi = a_1 X + a_2 Y + a_3$, also harmonic in two variables.

HARDY'S MQ BASIS

$$\chi = r^2 (1/r) + \psi \quad r = (x^2 + y^2 + z^2)^{1/2} \quad (25)$$

$$\nabla^4 \chi = 0 \quad \text{BIHARMONIC IN THREE VARIABLES}$$

MQ is biharmonic in three variables because it can be expressed as a combination of two harmonic functions, one of which is MQ^{-1} in three variables, multiplied by the square of r in three variables. The other harmonic function will be discussed later.

Figure 1 illustrates the cross section of a sphere after transformation of MQ and reciprocal MQ to spherical coordinates. We assume the sphere is an idealized solid elastic body with constant density or density as a function of the radius only, except for one mass element. A mass excess of $d\alpha_j$ at a single element induces a disturbing potential of the otherwise spherical equipotential with respect to the sphere. The magnitude is greatly exaggerated to show clearly the shape of the disturbed equipotential surface. MQ^{-1} approximation as a whole consists of a linear combination of ordinates of such disturbed surfaces.

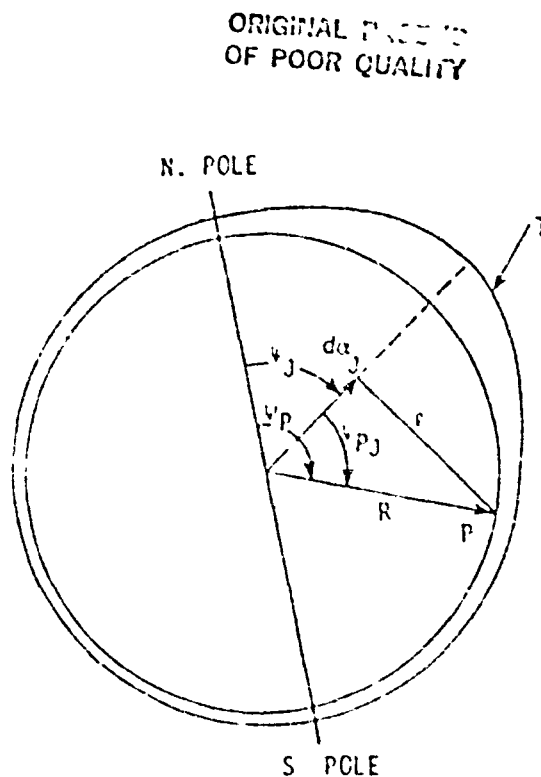


FIG 1 DISTURBING POTENTIAL

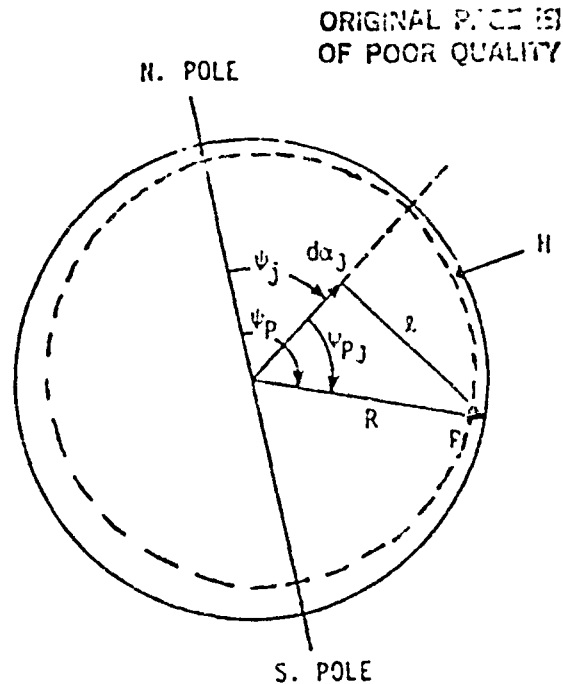


FIG. 2 BIHARMONIC DISPLACEMENT

Figure 2 is the same diagram except that it shows in exaggerated form the biharmonic displacement of the solid spherical body caused by the same point mass anomaly $d\alpha_j$. MQ approximation as a whole consists of a linear combination of ordinates of such disturbed elastic surfaces. Note that the displaced surface is inside the spherical surface for a positive anomaly, due to physical contraction of the body. The negative displacement is least nearest the anomaly and increases negatively as the spherical distance increases. An important point to be visualized with this illustration is that the point mass anomaly $d\alpha_j$ is itself displaced radially inward (for a positive anomaly) during the interaction of the standard masses and the point mass anomaly. This change in position induces a small change in the exterior disturbing potential. This induced change in the exterior harmonic function is probably associated with the form of the harmonic-biharmonic relations illustrated earlier. In brief there appears to be justification for adding three terms in one variable each because of three dimensional displacements in the solid body, and possibly a constant term as well to completely fulfill the theory of elasticity. Practically it doesn't seem necessary to include these terms when the MQ method is applied to non-elastic problems, as a general approximation scheme. I suspect the statement would be true for Buchon's TPS.

CONCLUDING REMARKS

I wish to comment briefly on a possible reason why the MQ methods gave generally better results than Duchon's TPS in Franke's study. Duchon's method involves direct application of externally concentrated forces at the surface of a reference plane; there are no body forces. The MQ methods use body forces induced by anomalous gravitation; there are no concentrated external forces. Hence the MQ biharmonic function is generally a smoother function than Duchon's TPS. This may account for some differences in the approximation properties of the two methods.

REFERENCES AND BIBLIOGRAPHY

- Duchon, Jean "Functions - Spline du Type Plaque en Dimension 2", Report #231, University of Grenoble, 1975.
- Duchon, Jean "Functions - Spline a Energie Invariate par Rotation", Report #27, University of Grenoble, 1976.
- DGK - Arbeitskreis für Rezente Höhenänderungen "On the 'Map of Height Changes in the Federal Republic of Germany - Status 1979' - 1:1,000,000," Allgemeine Vermessungs - Nachrichten, October, 1979.
- Franke, Richard "A Critical Comparison of Some Methods for Interpolation of Scattered Data", Report NPS-53-79-002, Naval Post Graduate School, Monterey, Ca, 1979.
- Hardy, Rolland L. "Multiquadric Equations of Topography and Other Irregular Surfaces", Journal of Geophysical Research 76, 1971.
- Hardy, Rolland L. "Geodetic Applications of Multiquadric Analysis" paper presented at the General Assembly of the International Union of Geodesy and Geophysics, Moscow, 1971.
- Hardy, Rolland L. "The Analytical Geometry of Topographic Surfaces", Proceedings of the 32nd Annual Meeting, American Congress on Surveying and Mapping, March, 1972, pp. 163-181
- Hardy, Rolland L. and W. M. Göpfert "Least Squares Prediction of Gravity Anomalies, Geoidal Undulations, and Deflections of the Vertical with Multiquadric Harmonic Functions", Geophysical Research Letters, Oct., 1975.
- Hardy, Rolland L. "Geodetic Applications of Multiquadric Equations", IR 475245 (NTIS PB 255293), 1976.
- Hardy, Rolland L. "The Application of Multiquadric Equations and Point Mass Anomaly Models to Crustal Movement Studies", NOAA IR NOS 76 NGS 11, 1978.

Hardy, Rolland L. "Multiquadric Representation of the Earth's Gravitational Field", paper presented at the General Assembly of the International Union of Geodesy and Geophysics, Canberra, 1979.

Hardy, Rolland L. "The Biharmonic-Harmonic Relationships of Least Squares Prediction with Multiquadric Functions", Technical Paper, Fall Meeting, American Geophysical Union, San Francisco, Dec., 1980.

Hardy, Rolland L. "Comparative Studies of Multiquadric Equations and Other Methods of Interpolation and Prediction", Technical Papers of the American Congress on Surveying and Mapping, 40th Annual Meeting, February 1981.

Hein, Gunter and K. Lenze "Zur Genauigkeit and Wirtschaftlichkeit verschiedener Interpolations- und Prädiktionsmethoden", Zeitschrift für Vermessungswesen, November, 1979.

Jaswon, M.A and G.T. Symm Integral Equation Methods in Potential Theory and Elastostatics, Academic Press, 1977

Leipholtz, H. Theory of Elasticity, Noordhoff International Publishing, 1974.

Meinguet, Jean "Multivariate Interpolation at Arbitrary Points made Simple, ZAMP 30, 1979.

Schumaker, L.L. "Fitting surfaces to scattered Data", in Approximation Theory II pp 203-268, Academic Press, 1976.

Wolf, H. "Multiquadratische Methode und Kollokation", AVN Allgemeine Vermessungs-nachrichten, März, 1981.

N83

15765

UNCLAS

LN83 15765₁₄₇

D6

BSPLASH: A Three-Stage Surface
Interpolant to Scattered Data

By Thomas A. Foley
California Polytechnic State University
Computer Science Department
San Luis Obispo

ABSTRACT

Given N distinct points (x_i, y_i) and N real numbers z_i ,
BSPLASH constructs a function $G(x, y)$ that satisfies $G(x_i, y_i) = z_i$
for $i = 1, \dots, N$. This C^2 interpolant consists of a bicubic spline
approximation and Shepard's bivariate interpolant.

1. Introduction

This paper presents a three-stage procedure that solves the following bivariate interpolation problem. Given N distinct points in the plane (x_i, y_i) and N real numbers z_i , construct a function $G(x, y)$ that satisfies $G(x_i, y_i) = z_i$ for $i = 1, \dots, N$. This is referred to as the scattered data interpolation problem because the data points (x_i, y_i) are not assumed to fall on a rectangular grid.

The interpolation problem can be interpreted as fitting a surface through N points in three dimensional space and thus has many applications. In mineral exploration, exploratory wells are drilled and the depths of various layers are recorded. Given this data, surfaces representing these layers can be constructed using interpolation methods. Such an example was studied by Robinson, Charlesworth, and Ellis [9] in petroleum exploration. Foley [3] and [4] used bivariate interpolation in the characterization of radio - nuclide activity resulting from nuclear tests. Samples of activity were measured at various locations, the (x_i, y_i) points, and the magnitude of the readings were the z_i 's. The survey paper by Schumaker [10] gives applications in medicine, computer aided design, electronics and geology.

The new approach presented here is similar to the delta iteration methods of Foley [3] and Foley and Nielson [5], but the new method is more stable, visually smoother on smooth data, and it uses less storage. It is equally efficient on large data sets

and is capable of smoothly filling in areas that are void of data. This globally defined interpolant can be displayed by a three-dimensional surface, a contour map, or by a table of interpolated z values.

The name of the algorithm is called BSPLASH because it uses a bicubic spline approximation and a modified Shepard's interpolant. The motivation for this approach is based upon the fact that many methods that apply directly to scattered data do not yield smooth or desirable surfaces. On the other hand, many methods that yield efficient smooth interpolants only apply to data that fall on a rectangular grid.

2. Modified Shepard's Method

It will be convenient to use operator notation and to assume that there is some underlying function $f(x,y)$ defined at the data points that satisfies $f(x_i, y_i) = z_i$ for $i = 1, \dots, N$. An easily implemented scattered data interpolant is the modified Shepard's method described in Foley [3] that is defined by

ORIGINAL PRICE IS
OF POOR QUALITY

$$S[f](x,y) = \begin{cases} \frac{\sum_{i=1}^N \frac{f(x_i, y_i)}{p_i(x,y)}}{\sum_{i=1}^N \frac{1}{p_i(x,y)}} & \text{for } (x,y) \neq (x_j, y_j) \\ & j=1, \dots, N \\ f(x_j, y_j) & \text{for } (x,y) = (x_j, y_j). \end{cases}$$

where $d_i = (x - x_i)^2 + (y - y_i)^2$, R_i is the distance squared from (x_i, y_i) to its 5th nearest data point divided by four, and

$$p_i(x,y) = \frac{d_i(R_i + d_i)}{R_i + d_i}$$

This method produces an interpolant based on the inverse of the distance from a point to the data points. The proof of the following theorem can be found in Foley [6] and in Gordon and Wixom [7].

Theorem 1

Given N distinct points (x_i, y_i) , then

- a) S is a linear operator;
- b) $S[f](x_i, y_i) = f(x_i, y_i)$ for $i = 1, \dots, N$;
- c) $S[f] \in C^\infty(\mathbb{R}^2)$, that is $S[f]$ has continuous partial derivatives of all orders for all (x, y) ;
- d) $\frac{\partial}{\partial x} S[f](x_i, y_i) = 0$ and $\frac{\partial}{\partial y} S[f](x_i, y_i) = 0$ for $i = 1, \dots, N$;
- e) $S[f]$ satisfies the max-min principle $\min_{i < N} f(x_i, y_i) \leq S[f](x, y) \leq \max_{i < N} f(x_i, y_i)$ for all (x, y) ; and
- f) $S[f]$ is invariant under translations, rotations, and magnifications of the data points (x_i, y_i) .

Properties a), b), and c) state that $S[f]$ solves the scattered data problem with a continuous function, while d) says that $S[f]$ is flat at the data points. Property e) is important when dealing with data that has a large variation in z_i in small regions. $S[f]$ will not oscillate violently as some other methods might. The final property implies that $S[f]$ depends on the relative distances between data points, and not on the placement of the axes, nor on whether distances are measured in inches or miles.

Modified Shepard's interpolant is very fast computationally, requires very little storage, and easily generalizes to higher dimensions. Unfortunately, even though $S[f] \in C^\infty$ the plots are not visually smooth.

Figure 1 displays the plot of the bivariate function

$$(1) \quad f(x,y) = .75 \exp\left(-\frac{(9x-2)^2 + (9y-2)^2}{4}\right) + .75 \exp\left(-\frac{(9x+1)^2 - 9y+1}{49}\right) \\ + .5 \exp\left(-\frac{(9x-7)^2 + (9y-3)^2}{4}\right) - .2 \exp\left(-\frac{(9x-4)^2 - (9y-7)^2}{4}\right),$$

on the domain $0 \leq x \leq 1$ and $0 \leq y \leq 1$.

From this surface, 100 data points were chosen whose (x,y) coordinates are shown in Figure 2. Each point was chosen randomly from a uniform distribution on a square with side length $1/9$ centered at $(i/9, j/9)$, $i, j = 0, 1, 2, \dots, 9$. This function and data are used here because Franke [6] used them as his primary test case in comparing many bivariate interpolants.

Figure 3 shows the modified Shepard's interpolant applied to this data. The maximum absolute error is .2408 and the average absolute error is .0284. These errors were computed using the differences at the 33 by 33 grid used to plot the surfaces. The z_i values range from .027 to 1.17.

3. Bicubic Splines

Another major component of BSPLASH is the bicubic spline that solves the following gridded data interpolation problem. Given (XG_i, YG_j, ZG_{ij}) , $i = 1, \dots, NXG$ and $j = 1, \dots, NYG$, construct a function $H(x,y)$ that satisfies $h(XG_i, YG_j) = ZG_{ij}$. The corresponding operator notations assumes that there is some underlying function $g(x,y)$ defined at the grid points that satisfies $g(XG_i, YG_j) = ZG_{ij}$.

ORIGINAL PAGE IS
OF POOR QUALITY

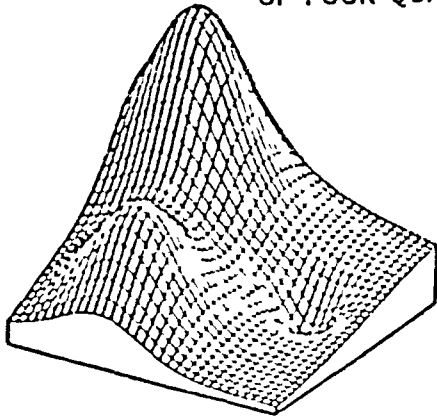


Figure 1
 $f(x,y)$

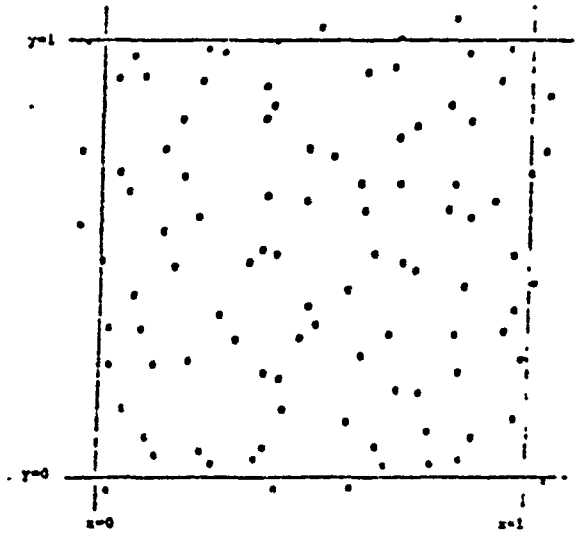


Figure 2
100 Data Points

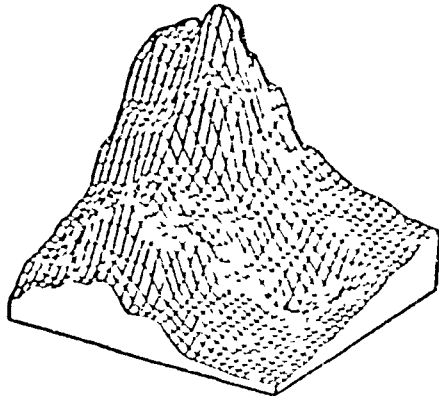


Figure 3
 $S(f)(x,y)$

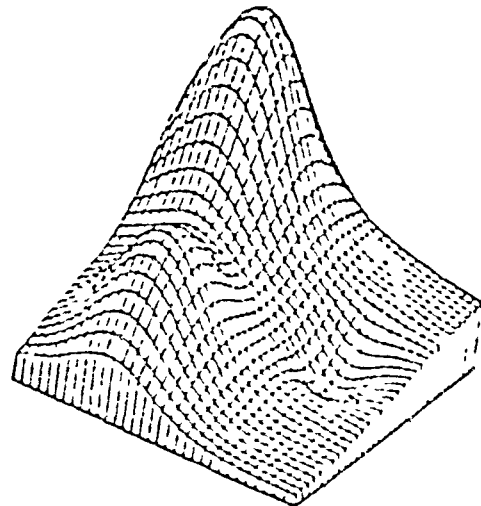


Figure 4
 $B(f)(x,y)$

The points (XG_i, YG_j) will be referred to as the rectangular grid points.

The natural bicubic spline interpolant to $g(x,y)$ over the grid (XG_i, YG_j) is denoted by $B[g](x,y)$ and it solves the gridded interpolation problem $B[g](XG_i, YG_j) = g(XG_i, YG_j)$ for $i = 1, \dots, NXG$ and $j = 1, \dots, NYG$.

$B[g]$ is formed by the tensor product of natural cubic splines in the x and y directions. The function is a piecewise bicubic polynomial of the form

$$\sum_{i=0}^3 \sum_{j=0}^3 b_{ij} x^i y^j$$

on each rectangle determined by the rectangular grid points (XG_i, YG_j) . It is pieced together smoothly so that $B[g]$ has all of its second order partial derivatives continuous. $B[g]$ also minimizes the curvature functional:

$$L(f) = \iint (f_{2,2}(x,y))^2 dx dy$$

over all functions $f(x,y)$ that solve the same gridded interpolation problem and satisfies certain continuity conditions. See deBoor [1] for a detailed description.

Other bicubic spline interpolants exist that use different end conditions. The natural end conditions were used here primarily because they were easily accessible in the software package I.M.S.L.[8] in the subroutine IBCIEU. This subroutine was applied to the test function (1) using an equally spaced 9 by 9 grid on the unit square

and this is shown in Figure 3. The maximum absolute error is .0406 and the average absolute error is .0033.

In many cases, this interpolant is a good choice for gridded data because it is computationally efficient, visually smooth, it belongs to C^2 , it is globally defined, and it is easily accessible. Unfortunately, it only applies to gridded data.

4. BSPLASH

BSPLASH uses a bicubic spline and modified Shepard's method in the second and third stages of the procedure. The first stage of the algorithm is to generate a gridded data problem. This consists of defining the rectangular grid points (XG_j, YG_j) and the values $ZG_{ij} = g(XG_j, YG_j)$ using local least squares approximations. The second stage is to form the bicubic spline through these points. The final stage adds a correction term using Shepard's method to the bicubic spline so that the scattered data interpolation problem is solved.

BSPLASH allows the user to enter his own rectangular gridpoints or else it computes the grid for him. The grid algorithm is first applied to the x_j 's and then to the y_j 's. The objective is to compute grid points that cover the data points (x_j, y_j) proportionally to the density of the data points without having grid points too close together or too far apart, and to have all the data points fall inside the grid. There is a restriction that $MXG \leq 25$ and $NYG \leq 25$ for large data sets.

Let $M = \text{IROUND}(\sqrt{N})$, $k = \text{IROUND}(N/M)$, $MXG = M+2$ and $NYG = M+2$. Sort the x -coordinates into increasing order. Set XG_2 to the average

of the first k x-coordinates, XG_3 to the average of the next k smallest x-coordinates, ..., and XG_{M+1} to the average of the k largest x-coordinates.

Let $U = (XG_{M+1} - XG_2)/(M-1)$. If the M grid points were equally spaced, then U would be the difference between two consecutive grid points. Set $XG_1 = x_1 - U$ and $XG_{NXG} = x_N + U$ so that all of the data points fall inside the grid.

While the interior grid points are being computed, consecutive grid points are compared to see if their difference is between $U/2$ and $3*U$. If their difference is less than $U/2$, they are considered to be too close and they are averaged together thus reducing NXG by one. If their difference is greater than $3*U$, a new grid point is inserted at their midpoint and NXG is increased by one.

The y-coordinates of the rectangular grid are defined in the same manner.

Figure 5 shows the results of applying this grid algorithm to sets of data consisting of $N = 100, 33,$ and 25 points. The grid points are where the orthogonal lines intersect. Note that the second highest horizontal line in Figure 5b is the average of two grid lines that were too close together. All three of these (x,y) data sets were used by Franke [6] in his comparison of many bi-variate interpolants.

The rest of the first stage is to define the values $ZG_{1j} = g(XG_1, YG_j)$ at the grid points. For each of the grid points (XG_1, YG_j) , find the seven nearest data points (x_k, y_k) . To simplify the notation, assume that the nearest data points to (XG_1, YG_j) are

$(x_1, y_1), \dots, (x_7, y_7)$. Let $d_k = (x_k - XG_i)^2 + (y_k - YG_j)^2$, and note that $d_1 \leq d_2 \leq \dots \leq d_7$. A weighted least squares fit to (x_k, y_k, z_k) , $k = 1, \dots, 7$, by a quadratic is formed and then it is evaluated at (XG_i, YG_j) . That is, solve

$$(2) \quad \min_{a_j} \sum_{k=1}^7 \frac{1}{d_k} (g(x_k, y_k) - z_k)^2$$

for the a_j 's, where $g(x, y) = a_1 + a_2x + a_3y + a_4x^2 + a_5xy + a_6y^2$. Then define $ZG_{ij} = g(XG_i, YG_j)$.

To add stability to this process, BSPLASH sets $ZMIN = \min(z_1, \dots, z_7)$, $ZMAX = \max(z_1, \dots, z_7)$, and then defines the grid values by

$$ZG_{ij} = \begin{cases} ZMIN & \text{if } g(XG_i, YG_j) < ZMIN \\ ZMAX & \text{if } g(XG_i, YG_j) > ZMAX \\ g(XG_i, YG_j) & \text{otherwise} \end{cases}$$

The I.M.S.L. subroutine LLSQF is used to compute a_1, a_2, \dots, a_6 for each of the grid points. This subroutine will properly handle the case where the minimization problem (2) has many solutions by using the fit of lowest degree.

This first stage can be used to define function values at any point, but since this depends on the seven nearest data points, the function may not be continuous. However, this weighted least squares approach gives a good local approximation to $f(x, y)$ at the rectangular grid points.

The second stage is to form the bicubic spline $B[g]$, where $g(XG_i, YG_j) = ZG_{ij}$, $i = 1, \dots, NXG$, and $j = 1, \dots, NYG$. Although this generally yields a smooth approximation to $f(x,y)$, it does not interpolate the scattered data (x_i, y_i, z_i) .

The third and final stage solves the scattered data problem by adding the correction term $S[f - B[g]]$ to $B[g]$ to yield the BSPLASH interpolant.

$P[f](x,y) = S[f - B[g]](x,y) + B[g](x,y)$. The correction term uses the modified Shepard's method to interpolate the differences between z_i and the bicubic spline $B[g]$ evaluated at (x_i, y_i) , $i = 1, \dots, N$.

Theorem 2

Given N distinct points (x_i, y_i) and N real numbers $z_i = f(x_i, y_i)$, then

- a) $P[f]$ solves the scattered data problem $P[f](x_i, y_i) = f(x_i, y_i)$ for $i = 1, \dots, N$; and
- b) $P[f]$ has all of its second order partial derivatives continuous for all (x,y) .

Proof:

$$\begin{aligned} & \text{By b) of Theorem 1, it follows that } P[f](x_i, y_i) \\ &= S[f - B[g]](x_i, y_i) + B[g](x_i, y_i) \\ &= f(x_i, y_i) - B[g](x_i, y_i) + B[g](x_i, y_i) \\ &= f(x_i, y_i). \end{aligned}$$

Since $P[f]$ is the sum of C^∞ Shepard's correction function and the C^2 bicubic spline, it follows that $P[f]$ belongs to C^2 for all (x,y) .


Q.E.D.

Figure 6 shows the results of BSPLASH applied to the data sets of $N = 100, 33,$ and 25 points from (1) evaluated at the (x,y) points shown in Figure 5. The maximum absolute errors are $.0443, .2293,$ and $.1220$ respectively, and the average absolute errors are $.0060, .0435,$ and $.0277$ respectively.

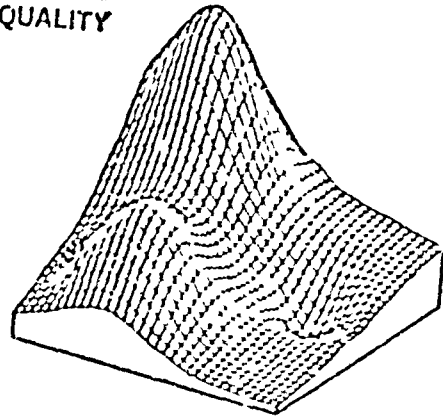
These discrete errors compare favorably with the best of the methods tested by Franke [6]. The visual smoothness of BSPLASH would also rank high with those methods. BSPLASH was applied to three other test function of Franke [6] on the same three data sets of $100, 33,$ and 25 points, and the results were accurate and visually smooth.

The storage required for BSPLASH is very low. Besides the storage of the data points $(x_i, y_i, z_i), i = 1, \dots, N,$ less than $3N$ locations are needed to store the grid, the grid's z -values, and the local parameters r_i used in modified Shepard's method. Most triangular based interpolants require storage on the order of $30N$ and some others require storage of more than N^2 elements.


The execution times can't be accurately compared because different computers were used. The results here were done on a Cyber CDC 170/730. The overall computation time is on the order of $N^2,$ but the observed times appear linear in N even when the grid algorithm was used. The execution ^{ON} times for BSPLASH when $N = 25, 50, 100, 200, 400,$ and 800 points were used were $4.5, 8.3, 17.2, 39.6, 104.5,$ and 206.2 seconds respectively. Some other bivariate interpolants are on the order of N^3 and are not efficient for large $N.$



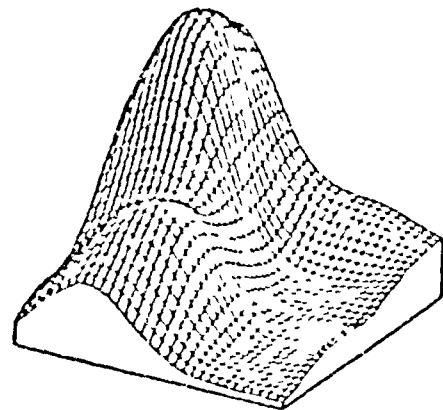
a) 100 Data Points




a) 100 Data Points



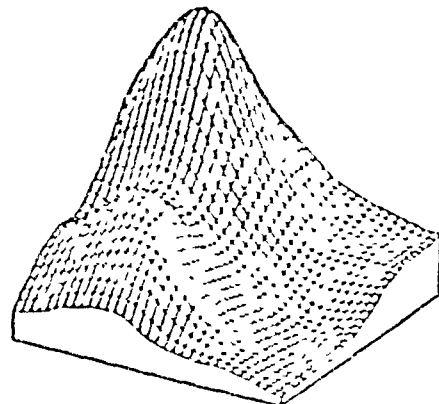
b) 33 Data Points



b) 33 Data Points



c) 25 Data Points



c) 25 Data Points

Figure 5
Data and Grid Points

Figure 6
BSPLAS'1 Applied to $f(x,y)$

REFERENCES

1. de Boor, C., A Practical Guide to Splines, Springer-Verlag, New York, 1978.
2. Foley, T. A., "Smooth Multivariate Interpolation to Scattered Data," Ph.D. Dissertation, Department of Mathematics, Arizona State University, 1979.
3. Foley, T. A., "Off-Site Radiation Exposure Review Project: Computer Aided Surface Interpolation and Graphical Display," DOE/DP/01253-45021, Water Resources Center, Desert Research Institute, University of Nevada System, 1981.
4. Foley, T.A., "NTS Radiological Assessment Project: Comparison of Delta Surface Interpolation with Kriging for the Frenchman Lake Region of Area 5," DOE/DP/01253-45022, Water Resources Center, Desert Research Institute, University of Nevada System, 1981.
5. Foley, T.A. and G. M. Nielson "Multivariate Interpolation to Scattered Data Using Delta Iteration," in Approximation Theory III, E. W. Cheney, Ed., Academic Press, New York, 1980.
6. Franke, R., "A Critical Comparison of Some Methods for Interpolation of Scattered Data," Technical Report No. NPS 53-79-003, Naval Postgraduate School, Monterey, CA, 1979.
7. Gordon, W. J. and J. Wixon, "Shepard's Method of 'Metric Interpolation' to Bivariate and Multivariate Data," Mathematics of Computation, 32 (1978) 253-264.

8. IMSL, International Mathematical and Statistical Libraries, Inc.,
Computer Subroutines Libraries in Mathematics and Statistics,
Houston, Texas 1977.
9. Robinson, J. E., H.A.K. Charlesworth and M. J. Ellis, "Structural
Analysis Using Spatial Filtering in Interior Plains of South-
Central Alberta," Amer. Assoc. Petrol. Geol. Bull., 63 (1969),
2341-2367.
10. Schumaker, L. L., "Fitting Surfaces to Scattered Data," in
Approximation Theory II, G. G. Lorentz, C. K. Chiu and L. L.
Schumaker, eds., Academic Press, New York, 1976.

ORIGINAL PAGE IS
OF POOR QUALITY

ORIGINAL PAGE IS
OF POOR QUALITY

APPENDIX

BSPLASH on Franke's Test Data

BSPLASH was applied to several sets of data that Franke[6] used in the comparison of many bivariate interpolants. Section 1 describes the data sets, ~~section 2 gives the discrete errors for interpolation~~, section 3 contains the plots of the 3-D surfaces, and section 4 lists the discrete errors of the better methods tested by Franke. The first and fourth sections are edited xeroxes of Franke's technical report.

1.2.2. The Test Problems

The basic set of test problems consisted of six different test functions over three different x-y point sets, and two x-y-z point sets from the literature, one of those used in a second version with one of the coordinates scaled. Another interesting test was the computation of a "cardinal" function obtained by setting all function values on a point set to zero, save one.

The six test functions were all to be approximated on $[0, 1]^2$. Four of them were basically obtained from McLain's paper [39], but were translated to $[0, 1]^2$ from $[1, 10]^2$ and some modified slightly to enhance the visual aspects of the surface. The other two were generated by the author to provide a fundamentally different shape in one case (saddle), and to provide a surface with a variety of behavior on one surface to serve as a principal test function.

The principal test function is given by

$$f_1(x, y) = .75 \exp\left[-\frac{(9x-2)^2 + (9y-2)^2}{4}\right] + .75 \exp\left[-\frac{(9x+1)^2}{49} - \frac{9y+1}{10}\right] \\ + .5 \exp\left[-\frac{(9x-7)^2 + (9y-3)^2}{4}\right] - .2 \exp\left[-(9x-4)^2 - (9y-7)^2\right].$$

This surface consists of two Gaussian peaks and a sharper Gaussian dip superimposed on a surface sloping toward the first quadrant. The latter was included mainly to enhance the visual aspects of the surface, which is shown in Figure 4.0.1.0.

The second test function, essentially obtained from McLain is

$$f_2(x, y) = \frac{1}{9}[\tanh(9y - 9x) + 1].$$

This surface consists of two nearly flat regions of height 0 and $\frac{2}{9}$, joined

by a sharp rise, almost a cliff, running diagonally from (0, 0) to (1, 1).
The test surface is shown in Figure 4.0.2.0.

The third test function was generated by the investigator and is

$$f_3(x, y) = \frac{1.25 + \cos(5.4y)}{5[1 + (3x - 1)^2]}.$$

This surface is saddle shaped and is shown in Figure 4.0.3.0.

The fourth test function, essentially obtained from McLain, is

$$f_4(x, y) = \frac{1}{3} \exp\left[-\frac{81}{16}\left(\left(x-\frac{1}{2}\right)^2 + \left(y-\frac{1}{2}\right)^2\right)\right].$$

This surface is a Gaussian hill which slopes off in rather gentle fashion in $[0, 1]^2$. It can be seen in Figure 4.0.4.0.

The fifth test function was also essentially obtained from McLain and is

$$f_5(x, y) = \frac{1}{3} \exp\left[-\frac{81}{4}\left(\left(x-\frac{1}{2}\right)^2 + \left(y-\frac{1}{2}\right)^2\right)\right].$$

This surface is a step Gaussian hill which becomes almost zero at the boundaries of the unit square. It can be seen in Figure 4.0.5.0.

~~The sixth test function is also essentially from McLain, and is~~

~~$$f_6(x, y) = \frac{1}{9}\left[64 - 81\left(\left(x-\frac{1}{2}\right)^2 + \left(y-\frac{1}{2}\right)^2\right)\right]^{\frac{1}{2}} - \frac{1}{2}.$$~~

~~This surface represents the part of a sphere above the unit square. The sphere is of radius $\frac{8}{9}$ with center at $\left(\frac{1}{2}, \frac{1}{2}, -\frac{1}{2}\right)$. The surface is shown in Figure 4.0.6.0.~~

There were three different sets of points over $[0, 1]^2$ used in the tests. The first set consisted of 100 points generated by a pseudorandom number generator, one point in each square of side $\frac{1}{9}$ centered at $\left(\frac{i}{9}, \frac{j}{9}\right)$ for $i, j = 1, \dots, 10$. This yields a set of scattered points forced to have

somewhat uniform density, although as can be seen in Figure 0.1.0.0. there are locally large variations in density. The triangulated set of points is also shown in Figure 0.1.0.0. Part of the unit square is outside of the convex hull. The points are listed in Table 1.

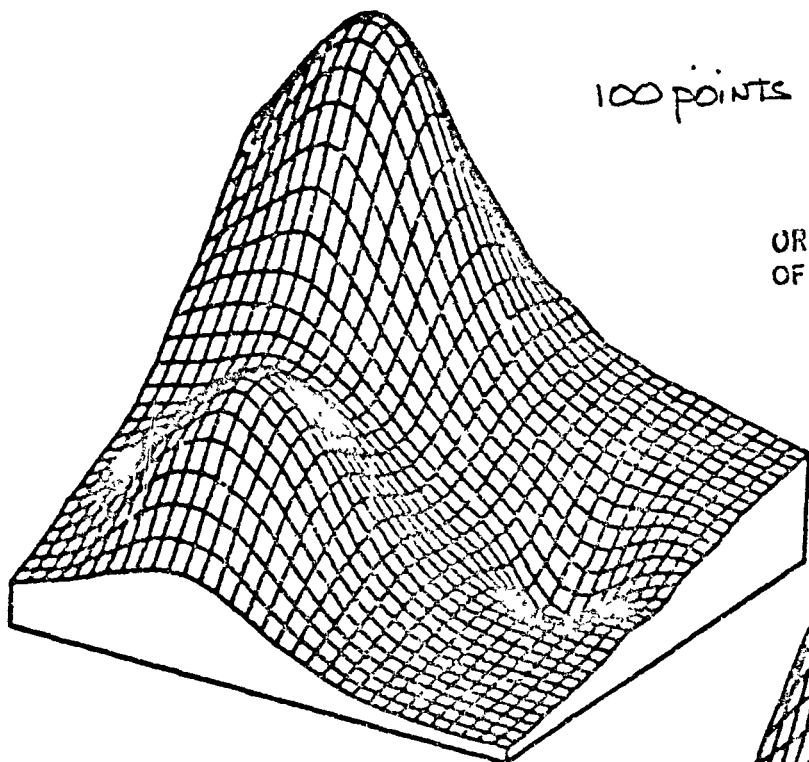
The second set of data consists of 33 points and was generated by the investigator to purposely have some areas sparsely populated by points while other areas are not. This set of points is shown in Figure 0.2.0.0. The points are listed in Table 2.

The third set of points was digitized by Gregory M. Nielson and is similar in disposition to a set of points appearing in McLain [40]. This set of points is shown in Figure 0.3.0.0. Part of the unit square is outside the convex hull. The points are listed in Table 3.

Two sets of data were obtained from the literature, and one of these was scaled in one variable to obtain another. A fourth set was used to generate a "Cardinal Function". The data given in Table 3, and shown in Figure 0.3.0.0. was given the following function values: $f(x_k, y_k) = 0$ except $f(.1875, .2625) = .2$. Here .2 was used for visual purposes rather than 1 as would ordinarily be done for a true cardinal function. This gives some information about the influence of one point on the surface for moderate sized point sets. Of the two sets of points from the literature, one is from Akima [1] and was obtained during a study of waveform distortion. It is repeated here in Table 5, and shown in Figure 0.5.0.0. The second was obtained from Ferguson [14] and is repeated here in Table 6, and shown in Figure 0.6.0.0. The same set of data, but with the y coordinate multiplied by three was also used to show effects of scaling only one variable, and is shown in Figure 0.7.0.0. For visual purposes, the function values given in Table 2 are actually .5 more than given by Ferguson. As can be seen from Figure

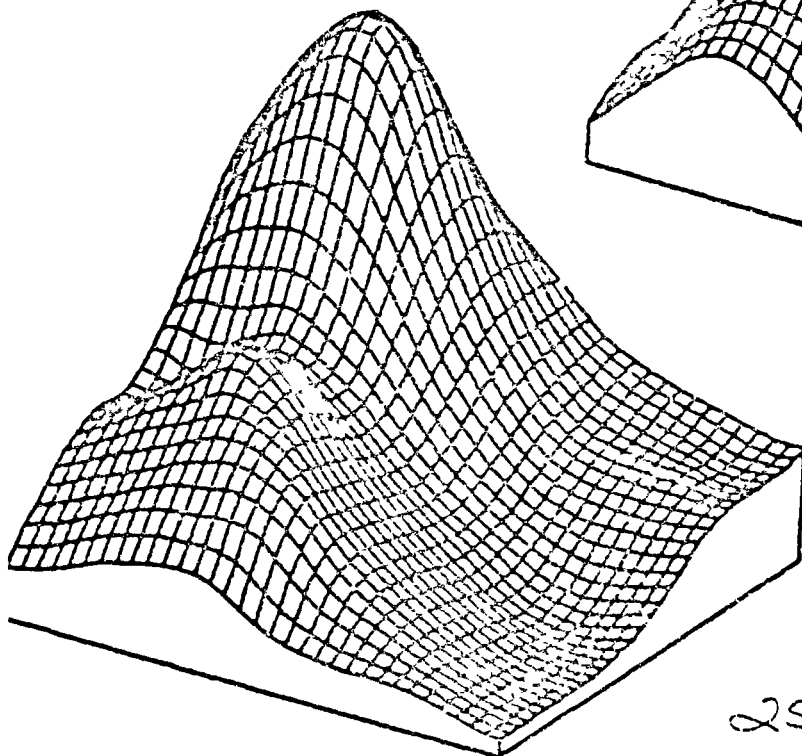
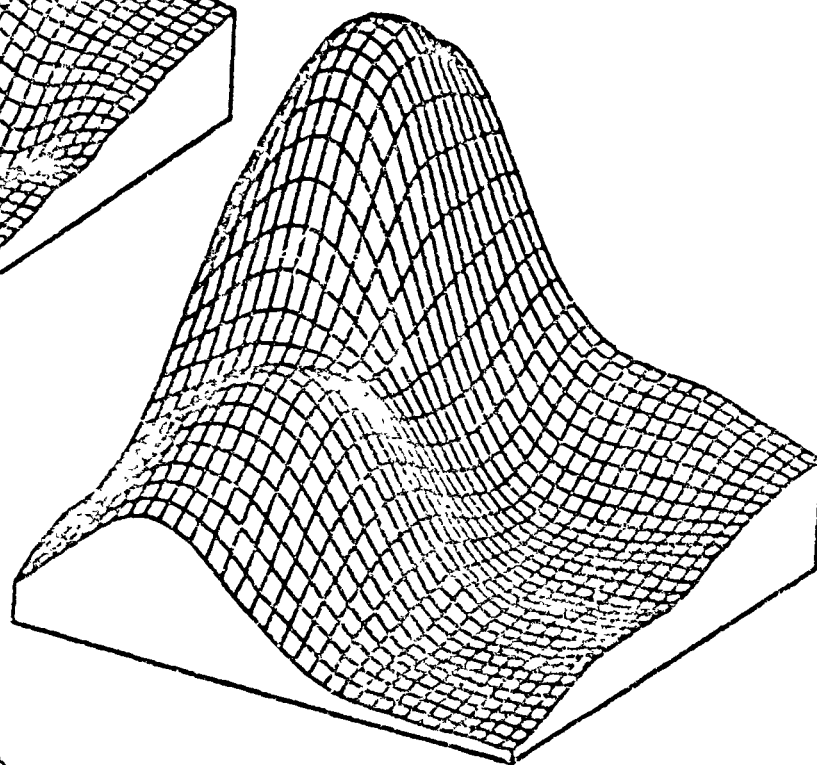
BSPLASH on $F1(x,y)$

100 points



ORIGINAL PAGE IS
OF POOR QUALITY

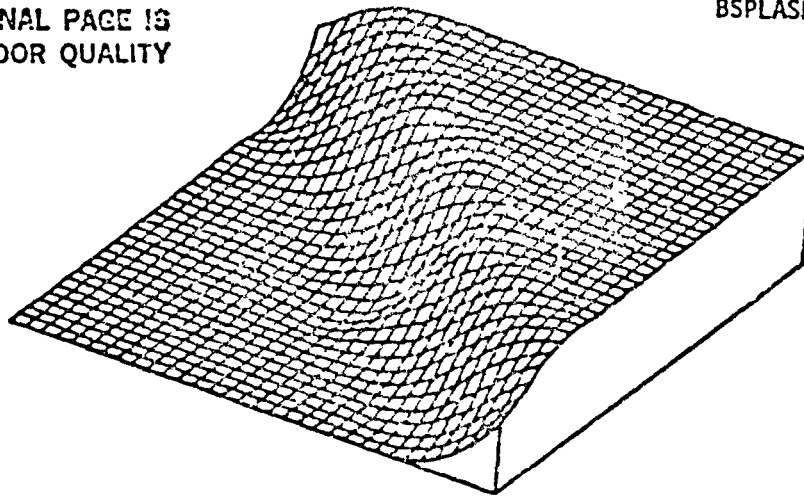
33 points



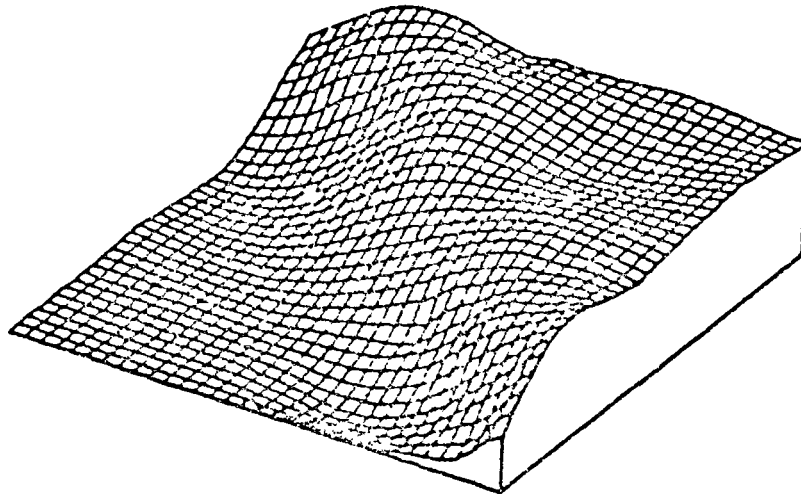
25 points

ORIGINAL PAGE IS
OF POOR QUALITY

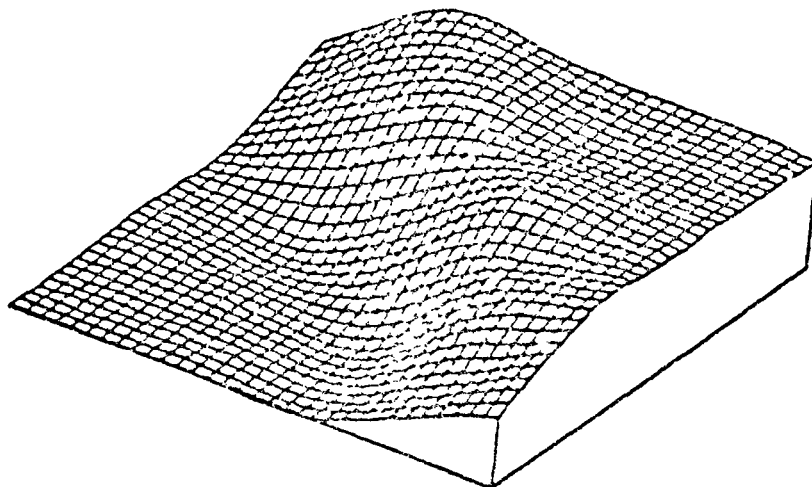
167
BSPLASH ON F2 (x, y)



100 points



33 points

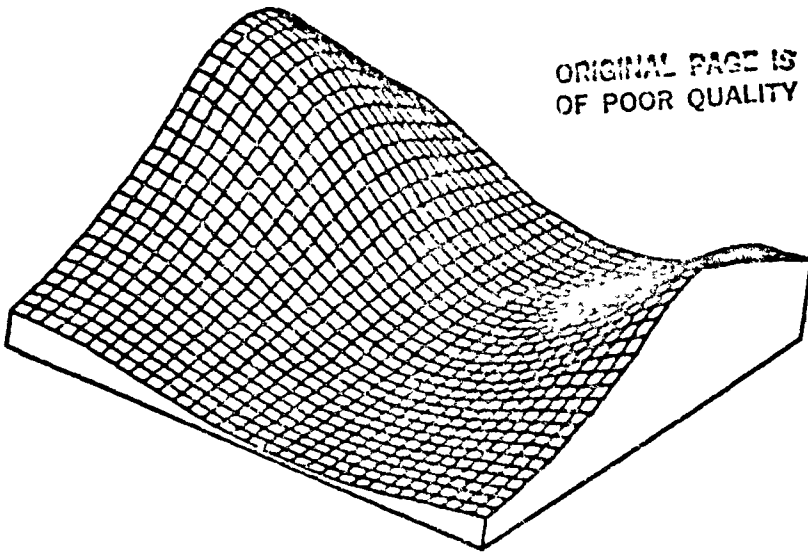


25 points

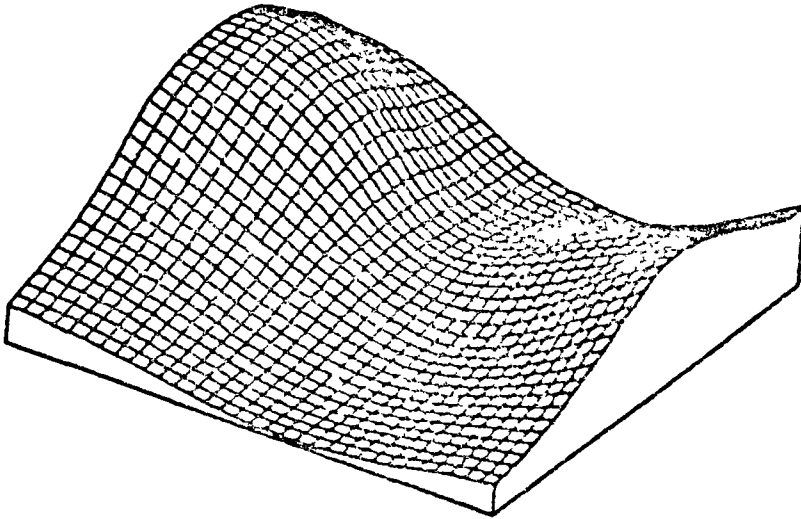
ORIGINAL PAGE IS
OF POOR QUALITY

168

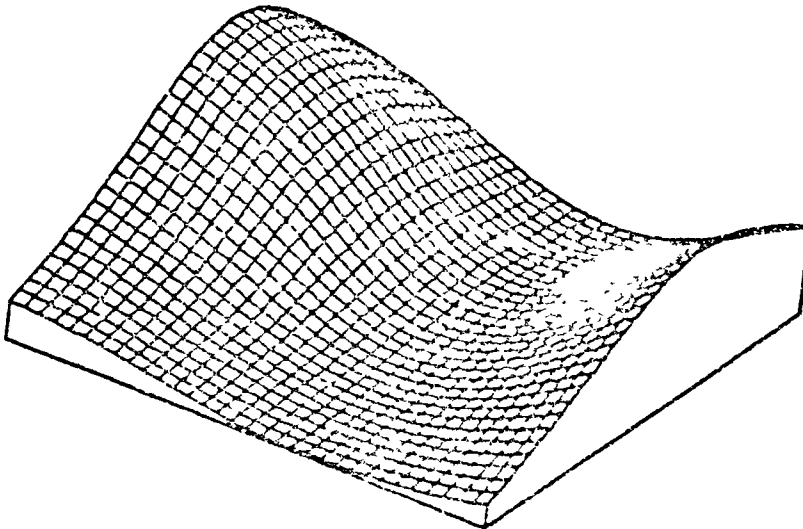
BSPLASH ON F3 (x, y)



100 points



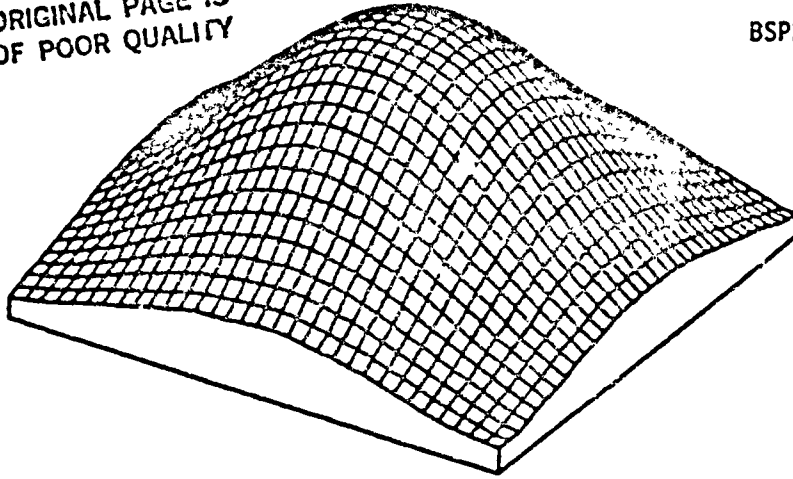
33 points



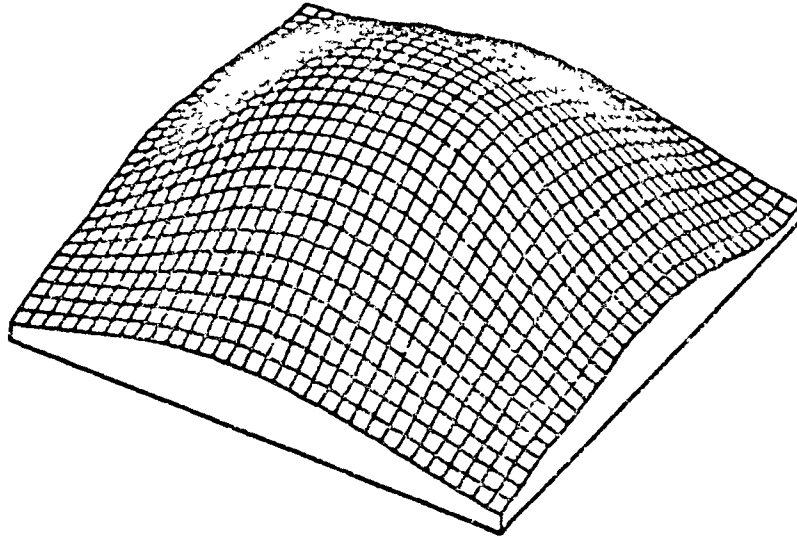
25 points

ORIGINAL PAGE IS
OF POOR QUALITY

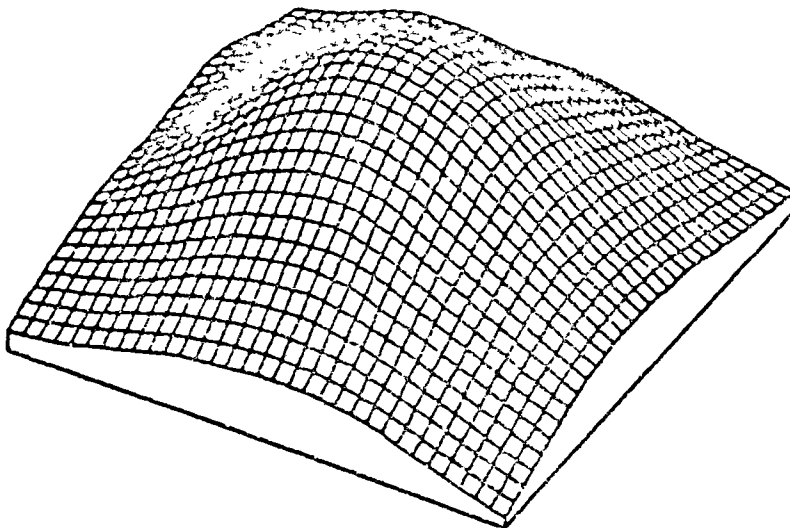
BSPLASH on F4 (x, y)



100 points



33 points

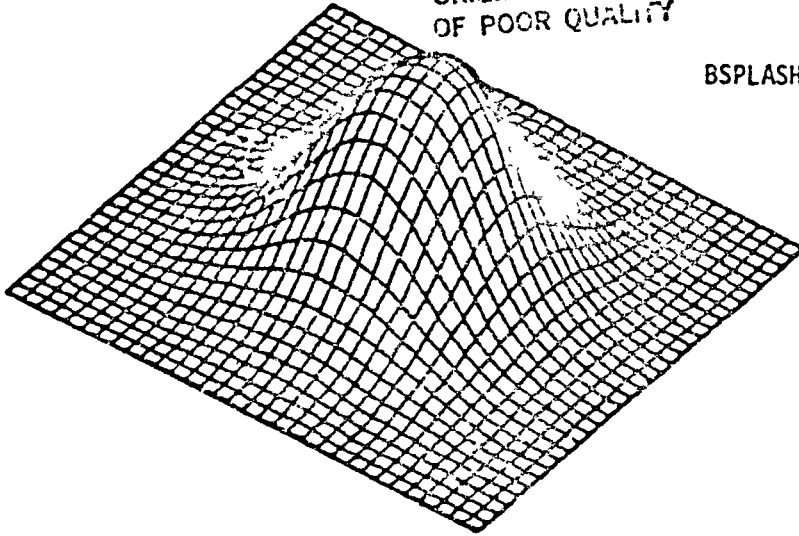


25 points

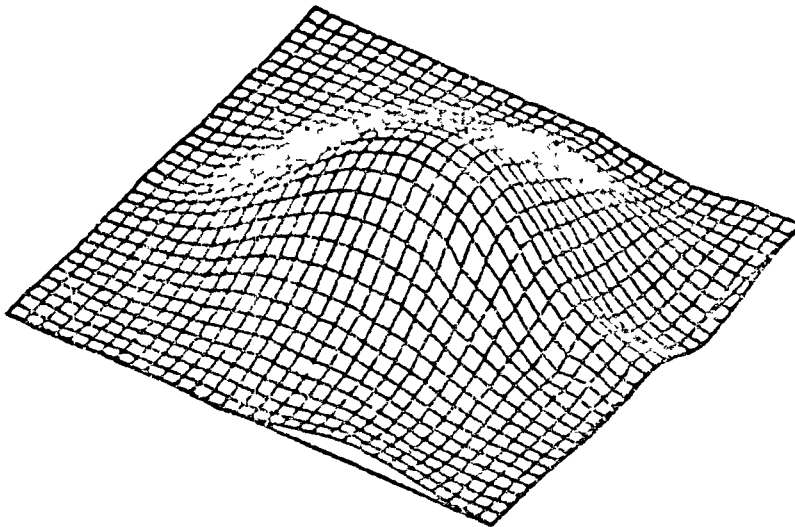
ORIGINAL PAGE IS
OF POOR QUALITY

170

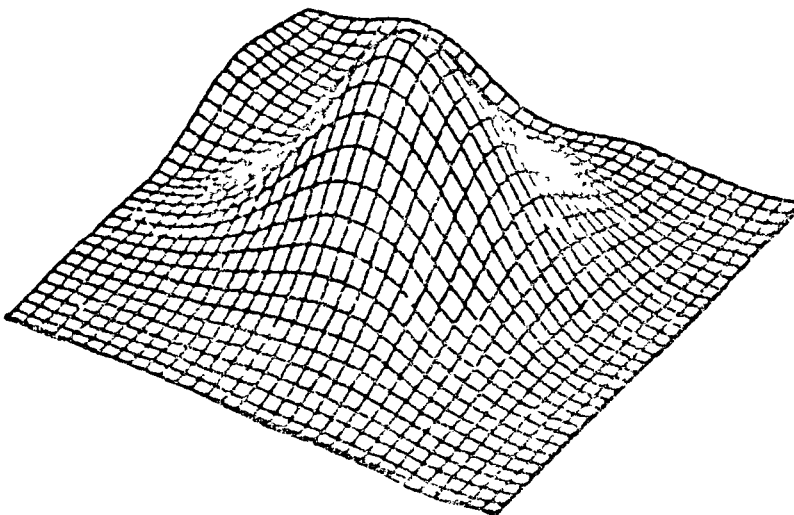
BSPLASH on F5 (x, y)



100 points

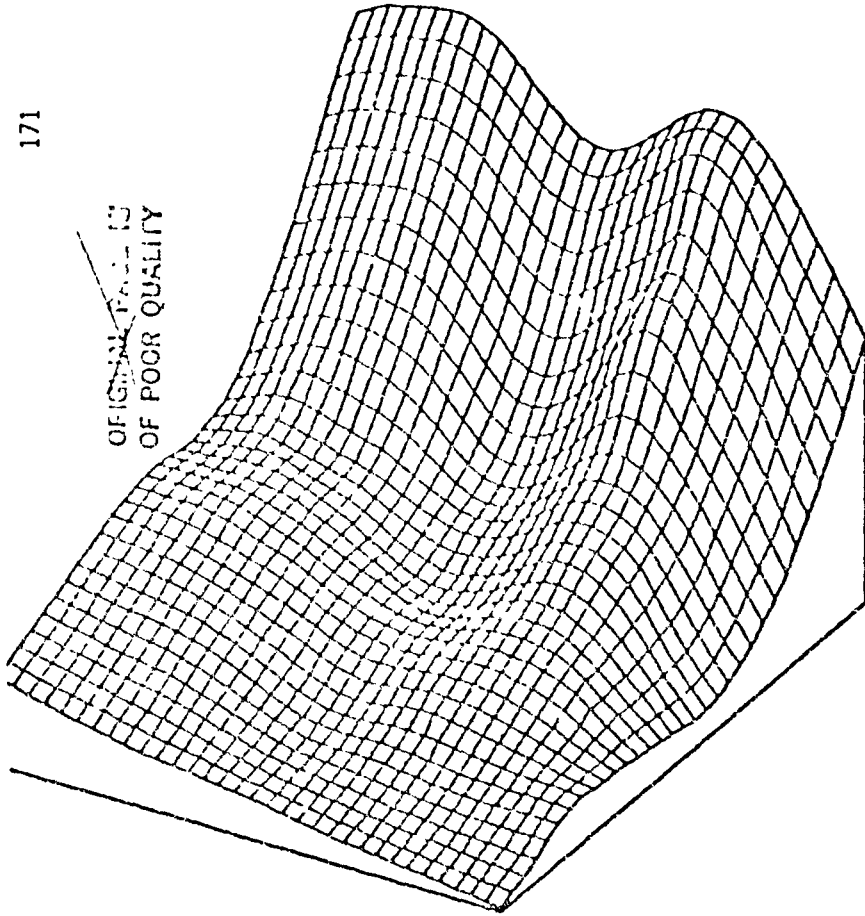


33 points

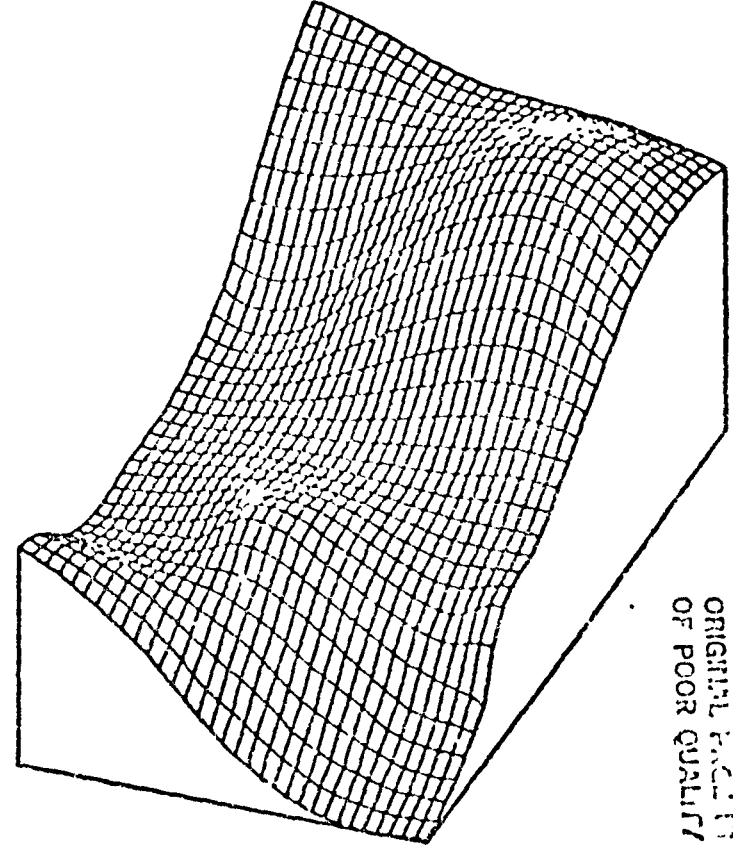


25 points

ORIGINAL FACILITY
OF POOR QUALITY



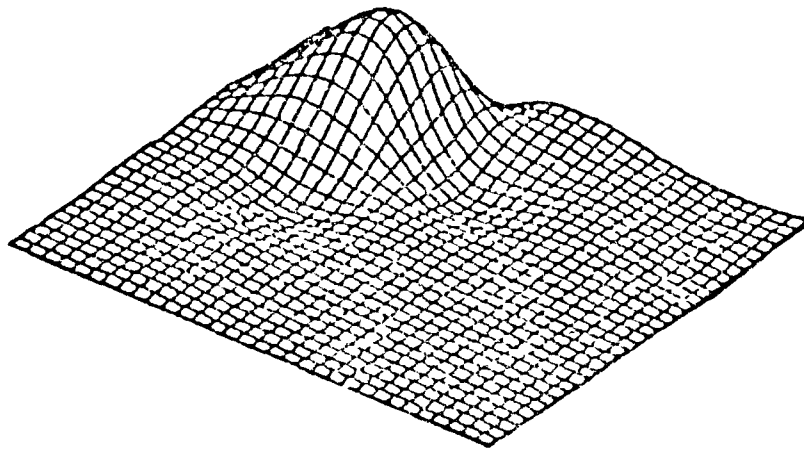
AKIMA'S DATA



ORIGINAL FACILITY
OF POOR QUALITY

FERGUSON'S DATA

ORIGINAL ...
OF ...



25 point "Cardinal"

Method F_1 100 pts

Method	Maximum Deviation	Mean Deviation	RMS Deviation
1: Franke - 3	.0919	.00812	.0148
4: Akima	.0647	.00787	.0125
10: Akima Mod. I	.0856	.00784	.0133
13: Nielson - Franke Q	.0782	.00741	.0122
14: Mod. Quad. Shepard	.0573	.00785	.0128
16: Akima Mod. III	.0520	.00729	.0117
24: Franke - TPS	.0940	.00887	.0164
28: Lawson	.0951	.00783	.0124
19: Nielson MinNorm	.0492	.00537	.00940
21: Hardy Quadric	.0225	.00181	.00357
23: Duchon TPS	.0518	.00525	.00947
27: Hardy Recip. Quad.	.0247	.00283	.00518
30: Foley III	.0636	.00473	.00941
BSPLASH	.0443	.0060	

Method F_1 33 pts

Method	Maximum Deviation	Mean Deviation	RMS Deviation
1: Franke - 3	.347	.0477	.0732
4: Akima	.158	.0384	.0535
10: Akima Mod I	.197	.0400	.0570
13: Nielson - Franke Q	.150	.0326	.0455
14: Mod Quad. Shepard	.184	.0340	.0476
16: Akima Mod. III	.164	.0372	.0521
24: Franke - TPS	.218	.0346	.0517
28: Lawson	.287	.0462	.0657
19: Nielson MinNorm	.150	.0305	.0437
21: Hardy Quadric	.137	.0181	.0269
23: Duchon - TPS	.153	.0293	.0421
27: Hardy Recip. Quad.	.140	.0153	.0244
30: Foley III	.296	.0350	.0546
BSPLASH	.229	.0435	

Method F_1 25 pts

Method	Maximum Deviation	Mean Deviation	RMS Deviation
1: Franke - 3	.240	.0359	.0486
4: Akima	.134	.0282	.0386
10: Akima Mod. I	.129	.0260	.0350
13: Nielson - Franke Q	.153	.0350	.0478
14: Mod. Quad. Shepard	.158	.0353	.0486
16: Akima Mod. III	.155	.0355	.0484
24: Franke - TPS	.129	.0267	.0374
28: Lawson	.202	.0327	.0458
19: Nielson MinNorm	.124	.0235	.0323
21: Hardy Quadric	.119	.0235	.0322
23: Duchon TPS	.121	.0253	.0318
27: Hardy Recip. Quad.	.119	.0214	.0294
30: Foley III	.165	.0196	.0310
BSPLASH	.122	.0277	

ORIGINAL PAGE IS
OF POOR QUALITY

	MAX	MEAN	174
1: Franke - 3	.0518	.00286	.00586
4: Akima	.0520	.00303	.00603
10: Akima Mod. I	.0473	.00257	.00512
13: Nielson - Franke Q	.0721	.00265	.00583
14: Mod. Quad. Shepard	.0468	.00264	.00551
16: Akima Mod. III	.0953	.00293	.00803
24: Franke - TPS	.0295	.00243	.00433
28: Lawson	.0280	.00221	.00448
19: Nielson Min'Norm	.0424	.00181	.00434
21: Hardy Quadric	.0244	.00177	.00333
23: Duchon - TPS	.0344	.00210	.00436
27: Hardy Recip. Quad.	.0379	.00192	.00338
30: Foley III	.0281	.00223	.00419
BSPLASH	.0268	.0021	

Deviations from Cliff test surface, 100 points

Table D.1.2

1: Franke - 3	.0776	.0124	.0190
4: Akima	.0543	.00850	.0133
10: Akima Mod. I	.0513	.00747	.0122
13: Nielson - Franke Q	.0878	.0137	.0219
14: Mod. Quad. Shepard	.0876	.0121	.0206
16: Akima Mod. III	.0680	.0106	.0176
24: Franke - TPS	.0561	.00913	.0147
28: Lawson	.0956	.0126	.0205
19: Nielson Min'Norm	.0582	.00800	.0140
21: Hardy Quadric	.0577	.0129	.0170
23: Duchon - T.S	.0526	.00777	.0134
27: Hardy Recip. Quad.	.0500	.00853	.0130
30: Foley III	.0914	.0165	.0262
BSPLASH	.0493	.0090	

Deviations from Cliff test surface, 33 points

Table D.2.2

1: Franke - 3	.161	.0225	.0408
4: Akima	.0999	.0148	.0257
10: Akima Mod. I	.0987	.0143	.0252
13: Nielson - Franke Q	.148	.0166	.0304
14: Mod. Quad. Shepard	.163	.0166	.0314
16: Akima Mod. III	.146	.0164	.0305
24: Franke - TPS	.106	.0148	.0257
28: Lawson	.132	.0164	.0283
19: Nielson Min'Norm	.0942	.0138	.0242
21: Hardy Quadric	.0995	.0142	.0231
23: Duchon - TPS	.101	.0135	.0235
27: Hardy Recip. Quad	.105	.0139	.0236
30: Foley III	.0732	.0165	.0250
BSPLASH	.0779	.0107	

Deviations from Cliff test surface, 25 points

ORIGINAL PAGE IS
OF POOR QUALITY

175

	MAX.	MEAN	
1: Franke - 3	.0198	.00164	.00294
4: Akima	.0274	.00224	.00423
10: Akima Mod. I	.0254	.00198	.00367
13: Nielson - Franke Q	.0168	.00110	.00206
14: Mod. Quad. Shepard	.0125	.00112	.00194
16: Akima Mod. III	.0142	.00105	.00202
24: Franke - TPS	.0165	.00157	.00273
28: Lawson	.0565	.00149	.00359
19: Nielson MinNorm	.0195	.00091	.00200
21: Hardy Quadric	.00461	.00025	.00052
23: Duchon - TPS	.00597	.00049	.00092
27: Hardy Recip. Quad.	.00928	.00068	.00136
30: Foley III	.0117	.00117	.00196
BSPLASH	.0195	.0010	

Deviations from Saddle test surface, 100 points

Table D.1.3

1: Franke - 3	.111	.0121	.0224
4: Akima	.0578	.0110	.0165
10: Akima Mod. I	.0578	.0104	.0156
13: Nielson - Franke Q	.0679	.00939	.0146
14: Mod. Quad. Shepard	.0724	.00907	.0139
16: Akima Mod. III	.0597	.0104	.0162
24: Franke - TPS	.0662	.0109	.0175
28: Lawson	.0585	.0133	.0199
19: Nielson MinNorm	.0571	.0102	.0159
21: Hardy Quadric	.0262	.00442	.00689
23: Duchon - TPS	.0574	.00912	.0140
27: Hardy Recip. Quad.	.0595	.00571	.00970
30: Foley III	.0885	.00888	.0148
BSPLASH	.0723	.0105	

Deviations from Saddle test surface, 33 points

1: Franke - 3	.0688	.0111	.0171
4: Akima	.0861	.0121	.0202
10: Akima Mod. I	.0866	.0119	.0203
13: Nielson - Franke Q	.0794	.0115	.0189
14: Mod. Quad. Shepard	.0759	.0114	.0183
16: Akima Mod. III	.0787	.0116	.0189
24: Franke - TPS	.0714	.00983	.0171
28: Lawson	.0875	.0126	.0205
19: Nielson MinNorm	.0704	.0100	.0172
21: Hardy Quadric	.0397	.00570	.00952
23: Duchon - TPS	.0588	.00310	.0137
27: Hardy Recip. Quad.	.0443	.00528	.00955
30: Foley III	.0823	.00653	.0165
BSPLASH	.0397	.0065	

Deviations from Saddle test surface, 25 points

ORIGINAL PAGE IS
OF POOR QUALITY

	MAX.	MEAN	176
1: Franke - 3	.0114	.00122	.00189
4: Akima	.0101	.00124	.00177
10: Akima Mod. I	.00675	.00102	.00143
13: Nielson - Franke Q	.00517	.00059	.00033
14: Mod. Quad. Shepard	.00388	.00065	.00089
16: Akima Mod. III	.00330	.00049	.00070
24: Franke - TPS	.00560	.00103	.00141
28: Lawson	.00899	.00061	.00109
19: Nielson MinNorm	.00303	.00047	.00069
21: Hardy Quadric	.00102	.00005	.00011
23: Duchon - TPS	.00294	.00017	.00030
27: Hardy Recip. Quad.	.00227	.00034	.00050
30: Foley III	.00604	.00033	.00117
BSPLASH	.0077	.0006	

Deviations from Gentle test surface, 100 points

F₄

Table D.1.4

1: Franke - 3	.0446	.00608	.0101
4: Akima	.0167	.00487	.00623
10: Akima Mod. I	.0160	.00442	.00573
13: Nielson - Franke Q	.0312	.00422	.00637
14: Mod. Quad. Shepard	.0272	.00451	.00679
16: Akima Mod. III	.0204	.00394	.00565
24: Franke - TPS	.0339	.00681	.0107
28: Lawson	.0269	.00552	.00815
19: Nielson MinNorm	.0214	.00371	.00563
21: Hardy Quadric	.00724	.00121	.00203
23: Duchon - TPS	.0259	.00415	.00714
27: Hardy Recip. Quad.	.0188	.00206	.00485
30: Foley III	.0349	.00138	.00574
BSPLASH	.0319	.0047	

Deviations from Gentle test surface, 33 points

F₄

1: Franke - 3	.0247	.00491	.00651
4: Akima	.0256	.00541	.00816
10: Akima Mod. I	.0248	.00541	.00681
13: Nielson - Franke Q	.0340	.00562	.00746
14: Mod. Quad. Shepard	.0227	.00529	.00669
16: Akima Mod. III	.0232	.00575	.00750
24: Franke - TPS	.0245	.00440	.00586
28: Lawson	.0234	.00399	.00541
19: Nielson MinNorm	.0161	.00307	.00433
21: Hardy Quadric	.00709	.00107	.00158
23: Duchon - TPS	.0128	.00265	.00351
27: Hardy Recip. Quad.	.00528	.00055	.00079
30: Foley III	.0224	.00436	.00568
BSPLASH	.0221	.0038	

Deviations from Gentle test surface, 25 points

F₄

Table D.3.4

	ORIGINAL PAGE'S OF POOR QUALITY	MAX.	MEAN	
1:	Franke - 3	.0358	.00228	.00447
4:	Akima	.0434	.00242	.00510
10:	Akima Mod. I	.0317	.00215	.00436
13:	Nielson - Franke Q	.0206	.00176	.00337
14:	Mod. Quad. Shepard	.0218	.00182	.00361
16:	Akima Mod. III	.0212	.00171	.00337
24:	Franke - TPS	.0284	.00212	.00418
28:	Lawson	.0216	.00154	.00323
19:	Nielson MinNorm	.0195	.00101	.00229
21:	Hardy Quadric	.00280	.00012	.00031
23:	Duchon - TPS	.0175	.00038	.00217
27:	Hardy Recip. Quad.	.00736	.00030	.00078
30:	Foley III	.0143	.00172	.00282
	BSPASH	.0263	.0016	

Deviations from Steep test surface, 100 points

Table D.1.5

1:	Franke - 3	.143	.0162	.0298
4:	Akima	.115	.0120	.0240
10:	Akima Mod. I	.109	.0113	.0227
13:	Nielson - Franke Q	.0835	.0104	.0181
14:	Mod. Quad. Shepard	.110	.0113	.0220
16:	Akima Mod. III	.115	.0119	.0240
24:	Franke TPS	.150	.0143	.0305
28:	Lawson	.139	.0129	.0289
19:	Nielson MinNorm	.115	.0105	.0228
21:	Hardy Quadric	.0716	.00650	.0148
23:	Duchon - TPS	.119	.0130	.0296
27:	Hardy Recip. Quad	.0963	.00878	.0180
30:	Foley III	.110	.0143	.0249
	BSPASH	.1267	.0139	

Deviations from Steep test surface, 33 points

Table D.2.5

1:	Franke - 3	.113	.0178	.0257
4:	Akima	.0534	.0123	.0149
10:	Akima Mod. I	.0520	.0103	.0140
13:	Nielson - Franke Q	.0350	.00530	.0127
14:	Mod. Quad. Shepard	.0408	.00311	.0126
16:	Akima Mod. III	.0510	.00203	.0123
24:	Franke - TPS	.0317	.00212	.0100
28:	Lawson	.0455	.0129	.0235
19:	Nielson MinNorm	.0314	.00187	.00694
21:	Hardy Quadric	.0189	.00453	.00695
23:	Duchon - TPS	.0233	.00387	.00653
27:	Hardy Recip. Quad.	.0144	.00213	.00386
30:	Foley III	.0143	.0107	.0161
	BSPASH	.0402	.0066	

Deviations from Steep test surface, 25 points

Table D.3.5

This Page Intentionally Left Blank

179 01117
IS
END

Smoothing Surfaces Using
Generalized Cross Validation

by Douglas Bates

Grace Wahba
Jim Wendelburger
Finbarr O'Sullivan
Miquel Villalobis
others

PRECEDING PAGE BLANK NOT FILMED

178

Outline:

Smoothing Surfaces

Cross Validation

Generalized Cross Validation

Computational Difficulties

Applications to Classification Problems

SMOOTHING SURFACES

ORIGINAL PAGE IS
OF POOR QUALITY

APPROXIMATING SURFACES

BASIS FUNCTIONS

$$\phi_i(\underline{t}) \rightarrow f(\underline{t}) = \sum_{i=1}^N c_i \phi_i(\underline{t}_i)$$

N AS LARGE AS 100'S
(1000'S)

PENALIZE FUNCTION FOR
BENDING

$$\int_{\Omega} (Kf)^2 = \underline{c}' \underline{\mathcal{K}} \underline{c}$$

$\underline{\mathcal{K}}$ REPRESENTS A (SEMI)-NORM

BALANCE TWO CRITERIA

ORIGINAL PAGE IS
OF POOR QUALITY

1) FIDELITY TO DATA

MEASURED BY

$$\sum_{j=1}^n \left(y_j - \sum_{i=1}^N c_i \phi_i(\underline{t}_j) \right)^2$$

OR OTHER CRITERIA

- WEIGHTED LEAST SQUARES

2) SMOOTHNESS

MEASURED BY $\underline{c}' \underline{A} \underline{c}$

COMBINE AS

$$\min_{\underline{c} \in \mathbb{R}^n} \frac{1}{n} \|\underline{y} - X\underline{c}\|^2 + \lambda \underline{c}' \underline{A} \underline{c} \quad \textcircled{A}$$

$$\{X\}_{ji} = \phi_i(\underline{t}_j)$$

WHAT λ ?

CROSS VALIDATION

ORIGINAL PAGE IS
OF POOR QUALITY

GENERAL IDEA

USE PART OF THE DATA TO
ESTIMATE f AND FIND OUT
HOW WELL IT FITS THE REST
REPEAT FOR VARIOUS λ

IN PARTICULAR:

FIX λ

FOR EACH $j = 1, \dots, N$

DELETE j 'TH OBS.

PREDICT $f(t_j)$ FROM REMAINING
DATA. PREDICTION IS $f_{j\lambda}^{[j]}$

CHOOSE λ TO MINIMIZE

$$\sum_{j=1}^N (y_j - f_{j\lambda}^{[j]})^2$$

PROBLEMS

- 1) MASSIVE AMOUNT OF COMPUTATION
- 2) OTHER DEFICIENCIES

SEE GOLUB, HEATH, & WAMBA
TECHNOMETRICS, 1978 (±1)

GENERALIZED CROSS VALIDATION

- ROTATIONALLY INVARIANT FORM OF CROSS VALIDATION
- ALSO, FOR FIXED λ

\hat{y}_λ LINEAR IN y

IE. $\hat{y}_\lambda = A(\lambda) y$

$A(0)$ IS A PROJECTION

λ CHOSEN TO MINIMIZE

$$V(\lambda) = \frac{\| (I - A(\lambda)) y \|^2}{\text{tr}[(I - A(\lambda))]^2}$$

COMPUTATIONAL METHODS:

$A(\lambda)$ CAN BE EXPRESSED AS

$$X(X'X + n\lambda \underline{\Phi})^{-1}X'$$

$\underline{\Phi}$ POSITIVE DEFINITE

FACTOR $\underline{\Phi} = R'R$

R - UPPER TRIANGULAR

LET $\underline{\gamma} = R\underline{c}$

$\underline{c} = X'R$

① IS NOW $\min_{\underline{\gamma} \in \mathbb{R}^N} \frac{1}{n} \|\underline{y} - \underline{c}\underline{\gamma}\|^2 + \lambda \underline{\gamma}'\underline{\gamma}$

TAKE S.V.D. OF C AS

$$C = UDV'$$

$$U'U = I$$

$$V'V = VV' = I$$

D diagonal

(d_1, d_2, \dots, d_N)

$$A(\lambda) = U D (D^2 + n\lambda)^{-1} D U'$$

LET $\underline{z} = U'y$

$$V(\lambda) = \frac{\sum_{j=1}^N \left(\frac{n\lambda}{d_j^2 + n\lambda} \right)^2 z_j^2 + \sum_{j=N+1}^n z_j^2}{\left(\sum_{j=1}^N \left(\frac{n\lambda}{d_j^2 + n\lambda} \right) + n - N \right)^2}$$

EASY TO EVALUATE

MIN USUALLY HAS $n\lambda$ WITHIN

$d_1^2, d_2^2, \dots, d_{50}^2$ OR SO

DIFFICULTY

REQUIRES S.V.D. OF LARGE (USUALLY
ILL-CONDITIONED) MATRIX C

CAN GET LARGE SING. VALUES (&
LEFT VECTORS) WITH A PIVOTED

QR DECOMP. FIRST.

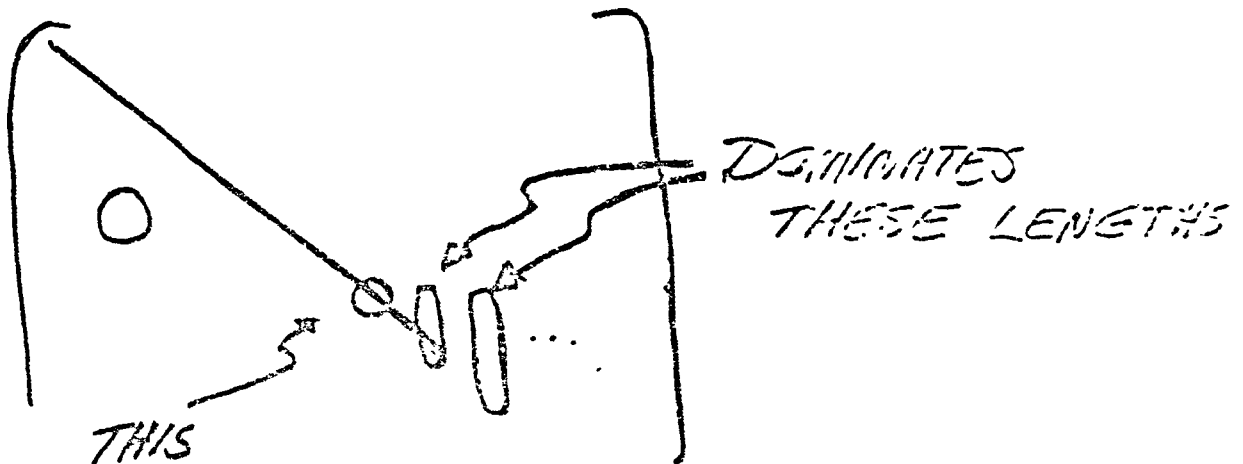
E - PERMUTATION

$$CE = QR$$

Q - ORTHOGONAL

R - UPPER TRIANGULAR

- DECREASING DIAGONALS



CUT OFF R AT k ROWS WHERE
 k CHOSEN SO $(R_k^T R_k - C^T C)$ SMALL

POSITIVE SEMI-DEFINITE
SIMILAR FORMULATION BUT USE
A PIVOTED CHOLESKY DECOMPOSITION
OF \mathbb{F}

Classification Applications

\underline{t} multivariate observations

2 populations (can be >2)

training samples from populations 1 & 2

Set $Y_i = 1$ for each \underline{t}_i in population 1

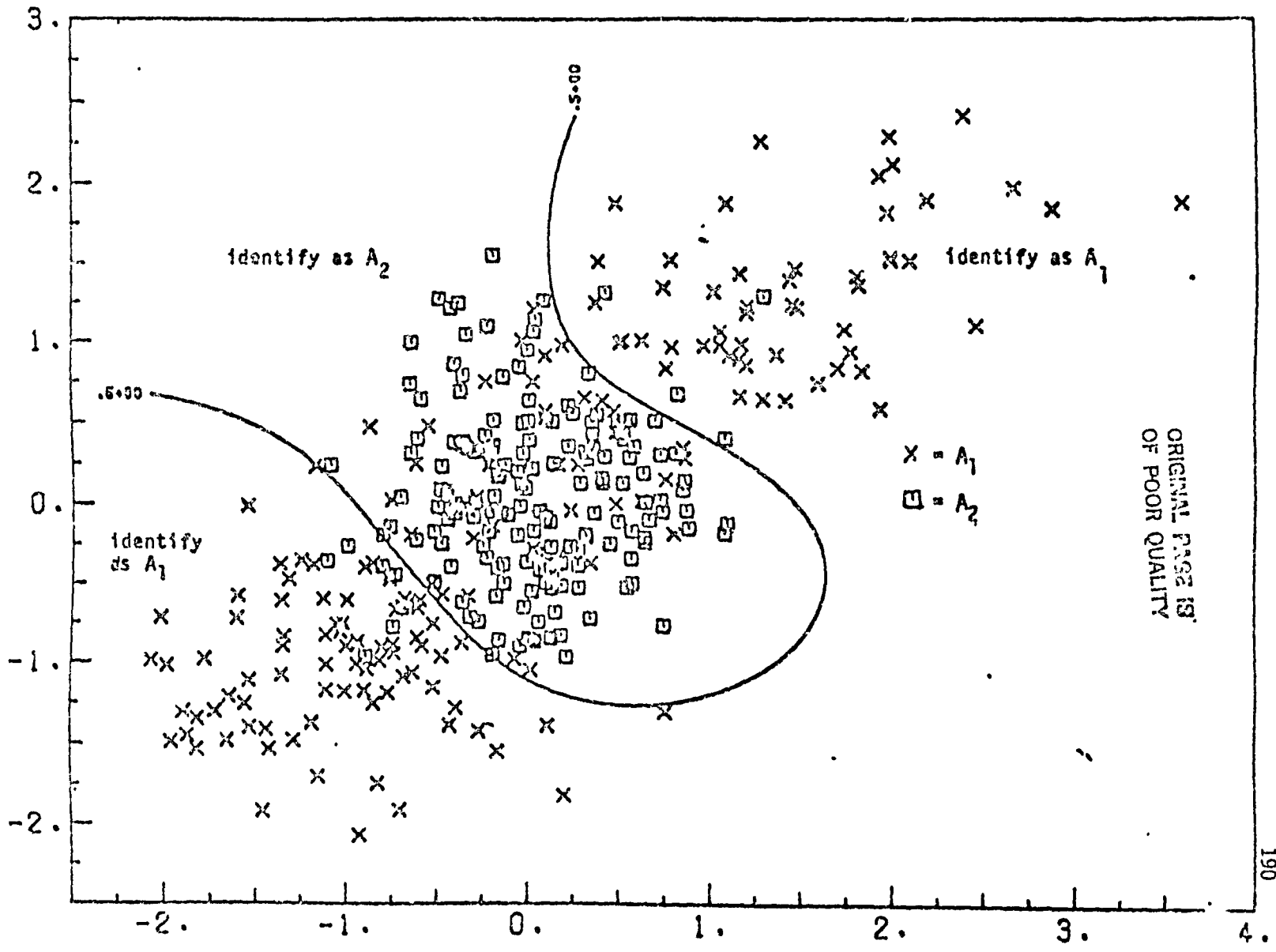
$Y_i = 0$ for each \underline{t}_i in population 2

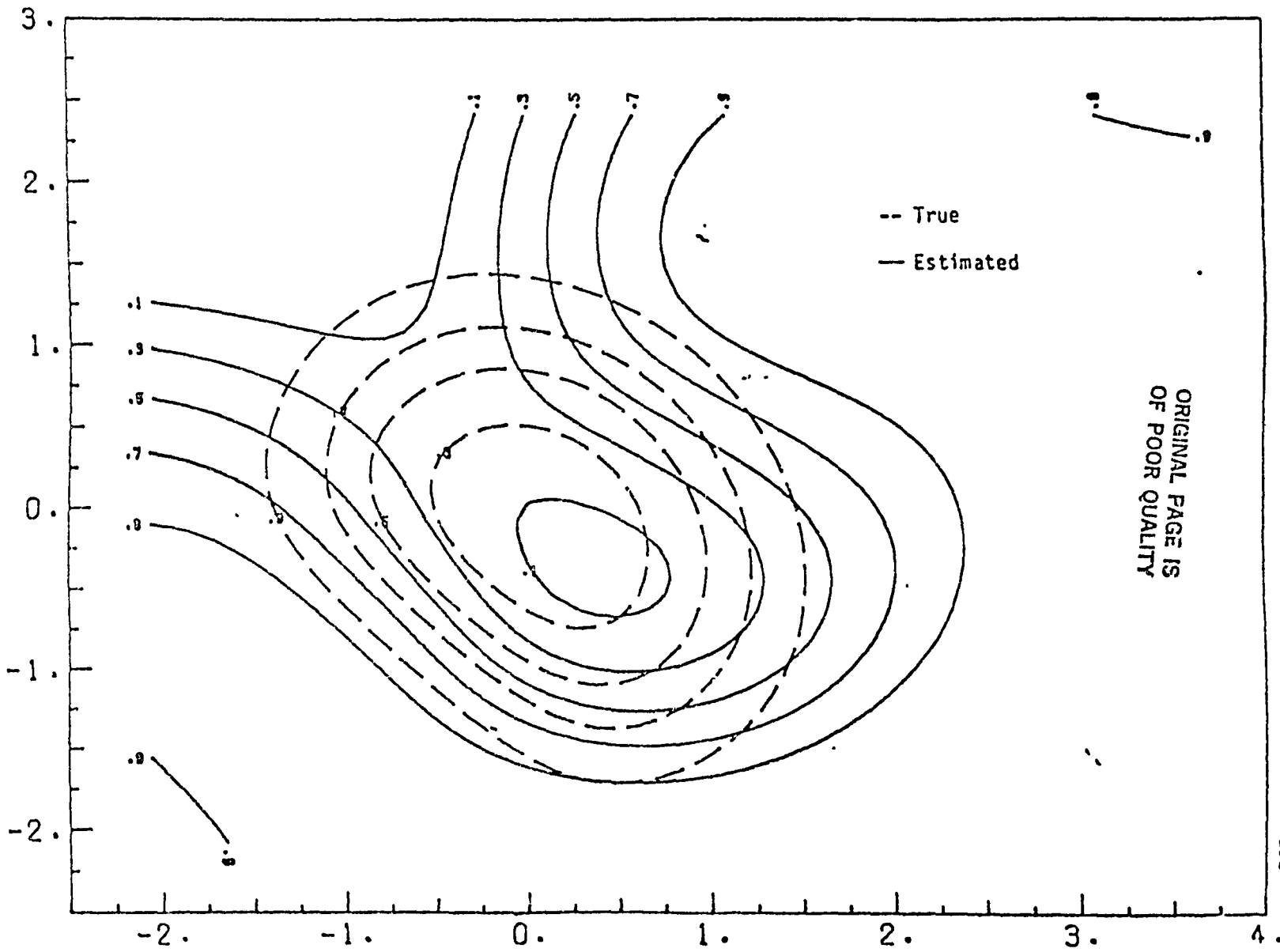
Like noisy data generated by real valued function in R^k

Function is relative likelihood of sample 1 at that point.

Fit surface using Cross Validated Multivariate Thin Plate Splines

C-3





This Page Intentionally Left Blank

Applications of Surface Modelling Techniques
to Engineering Problems

Rosemary E. Chang

(paper not available)

PRECEDING PAGE BLANK NOT FILMED

192

PREC. BLANK

This Page Intentionally Left Blank

May 20, 1982

Professor Larry L. Schumaker
Department of Mathematics
Texas A & M University
College Station, TX 77843

Dear Larry:

Thank you for your kind attentions at the NASA Workshop on Surface Fitting. You and your colleagues did a nice job of making us all feel at home. I regretted missing the panel discussion (and the party!). Perhaps you can let me know some of what was said.

I have been thinking about what might be useful to NASA on Surface Fitting. The only talk that really was on NASA problems was Heydorn's talk, which focused on statistical methods. I happen to have had a slight exposure to LANDSAT data from some University of Utah geographers. The surface methods customarily used seemed to be piecewise linear or piecewise bilinear, which is a bit naive. Heydorn's talk contained an interesting picture of fields of wheat, corn, or "idle". This screamed for Little's arbitrary quadrilateral patches and/or Gregory and Charrot's putting triangular patches into a system of rectangular patches.

A rendering issue: I was surprised that NASA thinks it can understand surfaces from flat pictures. I think that interactive graphics rendering is the absolutely bare minimum for having the illusion of understanding 3D surfaces. A milled model is better. Some of these points were made in the DoE article by Barnhill and Chang which Chang referenced. This document might have some utility toward NASA applications - let me know if you have a copy or not.

For arbitrarily spaced data when there is a lot of data, I think that adaptive methods, such as in Vittitow's PhD. thesis at Utah, are a good idea.

In conclusion, I have the following broadly-based thoughts:

1. The richness of possibilities for surface representation: The most important thing about surfaces is to get one. Operation counts and all that pale in comparison to getting *some* solution to the problem at hand. Once a solution is found, it becomes rather routine to improve it.
2. Multidimensional problems 3D and 4D surfaces are what have research significance. Curves have been over-studied, even though there remain unanswered questions, e.g., parametrization. But just to say "3D surface" is insufficient. One must tailor the surface to the problem at hand.

Professor Larry L. Schumaker
May 20, 1982

Page 2

3. What can NASA do with its money to achieve Surface research?
- a) Research grants to individual groups.
 - b) Consultants for their labs.
- These are both standard and will produce results.

Let me suggest something new:

- c) Research grant to two groups who would collaborate on NASA-related Surface problems. (E.g., Barnhill's group and Schumaker's group.)

Why could this be good? Answer: the cross-fertilization would produce more than the sum of the parts. This would be true of both the research and application aspects.

We can explore these thoughts at greater length after I hear from you. Communication: My office phone number is (801), 581-7916 and, if I'm not there, Ms. Sylvia Morris' number is (801), 581-7710. A choice of times to call back would be useful.

Best regards,

Robert E. Barnhill
Professor of Mathematics and
Professor of Computer Science

/srm

cc and thanks: Professor Larry F. Guseman, Jr.

MULTIDIMENSIONAL SPLINE BIBLIOGRAPHY
 LARRY L. SCHUMAKER
 TEXAS A&M UNIVERSITY
 COLLEGE STATION, TEXAS 77843
 SEPTEMBER 8, 1982

ORIGINAL PAGE IS
 OF POOR QUALITY

- AHLBERG, J. H., E. N. NILSON, AND J. L. WALSH
 1965 EXTREMAL, ORTHOGONALITY, AND CONVERGENCE
 PROPERTIES OF MULTIDIMENSIONAL SPLINES,
 J. MATH. ANAL. APPL. 11, 27-48
- 1967 THE THEORY OF SPLINES AND THEIR APPLICATIONS,
 ACAD. PRESS, N.Y.
- AHLIN, A. C.
 1964 A BIVARIATE GENERALIZATION OF HERMITE'S
 INTERPOLATION FORMULA, MATH. COMP. 18,
 264-273
- AHUJA, D. V., AND S. A. COONS
 1968 INTERACTIVE GRAPHICS IN DATA PROCESSING,
 GEOMETRY FOR CONSTRUCTION AND DISPLAY,
 IBM SYSTEMS J. 7, 188-205
- AKIMA, H.
 1974 BIVARIATE INTERPOLATION AND SMOOTH SURFACE
 FITTING BASED ON LOCAL PROCEDURES, COMM.
 ACM 17, 25-31
- 1974 A METHOD OF BIVARIATE INTERPOLATION AND
 SMOOTH SURFACE FITTING BASED ON LOCAL
 PROCEDURES, COMM. ACM. 17, 18-20
- 1975 COMMENTS ON 'OPTIMAL CONTOUR MAPPING USING UNIVERSAL
 KRIGING', BY RICARDO A. OLEA, J. GEOPHY. RES. 80,
 832-836.
- 1978A A METHOD OF BIVARIATE INTERPOLATION AND SMOOTH
 SURFACE FITTING FOR IRREGULARLY DISTRIBUTED
 DATA POINTS, ACM TOMS 4, 144-159
- 1978B ALGORITHM 526: BIVARIATE INTERPOLATION AND
 SMOOTH FITTING FOR IRREGULARLY DISTRIBUTED
 DATA POINTS, ACM TOMS 4, 160-164
- ARCANGELI, R. AND J. L. GOUT
 1976 SUR L'EVALUATION DE L'ERREUR D'INTERPOLATION
 DE LAGRANGE DANS UN OUVERT DE \mathbb{R}^n , ANA. NUM. 10,
 5-27
- ANDERSON, W. L.
 1971 APPLICATION OF BICUBIC SPLINE FUNCTIONS TO
 TWO-DIMENSIONAL GRIDDED DATA, GD. REPORT
 71-C22
- ARTHUR, D. W.
 1974 MULTIVARIATE SPLINE FUNCTIONS, II. BEST
 ERROR BOUNDS, J. APP. TH. 15, 1-10

- ATTEIA, M.
 1966 ETUDE DE CERTAINS NOYAUX ET THEORIE DES FONCTIONS (SPLINE) EN ANALYSIS NUM., THESE, GRENOBLE
- 1966 EXISTENCE ET DETERMINATION DES FONCTIONS SPLINES A PLUSIEURS VARIABLES, C. R. ACAD. CI. PARIS 262, 575-578
- 1970 FONCTIONS (SPLINE) ET NOYAUX REPRODUISANTS D'ARONSZAJN-BERGHAN, RECHERCHE OP. 4E ANNEE, R-3, 31-43
- AZIZ, A. K. (ED.)
 1972 THE MATHEMATICAL FOUNDATIONS OF THE FINITE ELEMENT METHOD WITH APPLICATIONS TO PARTIAL DIFFERENTIAL EQUATIONS, ACAD. PRESS, NY
- BABUSKA, I.
 1970 APPROXIMATION BY HILL FUNCTIONS, COMM. MATH. U. CAROL. 11, 787-811
- BARNES, M.G.
 1980 THE USE OF KRIGING FOR ESTIMATING THE SPATIAL DISTRIBUTION OF RADIONUCLIDES AND OTHER SPATIAL PHENOMENA, TRAN-STAT, STATISTICS FOR ENVIRONMENTAL STUDIES, 13, 2-21.
- BARNES, M.G., J.J. GIACOMINI, R.T. REIMAN, AND B. ELLIOTT,
 1980 NTS RADIOLOGICAL ASSESSMENT PROJECT: RESULTS FOR FRENCHMAN LAKE REGION OF AREA 5, UNIV. NEVADA
- BARNHILL, R. E
 1974 SMOOTH INTERPOLATION OVER TRIANGLES, IN BARNHILL & RIESENFELD 1974 ,
- 1977 REPRESENTATION AND APPROXIMATION OF SURFACES. IN RICE 1977 , 68-119.
- SMOOTH INTERPOLATION OVER TRIANGLES
 45-70
- BARNHILL, R. E., BIRKHOFF, G., AND W. J. GORDON
 1973 SMOOTH INTERPOLATION IN TRIANGLES, J. APPR. TH. 8, 114-128
- 1977 REPRESENTATION AND APPROXIMATION OF SURFACES, IN RICE 1977 , 68-119
- BARNHILL, R. E., AND J. A. GREGORY
 1972 BLENDING FUNCTION INTERPOLATION TO BOUNDARY DATA ON TRIANGLES, TR 14, BRUNEL U.
- 1975 COMPATIBLE SMOOTH INTERPOLATION IN TRIANGLES, J. APPR. TH. 15, 214-225
- 1975 POLYNOMIAL INTERPOLATION TO BOUNDARY DATA ON TRIANGLES, MATH. COMP. 29, 726-735
 DATA ON TRIANGLES, TR 14, BRUNEL U.

ORIGINAL PAGE IS
 OF POOR QUALITY

- BARNHILL, R. E., AND L. MANSFIELD
1974 ERROR BOUNDS FOR SMOOTH INTERPOLATION
IN TRIANGLES, J. APPR. TH. 11, 306-318
- BARNHILL, R. E., AND R. T. RIESENFELD (EDS.)
1974 COMPUTER AIDED GEOMETRIC DESIGN, ACD. PR. NY
- BARONE, P, P. CIARLINI, A. GUSPINI, E. MACCHI, N. OCELLO,
G. REGOLIOSI, B. TACCARDI
1978 GISPEM: A GRAPHIC INTERACTIVE SYSTEM FOR THE
PROCESSING OF ELECTROCARDIOGRAPHIC MAPS, IN
MODERN ELECTROCARDIOLOGY, Z. ANTALOCZY, ED.,
AKADEMIAI KIADO, BUDAPEST, 1978, 127-131.
- BHATTACHARYYA, B. K.
1969 BICUBIC SPLINE INTERPOLATION AS A METHOD
FOR TREATMENT OF POTENTIAL FIELD DATA,
GEOPHYS. 34, 402-423
- 1971 AN AUTOMATIC METHOD OF COMPUTATION AND
MAPPING OF HIGH RESOLUTION AEROMAGNETIC DATA,
GEOPHYS. 36, 695-716
- BHATTACHARYYA, B. K., AND B. RAYCHAUDHURI
1967 AEROMAGNETIC AND GEOLOGIC INTERPRETATION
OF A SECTION OF THE APPALACHIAN BELT IN
CANADA, CANAD. EARTH SCI. 4, 1015-1037
- BIERSACK, J. P., AND D. FINK
1973 CHANNELING, BLOCKING, AND RANGE MEASURE-
MENTS USING THERMAL NEUTRON INDUCED REAC-
TIONS, IN ATOMIC COLL. IN SOLIDS 2, JN
- BIRKHOFF, GARRETT
1969 PIECEWISE BICUBIC INTERPOLATION AND
APPROXIMATION IN POLYGONS, IN APPROX.
WITH SPECIAL EMPHASIS ON SPLINE FUNCTIONS,
ACD. PR., 185-222
- BIRKHOFF, G., AND C. DE BOOR
1965 PIECEWISE POLYNOMIAL INTERPOLATION AND
APPROXIMATION, IN APPROX. OF FUNCTIONS,
164-190
- BIRKHOFF, G., AND H. GARABEDIAN
1960 SMOOTH SURFACE INTERPOLATION, J. MATH.
PHYS. 39, 258-268
- BIRKHOFF, G., AND L. MANSFIELD
1974 COMPATIBLE TRIANGULAR FINITE ELEMENTS,
J. MATH. ANAL. APPL. 47, 531-553
- BIRKHOFF, G., M. H. SCHULTZ, AND R. S. VARGA
1968 PIECEWISE HERMITE INTERPOLATION IN ONE AND
TWO VARIABLES WITH APPLICATIONS TO
PARTIAL DIFFERENTIAL EQUATIONS, NUM.MATH. 11,
232-256

- BOHMER, K., G. MEINARDUS, AND W. SCHEMPP (EDS.
1976 SPLINE FUNCTIONS, LECT. NOTES 501,
SPRINGER VERLAG, N.Y. ORIGINAL PAGE IS
OF POOR QUALITY
- BOHRENBERG, G., AND E. GIESE
1975 STATISTICAL METHODEN UND IHRE ANWENDUNGEN
IN DER GEOGRAPHIE, STUDIENBUCH DER GEO.
- DE BOOR, C.
1962 BICUBIC SPLINE INTERPOLATION, J. MATH.
AND PHYS. 41, 212-218
- 1972 ON CALCULATING WITH B-SPLINES, J. APPR.
TH. 6, 50-62
- 1973 APPENDIX TO SPLINES AND HISTOGRAMS BY
I. J. SCHOENBERG, IN SPLINE FUNCTIONS
AND APPROXIMATION THEORY, ISMM 21,
BIRKHAUSER, 329-358
- 1974 MATHEMATICAL ASPECTS OF FINITE ELEMENTS
IN PARTIAL DIFFERENTIAL EQUATIONS, ACD.
PRESS, NY
- 1976 SPLINES AS LINEAR COMBINATIONS OF B-
SPLINES, A SURVEY, IN LORENTZ, CHUI, &
SCHUMAKER 1976 , 1-47.
- 1977 PACKAGE FOR CALCULATING WITH B-SPLINES, SIAM J.
NUMER. ANAL. 14, 441-472.
- 1977 EFFICIENT COMPUTER MANIPULATION OF TENSOR PRODUCTS,
RPT. 1810 MRC.
- 1978 A PRACTICAL GUIDE TO SPLINES, SPRINGER-VERLAG, N.Y.
- DE BOOR, C. AND R. DEVORE
1982 APPROXIMATION BY SMOOTH MULTIVARIATE SPLINES,
1982 HOW DOES AGEE'S SMOOTHING METHOD WORK, RPT. 79-3,
ARMY NUMERICAL ANAL. CONF., 200-302.
- DE BOOR, C., AND G. J. FIX
1973 SPLINE APPROXIMATION BY QUASI-INTER-
POLANTS, J. APPROX. TH. 8, 19-45
- DE BOOR, C., T. LYCHE, AND L. SCHUMAKER
1975 ON CALCULATING WITH B-SPLINES, II.
INTEGRATION, PROC. OBERWOLFACH
- DE BOOR, C. AND J. R. RICE
1979 AN ADAPTIVE ALGORITHM FOR MULTIVARIATE APPROXIMATION
GIVING OPTIMAL CONVERGENCE RATES, J. APPROX. TH. 25,
337-359.
- BOWYER, A.
1981 COMPUTING DIRICHLET TESSELLATIONS, COMPUTER J. 24,
162 - 166

- BRAMBLE, J., AND M. ZLAMAL
1970 TRIANGULAR ELEMENTS IN THE FINITE
ELEMENT METHOD, MATH. COMP. 24, 809-820
- BRIGGS, I.C.
1974 MACHINE CONTOURING USING MINIMUM CURVATURE, GEOPHYS.
39, 39-48.
- BROOKS, P.D.
1971 AN INVESTIGATION OF THE ACCURACY OF MULTIQUADRIC
EQUATIONS OF TOPOGRAPHY, RPT. 1-4, U.S. ARMY
TOPOGRAPHIC COMMAND
- BROSOWSKI, B.
1965 UBER EXTREMALSIGNATUREN LINEARER POLYNOME IN
N VERANDERLICHEN, NUMER. MATH. 7, 396-405.
- BROWN, J.H., R.P. DUBE, AND F.F. LITTLE
1977 SMOOTH INTERPOLATION WITH VERTEX FUNCTIONS,
- BUNEMAN, C.
1972 SUB-GRID RESOLUTION OF FLOW AND FORCE
FIELDS, REPORT 452, STANFORD
- CADWELL, J. H.
1961 A LEAST SQUARES SURFACE-FITTING PROGRAM,
COMPUT. J. 3, 266-269
- CADWELL, J. H., AND D. E. WILLIAMS
1961 SOME ORTHOGONAL METHODS OF CURVE AND
SURFACE FITTING, COMPUT. J. 4, 260
- CAIN, J H.
1971 A STUDY OF MULTIQUADRIC EQUATIONS, RPT. 1-11,
U.S. ARMY TOPOGRAPHIC COMMAND
- CALL, E. S., AND F. F. JUDD
1974 SURFACE FITTING BY SEPARATION, J. APPR.
TH. 12, 283-290
- CARAMANLIAN, C., K.A. SELBY, AND G.T. HILL
1978 A QUINTIC CONFORMING PLATE BENDING TRIANGLE, INT. J. NUM
METH. ENGG. 12, 1109-1130
- CARLSON, R. E., AND C. A. HALL
1971 RITZ APPROXIMATIONS TO TWO-DIMENSIONAL
BOUNDARY-VALUE PROBLEMS, NUM. MATH. 18,
171-181
- 1972 BICUBIC SPLINE INTERPOLATION IN RECT-
ANGULAR POLYGONS, J. APPROX. TH. 6, 366-377
- 1973 ERROR BOUNDS FOR BICUBIC SPLINE INTER-
POLATION, J. APPROX. TH. 7, 41-47
- 1971 ON PIECEWISE POLYNOMIAL INTERPOLATION
IN RECTANGULAR POLYGONS, J. APPROX. TH. 4
37-53

- 1971 PIECEWISE POLYNOMIAL APPROXIMATION OF SMOOTH
FUNCTIONS IN RECTANGULAR POLYGONS, J. APPROX.
TH. 4,
- BICUBIC SPLINE INTERPOLATION AND
APPROXIMATION IN RIGHT TRIANGLES,
J. MATH. OF COMP., TO APPEAR
- CAVARETTA, A.S., C.A. MICCHELLI, AND A. SHARMA
1980 MULTIVARIATE INTERPOLATION AND THE RADON TRANSFORM,
- 1980 MULTIVARIATE INTERPOLATION AND THE RADON TRANSFORM,
PART II: SOME FURTHER EXAMPLES
- CAVENDISH, J. C.
1974 AUTOMATIC TRIANGULATION OF ARBITRARY PLANAR
DOMAINS FOR THE FINITE ELEMENT METHOD, INT.
J. FOR NUMER. METHODS IN ENGINEER. 8,
679-696
- CHORLEY, R. J., (ED.)
1972 SPATIAL ANALYSIS IN GEOMORPHOLOGY,
METHUEN AND CO., LONDON
- CHUI, C.K. AND L.L. SCHUMAKER
1982 ON SPACES OF PIECEWISE POLYNOMIALS WITH BOUNDARY
CONDITIONS, I. RECTANGLES, IN SCHEMPF & ZELLER
- CHUI, C.K., L.L. SCHUMAKER, AND R.H. WANG
1982 ON SPACES OF PIECEWISE POLYNOMIALS WITH BOUNDARY
CONDITIONS, II, TYPE-1 TRIANGULATIONS, IN
- 1982 ON SPACES OF PIECEWISE POLYNOMIALS WITH BOUNDARY
CONDITIONS, III, TYPE-2 TRIANGULATIONS, IN
- CHUI, C.K. AND R.H. WANG
1982 A GENERALIZATION OF UNIVARIATE SPLINES WITH EQUALLY
SPACED KNOTS TO MULTIVARIATE SPLINES, J. MATH. RES.
AND EXPOS.,
- 1982 MULTIVARIATE SPLINE SPACES, J. MATH. ANAL. APPL.,
- 1982 ON A BIVARIATE B-SPLINE BASIS, CAT RPT. #7, A&M
- 1982 MULTIVARIATE B-SPLINES ON TRIANGULATED RECTANGLES,
- 1982 ON SMOOTH MULTIVARIATE SPLINE FUNCTIONS, CAT 3, A&M
- 1982 BIVARIATE CUBIC B-SPLINES RELATIVE TO CROSS-CUT
TRIANGULATIONS, CAT 4, A&M
- 1982 SPACES OF BIVARIATE CUBIC AND QUARTIC SPLINES ON
TYPE-1 TRIANGULATIONS, CAT 20, A&M
- CIARLET, P. G., AND P. A. RAVIART
1972 GENERAL LAGRANGE AND HERMITE INTERPOLATION
IN RN WITH APPLICATIONS TO FINITE ELEMENT
METHODS, ARCH. RAT. MECH. ANAL. 46, 177-199

- 1972 INTERPOLATION DE LAGRANGE SUR DES ELEMENTS
FINIS COURBES DANS R^n , C. R. ACAD. SCI. PAR.
SER. A274, 640-643
- 1972 INTERPOLATION THEORY OVER CURVED ELEMENTS
WITH APPLICATIONS TO FINITE ELEMENT
METHODS, COMP. METH.APPL. MECH. ENG.1,
217-249
- CLENSHAW, C. W., AND J. G. HAYES
1965 CURVE AND SURFACE FITTING, J. INST. MATH.
APPL. 1, 164-183
- CLOUGH, R.W., AND J.L. TOCHER
1965 FINITE ELEMENT STIFFNESS MATRICES FOR ANALYSIS OF
PLATES IN BENDING, PROC. CONF. MATRIX METHODS IN
STRUCTURAL MECH.,
- COATMELEC, M. C.
1966 APPROXIMATION ET INTERPOLATION DES
FONCTIONS DIFFERENTIABLES DE PLUSIEURS
VARIABLES, ANN. SCI. EC. NORM, SUP 3,
271-341
- COLLATZ, L.
1964 EINSCHLIESSUNGSSATZ FUER DIE MINIMAL-
ABWEICHUNG BEI DER SEGMENTAPPROXIMATION,
SIMP. INTERNATION. SULLE APPL. D. ANAL.
FIS. MAT., 11-21
- 1965 INCLUSION THEOREMS FOR THE MINIMAL DISTANCE IN
RATIONAL TCHEBYSCHEFF APPROXIMATION IN SEVERAL
VARIABLES, IN GARABEDIAN 1965 , 43-56
- 1970 THE DETERMINATION OF H-SETS FOR THE INCLUSION THEOREM
IN NONLINEAR TCHEBYSCHEFF APPROXIMATION, IN APPROXI-
MATION THEORY, LANCASTER, ACADEMIC PRESS, 179-189.
- COONS, S. A.
1967 SURFACES FOR COMPUTER-AIDED DESIGN OF SPACE FORMS,
MAC-TR-41
- SURFACE PATCHES AND B-SPLINE CURVES, IN
20, 1-16
- COTTAFAVA, G., AND G. LE MOLI
1969 AUTOMATIC CONTOUR MAP, COM. ACM 12,
386-391
- CRAIN, I.K.
1970 COMPUTER INTERPOLATION AND CONTOURING OF TWO-DIMENSIONAL
DATA: A REVIEW, GEOEXPLORATION 8, 71-85.
- CRAIN, I. K., AND B. K. BHATTACHARYYA
1967 TREATMENT OF NON-EQUISPACED TWO-
DIMENSIONAL DATA WITH A DIGITAL
COMPUTER, GEOEXPLORATION 5, 173-194

- CRAVEN, P. AND G WAHBA
 1979 SMOOTHING NOISY DATA WITH SPLINE FUNCTION: ESTIMATING THE CORRECT DEGREE OF SMOOTHING BY THE METHOD OF GENERALIZED CROSS-VALIDATION, NUMER. MATH. 31, 377-403.
- CZEGLEDY, P. F.
 1977 SURFACE FITTING BY ORTHOGONAL LOCAL POLYNOMIALS, BIOMETRICAL J. 19, 257-264
 1979 MULTIVARIATE B-SPLINES -- RECURRENCE RELATIONS AND LINEAR COMBINATIONS OF TRUNCATED POWER, IN SCHEMPF & ZELLER 1979 , 64-82.
 1979 POLYNOMIALS AS LINEAR COMBINATIONS OF MULTIVARIATE B-SPLINES, MATH. ZEITSCHRIFT 169, 93-98.
 1982 APPROXIMATION BY LINEAR COMBINATIONS OF MULTIVARIATE B-SPLINES, J. APPROX. TH.
- DAHMEN, W.
 1980 ON MULTIVARIATE B-SPLINES, SIAM J. NUMER. ANAL. 17, 179-190.
- DAHMEN, W. R. DEVORE, AND K. SCHERER
 1980 MULTIDIMENSIONAL SPLINE APPROXIMATIONS, SIAM J. NUMER. ANAL. 17, 380-402.
- DAHMEN, W. AND C.A. MICCHELLI
 1980 ON FUNCTIONS OF AFFINE LINAGE,
 1982 ON THE LINEAR INDEPENDENCE OF MULTIVARIATE B-SPLINES I. TRIANGULATIONS OF SIMPLIDS,
 1982 ON THE LINEAR INDEPENDENCE OF MULTIVARIATE B-SPLINES II. COMPLETE CONFIGURATIONS,
 1980 ON LIMITS OF MULTIVARIATE B-SPLINES, MRC 2114.
- DAVIS, J. C.
 1973 STATISTICS AND DATA ANALYSIS IN GEOLOGY, J. WILEY, NY
- DAVIS, F. J.
 1963 INTERPOLATION AND APPROXIMATION, BLAISDELL, NY
- DAVIS, J.C. AND A.J. MCCULLAGH
 1975 DISPLAY AND ANALYSIS OF SPATIAL DATA, EDS., WILEY, NEW YORK.
- DAYHOFF, M. O.
 1963 A CONTOUR MAP PROGRAM OF X-RAY CRYSTALLOGRAPHY, COMM. ACH 6, 620-622
- DELFINER, P. AND J.P. DELHOMME
 1975 OPTIMUM INTERPOLATION BY KRIGING, IN DAVIS & MCCULLAGH 1975 ,
 1976 BLUEPICK, ECOLE DES MINES DE PARIS, FONTAINEBLEAU

- DELVOS, FRANZ-JUERGEN
1975 ON SURFACE INTERPOLATION, J. APPROX. TH.
15, 209-213
- DELVOS, F. J., AND H. W. KOSTERS
1975 ON THE VARIATIONAL CHARACTERIZATION OF
BIVARIATE INTERPOLATION METHODS, MATH.
Z. 145, 129-137
- DELVOS, F. J., AND G. MALINKA
1974 DAS BLENDING-SCHEMA VON SPLINE SYSTEMEN,
IN SPLINE FUNKTIONEN, BIBL. INST.,
ZURICH, 47-58
- DELVOS, F. J., AND W. SCHEMPP
1975 SARD'S METHOD AND THE THEORY OF
SPLINE SYSTEMS, J. APPROX. TH. 14,
230-243
- 1976 AN EXTENSION OF SARD'S METHOD, IN
LECT. NOTES 501, SPRINGER VERL., 60-91
- DELVOS, F. J., AND K. H. SCHLOSSER
1974 DAS TENSORPRODUKTSHEMA VON SPLINE
SYSTEMEN, IN SPLINEFUNKTIONEN,
BIB. INST., ZURICH, 59-74
- DIERIECK, C.
1977 SOME REMARKS ON H-SETS IN LINEAR APPROXIMATION THEORY,
J. APPROX. TH. 21, 188-204.
- DOTY, D. R.
1975 BLENDING FUNCTION TECHNIQUES WITH
APPLICATIONS TO DISCRETE LEAST SQUARES,
DISS., MICH. ST. UNI.
- DUCHON, J.
1976A INTERPOLATION DES FONCTIONS DE DEUX VARIABLES
SUIVANT LE PRINCIPE DE LA FLEXION DES PLAQUES
MINCES, R.A.I.R.O. ANALYSE NUMERIQUES 10, 5-12
- 1976B FONCTIONS-SPLINE D'ENERGIE INVARIANTE PAR
ROTATION, REPORT 27, GRENOBLE
- 1975 FONCTIONS-SPLINE DU TYPE PLAQUE MINCE
EN DIMENSION 2, RPT, 231, GRENOBLE
- 1976 FONCTIONS-SPLINE A ENERGIE INVARIANTE PAR
ROTATION, RPT 27, GRENOBLE
- 1977 ERREUR D'INTERPOLATION DES FONCTIONS DE PLUSIEURS
VARIABLES PAR LES DM-SPLINES, RPT. 268, GRENOBLE
- 1976 SPLINES MINIMIZING ROTATION-INVARIANT SEMI-NORMS IN
SOBOLEV SPACES, IN SCHEMPP & ZELLER 1976, 85-100.

- DUPPE, R.D. AND H.J. GOTTSCHALK
 1970 AUTOMATISCHE INTERPOLATION VON ISOLINIEN BEI WILLKURLICH
 VERTEILTEN STUTZPUNKTEN, ALLG. VERMESSUNGSNACH. 77, 423-
 425.
- DYN, N. AND W. FERGUSON
 1980 NUMERICAL CONSTRUCTION OF SMOOTH SURFACE FROM
 AGGREGATED DATA, RPT. 2129 MRC
 1982 THE NUMERICAL SOLUTION OF A CLASS OF CONSTRAINED
 MINIMIZATION PROBLEMS, MRC
- DYN, N. AND D. LEVIN
 1981 BELL SHAPED BASIS FUNCTIONS FOR SURFACE FITTING,
 IN ZIEGLER 1981 , 113-129.
 1982 ITERATIVE SOLUTION OF SYSTEMS ORIGINATING FROM
 INTEGRAL EQUATIONS AND SURFACE INTERPOLATION,
- DYN, N. AND G. WAHBA
 1982 ON THE ESTIMATION OF FUNCTIONS OF SEVERAL VARIABLES
 FROM AGGREGATED DATA, SIAM J. MATH. ANAL. 13, 134-152.
- DYN, N. G. WAHBA AND W.H. WONG
 1979 COMMENTS TO 'SMOOTH PLYNOMIAL INTERPOLATION FOR
 GEOGRAPHICAL REGIONS' BY W. TOBLER, J. AMER. STAT. ASSOC
 74, 530-535.
- EARNSHAW, J. L., AND I. H. YUILLE
 1971 A METHOD OF FITTING PARAMETRIC EQUATIONS
 FOR CURVES AND SURFACES TO SETS OF POINTS
 DEFINING THEM APPROXIMATELY, COMP. AIDED
 DESIGN 3, 19-22
- EFROYSOM, M. A.
 1960 MULTIPLE REGRESSION ANALYSIS, IN MATH.
 METHODS FOR DIG. COMPUTERS, WILEY,
 19-22
- EHLICH, H. AND W. HAUSSMANN
 198 KONVERGENZ MEHRDIMENSIONALER INTERPOLATION, NUMER.
 MATH.
- FALCONER, K. J.,
 1971 A GENERAL PURPOSE ALGORITHM FOR CONTOUR-
 ING OVER SCATTERED DATA POINTS, NPL DNAC
 RPT. 6
- FERGUSON, J.
 1964 MULTIVARIABLE CURVE INTERPOLATION, J.
 OF. COMPUT. MACH. 11, 221-228
- FISHER, S. D., AND J. W. JEPHRE
 1974 ELLIPTIC VARIATIONAL PROBLEMS IN L2
 AND L , INDIANA J. MATH. 23, 685-698
 1975 SPLINE SOLUTIONS TO L1 EXTREMAL
 PROBLEMS IN ONE AND SEVERAL VARIABLES,
 J. APPROX. TH. 13, 73-83
- OPTICAL INTERPOLATION
 OF POOR QUALITY

- FIX, G., AND G. STRANG
1969 FOURIER ANALYSIS OF THE FINITE ELEMENT
METHOD IN RITZ-GALERKIN THEORY, STUDIES
IN APPL. MATH. 48, 265-273
- FOLEY, T.
1979 SMOOTH MULTIVARIATE INTERPOLATION TO SCATTERED DATA,
THESIS, ARIZONA STATE.
- 1981 NTS RADIOLOGICAL ASSESSMENT PROJECT: COMPARISON OF
DELTA SURFACE INTERPOLATION WITH KRIGING FOR THE
FRENCHMAN LAKE REGION OF AREA 5, UNIV. NEVADA
- 1981 OFF-SITE RADIATION EXPOSURE REVIEW PROJECT: COMPUTER
AIDED SURFACE INTERPOLATION AND GRAPHICAL DISPLAY,
UNIV. NEVADA
- 1982 SURFACE INTERPOLATION USING DELTASH AND KRIGING,
- FOLEY, T. AND G. NIELSON
1982 MULTIVARIATE INTERPOLATION TO SCATTERED DATA USING
DELTA ITERATION, IN CHENEY 1980 , 419-424.
- FRANKE, R.
1977 LOCALLY DETERMINED SMOOTH INTERPOLATION AT
IRREGULARLY SPACED POINTS IN SEVERAL
VARIABLES, JIMA 19, 471-482
- 1978 SMOOTH SURFACE APPROXIMATION BY A LOCAL METHOD OF
INTERPOLATION AT SCATTERED POINTS, NAVAL POSTGRAD.
SCHOOL,
- 1979 A CRITICAL COMPARISON OF SOME METHODS FOR
INTERPOLATION OF SCATTERED DATA, REPORT
NPS-53-79-003, NAVAL POSTGRADUATE SCHOOL
- 1982 SCATTERED DATA INTERPOLATION: TESTS OF SOME METHODS,
MATH. COMP.
- FRANKE, R. AND G. NIELSON
1980 SMOOTH INTERPOLATION OF LARGE SETS OF SCATTERED
DATA, INTER.J. NUMER. METHODS IN ENG. 15,1691-1704
- FREDERICKSON, P. O.
1970 TRIANGULAR SPLINE INTERPOLATION, RPT.
6-70, LAKE AND UNIV.
- 1971 QUASI-INTERPOLATION, EXTRAPOLATION, AND APPROXIMATION
ON THE PLANE, CONF. NUMERICAL MATH., WINNIPEG, 159-167.
- FREEDEN, W. AND R. REUTER
1981 A CLASS OF MULTIDIMENSIONAL PERIODIC SPLINES,
MANUSCRIPTA MATH 24, 205-216.

- GOEL, J. J.,
1968 CONSTRUCTION OF BASIC FUNCTIONS FOR
NUMERICAL UTILIZATION OF RITZ'S METHOD,
NUMER. MATH. 12, 435-447
- GOLD, C. M., CHARTERS, T. D., AND RAMSDEN, J.
1977 AUTOMATED CONTOUR MAPPING USING TRIANGULAR
ELEMENT DATA STRUCTURES AND AN INTERPOLANT
OVER EACH IRREGULAR TRIANGULAR DOMAIN,
COMPUTER GRAPHICS 11, 170-175
- GOPFERT, W.
1977 INTERPOLATIONSERGEBNISSE MIT DER MULTIQUADRATISCHEN
METHODE, Z. F. VERMESSUNGSWESEN 102, 457-460.
- GORDON, W. J.
1971 BLENDING-FUNCTIONS METHODS OF BIVARIATE
AND MULTIVARIATE INTERPOLATION AND
APPROXIMATION, SIAM J. NUM. ANAL. 8,
158-177
- 1969 SPLINE-BLENDED SURFACE INTERPOLATION
THROUGH CURVE NETWORKS, J. MATH. MECH. 18,
- 1969 DISTRIBUTIVE LATTICES AND THE APPROXIMATION
OF MULTIVARIATE FUNCTIONS, IN APPROXIMATION
WITH SPECIAL EMPHASIS ON SPLINE FUNCTIONS,
ACD. PRESS, NY
- 1969 FREE-FORM SURFACE INTERPOLATION THROUGH CURVE
NETWORKS, GEN. MOTORS RES. RPT. GMR 921
- GORDON, W. C., AND C. A. HALL
1973 TRANSFINITE ELEMENT METHODS, BLENDING-
FUNCTION INTERPOLATION OVER ARBITRARY
CURVED ELEMENT DOMAINS, NUMER. MATH. 21,
109-129
- GORDON, W. J., AND P. F. RIESENFELD
1974 B-SPLINE CURVES AND SURFACES, AC. PRESS, NY
- GORDON, W. J., AND J. WINOM
1978 ON SHEPARD'S METHOD OF METRIC INTER-
POLATION TO SCATTERED BIVARIATE AND MULTI-
VARIATE DATA, MATH. COMP. 32, 253-264.
- GRANT, F
1957 A PROBLEM IN THE ANALYSIS OF GEOPHYSICAL
DATA, GEOPHYSICS 22, 309-344
- GREVILLE, T. N. E.
1961 NOTE ON FITTING OF FUNCTIONS OF SEVERAL
VARIABLES, SIAM J. APPL. MATH. 9, 109-115
- GUENTHER, R. B., AND E. L. ROFTMAN
1970 SOME OBSERVATIONS ON INTERPOLATION IN HIGHER
DIMENSIONS, MATH. COMP. 24, 517-522

209

HAKOPIAN, H.
 1982 ON MULTIVRIATE B-SPLINES, ORIGINAL PAPER OF POOR QUALITY

HALL, C. A.
 1969 BICUBIC INTERPOLATION OVER TRIANGLES, J. MATH. MECH. 19, 1-11

1973 NATURAL CUBIC AND BICUBIC SPLINE INTERPOLATION, SIAM J. NUMER. ANAL. 10, 1055-1060

HALLIDAY, J., J. F. WALL, AND W. D. JOYNER
 1972 REPORT ON MULTIVARIABLE CURVE FITTING USING FUNDAMENTAL SPLINES, RPT. MSN. 167 BRIT. AIRCRAFT

HANSON, R. J., J. R. RADBILL, AND C. L. LAWSON
 1972 WRITE-UP FOR SURF, CONTI, SPLVRI, JET PROPULSION LA., PASADENA

HARBAUGH, J. W., AND D. F. MERRIAM
 1968 COMPUTER APPLICATIONS IN STRATIGRAPHIC ANALYSIS, J. WILEY, NY

HARDER, R. L. AND DERMARIS, R. N.
 1972 INTERPOLATION USING SURFACE SPLINES JOURNAL OF AIRCRAFT 9, 189-197

HARDY, R. L.
 1971 MULTIQUADRIC EQUATIONS OF TOPOGRAPHY AND OTHER IRREGULAR SURFACES, J. GEOPHYSICAL RES. 76, 1905-1915

THE ANALYTICAL GEOMETRY OF TOPOGRAPHIC SURFACES, AMERICAN CONGR. ON SURVEYING AND MAPPING PROCEEDINGS, 32, 163-181

1972 ANALYTICAL TOPOGRAPHIC SURFACES BY SPACIAL INTERSECTION, PHOTOGRAMMETRIC ENG. 38, 452-458

1975 RESEARCH RESULTS IN THE APPLICATION OF MULTIQUADRATIC EQUATIONS TO SURVEYING AND MAPPING PROBLEMS, SURVEYING AND MAPPING 35, 321-332

1977 LEAST SQUARES PREDICTION, PHOTOGRAMMETRIC ENGINEERING AND REMOTE SENSING 43, 475-492

1978 THE APPLICATION OF MULTIQUADRIC EQUATIONS AND POINT MASS ANOMALY MODELS TO CRUSTAL MOVEMENT STUDIES, NOAA RPT. NOS 76 NGS 11.

HAUSSMAN, W.
 1970 TENSORPRODUKTE AND MEHRDIMENSIONALE IN-

1970 MEHRDIMENSIONALE HERMITE-INTERPOLATION IN ITERATIONSVERFAHREN, NUM. MATH. APPROX. 74., ISNM 15, 147-160

- 1974 ON MULTIVARIATE SPLINE SPLINE SYSTEMS,
J. APPROX. TH. 11, 285-305
- 1972 TENSORPRODUKTMETHODEN BEI MEHRDIMENSIONALER
INTERPOLATION, MATH. Z. 124, 191-198
- HAUSSMANN, W., AND H. B. KNOPP
DIVERGENZ UND KONVERGENZ ZWEIDIMENSIONALER
LAGRANGE-INTERPOLATION, TO APPEAR Z. ANGEW.
MATH. MECH.
- HAUSSMANN, W., AND H. J. MUNCH
1973 ON THE CONSTRUCTION OF MULTIVARIATE SPLINE
SYSTEMS, IN LORENTZ, ET AL 1973 , 373-378.
373-378
- HAYES, J. G.
1970 FITTING DATA IN MORE THAN ONE VARIABLE,
ATHLONE PRESS, LONDON, 84-97
- 1970 NUMERICAL APPROXIMATION TO FUNCTIONS AND DATA
ATHLONE PRESS, LONDON, 1970.
- 1974 NEW SHAPES FROM BICUBIC SPLINES, NPLNAC 58, ALSO
IN PROCEEDINGS OF CAD 74; INTERNATIONAL CONFERENCE
IN ENGINEERING AND BUILDING DESIGN, FICHE 36, ROW G,
INTERNATIONAL PUBLISHING COMPANY, LONDON.
- 1974 AVAILABLE ALGORITHMS FOR CURVE AND SURFACE FITTING,
IN EVANS 1974 , CHAPTER 12.
- 1974 NUMERICAL METHODS FOR CURVE AND SURFACE FITTING,
BULL INST. MATH. APPLICS., 144- .
- HAYES, J.G. AND J. HALLIDAY
1974 THE LEAST SQUARES FITTING OF CUBIC SPLINE SURFACES
TO GENERAL DATA SETS, J. INST. MATHS. APPLICS. 14,
89-103.
- HEAP, B.R.
1972 ALGORITHMS FOR THE PRODUCTION OF CONTOUR MAPS OVER
AN IRREGULAR TRIANGULAR MESH, NPL RPT. NAC 10.
- 1974 TWO FORTRAN CONTOURING ROUTINES, NPL NAC 47.
- HEAP, B.R. AND M.G. PINK
1969 THREE CONTOURING ALGORITHMS, NPL MATH RPT. 81.
- HEIN, G.W. AND K. LENZE
1982 CONCERNING ACCURACY AND ECONOMY OF VARIOUS INTERPOLA-
TION AND PREDICTION METHODS, DARMSTADT
- HEINDL, G.
1979 INTERPOLATION AND APPROXIMATION BY PIECEWISE POLY-
QUADRATIC C_1 -FUNCTIONS OF TWO VARIABLES, IN SCHEMPF &
ZELLER 1979 , 146-161.

- HERRON, G.J.
1979 TRIANGULAR AND MULTISIDED PATCH SCHEMES, THESIS, UNIV. UTAH.
- HESSING, R., H.K. LEE, A PIERCE, AND E.N. POWERS
1972 AUTOMATIC CONTOURING USING BICUBIC FUNCTIONS, GEOPHYSICS 37, 669-674.
- HOLROYD, M.T., AND B.K. BHATTACHARYYA
1970 AUTOMATIC CONTOURING OF GEOPHYSICAL DATA USING BICUBIC SPLINE INTERPOLATION, GEL. SURVEY CANADA PAPER NO. 70-55.
- HOLLIG, K.
1982 MULTIVARIATE B-SPLINES,
1982 A REMARK ON MULTIVARIATE B-SPLINES,
- HOPKINS, R. AND MOBLEY, W.
1978 RECENT DEVELOPMENTS IN AUTOMATED HYDROGRAPHIC AND BATHYMETRIC SURVEY SYSTEMS IN THE NATIONAL OCEAN SURVEY, OFFSHORE TECHNOLOGY CONFERENCE PROCEEDINGS, OTC3226
- HOSAKA, M.
1969 THEORY OF CURVE AND SURFACE SYNTHESIS AND THEIR SMOOTH FITTING, INFORMATION PROCESSING IN JAPAN 9, 60-68.
- JAKIMOVSKI, A. AND D.C. RUSSELL
1982 ON AN INTERPOLATION PROBLEM FOR FUNCTIONS OF SEVERAL VARIABLES AND SPLINE FUNCTIONS,
1979 ON AN INTERPOLATION PROBLEM AND SPLINE FUNCTIONS IN BECKENBACH 1978 ,
- JANCAITUS, J.R. AND J.L. JUNKINS
1973 MODELING IRREGULAR SURFACES, PHOTOGRAMMETRIC ENG. AND REMOTE SENSING 39, 413-420
1974 MODELING IN N-DIMENSIONS USING A WEIGHTING FUNCTION APPROACH, J. GEOPHYS. RES. 79, 3361-3366.
- JENTZSCH, G, G. LANGE, AND O. ROSENFACH
1974 ANWENDUNG DER SPLINE-FUNKTIONEN ZUR BEARBEITUNG GEOPHYSIKALISCHER MESSREIHEN, IN BAPNHILL & RIESENFELD 1974 , 99-115.
- JORDAN, T.L.
1964 SMOOTHING AND MULTIVARIABLE INTERPOLATION WITH SPLINES, LA 3137, LOS ALAMOS.
- JUNKINS, J.L., J.R. JANCAITIS, AND G.W. MILLER
1972 SMOOTH IRREGULAR CURVES, PHOTOGRAMMETRIC ENG. 38, 565-573.
- JUNKINS, J.L., G.W. MILLER, AND J.R. JANCAITIS
1973 A WEIGHTING FUNCTION APPROACH TO MODELING OF IRREGULAR SURFACES, J. GEOPHYS. RES. 78, 1794-1803.

- JUPP, D.L.B AND E.M. ADOMEIT
1981 SPATIAL ANALYSIS, AN ANNOTATED BIBLIOGRAPHY,
RPT. 81/2 CSIRO INST. BIOLOGICAL RES. CANBERRA.
- KAUFMANN, E.H. AND G.D. TAYLOR
1975 UNIFORM RATIONAL APPROXIMATION OF FUNCTIONS OF
SEVERAL VARIABLES, INT. J. NUMER. METH. IN ENG. 9,
297-323
- KATZ, I.N.
1977 INTEGRATION OF TRIANGULAR FINITE ELEMENTS CONTAINING
CORRECTIVE RATIONAL FUNCTIONS, INT. J. NUM. METH. ENGG.
11, 107-114
- KERGIN, P.
1982 A NATURAL INTERPOLATION OF CK FUNCTIONS, J. APPROX. TH.
- KRIGE, D.G.
1976 SOME BASIC CONSIDERATIONS IN THE APPLICATION OF
GEOSTATISTICS TO THE VALUATION OF ORE IN SOUTH
AFRICAN GOLD MINES, J. SOUTH AFRICAN INST. MINING
AND METALLURGY 76, 383-391.
- KOCH, K.P.
1973 DIGITALES GELANDEMODELL UND AUTOMATISCHE HOHENLINIEN-
ZEICHNUNG, Z. VERMESSUNGSWESEN 8, 346-352.
- KOCHEVAR, P.D.
1982 A MULTIDIMENSIONAL ANALOGUE OF SCHOENBERG'S SPLINE
APPROXIMATION METHOD, MS THESIS, UNIV. UTAH
- KOELLING, M.E.V., AND E.H.T. WHITTEN
1973 FORTRAN IV PROGRAM FOR SPLINE SURFACE INTERPOLATION
AND CONTOUR MAP PRODUCTION, GECCOMPROGRAMS 9,1-12
- KRUMBEIN, W. C.
1959 TREND SURFACE ANALYSIS OF CONTOUR-TYPE MAPS WITH
IRRREGULAR CONTROL-POINT SPACING, J. GEOPHYSICAL
RES. 64, 823-834.
- 1966 A COMPARISON OF POLYNOMIAL AND FOURIER MODELS
IN MAP ANALYSIS, REPORT 2, 388-078, ONR
- KRATZER, D.H.
1980 COMPUTER AIDED SURFACE GENERATION, M.S. THESIS,
CAL POLY.
- KUBIK, K
1970 THE ESTIMATION OF THE WEIGHTS OF MEASURED QUANTITIES
WITHIN THE METHOD OF LEAST SQUARES, BULL GEODESIQUE
95, 21-40.
- 197 APPROXIMATION OF MEASURED DATA BY PIECEWISE BICUBIC
POLYNOMIAL FUNCTIONS, MS.
- KUBIK, K. B. KUNJI, AND J. KURE
1968 A COMPUTER PROGRAMME FOR HEIGHT BLOCK ADJUSTMENT,
ITC RPT. DELFT.

- LANCASTER, P.
1979 MOVING WEIGHTED LEAST-SQUARES METHODS, IN SAHNEY 1979 ,
103-120.
- LANCASTER, P. AND K. SAUKAUSKAS
198 SURFACES GENERATED BY MOVING LEAST SQUARES METHOD,
UNIV. CALGARY
- LAWSON, C.L.
1972 GENERATION OF A TRIANGULAR GRID WITH APPLICATION
TO CONTOUR PLOTTING, JPL 299
- 1976A C-1 COMPATIBLE INTERPOLATION OVER A TRIANGLE,
JPL 33-770
- 1976B INTEGRALS OF A C1 COMPATIBLE TRIANGULAR SURFACE
ELEMENT, JPL 33-808
- 1977 SOFTWARE FOR C1 SURFACE INTERPOLATION, IN RICE 1977 ,
161-194.
- 1982 C1 SURFACE INTERPOLATION FOR SCATTERED DATA ON A
SPHERE,
- LEE, CARL W.
1981 TRIANGULATING THE D-CUBE, RC 8963, IBM.
- LEE, D.T.
1981 FINDING INTERSECTION OF RECTANGLES BY RANGE SEARCH,
RC 9071, IBM.
- LODWICK, G.D. AND J. WHITTLE
1970 A TECHNIQUE FOR AUTOMATIC CONTOURING FIELD SURVEY
DATA, AUSTRAL. COMPUTER J. 2, 104-109
- LYCHE, T. AND L.L. SCHUMAKER
1975 LOCAL SPLINE APPROXIMATION METHODS, J. APPROX. TH.
15, 294-325.
- MANGERON, D.
1932 SOPRA UN PROBLEMA AL CONTORNO..., REND. ACAD. SCI. FIS.
MAT. NAPOLI 2, 28-40.
- MANSFIELD, L.E.
1971 ON THE OPTIMAL APPROXIMATION OF LINEAR FUNCTIONALS IN
SPACES OF BIVARIATE FUNCTIONS, SIAM J. NUMER. ANAL. 8,
115-126.
- 1972 ON THE VARIATIONAL CHARACTERIZATION AND CONVERGENCE OF
BIVARIATE SPLINES, NUMER. MATH. 20, 99-114.
- 1972 OPTIMAL APPROXIMATION AND ERROR BOUNDS IN SPACES OF
BIVARIATE FUNCTIONS, J. APPROX. TH. 5, 77-96.
- 1974 ON THE VARIATIONAL APPROACH TO DEFINING SPLINES ON
L-SHAPED REGIONS, J. APPROX. TH. 12, 99-112.

- 1976 INTERPOLATION TO BOUNDARY DATA IN TRIANGLES WITH APPLICATION TO COMPATIBLE FINITE ELEMENTS, IN LORENTZ, CHUI, & SCHUMAKER 1976 , 449-456.
- MARECHAL, A. AND J. SERRA
1970 RANDOM KRIGING, IN GEOSTATISTICS, MERRIAM E., PLENUM PRESS, 91-112.
- MARLOW, S.M. AND M.J.D. POWELL
1972 A FORTRAN SUBROUTINE FOR DRAWING A CURVE THROUGH A GIVEN SEQUENCE OF DATA POINTS, RPT. R 7092, A.E.R.E. HARWELL.
1976 A FORTRAN SUBROUTINE FOR PLOTTING THE PART OF A CONIC THAT IS INSIDE A GIVEN TRIANGLE, A.E.R.E. HARWELL, R-9336
- MATHERON, G.
1970 RANDOM FUNCTIONS AND THEIR APPLICATIONS IN GEOLOGY, IN MERRIAM 1970 , 79-87.
- MAUDE, A.D.
1973 INTERPOLATION - MAINLY FOR GRAPH PLOTTERS, COMPUT. J. 16, 64-65
- MCCONALOGUE, D.J.
1971 AN AUTOMATIC FRENCH-CURVE PROCEDURE FOR USE WITH AN INCREMENTAL PLOTTER, COMPUT. J. 14, 207-209.
- MCLAIN, D.H.
1974 DRAWING CONTOURS FROM ARBITRARY DATA POINTS, COMP. J. 17, 318-324
COMPUT J. 17, 318-324
1976 TWO DIMENSIONAL INTERPOLATION FROM RANDOM DATA, COMPUT. J. 19, 178-181 (SEE ERATA, 384)
- MEINGUET, J.
1979 MULTIVARIATE INTERPOLATION AT ARBITRARY POINTS MADE SIMPLE, ZEITSCHRIFT ANGEWANDTE MATH. PHYSIK 30, 292-304
1979 AN INTRINSIC APPROACH TO MULTIVARIATE SPLINE INTERPOLATION AT ARBITRARY POINTS, IN SAHNEY 1979 , 163-190.
- MERRIAM, D.F.
1969 COMPUTER APPLICATIONS IN THE EARTH SCIENCES, ED., PLENUM PRESS, NEW YORK.
- MICCHELLI, C.A.
1979 ON NUMERICALLY EFFICIENT METHOD FOR COMPUTING MULTIVARIATE B-SPLINES, IN SCHEMPF & ZELLER 1979 ,
1982 A CONSTRUCTIVE APPROACH TO KERGIN INTERPOLATION IN RK: MULTIVARIATE B-SPLINES AND LAGRANGE INTERPOLATION, ROCKY MT. J. MATH.,

- MICCHELLI, C.A. AND P. MILMAN
1982 A FORMULA FOR KERGIN INTERPOLATION IN RK, J. APPROX. TH.
- MITCHELL, A.R.
1973 INTRODUCTION TO THE MATHEMATICS OF FINITE ELEMENTS,
IN WHITEMAN 1973 , 37-58.
- MITCHELL, A.R. AND G.M. PHILLIPS
1972 CONSTRUCTION OF BASIS FUNCTIONS IN THE FINITE ELEMENT
METHOD, NORD. TIDSKR. INFORM. BIT 12, 81-89.
- MOELLER, H.M.
1980 LINEAR ABHANGIGE PUNKTFUNKTIONALE BEI ZWEIDIMENSIONALEN
INTERPOLATIONS- UN APPROXIMATIONSPROBLEMEN, MATH. Z
183, 35-49.
- MONTES, L.P. AND F. UTRERAS DIAZ
1978 UN ENSEMBLE DE PROGRAMMES FOU L'INTERPOLATION DES
FONCTIONS, PAR DES FONCTIONS SPLINE DU TYPE PLAQUE
MINCE, RPT. 140, GRENOBLE.
- MORGAN, J. AND R. SCOTT
1975 A NODAL BASIS FOR C1 PIECEWISE POLYNOMIALS IN TWO
VARIABLES, MATH. COMP. 29, 736-740.
- 197 THE DIMENSION OF THE SPACE OF C1 PIECEWISE POLYNOMIALS,
H.S.
- MUNTEANU, M.J.
1973 GENERALIZED SMOOTHING SPLINE FUNCTIONS FOR OPERATORS,
SIAM J. NUMER. ANAL. 10, 28-34.
- 1973 ON THE CONSTRUCTION OF MULTIDIMENSIONAL SPLINES, IN
MEIR & SHARMA 1973 , 235-265.
- MUNTEANU, M.J. AND L.L. SCHUMAKER
1974 SOME MULTIDIMENSIONAL SPLINE APPROXIMATION METHODS,
J. APPROX. TH. 10, 23-40.
- NICOLAIDES, R A.
1972 ON THE CLASS OF FINITE ELEMENTS GENERATED BY LAGRANGE
INTERPOLATION, SIAM J. NUMER. ANAL. 9, 435-445.
- 1973 ON A CLASS OF FINITE ELEMENTS GENERATED BY LAGRANGE
INTERPOLATION, II, SIAM. J. NUMER. ANAL. 10, 182-189.
- NIELSON, G.
1970 SURFACE APPROXIMATION AND DATA SMOOTHING USING
GENERALIZED SPLINE FUNCTIONS, THESIS, UNIV. UTAH.
- 1973 BIVARIATE SPLINE FUNCTIONS AND THE APPROXIMATION
OF LINEAR FUNCTIONALS, NUMER. MATH. 21, 138-160.
- 1974 MULTIVARIATE SMOOTHING AND INTERPOLATION SPLINES,
SIAM J. NUMER. ANAL. 11, 435-446.
- 1981 MINIMUM NORM INTERPOLATION IN TRIANGLES,
SIAM J. NUMER. ANAL. 17, 44-62.

- 198 A METHOD FOR INTERPOLATION SCATTERED DATA BASED UPON
A MINIMUM NETWORK,
- NORCLIFF, G.B.
1969 ON THE USE AND LIMITATIONS OF TREND SURFACE MODELS,
CANADIAN GEOGRAPHER 13, 338-348.
- OLEA
1974 OPTIMAL CONTOUR MAPPING USING UNIVERSAL KRIGING,
J. GEOPHYSICAL RES. 78, 695-702.
- PELTO, C., T. ELKINS, AND H. BOYD
1968 AUTOMATIC CONTOURING OF IRREGULARLY SPACED DATA,
GEOPHYSICS 33, 424-430.
- PEUCKER, T. K., FOWLER, R. J., AND LITTLE, J. J. AND MARK, D.M.
1976 DIGITAL REPRESENTATION OF THREE-DIMENSIONAL
SURFACES BY TRIANGULATED IRREGULAR NETWORKS,
REPORT 10, ONR
- PILCHER, D.T.
1974 SMOOTH PARAMETRIC SURFACES, IN BARNHILL & RIESENFELD
1974 , 237-254.
- PIVAVAROVA, N.B. AND T.B. PUKNACHEVA
1975 SMOOTHING EXPERIMENTAL DATA WITH LOCAL SPLINES,
SEM. NUM. METHODS APPL. MATH., NOVOSIBIRSK.
- PICKRELL, ALAN J.
1979 REPRESENTATION OF HYDROGRAPHIC SURVEYS AND OCEAN
BOTTOM TOPOGRAPHY BY ANALYTICAL MODELS, THESIS,
NAVAL POSTGRADUATE SCHOOL
- POEPPELMEIER, C. C.
1975 A BOOLEAN SURF INTERPOLATION SCHEME TO
RANDOM DATA FOR COMPUTER AIDED GEOMETRIC
DESIGN, THESIS
- PREPARATA, F.P. AND S.J. HONG
1977 CONVEX HULLS OF FINITE SETS OF POINTS IN TWO AND
THREE DIMENSIONS, COMMUN. ACM 20, 87-93
- POWELL, M.J.D.
1974 PIECEWISE QUADRATIC SURFACE FITTING FOR CONTOUR
PLOTING, IN EVANS 1974
- 1976 NUMERICAL METHODS FOR FITTING FUNCTIONS OF TWO
VARIABLES, IN
- POWELL, M.J.D. AND M.A. SABIN
1977 PIECEWISE QUADRATIC APPROXIMATIONS ON TRIANGLES
ACM TOMS 3, 316-325.
- PRENTER, P.M.
1971 LAGRANGE AND HERMITE INTERPOLATION IN BANACH SPACES,
J. APPROX. TH. 4, 419-432.
- 1971 LAGRANGE AND HERMITE INTERPOLATION IN BANACH SPACES,
1975 SPLINES AND VARIATIONAL METHODS, WILEY-INTERSCIENCE,
NEW YORK.

- PRICE, J.F. AND R.H. SIMONSEN
1962 VARIOUS METHODS AND COMPUTER ROUTINES FOR APPROXIMATION,
CURVE FITTING AND INTERPOLATION, BOEING RPT. D1-82-0151
- RABINOWITZ, P.
1968 APPLICATIONS OF LINEAR PROGRAMING TO NUMERICAL ANALYSIS,
SIAM REV. 10, 121-159.
1970 MATHEMATICAL PROGRAMMING AND APPROXIMATION, IN TALBOT
1970 , 217-231.
- RAYNAUD, H.
1970 SUR L'ENVELOPE CONVEX DES NUAGES DE POINTS ALEATOIRES
DANS RN, J. APPL. PROB. 7, 35-48
- REILLY, W.I.
1969 CONTOURING GRAVITY ANOMALY MAPS BY DIGITAL PLOTTER
NEW ZEALAND J. GEOL. GEOPHY. 12, 628-632.
- RIESENFELD, R.
1973 APPLICATIONS OF B-SPLINE APPROXIMATION TO GEOMETRIC
PROBLEMS OF COMPUTER-AIDED DESIGN, THESIS, UNIV. UTAH
- RENDU, JEAN MICHEL
1980 DISJUNCTIVE KRIGING: COMPARISON OF
THEORY WITH ACTUAL RESULTS, MATH. GEO. 12,
305-320
- RENYI, A. AND P. SULANKE
1963 UBER DIE CONVEXE HULLE VON ZUFALLIG GEWAHLTEN PUNKTEN,
I., Z. WAHR. 2, 75-84
1964 UBER DIE CONVEXE HULLE VON ZUFALLIG GEWAHLTEN PUNKTEN,
II., Z. WAHR. 3, 138-148
- RHYNBUPGER, D.
1973 ANALYTIC DELINEATION OF THIESSEN POLYGONS, GEOGRAPH.
ANAL. 5, 133-144
- RITCHIE, S.I.M.
1978 SURFACE REPRESENTATION BY FINITE ELEMENTS, MS. THESIS,
UNIV. CALGARY.
- RITTER, K.
1969 TWO DIMENSIONAL SPLINES AND THEIR EXTREMAL PROPERTIES,
Z. ANGEW. MATH. MECH. 49, 597-608.
1970 TWO-DIMENSIONAL SPLINE FUNCTIONS AND BEST APPROXIMATIONS
OF LINEAR FUNCTIONALS, J. APPROX. TH. 3, 352-368.
- ROBINSON, J.E. H.A.K. CHARLESWORTH, AND M.J. ELLIS
1969 STRUCTURAL ANALYSIS USING SPATIAL FILTERING IN
INTERIOR PLANES OF SOUTH-CENTRAL ALBERTA, AMER. ASSOC.
PETROL. GEOL. BULL. 53, 2341-2367.
- ROSEN, J.B.
1971 MINIMUM ERROR BOUNDS FOR MULTIDIMENSIONAL SPLINE
APPROXIMATION, J. COMPUT. SYS. SCI. 5, 430-452.

- SABLONNIERE, P
1981 DE L'EXISTENCE DE SPLINE A SUPPORT BORNE SUR UNE TRIANGULATION EQUILATERALE DU PLAN, ANO-30, U.E.R. D'I.E.E.A.-- UNIV. DE LILLE I.
- SABIN, M.A.
1980 CONTOURING -- A REVIEW OF METHODS FOR SCATTERED DATA, IN BRODLIE 1980 , 63-65.
- SALZER, H.E.
NOTE ON INTERPOLATION FOR A FUNCTION OF SEVERAL VARIABLES, BULL. AMER. MATH. SOC. 51, 279-280.
1957 NOTE ON MULTIVARIATE INTEPPOLATION FOR UNEQUALLY SPACED ARGUMENTS, WITH APPLICATION TO DOUBLE SUMMATION, SIAM J. APPL. MATH. 5, 254-262.
1971 FORMULAS FOR BIVARIATE HYPEROSCULATORY INTERPOLATION, MATH. COMP. 25, 119-133.
- SARD, A.
1973 APPROXIMATION BASED ON NONSCALAR OBSERVATIONS, J. APPROX. TH. 8, 315-334.
1974 INSTANCES OF GENERALIZED SPLINES, IN BOHMER, MEINARDUS, & SCHEMPP 1974 , 215-241.
- SALKAUSKAS, K.
1982 C1 SPLINES FOR INTERPOLATION OF RAPIDLY VARYING DATA,
- SCHABACK, R.
1974 KILLOKATION MIT MEHRDIMENSIONALEN SPLINE FUNKTIONEN. IN ANSORGE & TORNIG 1974 , 291-300.
- SCHLOSSEP, K.H.
1974 MEHRDIMENSIONALE SPLINE-INTERPOLATION MIT HILFE DER METHODS VON SARD, IN BARNHILL & RIESENFELD 1974 , 247-264.
- SCHOENBERG, I.J.
1973 SPLINES AND HISTOGRAMS, IN MEIR & SHARMA 1973 ,277-327.
- SCHULTZ, M.H.
1969 L-INFINITY-MULTIVARIATE APPROXIMATION THFORY, SIAM J. NUMER. ANAL. 6, 161-183.
1969 MULTIVARIATE L-SPLINE INTERPOLATION, J. APPROX. TH. 2, 127-135.
1973 SPLINE ANALYSIS, PRENTICE-HALL, ENGLEWOOD CLIFFS, N.J.
1973 ERROR BOUNDS FOR A BIVAPIATE INTERPOLATION SCHEME, J. APPROX. TH. 8, 185-194.
- SCHUNAKER, L.L
1976 FITTING SURFACES TO SCATTERED DATA, IN LORENTZ, CHUI & SCHUMAYER 1976 ,
1979 ON THE DIMENSION OF SPACES OF PIECEWISE POLYNOMIALS IN TWO VARIABLES, IN SCHEMPP & ZELLER 1979 , 396-412.

- 1981 SPLINE FUNCTIONS: BASIC THEORY, WILEY-INTERSCIENCE.
- SCHUT, G.H.
1974 TWO INTERPOLATION METHODS, PHOTOGRAMM. ENG.
40, 1447-1453
- SEITELMAN, L.H.
1982 NEW USER-TRANSPARENT EDGE CONDITIONS FOR BICUBIC
SPLINE SURFACE FITTING, SIAM
- SHEPARD, D.
1968 A TWO DIMENSIONAL INTERPOLATION FUNCTION FOR IRREGULARLY
SPACED DATA, PROC. 23RD NAT. CONF ACM, 517-524
- SHU, H. S. HORI, W.F. MANN, AND R.N. LITTLE
1970 THE SYNTHESIS OF SCULPTURED SURFACES, IN NUMERICAL
CONTROL PROGRAMMING LANGUAGES, NORTH-HOLLAND, AMSTER-
DAM, 358-375.
- SOMMER, H.
1969 ALTERNANTEN BEI GLEICHMAASSIGER APPROXIMATION MIT
ZWEI-DIMENSIONALE SPLINEFUNKTIONEN, IN BARNHILL &
RIESENFELD 1974 , 339-370.
- SPATH, H.
1969 TWO-DIMENSIONAL GLATTE INTERPOLATION, COMPUTING 4,
178-182.
- 1969 ALGORITHMUS 10 -- ZWEIDIMENSIONALE GLATTE INTERPOLA-
TION, COMPUTING 4,
- 1971 TWO DIMENSIONAL EXPONENTIAL SPLINES, COMPUTING 7,
364-369.
- 1974 SPLINE ALGORITHMS FOR CURVES AND SURFACES, W.D. FOSKINS
AND H.W. SAGER, TRANS., UTILITAS MATH. PUBL, WINNIPEG.
- STEFFENSEN, J.L.
1927 INTERPOLATION, WILLIAMS AND WILKINS, BALTIMORE.
- STILLER, P.F.
1982 CERTAIN REFLEXIVE SHEAVES ON P^2 AND A PROBLEM IN
APPROXIMATION THEORY, TAMU
- STRANG, G.
1974 THE DIMENSION OF PIECEWISE POLYNOMIALS, AND ONE-
SIDED APPROXIMATION, IN SPRINGER VERLAG LN 363,
144-152.
- STRANG G. AND J. FIX.
1973 AN ANALYSIS OF THE FINITE ELEMENT METHOD. PRENTICE-
HALL, ENGLEWOOD CLIFFS, N.J.
- SUNKEI, H.
1977 A FORTRAN IV PROGRAM TO CALCULATE AND PLOT
ISOLINES, MITT. DER GEOD. INST. DER TU GRAZ
26, 39-63
MATH. SOFTWARE 3. 161-194

- 1977 DIE DARSTELLUNG GEODATISCHER INTEGRALFORMELN DURCH
BIKUBISCHE SPLINE-FUNKTIONEN, MITT. DER GEOD. INST.
TU GRAZ, 28.
- THATCHER, H.C., JR.
1960 DERIVATION OF INTERPOLATION FORMULAS IN SEVERAL
INDEPENDENT VARIABLES, ANNAL. OF THE NEW YORK ACAD.
OF SCIENCES 86, 758-775.
- THATCHER, H.C. AND W.E. MILNE
1960 INTERPOLATION IN SEVERAL VARIABLES, SIAM J. APPL.
MATH. 8, 33-42.
- THEILHEIMER, F. AND W. STARKWEATHER
1961 THE FAIRING OF SHIP LINES ON A HIGH-SPEED COMPUTER,
MATH. COMP. 15, 338-355.
- THIRAN, J.P. AND P. DEFERT
1982 WEAK MINIMAL H-SETS FOR POLYNOMIALS IN TWO VARIABLES,
SIAM J. NUMER. ANAL.
- THIRAN, J.P., PH. DEFERT, AND E. PANIER
1982 ON H-SETS IN BIVARIATE RATIONAL APPROXIMATION, J.
APPROX. TH.
- THOMANN, JEAN
1970 DETERMINATION ET CONSTRUCTION DE FONCTIONS SPLINE A
DEUX VARIABLES DEFINES SUR UN DOMAINE RECTANGULAIRE OU
CIRCULAIRE, THESIS, LILLE.
- 1970 OBTENTION DE LA FONCTION SPLINE D'INTERPOLATION A 2
VARIABLES SUR UN DOMAINE RECTANGULAIRE OU CIRCULAIRE,
IN PROC. ALGOL EN ANALYSE NUMERIQUE II, CENTRE NAT.
DE LA RECHERCHE SCI., PARIS, 83-94.
- TOBLER, W.R.
1967 OF MAPS AND MATRICES, J. REGIONAL SCI. 7, 275-280.
- VITTITOW, W.L.
~~1972~~ INTERPOLATION TO ARBITRARILY SPACED DATA, THESIS,
UNIV. UTAH.
- WACHSPRESS, E.L.
1971 A RATIONAL BASIS FOR FUNCTION APPROXIMATION, PART 2,
J. INST. MATH. APPL. 11, 83-104.
- 1975 A RATIONAL FINITE ELEMENT BASIS, ACADEMIC PRESS, NEW
YORK.
- WAHBA, G.
1975 A CANONICAL FORM FOR THE PROBLEM OF ESTIMATING SMOOTH
SURFACES, RPT. 420, UNIV. WISC. STAT.
- ~~1978~~ IMPROPER PRIORS, SPLINE SMOOTHING, AND THE PROBLEM OF
GUARDING AGAINST MODEL ERRORS IN REGRESSION, RPT. 508,
UNIV. WISC. STAT.
- 1978 INTERPOLATING SURFACES: HIGH ORDER CONVERGENCE RATES
AND THEIR ASSOCIATED REGIONS

- 1979 HOW TO SMOOTH CURVES AND SURFACES WITH SPLINES AND CROSS-VALIDATION, TR 555, U.W. STAT.
- 1982 NUMERICAL EXPERIMENTS WITH THE THIN PLATE HISTOSPLINE, COMMUN. STATIST., SERIES A,
- WANG, D.W., I.N. KATZ, AND B.A. SZABO
1982 IMPLEMENTATION OF A C1 TRIANGULAR ELEMENT BASED ON THE P-VERSION OF THE FINITE ELEMENT METHOD,
- WANG, R.H.
1975 THE STRUCTURAL CHARACTERIZATION AND INTERPOLATION FOR MULTIVARIATE SPLINES, ACTA MATH. SINICA 18, 91-106.
- 1979 ON THE ANALYSIS OF MULTIVARIATE SPLINES IN THE CASE OF ARBITRARY PARTITION, SCI. SINICA (MATH. I.), 215-226.
- 1980 ON THE ANALYSIS OF MULTIVARIATE SPLINES IN THE CASE OF ARBITRARY PARTITION II, NUM. MATH. OF CHINA 2, 78-81.
- WANG, R.H., S.Z. LIANG, AND Y.S. CHOU
1982 APPROXIMATION OF FUNCTIONS OF SEVERAL VARIABLES (IN CHINESE, SCIENCE PRESS, PEKING.
- WEINSTEIN, S.E.
1969 APPROXIMATION OF FUNCTIONS OF SEVERAL VARIABLES: PRODUCT CHEBYCHEV APPROXIMATIONS, J. APPROX. TH. 2, 433-447.
- WHAPLES, G.W.
1958 A NOTE ON DEGREE n INDEPENDENCE, SIAM J. APPL. MATH. 6, 300-301.
- WHITEMAN, J.R.
1973 THE MATHEMATICS OF FINITE ELEMENTS, ACADEMIC PRESS, LONDON.
- WHITEN, W.J.
1971 THE USE OF MULTI-DIMENSIONAL CUBIC SPLINE FUNCTIONS FOR REGRESSION AND SMOOTHING, AUSTRAL. COMPUT. J. 3, 81-88.
- WHITTEN, E. H. T.
1969 TRENDS IN COMPUTER APPLICATIONS IN STRUCTURAL GEOLOGY, IN COMPUTER APPLICATIONS IN THE EARTH SCIENCES, PLENUM PRESS, NEW YORK, 233-249.
- 1970 ORTHOGONAL POLYNOMIAL TREND SURFACES FOR IRREGULARLY SPACED DATA, MATH.GEOLOGY 2, 141-151
- 1971 MORE ON IRREGULARLY SPACED DATA AND ORTHOGONAL POLYNOMIAL TREND SURFACES, INT. ASSOC. MATH. GEOL. J. 4, 83.
- 1974 SCALAR AND DIRECTIONAL FIELD AND ANALYTICAL DATA FOR SPATIAL VARIABILITY STUDIES, MATH. GEOL. 6, 183-198.
- 1974 ORTHOGONAL POLYNOMIAL CONTOURED TREND-SURFACE MAPS FOR IRREGULARLY SPACED DATA. TR. 2. GEOL DEPT NORTHWESTERN UNIV

End of Document