

N O T I C E

THIS DOCUMENT HAS BEEN REPRODUCED FROM
MICROFICHE. ALTHOUGH IT IS RECOGNIZED THAT
CERTAIN PORTIONS ARE ILLEGIBLE, IT IS BEING RELEASED
IN THE INTEREST OF MAKING AVAILABLE AS MUCH
INFORMATION AS POSSIBLE

GRANT - AMES

43 P.

IN - 17533

Final Report

to

NASA - AMES RESEARCH CENTER

Contract Award No. NASA NAG2-304

for

**A SURVEY OF THE STATE OF THE ART AND
FOCUSED RESEARCH IN RANGE SYSTEMS - TASK I**

(NASA-CR-176900) A SURVEY OF THE
STATE-OF-THE-ART AND FOCUSED RESEARCH IN
RANGE SYSTEMS, TASK 1 Final Report
(California Univ.) 43 p

N86-29118

CSCI 17B

Unclas

G3/32

43448

Principal Investigator

Jim K. Omura, Professor

**Electrical Engineering Department
University of California at Los Angeles
Los Angeles, California USA**

July 1986

ABSTRACT

This final report presents our latest research activity in voice compression. We have designed a non-real time simulation system that is implemented around an IBM-PC where the IBM-PC is used as a speech work station for data acquisition and analysis of voice samples. A real-time implementation is also proposed. This real-time Voice Compression Board (VCB) is architected around the Texas Instruments TMS-3220.

The voice compression algorithm investigated here was described in an earlier report titled, "Low Cost Voice Compression for Mobile Digital Radios," by the author. We will assume the reader is familiar with the voice compression algorithm discussed in this report. The VCB compresses speech waveforms at data rates ranging from 4.8 K bps to 16 K bps. This board interfaces to the IBM-PC 8-bit bus, and plugs into a single expansion slot on the mother board.

SUMMARY OF RESEARCH

1. Speech Work Station

To provide an inexpensive speech work station, we selected the IBM-PC. With the large pool of software/hardware available for this personal computer, a completely self-contained speech work station was integrated.

Data acquisition hardware necessary for the speech work station must be composed of the following modules:

- .12-bit A/D module with minimum 40 microsecond conversion time
- .12-bit A/D module with minimum 20 microsecond settling time

The following features are required:

- .Programmable input gain: ranging 2,4,8
- .Single Differential input channel
- .Programmable sampling rate
- .Fully compatible with IBM Personal Computer

We decided to use the Data Translation (Marlborough, Massachusetts) DT-2801A, a single board analog and digital I/O system for the IBM-PC. This board contains all of the above modules and has 16 single-ended or 8 differential A/D input channels.

Software drivers for this board are available from numerous vendors. We decided to use the Interactive Laboratory System (ILS) software package for the IBM-PC. This software package is developed by the Signal Technology Corp. (Goleta, California). ILS performs numerous functions in a variety of areas including: signal display, spectral analysis, display and editing functions.

An analog interface circuitry was designed to interface a microphone to a single differential input channel for the A/D operation, and a speaker to a single D/A channel.

Voice compression experiments are performed by first sampling the input speech waveform. The speech samples are stored on the hard disk drive. A program was written to translate the ILS sampled data files to standard ascii character files. This file is then transferred via the serial RS-232 port on the IBM-PC to the Vax 11/750. Another program converts this ascii file to a binary packed format. The voice compression program reads this input file, and creates an output file which contains the synthesized compressed speech samples. This file is translated from the binary packed format to ascii format, and then transferred to the IBM-PC. This ascii file is translated into an ILS sample data file. The compressed speech may now be played on the speaker by performing D/A operation on this file.

In Fig. (1) we have shown this development environment.

We shall now discuss the experimental results that we have obtained by using this development station.

2. Description of Experiments

In the course of our experiments, we evaluated several different variations of the voice compression algorithm, namely,

1. Filter Coefficient Smoothing
2. Automatic Gain Control
3. Fixed Point Implementation
4. Parameter Quantization

Filter Coefficient Smoothing: In this version, the filter coefficients during each sampling period are smoothed by linear interpolation. This is done for extension filtering of the tree search algorithm, and the synthesis filter.

Automatic Gain Control: In this version, a gain factor is used to scale consecutive samples of the same value, i.e.,

$$g_1 = \begin{cases} ca_{1-1}; & \text{if } a_1 = a_{1-1} \\ 1 & ; \text{ otherwise} \end{cases}$$

This gain is used in both extension filtering and synthesis filter.

Fixed Point Implementation: To implement the voice compression algorithm on a digital signal processor, it is necessary to perform all the arithmetic in the field of real integers modulo 2^{16} .

Parameter Quantization: To transmit the filter coefficients over the communication channel, it is necessary to quantize the filter coefficients (Total of 8) using a parameter quantization scheme as described in the previous report.

In the enclosed appendix we have included a set of experiments that we have performed. In Experiments 101 through 107, the speech waveforms for the duration of each utterance is displayed. Furthermore, the spectrum and the waveform for different segments of each utterance is also depicted.

3. Summary of Our Experiments

Filter smoothing does smooth the compressed voice signal. However, it degrades the intelligibility of high frequency, low amplitude (ex. nasal consonants) signals.

The compressed voice is extremely sensitive to the constant gain coefficients. A gain value of 1.2 resulted in the best performance. The vowels were slightly distorted using this technique.

The results of the Integer implementation of the voice compression algorithm were quite exciting. We found no loss in performance when 16-bit resolution with proper scaling was used.

Parameter quantization resulted in negligible loss of performance.

Based on our observations and the results of our experiments, one may conclude that from the waveform tracking viewpoint of the tree search algorithm, this algorithm performs quite well. The reconstructed speech waveform closely tracks the original speech waveform. There is, however, some tracking error for high frequency components (3 KHz and above). From the spectrum of the reconstructed speech, it is clear that the spectrum of the synthesized speech and original speech resemble each other. It is, however, difficult to extract the signal-to-noise ratio directly from the spectrum.¹

From the intelligibility viewpoint, this voice compression algorithm performs quite well. And given our integer implementation of this algorithm, we have shown the viability of building a VCP using a digital signal processor with 16-bits of resolution.

[1] It would be more appropriate to compute spectrogram for these waveforms, rather than the three-dimensional spectrum. Unfortunately, we did not have this facility.

4. Real-Time Voice Compression Board

The primary candidates for the real-time processor were Fujitsu MB-8764 and Texas Instruments TMS-32020. MB-8764 was rejected, based on a comparison of the instruction set and the available support for this processor.

In Fig. (2) we show the architecture for a real-time voice compression processor. A standard IBM-PC wire wrap board, which plugs into the IBM-PC bus is used to build the prototype for the VCB.

At initialization time all the programs are down-loaded via the IBM-PC bus into the global two-port memory. Each processor then copies the proper segment of each task into its local RAM.

Based on the computational complexity of the voice compression algorithm, it has been determined that to implement the voice compression algorithm in real-time, it requires at least two TMS-32020 to execute the algorithm. For this reason the algorithm is broken down in two segments. The analysis filter processor performs the whitening operation and outputs the residue sequence. And the filter coefficients are computed. The second processor performs all the tree filtering algorithm and the reconstruction filter.

All task synchronizations are performed via mailboxes resident in the global memory. The second processor lags behind the first processor by a full frame cycle (10 msec). The operation of the two processors is completely overlapped.

All of the results from the analysis filter are copied from the local RAM to the global RAM. The second processor reads this block of data from the global RAM and copies it into its local RAM. The output of the second processor is binary-packed data, and quantized parameters. These results are accessible from the PC-Bus. The host processor (Intel 8088) may access these results from the PC-Bus and transmit them through the serial RS-232C port, which can be transmitted via a modem to the circuit-switched telephone lines.

The serial bus on the first TMS-32020 is used for A/D operation, and the serial bus on the second processor is used for the D/A operation. This off-loads the processor memory bandwidth.

The real-time implementation of the voice compression algorithm was outlined. Some experimental results of the variation of the voice compression algorithm were stated. These results showed the tracking performance of the voice compression algorithm.

This report confirms the feasibility of building a VCB using two TMS-32020. This board may be used for low-cost digital mobile voice terminal which can interface to the telephone line or other transmission mediums.

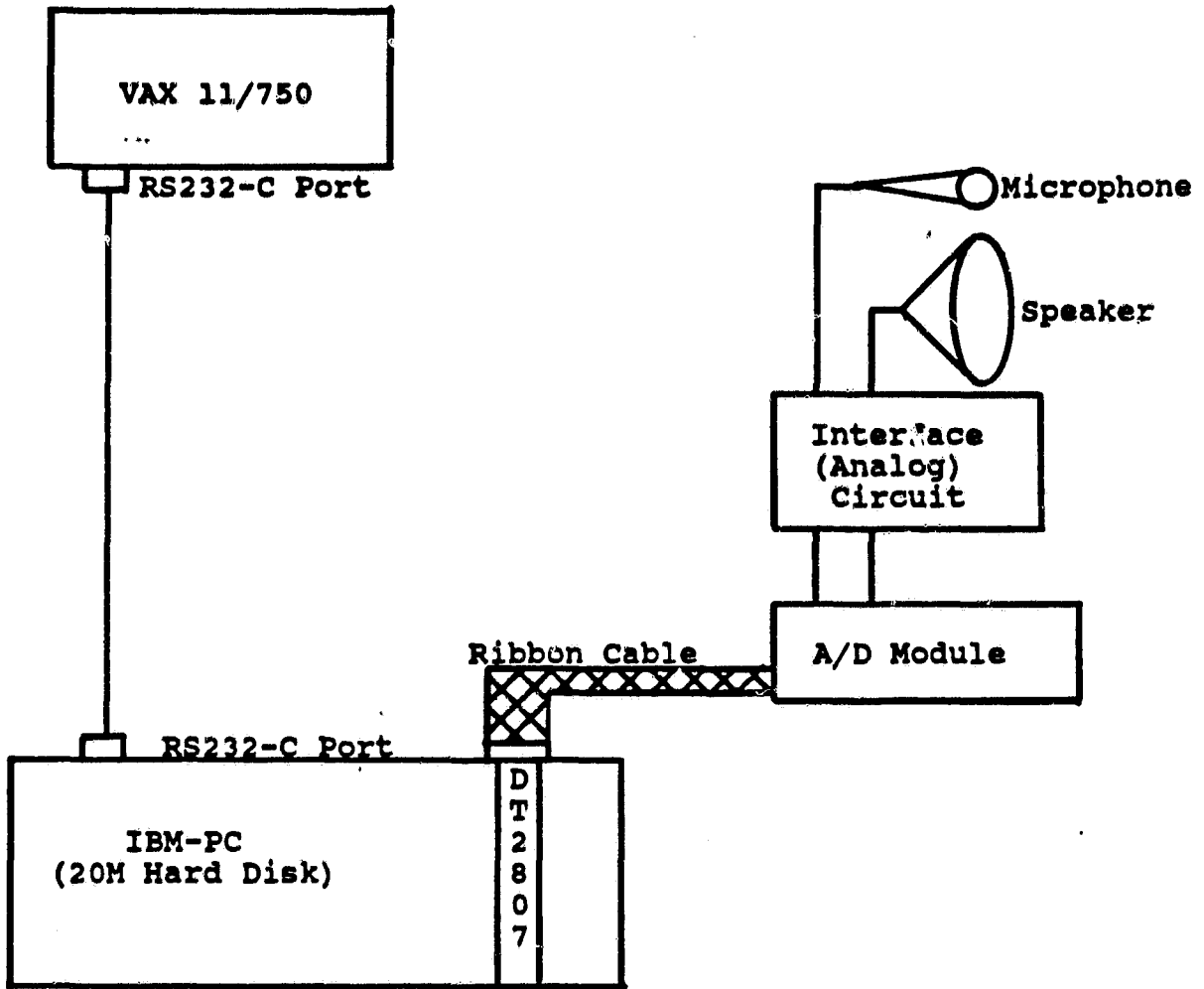


Figure 1. Speech Development Workstation

ORIGINAL PAGE IS
OF POOR QUALITY

EXPERIMENT # : 100

Speaker: Ramin Sadr

Time: 12: P.M

Date: 9-16-85

Description: The minimal tree algorithm was modified ^{*} for the Vax, and it was used to compress ¹¹ ^{sec} of speech. The end frame on the P.C. (64000/F rame) is 15000

Source File: ns-204 (EX552)

Output File: ns-2.amp. (EX551)

Object File: 3tree Sept 15, 1985

Conclusion & Observation:

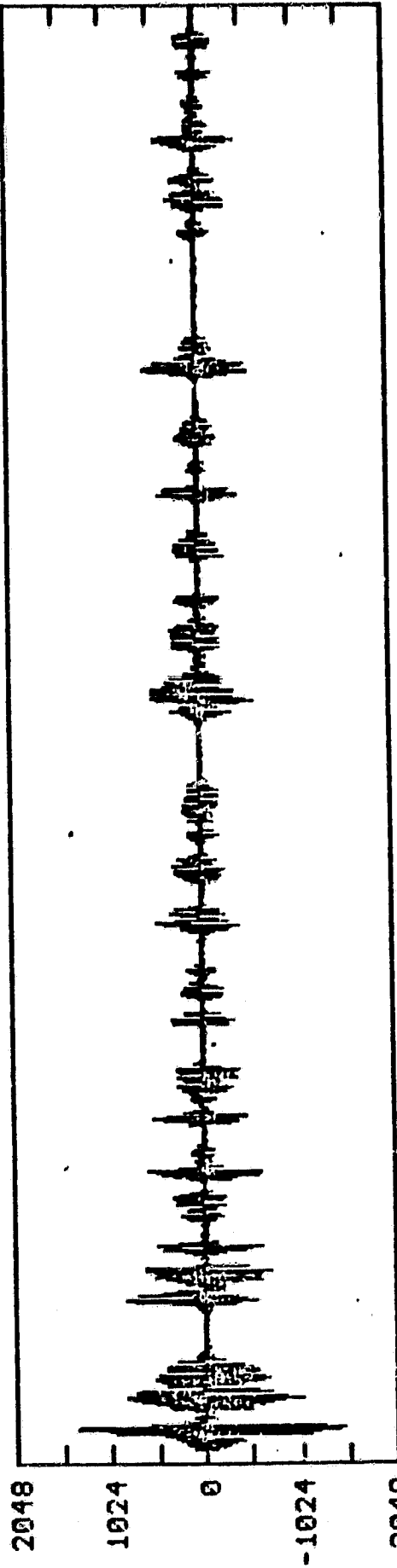
The synthesized waveform amplitude did not track the absolute magnitude. However, the overall relative magnitude seemed to be correct, especially during the voiced segments.

The spectrum (log magnitude, 50Z LM, 2048) seems to match pretty well. But it is difficult to distinguish the formant frequencies.

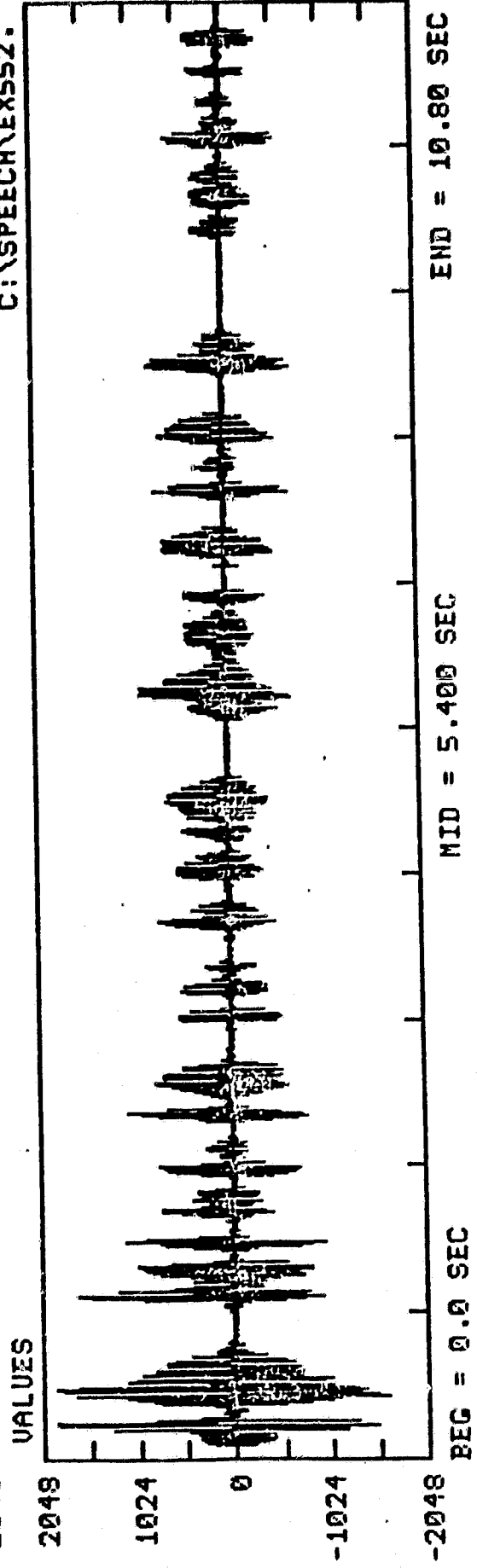
- *¹ modified I/O for Ascii interface & for easy transfer vax to P.C
- *² Originally - it is 16 seconds, but only 12 second is read in at present.

STARTING FRAME 1, 1350 FRAMES, CONTEXT 64

C:\SPEECH\EX551.



C:\SPEECH\EX552.

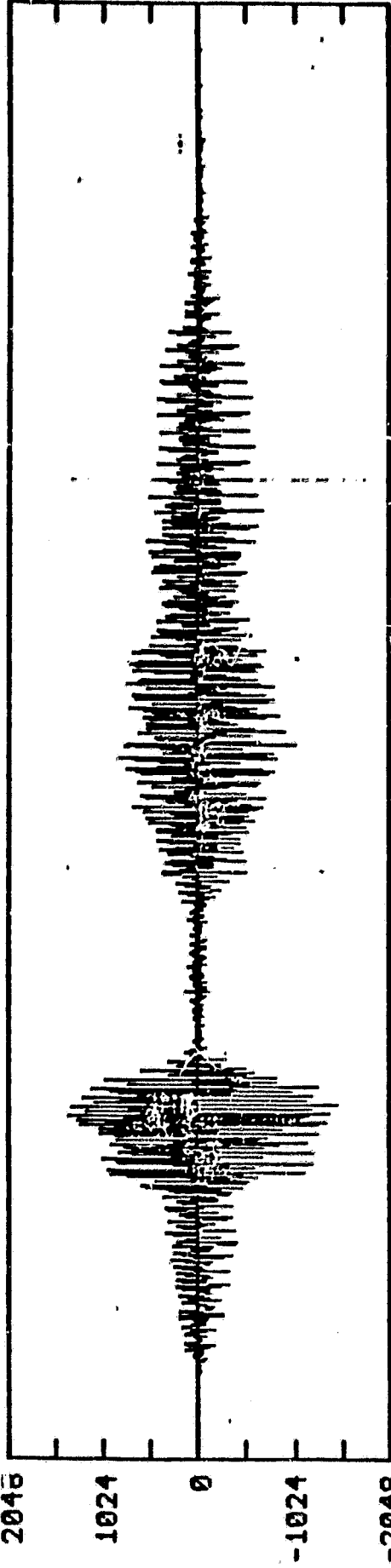


EX552: 100

SECTOR 1, STARTING FRAME 6, 113 FRAMES, CONTEXT 64

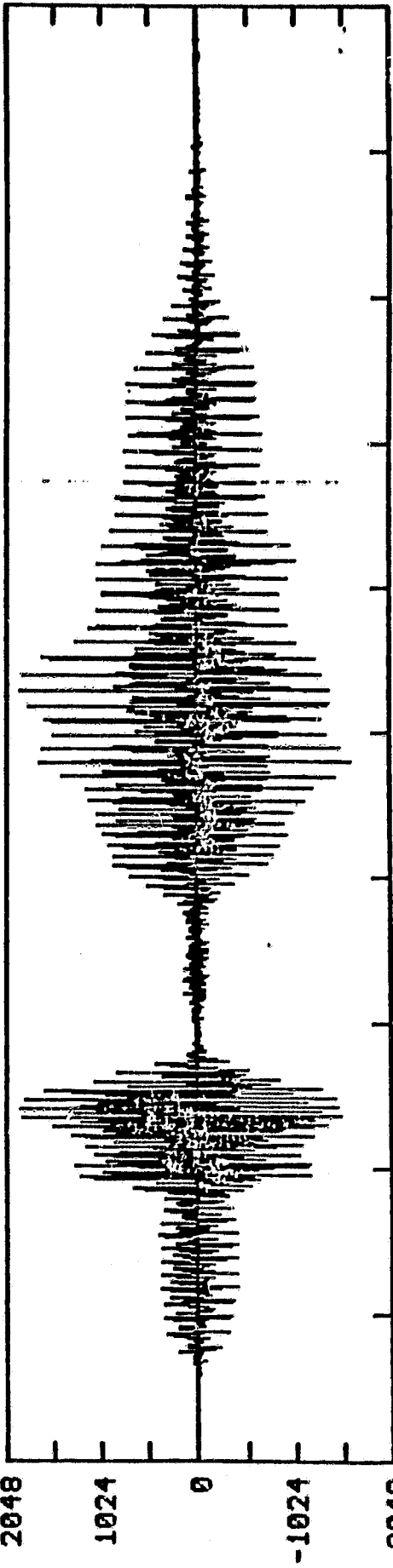
VALUES

C:\SPEECH\EX551.



VALUES

C:\SPEECH\EX552.



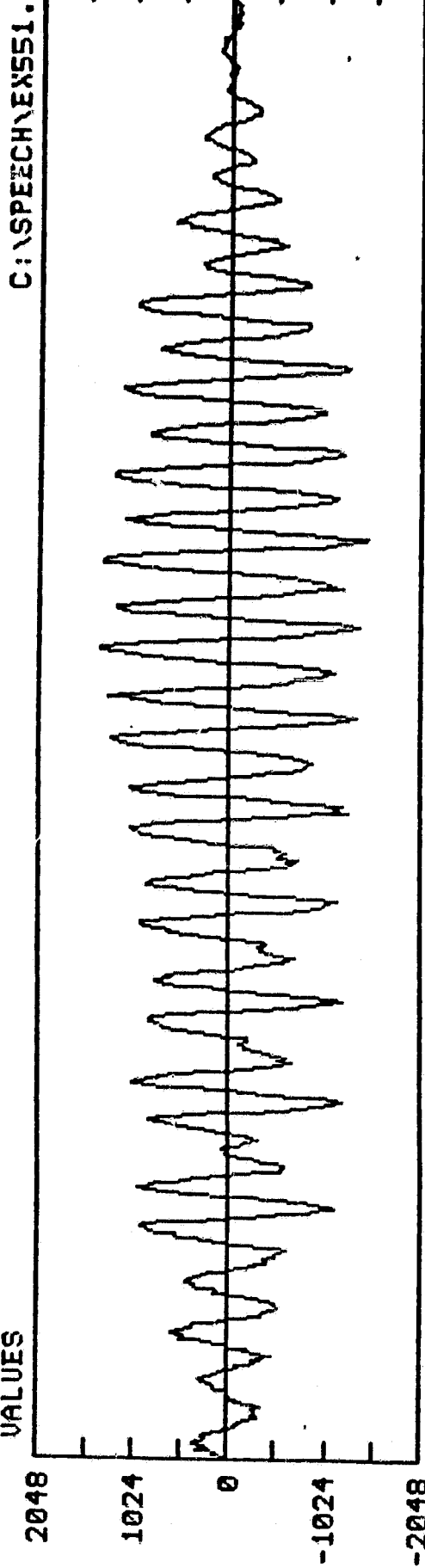
BEG = .04000 SEC

MID = .4920 SEC

END = .9440 SEC

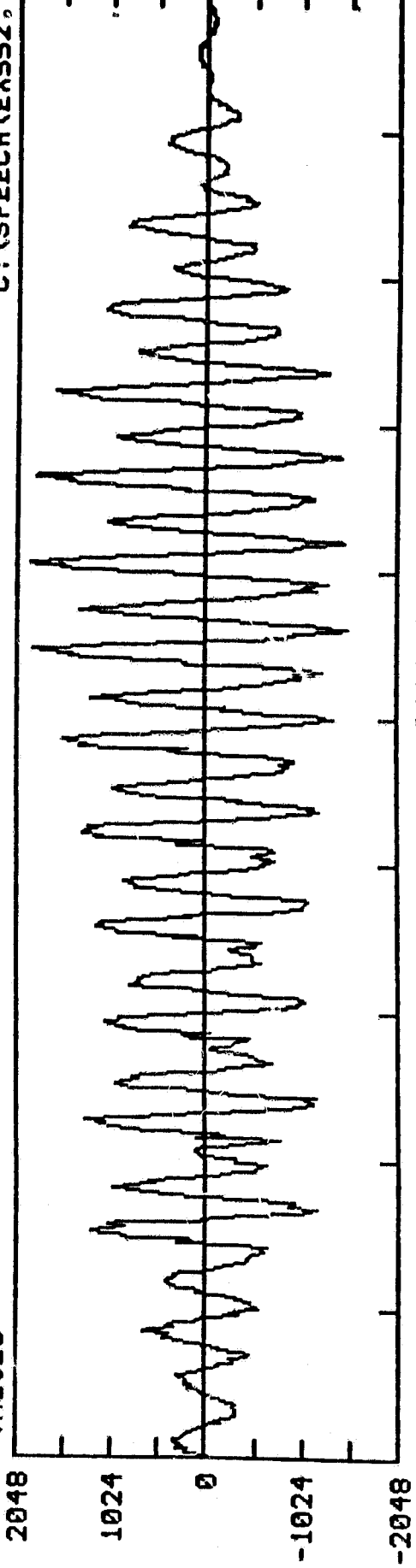
SECTOR 1, STARTING FRAME 26, 12 FRAMES, CONTEXT 64

VALUES



C:\SPEECH\EX551.

VALUES



C:\SPEECH\EX552.

BEG = .2000 SEC

MID = .2480 SEC

END = .2960 SEC

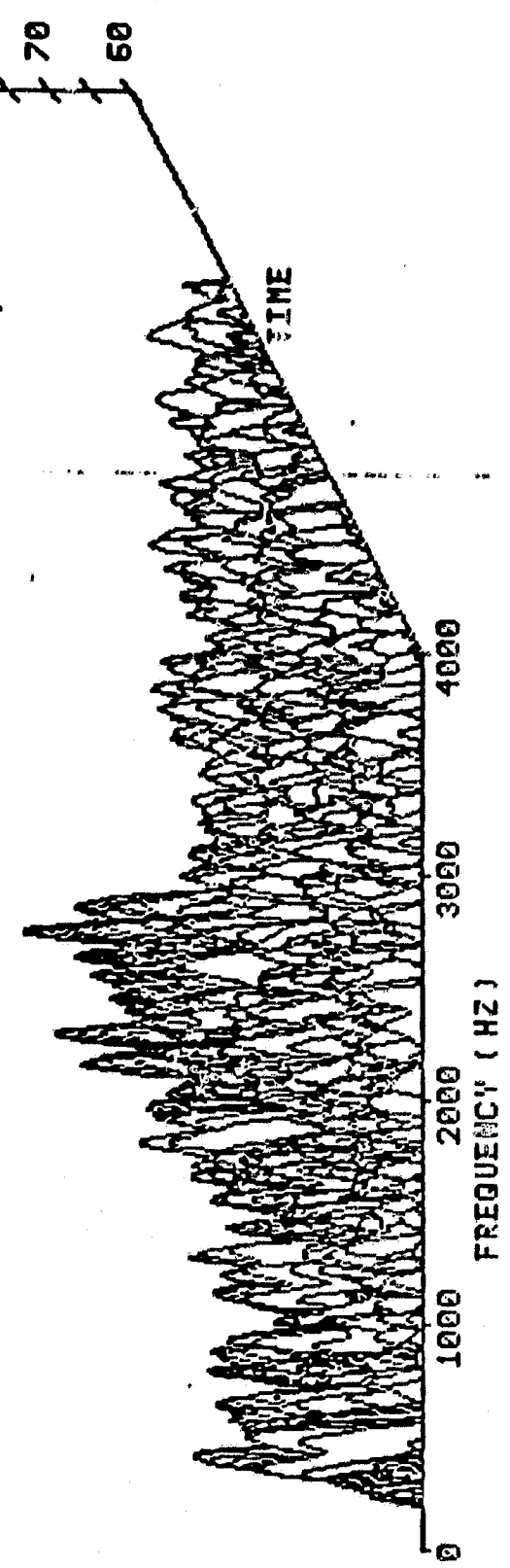
STARTING FRAME = 1, NUMBER OF FRAMES = 1350

LOG MAGNITUDE SQUARED

C:\SPEECH\EX551.

(DB)

ORIGINAL FILE IS
OF POOR QUALITY



STARTING FRAME = 1, NUMBER OF FRAMES = 1350


LOG MAGNITUDE SQUARED

C:\SPEECH\EX552.

ORIGINAL FILE IS
OF POOR QUALITY

(DB)

110
100
90
80
70
60



TIME

4000

3000

2000

1000

0

FREQUENCY (HZ)

EXPERIMENT # : 101

ORIGINAL PAGE IS
OF POOR QUALITY

Speaker: *Ramin Sadr*

Time: *2:05pm*

Date: *9-18-85*

Description: *The smoothed tree algorithm:
convex-addition - computation of filter coefficients, RMS value,
and normalization factor.
was modified for the VAX*

Source File: *rs-2.0.org*

Output File: *rs-2-3.0.org.cmp*

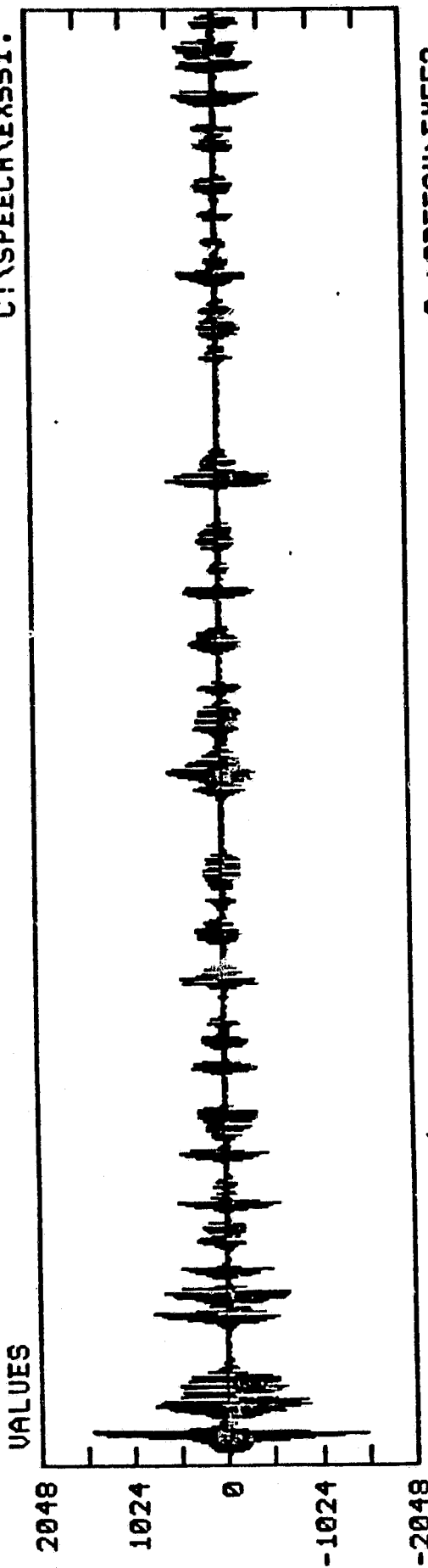
Object File: *sm3tree*

Conclusion & Observation:

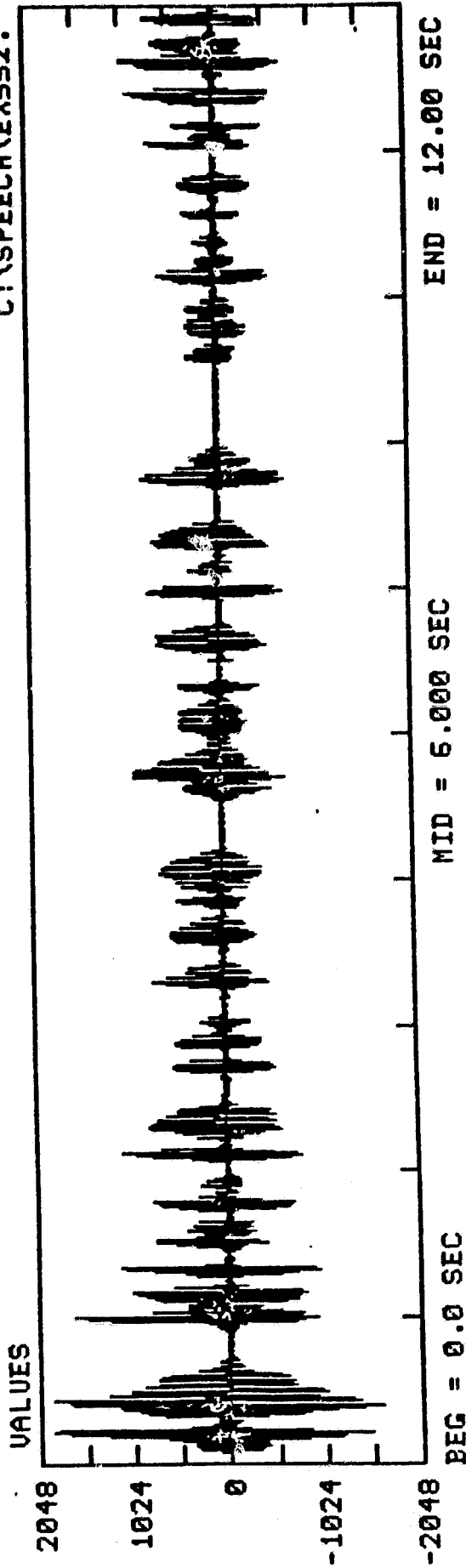
*No significant improvement was observed. It
was expected to see a smoother waveform which was
not the case. Even, with the additional cost
of processing!*

[15:48:35.49] C:\SPEECH\EX51, STARTING FRAME 1, 1500 FRAMES, CONTEXT 64

C:\SPEECH\EX51.




C:\SPEECH\EX52.



[15:57:17.67] C:\SPEECH\SECTOR 1, STARTING FRAME 6, 113 FRAMES, CONTEXT 64


C:\SPEECH\EX551.

VALUES



VALUES

C:\SPEECH\EX552.



BEG = .04000 SEC

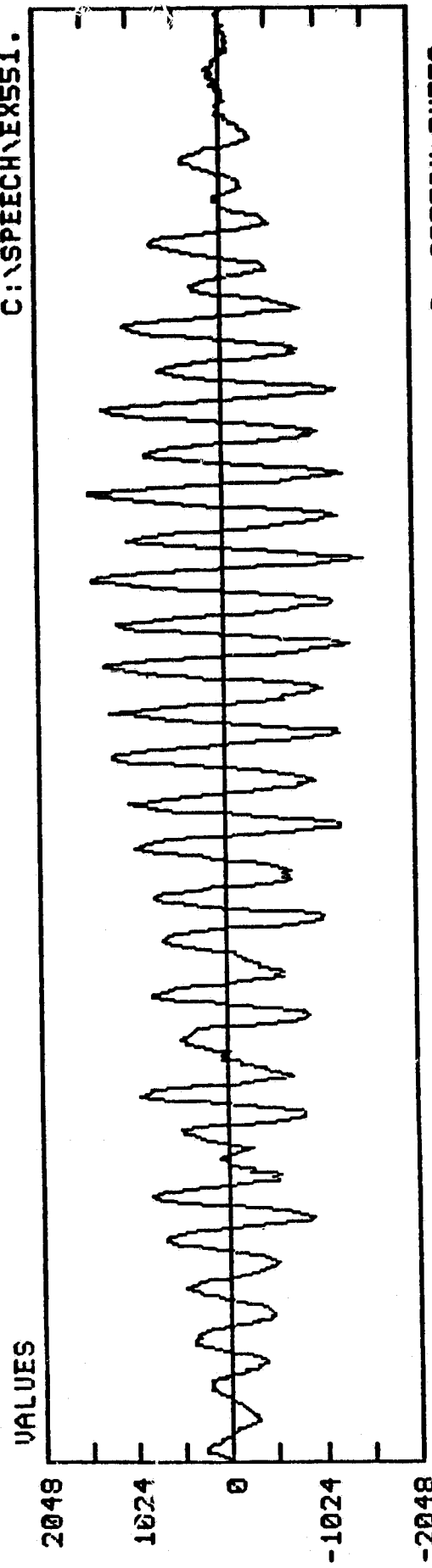
MID = .4920 SEC

END = .9440 SEC

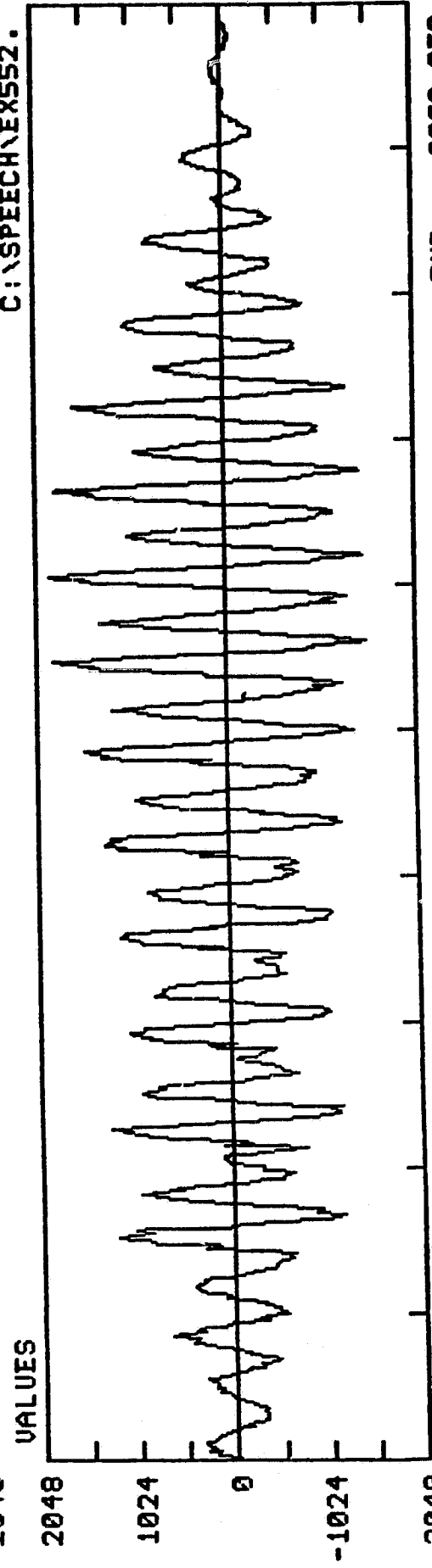
#101

C:\PM M.;EXP 101 SECTOR 1, STARTING FRAME 26, 12 FRAMES, CONTEXT 64

C:\SPEECH\EX551.



C:\SPEECH\EX552.



EXP 101BEG = .2000 SEC MID = .2480 SEC END = .2960 SEC

STARTING FRAME = 1, NUMBER OF FRAMES = 1500

LOG MAGNITUDE SQUARED


[18:49:54.26JC:\SPEECH>J1sb0012

[9:43:43.13JC:\SPEECH>

C:\SPEECH\EX551.

(DB)

110
100
90
80
70
60



STARTING FRAME = 1, NUMBER OF FRAMES = 1500

LOG MAGNITUDE SQUARED

[18:49:54.26] C:\SPEECH>J1sb0012

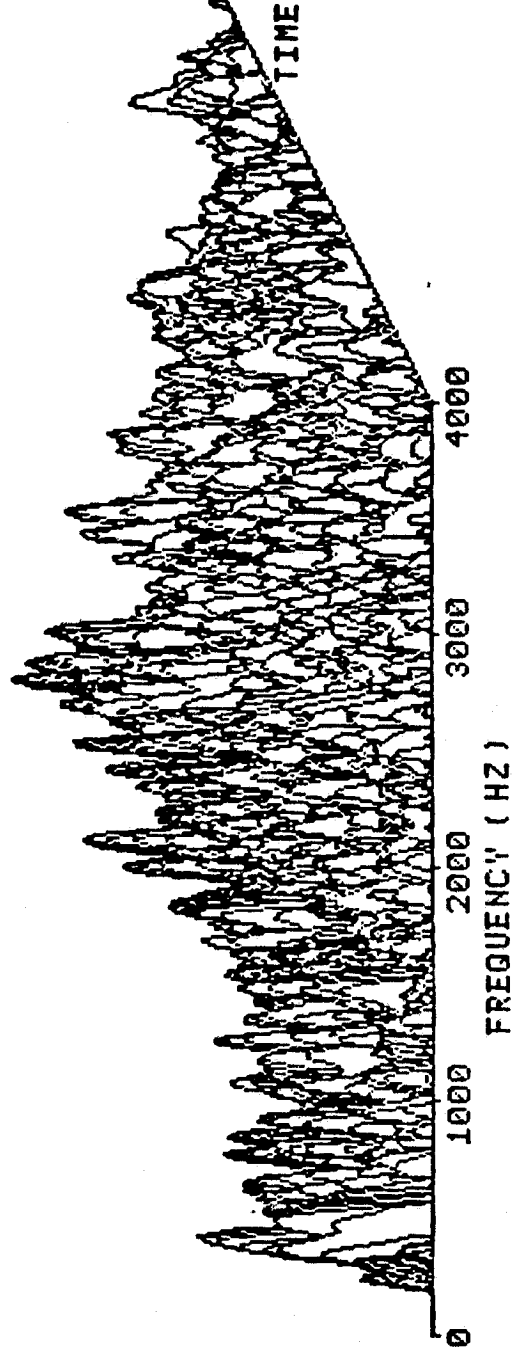
[9:43:43.13] C:\SPEECH>

C:\SPEECH\EX551.

(DB)

110
100
90
80
70
60

ORIGINAL PAGE IS
OF POOR QUALITY



EXPERIMENT # : 102

Speaker: Paul Pearson

Time: 5pm

Date: 8-18-85

Description: 16 Second speech was shipped over to Vax. The tree search algorithm was used to ~~compress~~ compress the speech.

Source File: PP-1.019

Output File: PP-1.CMP , PP-16.2.cmp (DIA gain set to 2)

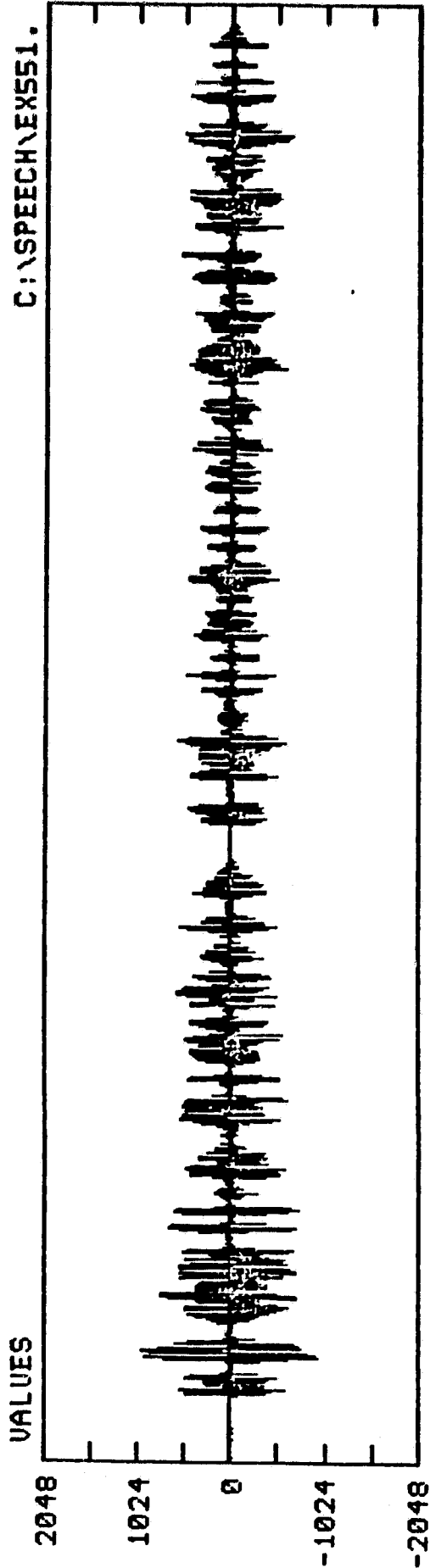
Object File: 9tree

Conclusion & Observation:

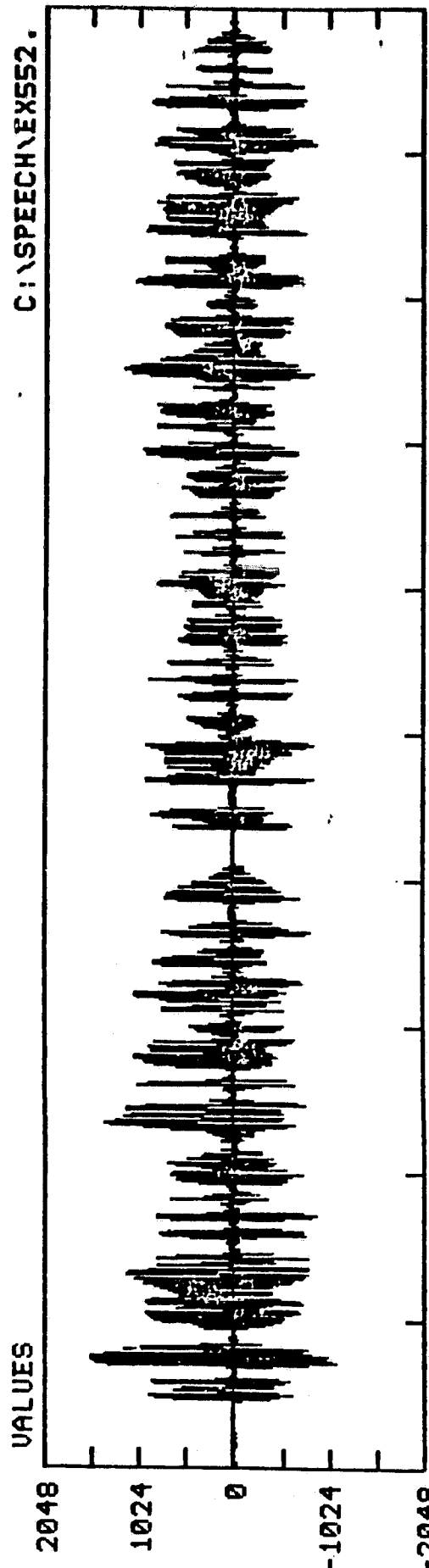
The speech sounded fairly well. The electronic accent was clearly there. The magnitude of one speech was too low. I tried the DIA with gain 2, and showed one wave form for this (one utterance for this is "In the fast moving World - 61 → 228"). In the following diagrams this is referred to as Experiment 2b.

[11:31:35.05] C:\SPEECH\EX51, STARTING FRAME 1, 1500 FRAMES, CONTEXT 64

C:\SPEECH\EX51.



C:\SPEECH\EX552.

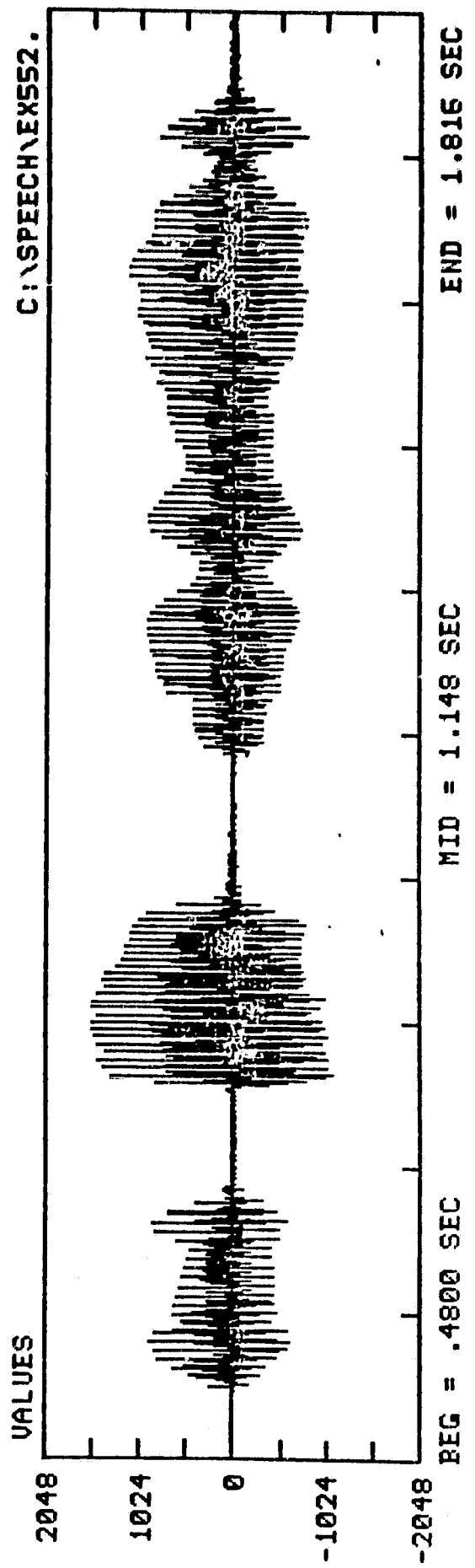



BEG = 0.0 SEC

MID = 6.000 SEC


END = 12.00 SEC

C> SECTOR 1, STARTING FRAME 61, 167 FRAMES, CONTEXT 64

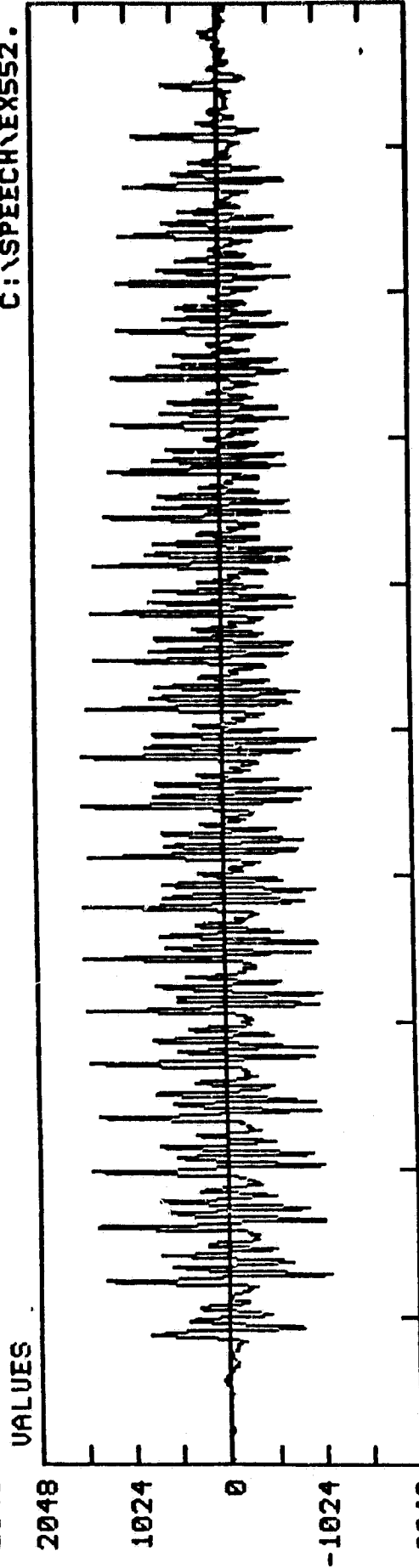


C> SECTOR 1, STARTING FRAME 102, 24 FRAMES, CONTEXT 64

C:\SPEECH\EX551.



C:\SPEECH\EX552.



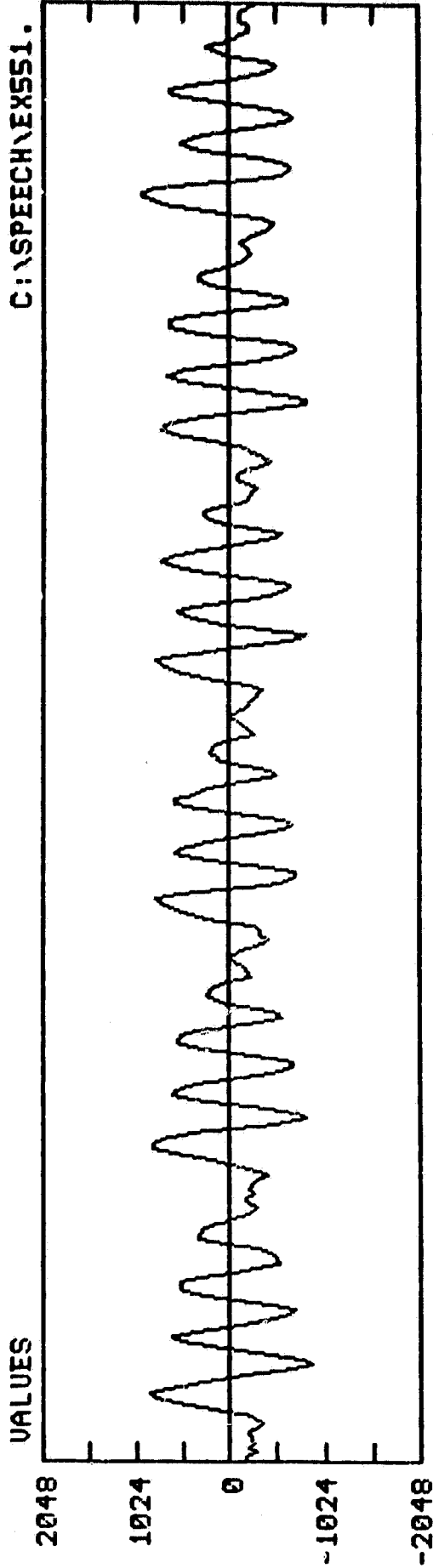
END = 1.000 SEC

MID = .9040 SEC

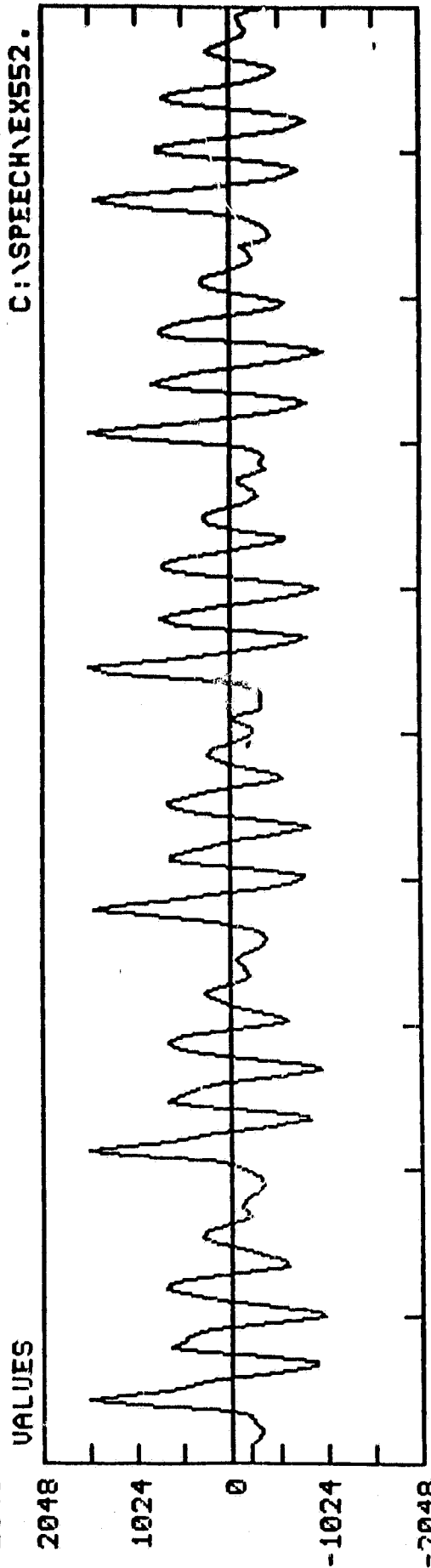
BEG = .8000 SEC

C> SECTOR 1, STARTING FRAME 110, 5 FRAMES, CONTEXT 64

C:\SPEECH\EX551.



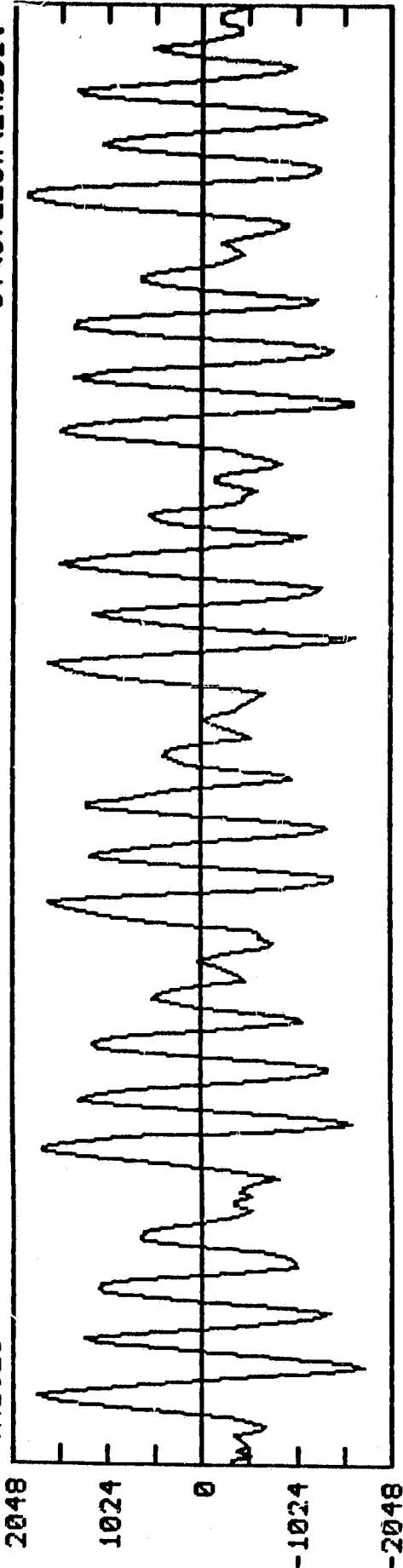
C:\SPEECH\EX552.



C> SECTOR 1, STARTING FRAME 110, 5 FRAMES, CONTEXT 64

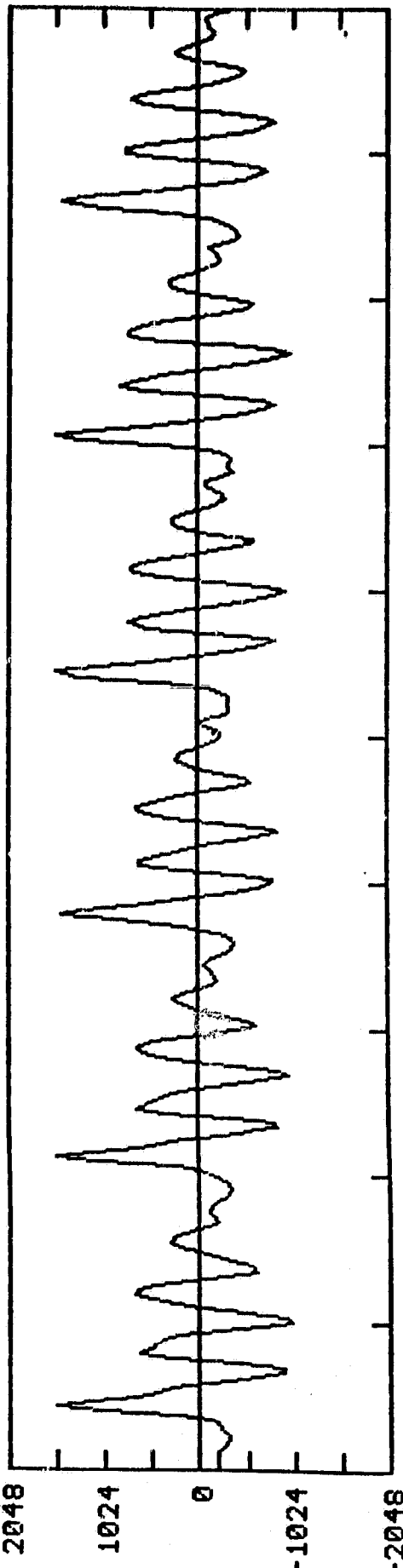
VALUES

C:\SPEECH\EX551.



VALUES

C:\SPEECH\EX552.



BEG = .8720 SEC

MID = .8920 SEC

END = .9120 SEC

EXP 102 DIA
Gain = 2

STARTING FRAME = 1, NUMBER OF FRAMES = 1500

LOG MAGNITUDE SQUARED

C:\SPEECH\9.6\EX551.

C:\SPEECH\9.6\EX551.

(DB)

110

100

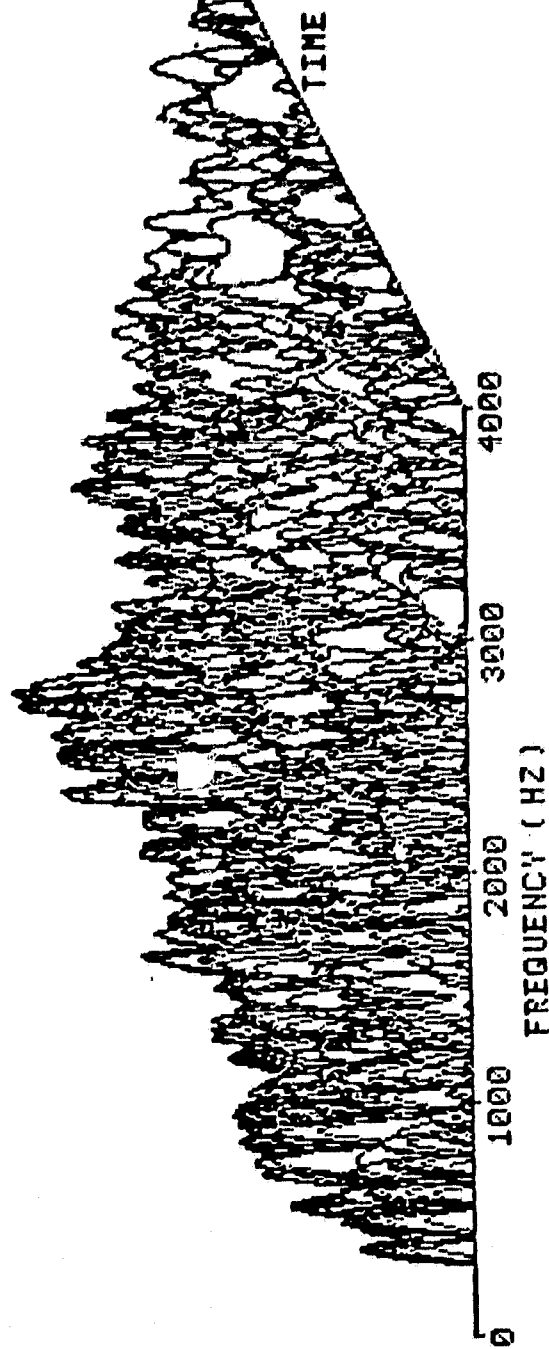
90

90

70

60

ORIGINAL PAGE IS
OF POOR QUALITY

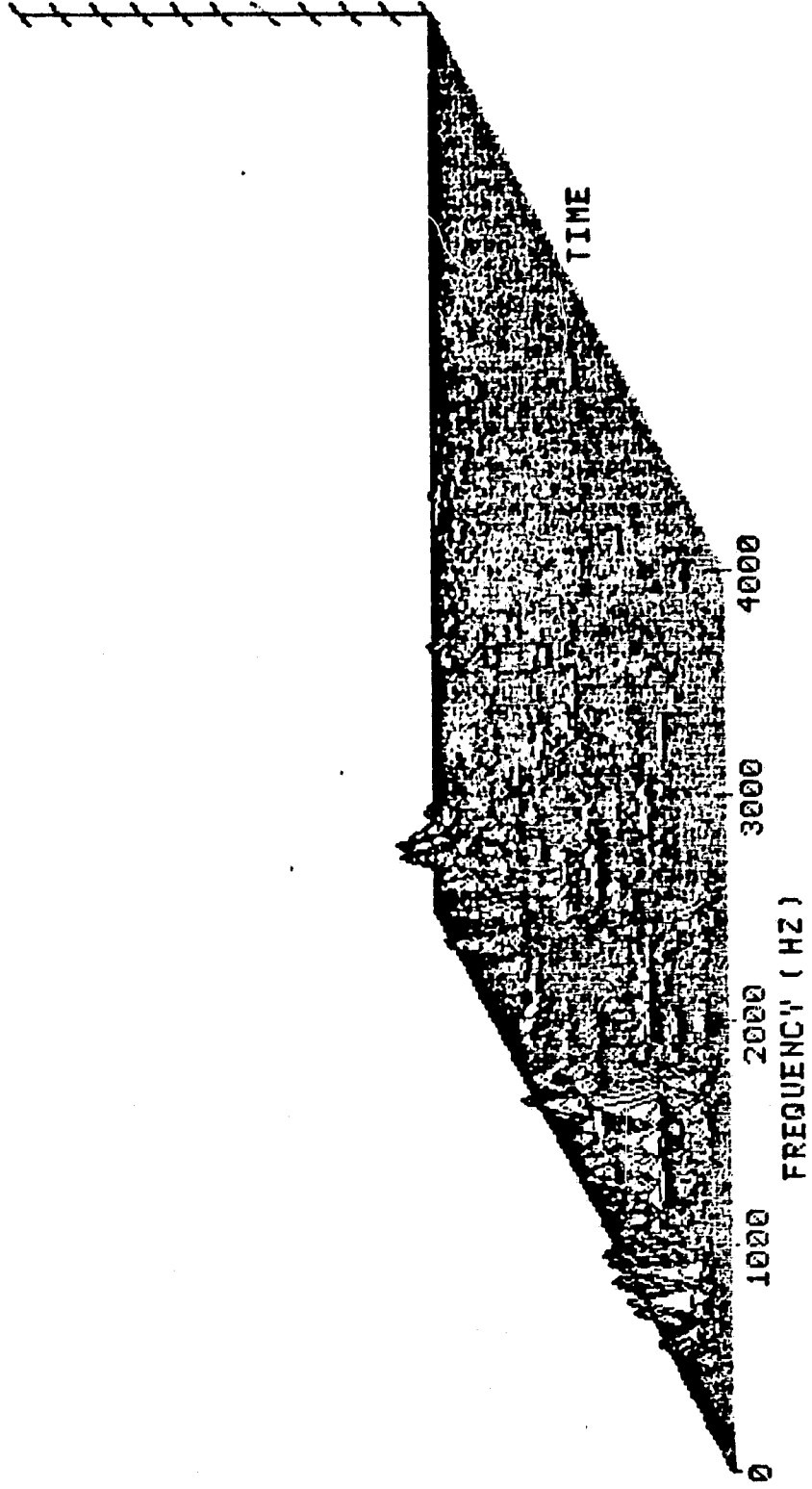


STARTING FRAME = 1, NUMBER OF FRAMES = 1500

MAGNITUDE

C:\SPEECH\9.6\EX552.

C:\SPEECH\9.6\EX552.



EXPERIMENT # : 103

Speaker: Paul Pearson

Time: 10:42 AM

Date: 9-20-85

Description: Smoothed Tree algorithm was used to compress Paul's utterance. The original utterance is 16 seconds long.

Source File: PP-1.0rg

Output File: PP-1-S.cmp


Object File: smtree

Conclusion & Observation:


The resulting wave form is certainly smoother than the base tree algorithm.

[12:14:44.07] C:\SPEECH\ECTOR 1, STARTING FRAME 1, 1500 FRAMES, CONTEXT 64

VALUES



VALUES



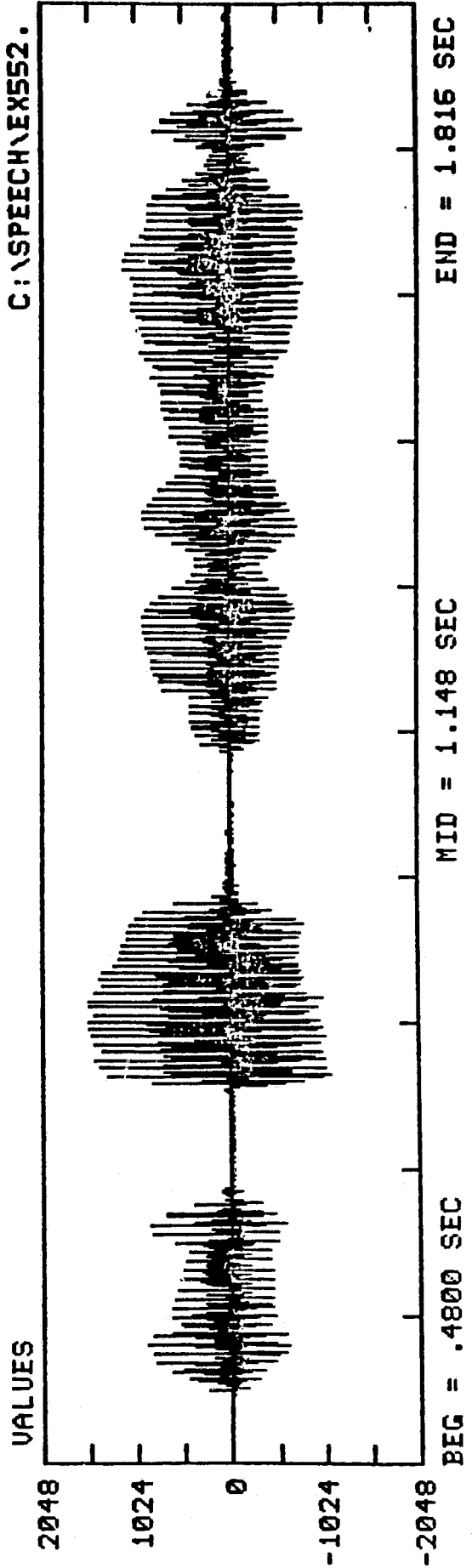

BEG = 0.0 SEC

MID = 6.000 SEC

END = 12.00 SEC

BXP 103

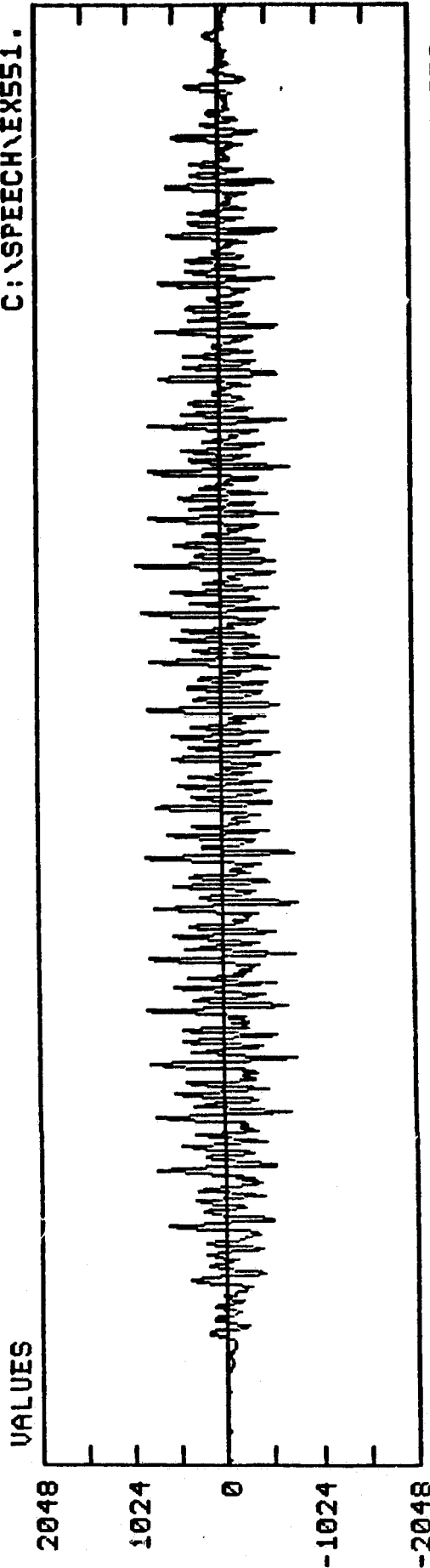
[12:27:50.83] C:\SPEECH\EX51, STARTING FRAME 61, 167 FRAMES, CONTEXT 64



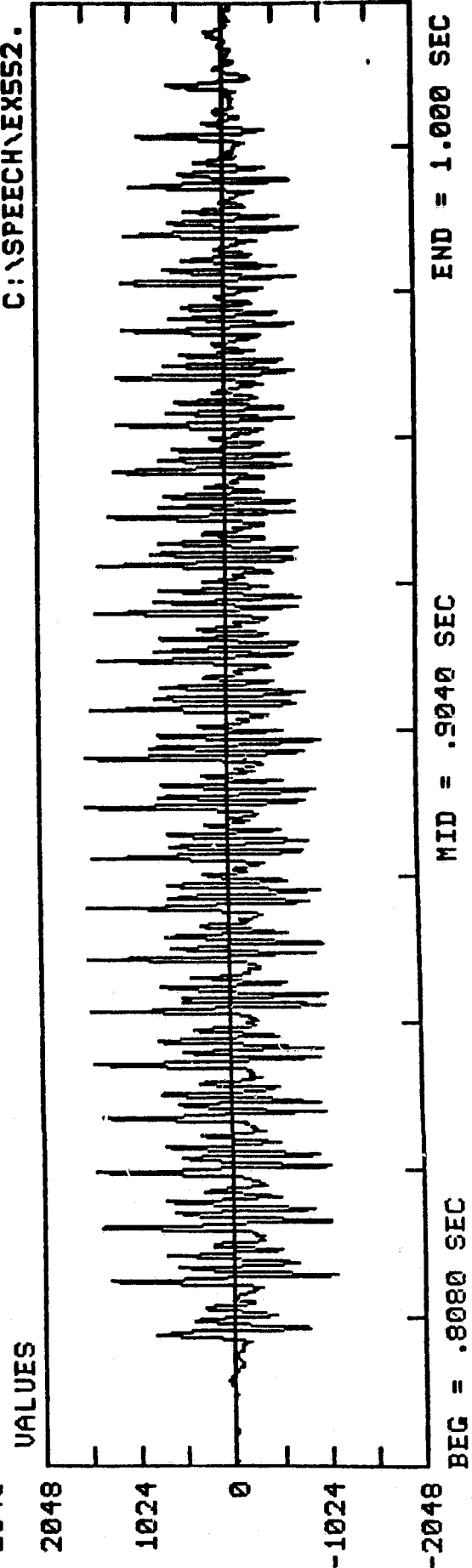
Exper 03

C> SECTOR 1, STARTING FRAME 102, 24 FRAMES, CONTEXT 64

C:\SPEECH\EX551.

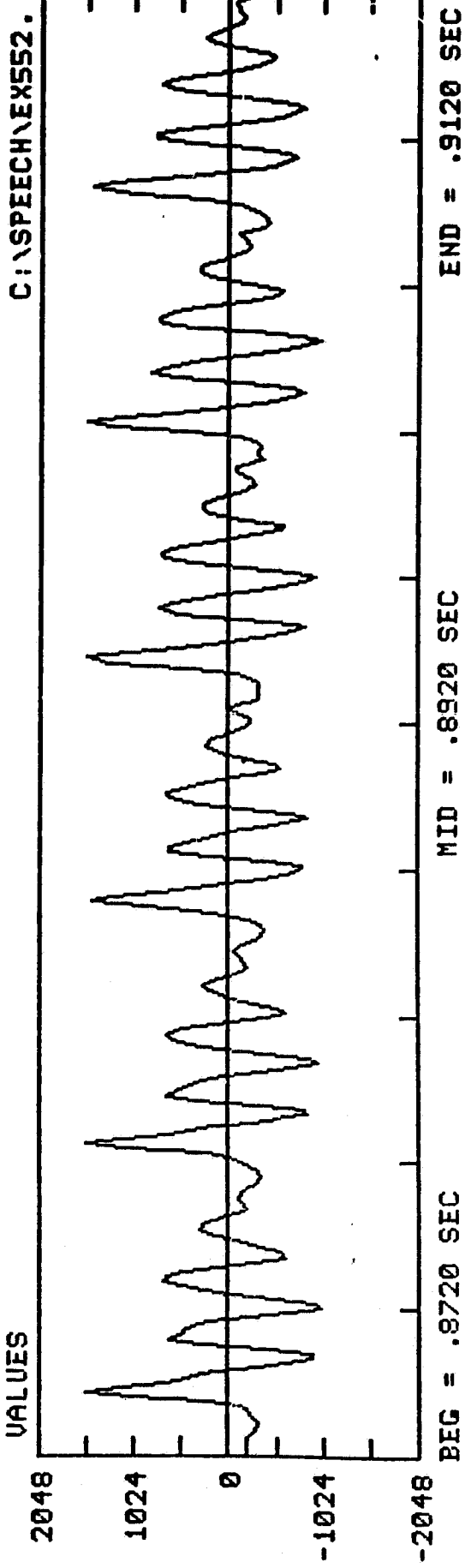
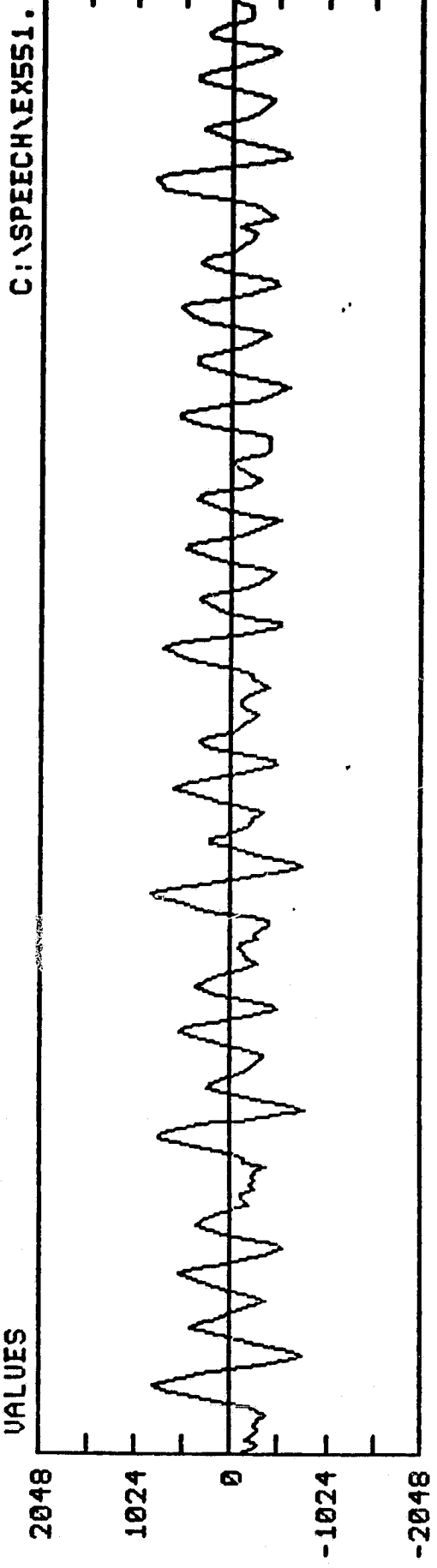


C:\SPEECH\EX552.



648 fast!
103

C> SECTOR 1, STARTING FRAME 110, 5 FRAMES, CONTEXT 64



EXP

EXPERIMENT # : 104

Speaker:

Time: 10 am

Date: 9-23-75

Description: The smoothed tree algorithm, transition length
was increased to 32

Source File:

Output File:

Object File:

Conclusion & Observation:

EXPERIMENT # : 105

Speaker: Sandy

Time: 10:11 AM

Date: 10-10-85

Description:

Compressed at 9.6K for 12.5sec speech tried the L=32. A New Interface for μ -preamp and A/D-D/A was wire-wrapped and tested. This board uses the Harris 5512 Switched Capacitor filter for Receive & Transmitt filter.

Source File: EX#105.Orig , 3tree.c

Output File: EX#105.^{Comp}~~Orig~~ , EX#105-S.Cmp (smoothed) (smoothed with gain=4)
EX#105S4.Cmp

Object File: 3tree , sm3tree

Conclusion & Observation:

The original sampled speech had a very low voltage level (1/4 ^{max. min.} Dynamic Range) and had a DC-bias of about (3-5) Volts. A gain of 4 was selected for (from vax.c) process to scale the synthesized speech. This waveform is shown (called Experiment #105-4).

ORIGINAL PAGE IS
OF POOR QUALITY

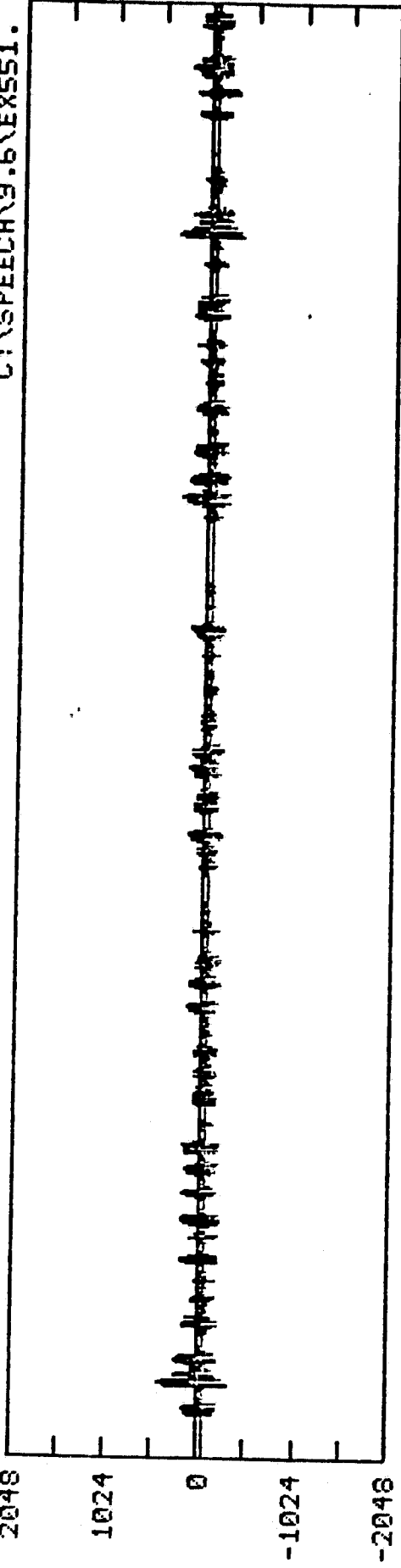
ORIGINAL PAGE IS
OF POOR QUALITY

[11:49:20.44] C:\SPEECH\9.6\STARTING FRAME 1, 1500 FRAMES, CONTEXT 64

[11:49:42.00] C:\SPEECH\9.6>

2048

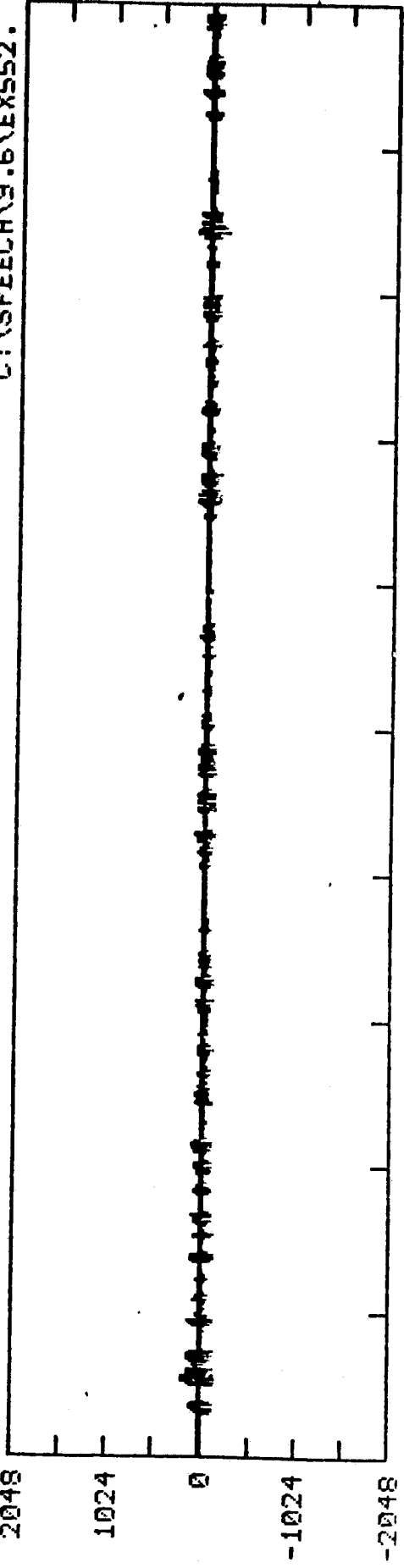
C:\SPEECH\9.6\EX551.



VALUES

2048

C:\SPEECH\9.6\EX552.



BEG = 0.0 SEC

MID = 6.000 SEC

END = 12.00 SEC

C:\SPEECH\9.6\EX552.

EXPERIMENT # : 107

Speaker: Rami, Paul

Time: 4:30 PM

Date: 10-15-85

Description: $AGG=1.2$ and $M=16$, $h=32$, smoothed version
Frame=80

Source File: PS-2.ORG, PP-2.ORG

Output File: PS801AGS.CMP, PP801AGS.CMP.

Object File: Sm80tm

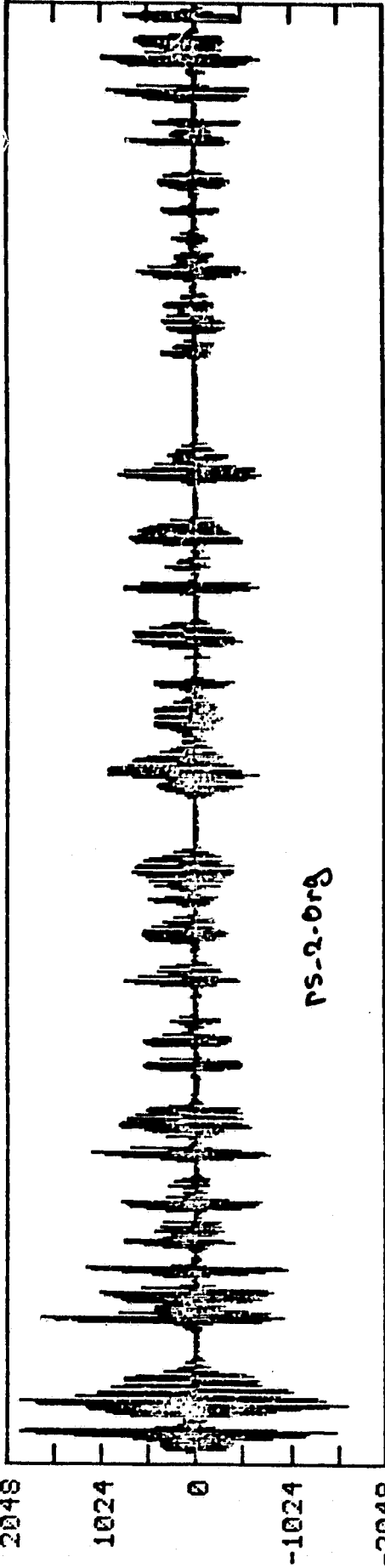
Conclusion & Observation:

There is lots of clipping, I think the AGC is the cause of this effect. There is an obvious overshoot in voiced segments.

[15:48:37.20] C:\SPEECH\9.6\STARTING FRAME 1, 1500 FRAMES, CONTEXT 64

[15:48:50.70] C:\SPEECH\9.6

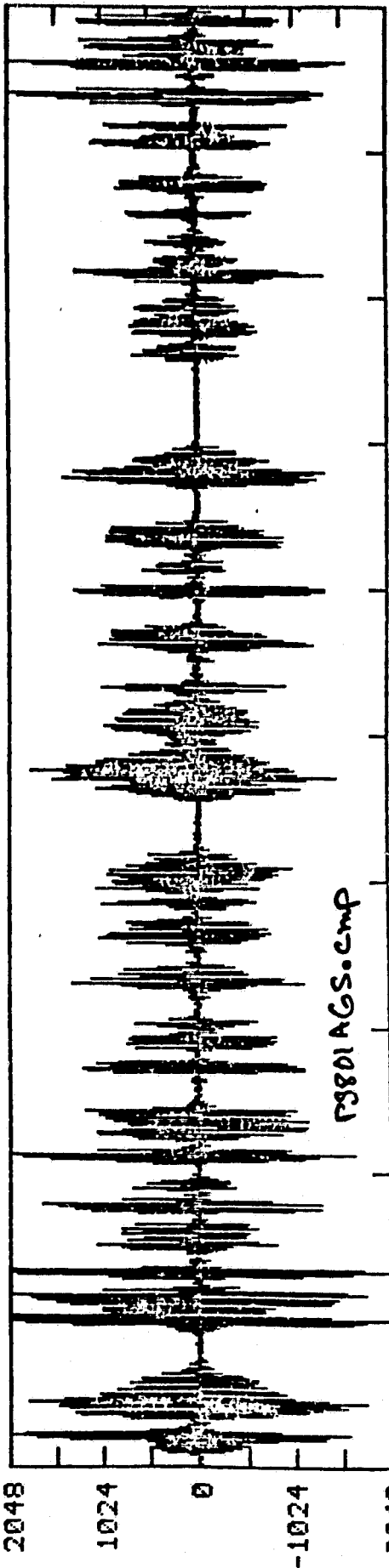
2048



C:\SPEECH\9.6\EX551.

VALUES

2048



C:\SPEECH\9.6\EX552.

BEG = 0.0 SEC

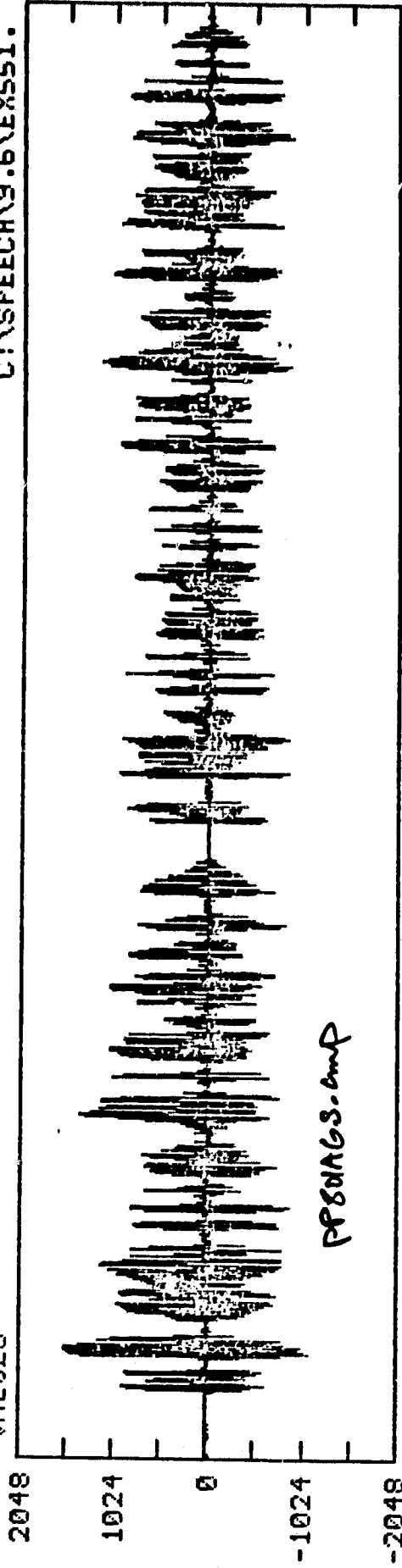
MID = 5.000 SEC

END = 12.00 SEC

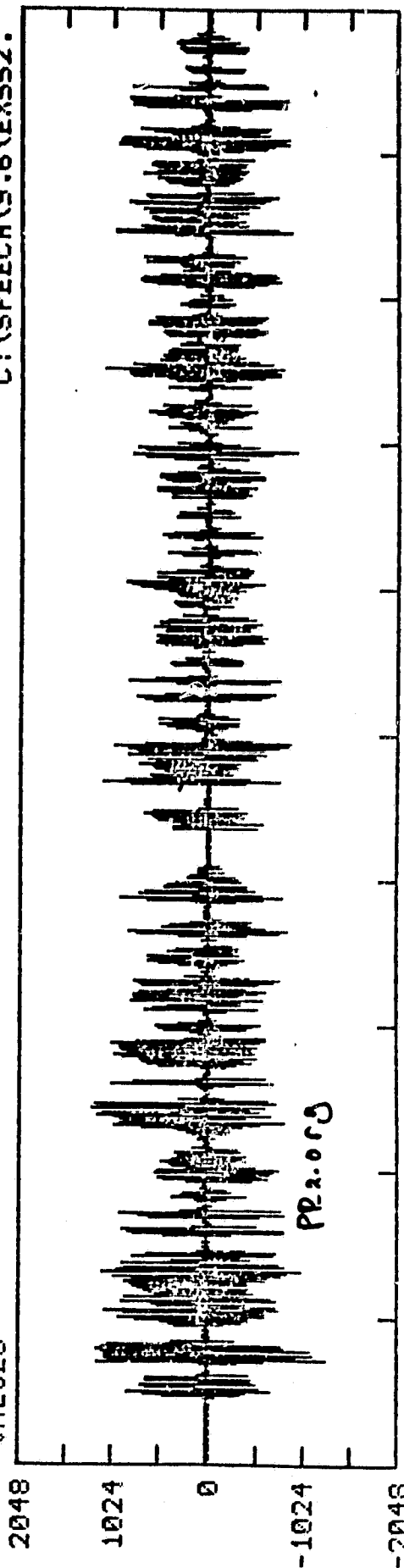
C:\16:45:50.18\JC\SPEECH\FR 1, STARTING FRAME 1, 1500 FRAMES, CONTEXT 64

C:\SPEECH\9.6\EX551.

VALUES



VALUES



BEG = 0.0 SEC

MID = 6.000 SEC

END = 12.00 SEC

EXPERIMENT # : 106

Speaker: Paul P. error, Rami Sadi

Time: 11:30

Date: 10-18-81

Description: a NO ABC, M=16, L=32, Smoothed Version
Frame=80

Source File: MS-2.ORG, PP-2.ORG

Output File: MS80.CMP, PP80.CMP

Object File: SMOOTH.

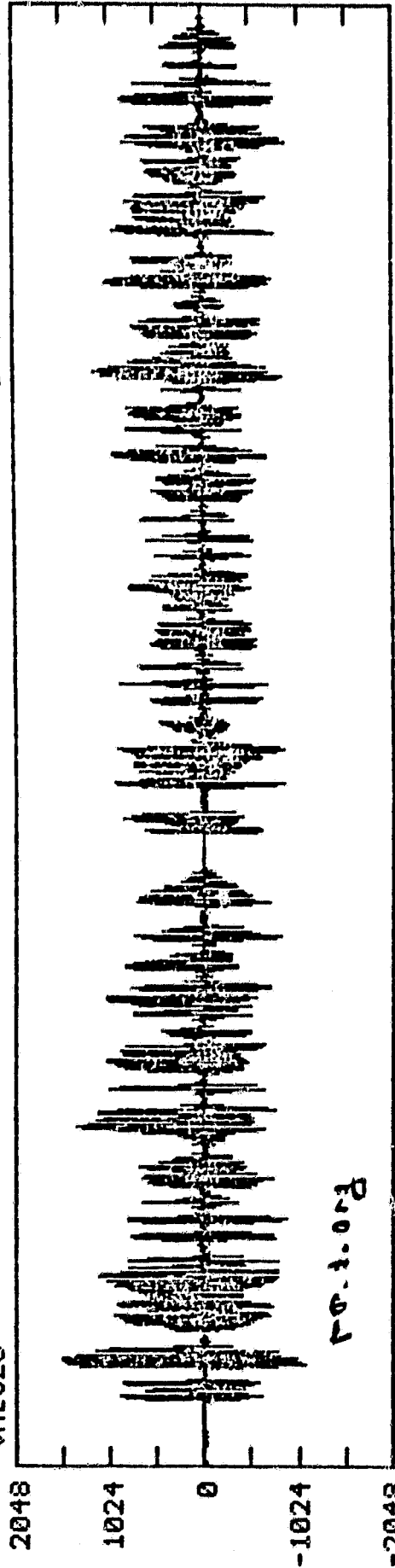
Conclusion & Observation:

This experiment is basically the same as the previous experiment. Except there is no Automatic gain control. The resulting speech sounds good to fair.

[11:35:08.33] C:\SPEECH\9.6\EX551, STARTING FRAME 1, 1500 FRAMES, CONTEXT 64

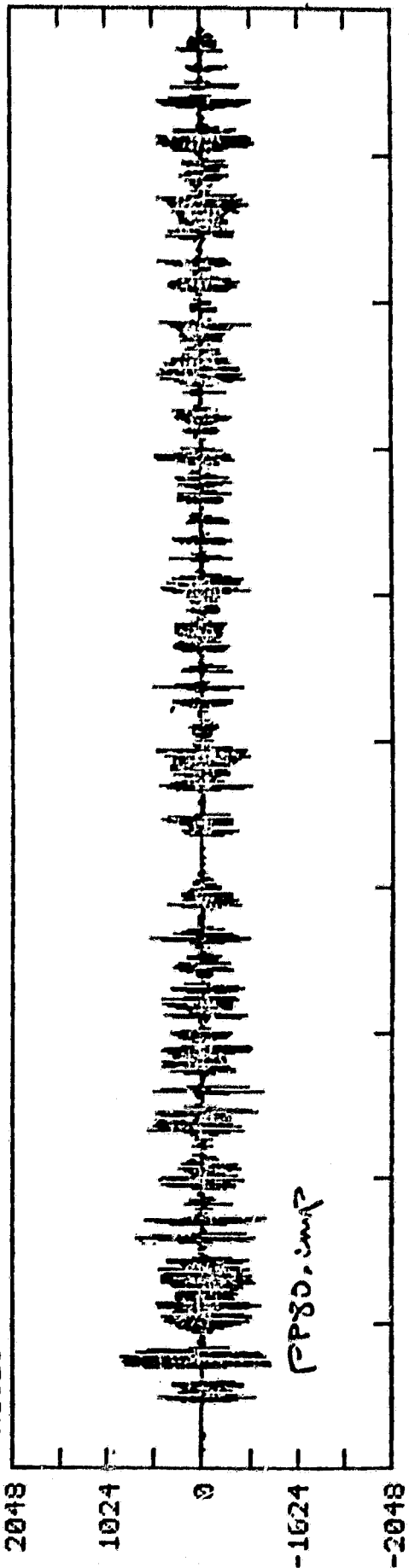
C:\SPEECH\9.6\EX551.

VALUES



C:\SPEECH\9.6\EX552.

VALUES



BEG = 0.0 SEC

MID = 6.000 SEC

END = 12.00 SEC


EXPERIMENT # : 107

Speaker: *Man*

Time: *4 PM*

Date: *11-6-85*

Description: *Integer Implementation of Filter - Inverse*



Source File: *ns-2.0rg*

Output File: *rs107.cmp*

Object File: *int.1*


Conclusion & Observation:

*Sounded great. good step toward
the true integer version*

[16:30:57.56]C:\SPEECH\801\STARTING FRAME 1, 1500 FRAMES, CONTEXT 64

[16:34:27.45]C:\SPEECH\9.6\EX551

2048




Synthesized

VALUES

2048

C:\SPEECH\9.6\EX552



Original