

(NASA-SP-7011(312)) AEROSPACE MEDICINE AND  
ECIOLOGY: A CONTINUING BIBLIOGRAPHY WITH  
INDEXES (SUPPLEMENT 312) (NASA Scientific  
and Technical Information Facility) 99 p

Unclas

CSCI 06E 00/52 0149015

[illegible]

# **AEROSPACE MEDICINE AND BIOLOGY**

**A CONTINUING BIBLIOGRAPHY  
WITH INDEXES**

**(Supplement 312)**

A selection of annotated references to unclassified reports and journal articles that were introduced into the NASA scientific and technical information system and announced in June 1988 in

- *Scientific and Technical Aerospace Reports (STAR)*
- *International Aerospace Abstracts (IAA).*



Scientific and Technical Information Division 1988  
National Aeronautics and Space Administration  
Washington, DC

This supplement is available from the National Technical Information Service (NTIS), Springfield, Virginia 22161, price code A06.

# INTRODUCTION

This Supplement to *Aerospace Medicine and Biology* lists 300 reports, articles and other documents announced during June 1988 in *Scientific and Technical Aerospace Reports (STAR)* or in *International Aerospace Abstracts (IAA)*. The first issue of the bibliography was published in July 1964.

In its subject coverage, *Aerospace Medicine and Biology* concentrates on the biological, physiological, psychological, and environmental effects to which man is subjected during and following simulated or actual flight in the Earth's atmosphere or in interplanetary space. References describing similar effects of biological organisms of lower order are also included. Such related topics as sanitary problems, pharmacology, toxicology, safety and survival, life support systems, exobiology, and personnel factors receive appropriate attention. In general, emphasis is placed on applied research, but references to fundamental studies and theoretical principles related to experimental development also qualify for inclusion.

Each entry in the bibliography consists of a bibliographic citation accompanied in most cases by an abstract. The listing of the entries is arranged by *STAR* categories 51 through 55, the Life Sciences division. The citations, and abstracts when available, are reproduced exactly as they appeared originally in *IAA* or *STAR*, including the original accession numbers from the respective announcement journals. The *IAA* items will precede the *STAR* items within each category.

Seven indexes — subject, personal author, corporate source, foreign technology, contract, report number, and accession number — are included.

An annual index will be prepared at the end of the calendar year covering all documents listed in the 1988 Supplements.

Information on the availability of cited publications including addresses of organizations and NTIS price schedules is located at the back of this bibliography.



# TABLE OF CONTENTS

	Page
<b>Category 51    Life Sciences (General)</b>	<b>173</b>
<b>Category 52    Aerospace Medicine</b> Includes physiological factors; biological effects of radiation; and effects of weightlessness on man and animals.	<b>187</b>
<b>Category 53    Behavioral Sciences</b> Includes psychological factors; individual and group behavior; crew training and evaluation; and psychiatric research.	<b>205</b>
<b>Category 54    Man/System Technology and Life Support</b> Includes human engineering; biotechnology; and space suits and protective clothing.	<b>211</b>
<b>Category 55    Space Biology</b> Includes exobiology; planetary biology; and extraterrestrial life.	<b>220</b>
<b>Subject Index .....</b>	<b>A-1</b>
<b>Personal Author Index .....</b>	<b>B-1</b>
<b>Corporate Source Index .....</b>	<b>C-1</b>
<b>Foreign Technology Index .....</b>	<b>D-1</b>
<b>Contract Number Index .....</b>	<b>E-1</b>
<b>Report Number Index .....</b>	<b>F-1</b>
<b>Accession Number Index .....</b>	<b>G-1</b>

Preceding Page Blank

## TYPICAL REPORT CITATION AND ABSTRACT

NASA SPONSORED

↓  
ON MICROFICHE

ACCESSION NUMBER	→	<b>N88-10483*</b> #	Texas Univ., Houston. Health Science Center.	←	CORPORATE SOURCE
TITLE	→	<b>PREVENTION OF DISUSE OSTEOPOROSIS: EFFECT OF SODIUM FLUORIDE DURING FIVE WEEKS OF BED REST Final Report</b>			
AUTHOR	→	VICTOR S. SCHNEIDER	Oct. 1987 64 p	←	PUBLICATION DATE
		(Contract NAS9-16688)		←	AVAILABILITY SOURCE
REPORT NUMBERS	→	(NASA-CR-172018; NAS 1.26:172018)	Avail: NTIS HC A04/MF	←	PRICE CODE
		A01 CSCL 06E			
COSATI CODE	→	<p>An attempt was made to modify factors which promote disuse osteoporosis and thereby prevent it from occurring. Since fluoride is currently used to enhance bone formation in the treatment of low turnover osteoporosis, it was hypothesized that if the fluoride ion was available over a long period of time that it would slow the demonstrated loss of calcium by inhibiting bone resorption and enhancing bone formation. This study was used to determine whether oral medication with sodium F will modify or prevent 5 weeks of bed rest induced disuse osteoporosis, to determine the longitudinal effects of 5 weeks of bed rest on PTH, CT and calcitriol, to measure muscle volume changes and metabolic activity by magnetic resonance imaging and magnetic resonance spectroscopy during prolonged bed rest, to measure changes in peak muscle strength and fatigability, and to measure bone turnover in bone biopsies. Subjects were studied during 1 week of equilibration, 4 weeks of control ambulation, 5 weeks of bed rest, and 1 week of reambulation.</p> <p style="text-align: right;">E.R.</p>			

## TYPICAL JOURNAL ARTICLE CITATION AND ABSTRACT

NASA SPONSORED

↓

ACCESSION NUMBER	→	<b>A88-12321*</b>	National Aeronautics and Space Administration. Ames Research Center, Moffett Field, Calif.	
TITLE	→	<b>CONTINUOUS MONITORING OF BLOOD VOLUME CHANGES IN HUMANS</b>		
AUTHORS	→	H. HINGHOFER-SZALKAY and J. E. GREENLEAF (NASA, Ames Research Center, Moffett Field, CA; Graz, Universitaet, Austria)	←	AUTHOR'S AFFILIATION
JOURNAL TITLE	→	Journal of Applied Physiology (ISSN 0161-7567), vol. 63, Sept. 1987, p. 1003-1007. Research supported by the Oesterreichische Akademie der Wissenschaften. refs	←	PUBLICATION DATE
		(Contract NASA TASK 199-21-12-07)		
		<p>Use of on-line high-precision mass densitometry for the continuous monitoring of blood volume changes in humans was demonstrated by recording short-term blood volume alterations produced by changes in body position. The mass density of antecubital venous blood was measured continuously for 80 min per session with 0.1 g/l precision at a flow rate of 1.5 ml/min. Additional discrete plasma density and hematocrit measurements gave linear relations between all possible combinations of blood density, plasma density, and hematocrit. Transient filtration phenomena were revealed that are not amenable to discontinuous measurements.</p> <p style="text-align: right;">I.S.</p>		

# AEROSPACE MEDICINE AND BIOLOGY

*A Continuing Bibliography (Suppl. 312)*

JULY 1988

51

## LIFE SCIENCES (GENERAL)

**A88-29103**

**BIOLOGICAL SCIENCES IN SPACE 1986; PROCEEDINGS OF THE 1986 INTERNATIONAL SYMPOSIUM, NAGOYA, JAPAN, NOV. 10-12, 1986**

SATORU WATANABE, ED., SHIGEO MORI, ED. (Nagoya University, Japan), and GENYO MITARAI, ED. (Chukyo University, Toyota, Japan) Symposium sponsored by MOESC, Natural Space Development Agency of Japan, Japan Society of Microgravity Application, et al. Tokyo, MYU Research (International Symposium Series, No. 2), 1987, 392 p. For individual items see A88-29104 to A88-29148.

This book includes topics in space physiology and medicine, space biology and CELSS (Controlled Ecological Life Support System), space radiology, and space biotechnology. Papers are presented on the role of preventive medicine in the future of USA space life sciences and the status of space life sciences in Japan. Consideration is given to sympathetic nervous responses in man to weightlessness simulated by head-out water immersion, the effect of centrifugal force on the gain and phase of the canal-ocular reflex in rabbit, DNA damage and mutation induced by health lamp-light (UVB) in *Echerichia coli*, Azolla and other small vascular floating plants as a functioning agent of nitrogen fixation in CELSS, the interaction of cosmic radiation and microgravity in the development processes of *Carausius morosus*, and the electrofusion of plant protoplasts under microgravity conditions.

I.S.

**A88-29106**

**THE SPACE LIFE SCIENCES RESEARCH AND APPLICATION IN EUROPE**

KARL E. KLEIN (DFVLR, Institut fuer Flugmedizin, Cologne, Federal Republic of Germany) IN: Biological sciences in space 1986; Proceedings of the 1986 International Symposium, Nagoya, Japan, Nov. 10-12, 1986. Tokyo, MYU Research, 1987, p. 17-24.

The space life sciences activities planned and implemented by ESA and by various West-European national space organizations focus on three domains: (1) the utilization of the space environment for basic research in space life sciences (LSs), (2) the development of technologies for the maintenance of physical and mental health of man in space, and (3) the utilization of microgravity for a potential commercial application. The past projects with European LS payloads on the USSR and the U.S. missions are discussed along with the LS payloads of future missions planned and the specific research activities to be carried out on these flights.

I.S.

**A88-29107**

**SPACE LIFE SCIENCES IN JAPAN**

GENYO MITARAI (Chukyo University, Toyota, Japan) IN: Biological sciences in space 1986; Proceedings of the 1986 International Symposium, Nagoya, Japan, Nov. 10-12, 1986. Tokyo, MYU Research, 1987, p. 25-37. refs

Space life sciences (LSs) research activity of Japan is reviewed, and the present status of the twelve LS experiments planned for the First Materials Processing Test planned to be conducted aboard the Space Station is discussed. The experiments planned for the FMPT projects include studies on endocrine and metabolic changes and on visual stability in space, a neurophysiological study of posture control in fish, studies of the effect of microgravity on the development and formation of bone tissue, and studies on the genetic effects of HZE and cosmic radiation. Other experiments will include investigations on crystal growth in zero gravity, ultrastructural changes of cells in culture, the circadian rhythm of fungus, the electrophoretic separation of cells, and the efficiency of protein electrophoresis in zero gravity.

I.S.

**A88-29109**

**BIOLOGICAL EFFECTS OF RADIATION DURING SPACE FLIGHT**

MITUO IKENAGA (Kyoto, University, Japan), ISAO YOSHIKAWA, TOSHIKAZU AYAKI (Nagasaki University, Japan), and HARUKO RYO (Osaka University, Suita, Japan) IN: Biological sciences in space 1986; Proceedings of the 1986 International Symposium, Nagoya, Japan, Nov. 10-12, 1986. Tokyo, MYU Research, 1987, p. 47-52. refs

The nature of radiation encountered by spaceships from galactic cosmic rays, trapped particles, and solar particles is discussed together with the relative intensity of each radiation source at different altitudes and inclination angles. The effects of each type of radiation (at a given dose) on the rate of mutations in the wings of *Drosophila* were studied by observing changes in two genetic markers, the multiple wing hair, and the flare hair genes. By analyzing 600 wings at each radiation dose, the induced mutations were demonstrated with satisfactory statistical significance at doses as low as 2 rads (compared with less than 1 rem which will be received during one week flight on the Space Shuttle).

I.S.

**A88-29111\*** National Aeronautics and Space Administration. Ames Research Center, Moffett Field, Calif.

**AMPHIBIAN DEVELOPMENT IN MICROGRAVITY**

K. A. SOUZA (NASA, Ames Research Center, Moffett Field, CA) IN: Biological sciences in space 1986; Proceedings of the 1986 International Symposium, Nagoya, Japan, Nov. 10-12, 1986. Tokyo, MYU Research, 1987, p. 61-68. refs

The results of experiments performed by the U.S. Biosatellites 1 and 2 and the Gemini VIII and XII missions and by the Soviet Salyut and Soyuz missions on the effect of gravity on the development of prefertilized amphibian egg and, in particular, of the vestibular system of amphibian embryo are described. In these experiments, the condition of microgravity was reached only after the prefertilized eggs were in the early stages of first cell division or in the blastula stage. No significant changes were observed in the morphology of the embryos or in the vestibular system of embryos developed, respectively, for 2-5 days or 20 days under

conditions of microgravity. Experiments planned for future spaceflights are discussed. I.S.

#### A88-29112

##### EFFECTS OF HYPER-GRAVITY ON THE HEMOSTATIC ACTIVITY OF HAMSTER

I. SUGIE, A. ITO, S. WAKAMATSU, T. OKADA (Aichi Medical University, Japan), K. MATSUNAMI (Gifu University, Japan) et al. IN: Biological sciences in space 1986; Proceedings of the 1986 International Symposium, Nagoya, Japan, Nov. 10-12, 1986. Tokyo, MYU Research, 1987, p. 69-75.

To investigate the effects of exposure to hypergravity on hemostatic activity, platelet, clotting and fibrinolytic activities of male golden hamsters centrifuged at -2 Gx, -3 Gx and -10 Gx for 30 min were measured. Exposure to -2 Gx and -3 Gx caused a significant shortening of r-time, the prolongation of k-time and a decrease of the maximum amplitude of a thromboelastogram. A marked decrease in the fibrinogen concentration and prolongation of the prothrombin time were also observed. Furthermore, the platelet aggregation and the antiplasmin activity in plasma were impaired. In the group exposed to -10 Gx, activated partial thromboplastin time was prolonged and plasminogen activators appeared. The number of small sized platelets increased, and the platelets showed insufficient aggregation. These results, showing the dysfunction of the platelets, the consumption of coagulation factors and the activation of fibrinolysis, suggest that the condition of hemostasis induced by hypergravity would be similar to disseminated intravascular coagulation. Author

#### A88-29113

##### CHANGES IN THE CARDIAC SYSTEM OF BETA(1)-BLOCKED HAMSTERS UNDER HYPER-GRAVITY

HIROTAKE SATAKE, MASAYA NAKASHIMA, KEN'ICHI MATSUNAMI (Gifu University, Japan), and YOSHIO MIZUNO (Daido Institute of Technology, Nagoya, Japan) IN: Biological sciences in space 1986; Proceedings of the 1986 International Symposium, Nagoya, Japan, Nov. 10-12, 1986. Tokyo, MYU Research, 1987, p. 77-84. refs

The effect of centrifugal acceleration on the cardiac system of hamsters with blocked beta(1)-receptors was investigated in anesthetized animals injected with a beta(1) blocking agent atenolol before exposure to 4 and 6 G forces for 10 min, using noninjected labyrinthectomized (L) hamsters and intact animals for comparison. ECGs and impedance plethysmograms were recorded through a telemeter. During the -Gz exposure, the heart rate, the stroke volume (SV), and the cardiac output were found to decrease (as compared with control values), with the SV exhibiting the most significant changes. The responses of the cardiac function in beta-hamsters were similar to those in the L animals. This similarity suggests that cardiac responses due to -Gz acceleration might be affected through the vestibuloautonomic system. I.S.

#### A88-29119

##### EFFECTS OF HEAD-DOWN TILT SUSPENSION ON MASS AND ENZYMATIC PROFILES IN VARIOUS TYPES OF MUSCLES

YOSHINOBU OHIRA, IZUMI TABATA, HIDETARO SHIBAYAMA, and MOTOKO OHIRA (National Institute of Fitness and Sports, Kanoya City, Japan) IN: Biological sciences in space 1986; Proceedings of the 1986 International Symposium, Nagoya, Japan, Nov. 10-12, 1986. Tokyo, MYU Research, 1987, p. 129-134. refs

The effects of unloading in rat hindlimbs by head-down tilt suspension for one week on muscle mass and metabolic characteristics were investigated. Wet weight was decreased after suspension in the soleus, plantaris, gastrocnemius, tibialis anterior, and extensor digitorum longus (EDL) muscles. Data suggested that the degree of atrophy was not fiber-type specific but it was similar for a group of agonist muscles. The cause of the atrophy was a decrease in water content due to fluid shift, and in protein content, except in EDL. Beta-hydroxyacyl CoA dehydrogenase activity was lowered by suspension, but not in lactate dehydrogenase activity. It was also suggested that metabolic change might be fiber-type specific because only oxidative enzyme

decreased the activity, and its decrease was greatest in the soleus muscle which is composed mainly of slow-twitch oxidative fibers.

Author

#### A88-29122

##### BEHAVIOR AND BRAIN ACTIVITY OF CARP DURING PARABOLIC-FLIGHT LOW GRAVITY

SHIGEO MORI, SATORU WATANABE, AKIRA TAKABAYASHI, KAZUO KOGA (Nagoya University, Japan), MANABU SAKAKIBARA (Toyohashi Institute of Technology, Japan) et al. IN: Biological sciences in space 1986; Proceedings of the 1986 International Symposium, Nagoya, Japan, Nov. 10-12, 1986. Tokyo, MYU Research, 1987, p. 155-162. refs

The effect of low gravity on the dorsal light tilt reaction (DLTR) of carp and on the electrical activity of carp cerebellum was investigated in several parabolic-flight experiments. A completely light-dependent DLTR was demonstrated in the intact carp during parabolic flights. Under the condition of low gravity, the tilt angle in the lateral illumination tended to overshoot beyond 90 deg; since this reaction rarely occurs in the labyrinthectomized carp on ground, the finding suggests that the otolith may not be a single organ which detects gravity. The tilt speed was high and relatively steady under low gravity. A power spectral analysis of the cerebellar activity showed an enhancement of power at frequency ranges below 8 Hz and between 12 and 25 Hz. I.S.

#### A88-29123

##### POSTURAL CONTROL OF FISH DURING PARABOLIC AIRCRAFT FLIGHT

AKIRA TAKABAYASHI, SATORU WATANABE, HIROBUMI OHTA (Nagoya University, Japan), RUDOLF VON BAUMGARTEN, and JOACHIM WETZIG (Mainz, Universitaet, Federal Republic of Germany) IN: Biological sciences in space 1986; Proceedings of the 1986 International Symposium, Nagoya, Japan, Nov. 10-12, 1986. Tokyo, MYU Research, 1987, p. 163-172. Research supported by the Japan Society for the Promotion of Science. refs

The effect of hypogravity on the postural control of fish was investigated in intact and labyrinthectomized (either unilaterally, ULT, or bilaterally, BLT) goldfish during a rollercoaster maneuver of parabolic flight. The behavioral responses of individual fish to the changes of gravity were videotaped under two illuminating conditions: a light from the top or from the side. During the hypogravity period, intact fish that were lighted from the top showed a head-down or diving response for the light. For a light from the side, the diving response followed the dorsal light response (DLR). The BLT goldfish displayed a DLR more prominently during the hypogravity period than during 1 G and hypergravity. Compared with BLT fish, the ULT fish assumed a normal stable posture under hypergravity conditions, but displayed tilting behavior even for the light from the top. The findings suggest that the visual system plays an important role in stabilizing body posture, especially during hypogravity. For the periods of weightlessness, however, vestibular imbalance between the right and left side may emphasize a postural disturbance. I.S.

#### A88-29124

##### ROLE OF HISTAMINE IN MOTION SICKNESS AND SPACE MOTION SICKNESS

NORIAKI TAKEDA, MASAHIRO MORITA, TAKESHI KUBO, ATSUSHI YAMATODANI, HIROSHI WADA (Osaka University, Japan) et al. IN: Biological sciences in space 1986; Proceedings of the 1986 International Symposium, Nagoya, Japan, Nov. 10-12, 1986. Tokyo, MYU Research, 1987, p. 173-177. refs

The nature of neural mechanisms involved in space motion sickness was investigated in rats subjected to two kinds of rotational stimulation: (1) 'single' rotation at 80 rpm and (2) double rotation. In double rotation, rats received (for 60 min) centrifugal (at 80 rpm) and angular accelerations that changed in direction and magnitude continuously. As an index of the motion sickness, the kaolin intake (which in rats is proportional to the degree of motion-sickness-induced pica) was determined. It was found that, while single rotation did not produce pica in rats, the sensory

conflict produced by double rotation resulted in pica. In these rats, the histamine content of hypothalamus and the pons-medulla region was measured periodically and was found to increase significantly over the control (with maximal concentrations occurring in both regions after 15 min of double rotation), suggesting that a substance like alpha-fluoromethylhistidine might be an effective anti-motion-sickness drug. I.S.

**A88-29125\*** Baylor Coll. of Medicine, Houston, Tex.

#### **VESTIBULAR-VISUAL CONFLICT TRAINING**

MAKOTO IGARASHI, TETSUO HIMI, WALTER B. KULECZ (Baylor College of Medicine, Houston, TX), and KAZUTOYO KOBAYASHI (Sapporo Medical College, Japan) IN: Biological sciences in space 1986; Proceedings of the 1986 International Symposium, Nagoya, Japan, Nov. 10-12, 1986. Tokyo, MYU Research, 1987, p. 178-184. refs

(Contract NAG2-289; NIH-NS-10940)

Squirrel monkeys susceptible to vestibular-visual conflict (similar to that produced in space motion) were successfully trained to lesser sensitivity by repeated exposures to various randomly mixed patterns of vestibular-visual conflict in sagittal plane. As long as the training effect was retained, trained animals exhibited low sickness scores and no emesis. It is suggested that the adaptation maneuvers described in this study can be effective as a training routine for crew members immediately prior to their space flight missions. I.S.

**A88-29126**

#### **THE EFFECT OF CENTRIFUGAL FORCE ON THE GAIN AND PHASE OF THE CANAL-OCULAR REFLEX IN RABBIT**

I. KOIZUKA, T. MATSUNAGA (Osaka University, Japan), and T. KUBO (Kagawa Medical College, Japan) IN: Biological sciences in space 1986; Proceedings of the 1986 International Symposium, Nagoya, Japan, Nov. 10-12, 1986. Tokyo, MYU Research, 1987, p. 185-190. refs

The gain and the phase of the vestibuloocular reflex (VOR) of rabbits were measured under two conditions: (1) centric rotation, when the head of the rabbit was placed at the center of the rotation axis of a rotating table and (2) eccentric rotation, when the head was placed 50 cm away from the rotation center along the rostral-caudal axis. Eye movements were recorded by silver-needle electrodes placed at the outer canthi of the rabbits. Compared with the centric VOR experiment, the gain values at 0.5 and 1.0 Hz in the eccentric VOR experiment were significantly lower. On the other hand, the phase of eccentric VOR was similar to the phase of the centric VOR at each frequency. I.S.

**A88-29127**

#### **FUNCTIONAL ORGANIZATION OF THE CAT UTRICULUS STUDIED WITH THE VESTIBULOOCULAR REFLEX INDUCED BY ELECTRICAL STIMULATION**

HIROYASU JIJIWA, TAKAKO MOTOOKA, HIROOMI KEINO (Institute of Developmental Research, Kasugai, Japan), and SATORU WATANABE (Nagoya University, Japan) IN: Biological sciences in space 1986; Proceedings of the 1986 International Symposium, Nagoya, Japan, Nov. 10-12, 1986. Tokyo, MYU Research, 1987, p. 191-198. refs

(Contract MOESC-60570059)

Functional arrangement of the utricle macula was investigated in cats whose left utricular macula was stimulated electrically on its undersurface, with the stimulating microelectrode being moved by a micromanipulator in the observation field of a microscope. The induced eye movements were recorded using a video tape recorder or were photographed. SEM observations of fixed macula were used to detect regional differences in the orientation of the morphological polarization of the hair cells. The results obtained were interpreted by taking into account the fact that the eye movement induced through the vestibuloocular reflex compensates for head movement, and that an excitation mechanism for the hair cell (as revealed in the saccular macula by Shotwell et al., 1981) is also operational in the utricular macula. Based on these interpretations, a functional arrangement pattern of the utricular macula is proposed. I.S.

**A88-29128**

#### **BIOPHYSICAL AND BIOCHEMICAL MECHANISMS FOR LONG-TERM ADAPTIVE MODIFICATIONS OF A MOLLUSCAN VISUAL-VESTIBULAR NETWORK**

MANABU SAKAKIBARA (Nagoya University, Japan; National Institute of Neurological and Communicative Disorder and Stroke, Woods Hole, MA), DANIEL L. ALKON (National Institute of Neurological and Communicative Disorder and Stroke, Woods Hole, MA), and SATORU WATANABE (Nagoya University, Japan) IN: Biological sciences in space 1986; Proceedings of the 1986 International Symposium, Nagoya, Japan, Nov. 10-12, 1986. Tokyo, MYU Research, 1987, p. 199-208. refs

This paper discusses the mechanisms responsible for adaptive modifications that take place in the visual-vestibular network of *Hermissenda* mollusk in response to Pavlovian conditioning by paired light and rotation, when the animal learns a predictive relationship between the visual and vestibular stimuli and reacts to light alone by contracting its 'foot'. Published results implicate cumulative depolarization of the type-B cell and  $Ca^{2+}$ -triggered phosphorylation as major contributors to persistent changes in type B cell ionic conductances that occur with associative learning. Other mechanisms, such as neurochemical modulation, may play a role. Thus, histochemical techniques revealed the presence of a single monoamine-containing optic ganglion cell, the staining characteristics of which were consistent with norepinephrine, suggesting a role for training-induced modulation of type B cell ionic currents by neuromodulators within the optic ganglion. I.S.

**A88-29129**

#### **THE ROLE OF GRAVICEPTION IN CLASSICALLY CONDITIONED VISUAL RESPONSES OF THE MARINE SNAIL HERMISSENDA**

I. IZJA LEDERHENDLER and DANIEL L. ALKON (National Institute of Neurological and Communicative Disorder and Stroke, Woods Hole, MA) IN: Biological sciences in space 1986; Proceedings of the 1986 International Symposium, Nagoya, Japan, Nov. 10-12, 1986. Tokyo, MYU Research, 1987, p. 209-216. refs

In *Hermissenda* snail, repeated pairings of rotation and light result in transference of influence from the graviceptive to the visual system; the conditioning is optimal when a 1.0-sec delay is introduced between the onset of the light and the rotation stimuli. Cell-by-cell analysis, using anatomical and electrophysiological methods, showed that the flow of visual and graviceptive information converges at specific cellular loci. Data from animals, that had been conditioned and from which the nervous system was removed after the training, produced evidence that the membrane of a specific photoreceptor in the eyes of *Hermissenda* undergoes an increase of excitability which persists for days. Conditioning-specific reductions of  $K^{+}$  currents take place, which are intrinsic to single identified neurons. I.S.

**A88-29130**

#### **DNA DAMAGE AND MUTATION INDUCED BY A HEALTH LAMP-LIGHT (UVB) IN ESCHERICHIA COLI**

TAKEO OHNISHI (Nara Medical University, Japan) IN: Biological sciences in space 1986; Proceedings of the 1986 International Symposium, Nagoya, Japan, Nov. 10-12, 1986. Tokyo, MYU Research, 1987, p. 217-224. refs

The biological effect of the health-lamp light (UVB) was investigated by measuring the rate of formation of thymine-thymine (TT) and cytosine-thymine (CT) dimers in four isogenic strains of *E. coli* (one of them being the wild-type parental strain of the three others) irradiated by UVB light or germicidal UV light. Two-dimensional paper chromatography was used for one-step separation of TCA-soluble pyrimidine dimers. The UVB light was found to cause cell death in all *E. coli* strains except the wild-type one. However, the *umu* gene expression was induced in all four strains, as was the mutation rate. The health-lamp light, as well as the germicidal light (254 nm), was found to produce thymine-containing dimers; however, more CT dimers (and relatively less TT dimers) were produced by the health-lamp light than by the germicidal light. I.S.



## 51 LIFE SCIENCES (GENERAL)

**A88-29131**

### **CELL CULTURES IN SPACE - FROM BASIC RESEARCH TO BIOTECHNOLOGY**

AUGUSTO GOGOLI, BIRGIT BECHLER, GIOVANNA LORENZI, FELIX K. GMEINDER, and MARIANNE GOGOLI (Zuerich, Eidgenoessische Technische Hochschule, Zurich, Switzerland) IN: Biological sciences in space 1986; Proceedings of the 1986 International Symposium, Nagoya, Japan, Nov. 10-12, 1986. Tokyo, MYU Research, 1987, p. 225-232. Research supported by the Eidgenoessische Technische Hochschule Zuerich. refs (Contract NSF-3,382,0,82)

Changes brought about by microgravity conditions on the behavior of single cells grown in culture are discussed. Results from Biorack flown aboard Spacelab D-1 indicate that the exposure of microorganisms to microgravity resulted in increased proliferation rate (in *Paramecium* and *B. subtilis*), increased resistance to antibiotics and changed membrane permeability (*E. coli*), increased biomass yield (*B. subtilis*), and increased frequency and velocity of cytoplasmic streaming (*Physarum*). Human lymphocytes treated in space with concanavalin A exhibited an almost 100 percent inhibition of mitogenic activation, as compared with ground controls. Biorack will fly again on the IML-1 mission planned for 1990, carrying experiments for studies of microgravity effects on single cells. I.S.

**A88-29133**

### **MODELS OF AMPHIBIAN EMBRYONIC DEVELOPMENT AND THEIR PREDICTIONS FOR DEVELOPMENT AT MICROGRAVITY**

STEVEN D. BLACK (California, University, Berkeley) IN: Biological sciences in space 1986; Proceedings of the 1986 International Symposium, Nagoya, Japan, Nov. 10-12, 1986. Tokyo, MYU Research, 1987, p. 240-246. refs

Numerous theories have been proposed to explain amphibian embryonic axis development. Two current theories, the 'sperm aster model' and the 'density compartment model', make predictions about development in microgravity. The recent developments of the two models is traced, their different predictions regarding development at microgravity are explained and new data that suggest that axis polarity will follow the position of sperm entry in space as it does on earth are discussed. Author

**A88-29134\*** National Aeronautics and Space Administration. Ames Research Center, Moffett Field, Calif.

### **THE OPPORTUNITIES FOR SPACE BIOLOGY RESEARCH ON THE SPACE STATION**

RODNEY W. BALLARD and KENNETH A. SOUZA (NASA, Ames Research Center, Moffett Field, CA) IN: Biological sciences in space 1986; Proceedings of the 1986 International Symposium, Nagoya, Japan, Nov. 10-12, 1986. Tokyo, MYU Research, 1987, p. 247-252. refs

The goals of space biology research to be conducted aboard the Space Station in 1990s include long-term studies of reproduction, development, growth, physiology, behavior, and aging in both animals and plants. They also include studies of the mechanisms by which gravitational stimuli are sensed, processed, and transmitted to a responsive site, and of the effect of microgravity on each component. The Space Station configuration will include a life sciences research facility, where experiment cycles will be on a 90-day basis (since the Space Station missions planned for the 1990s call for 90-day intervals). A modular approach is taken to accommodate animal habitats, plant growth chambers, and other specimen holding facilities; the modular habitats would be transportable between the launch systems, habitat racks, a workbench, and a variable-gravity centrifuge (included for providing artificial gravity and accurately controlled acceleration levels aboard Space Station). I.S.

**A88-29138**

### **EFFECT OF GRAVITY ON THE MORPHOGENESIS OF ORGANISMS - THE CASE OF A CELLULAR SLIME MOLD, DICTYOSTELIUM DISCOIDEUM**

YUKISHIGE KAWASAKI, HIROSHI MIZUTANI (Mitsubishi-Kasei Institute of Life Sciences, Tokyo, Japan), and TAKESHI KIRIU (Toho University, Chiba, Japan) IN: Biological sciences in space 1986; Proceedings of the 1986 International Symposium, Nagoya, Japan, Nov. 10-12, 1986. Tokyo, MYU Research, 1987, p. 285-290.

The effect of microgravity on a cellular slime mold, *Dictyostelium discoideum*, was investigated by culturing *D. discoideum* spores in petri dishes placed on a clinostat or in a centrifugal machine, and measuring the height of fruiting bodies. The petri dishes were placed with the agar surface facing toward (for -g) or against (for +g) the direction of gravity. Fruiting bodies were found to form even at simulated zero g, although their height at zero g was the smallest among the experimental samples. As the gravity increased, the height of fruiting bodies increased. The height of fruiting bodies was greater in positive gravity than in negative gravity fields below 3 g, although even at negative gravity the heights were greater than at zero gravity. I.S.

**A88-29139**

### **EFFECTS OF HYPERGRAVITY ON CULTURED MAMMALIAN CELLS**

YASUHIRO KUMEI, ATSUSHIGE SATO, KAZUKO OZAWA, TOHRU NAKAJIMA (Tokyo, Medical and Dental University, Japan), and MASAMICHI YAMASHITA (Tokyo, University, Japan) IN: Biological sciences in space 1986; Proceedings of the 1986 International Symposium, Nagoya, Japan, Nov. 10-12, 1986. Tokyo, MYU Research, 1987, p. 291-296.

The effects of hypergravity on the proliferation of cultured mammalian cells was investigated using V79, HeLa, and JTC-12 cells pregrown for 3-4 days at unit gravity and then exposed to centrifugal forces of 18, 35, or 70 x g for 3 to 4 days. The gravity effect was assessed by examining the total number of cells and the degree of H-3-thymidine incorporation in each culture flask. It was found that the number of cells and the degree of thymidine incorporation at 18 x g and at 35 x g were increased, in comparison to control levels, in all cells. At 70 x g, the enhancing effect on cell proliferation was reduced in HeLa and JTC-12 cells, but was increased in V79 cells. It was found that, at least in the HeLa cells, the enhancement of proliferation was mainly due to the shortening of the G1-phase duration. No changes in the morphology were detected in the phase contrast micrographs of exposed cells. I.S.

**A88-29148**

### **THE INACTIVATION OF MICROORGANISMS BY DIFFERENT HEAVY IONS**

T. TAKAHASHI, F. YATAGAI, T. KATAYAMA (Institute of Physical and Chemical Research, Wako, Japan), T. DOKE (Waseda University, Tokyo, Japan), and H. OHASHI (NRI Life Science, Kamakura, Japan) IN: Biological sciences in space 1986; Proceedings of the 1986 International Symposium, Nagoya, Japan, Nov. 10-12, 1986. Tokyo, MYU Research, 1987, p. 365-372. refs

In this paper, the radiation dose around the trajectory of a heavy ion is estimated using the energy deposition algorithm for electrons developed by Tabata and Ito (1974). The sensitive element is assumed to be a short cylinder of radius 'a' whose axis is parallel to the path of the ion. The result of the density of energy delivery calculations, as well as the Butts and Katz (1967) dose, are applied to interpret inactivation cross sections of *B. subtilis* spores and *E. coli* B(s-1) for alpha-particles and heavy ions in experiments that are preliminary to the space studies of the effects of cosmic rays. Preliminary results show that the fraction of dead spores in a sample of *B. subtilis* spores hit by a single 35-MeV Ar ion was about 30 percent, while in the case of 20-60 MeV Xe ion, the fraction of dead spores was about 50 percent. I.S.

A88-29237

**SPACE FARMING IN THE 21ST CENTURY**

FRANK B. SALISBURY and BRUCE G. BUGBEE (Utah State University, Logan) Twenty-first Century Science and Technology (ISSN 0895-6820), vol. 1, Mar.-Apr. 1988, p. 32-41. refs

An account is given of the system design features and projected productivity of a fusion-powered farm on the moon, dubbed 'Luna City'. Attention is given to the rationale for nuclear fusion power and to the nutritional and cultural criteria applied to crop evaluation, as well as to plant physiological responses to the entirely artificial environment, and the cuisine that could be based on the crops in question. Legumes, salad crops, leaf and flower crops, sugar-precursors, nuts, roots and tubers, grains, fruits, oil-bearing crops, and herbs and spices, are all included in the plan for Luna City. O.C.

A88-30001

**FUNCTIONAL AND MORPHOLOGICAL CHARACTERISTICS OF CARDIOVASCULAR DISORDERS DURING PROLONGED HYPERTHERMIA [FUNKSIONAL'NAIA I MORFOLOGICHESKAIA KHARAKTERISTIKI NARUSHENII DEIATEL'NOSTI SERDECHNO-SOSUDISTOI SISTEMY PRI PRODOLZHITEL'NOI GIPERTERMII]**

A. A. MOIBENKO, L. A. GRABOVSKII, L. F. POPOVICH, and E. G. BDKOV (AN USSR, Institut Fiziologii, Kiev, Ukrainian SSR) Fiziologicheskii Zhurnal (Kiev) (ISSN 0201-8489), vol. 34, Jan.-Feb. 1988, p. 17-23. In Russian. refs

A88-30002

**PERMEABILITY OF THE HEMATOPARENCHYMATOUS OXYGEN BARRIER UNDER VARIABLE PARTIAL OXYGEN PRESSURE IN INHALED AIR [PRONITSAEOST' GEMATOPARENKHIMATOZNOGO BAR'ERA DLIA KISLORODA PRI EGO RAZLICHNOM PARTSIAL'NOM DAVLENII VO VDYKHAEMOM VOZDUKHE]**

V. I. NOSAR' (AN USSR, Institut Fiziologii, Kiev, Ukrainian SSR) Fiziologicheskii Zhurnal (Kiev) (ISSN 0201-8489), vol. 34, Jan.-Feb. 1988, p. 59-66. In Russian. refs

The effect of partial oxygen pressure on the hematoparenchymous barrier for oxygen (HPB) was investigated in rabbits breathing (through a mask) gas mixtures containing different percentages of O<sub>2</sub>. The parameters of HPB permeability, P(HPB), and the rate of blood supply to the gastrocnemius muscle, Q(m), were calculated according to Berezhovskii et al. (1984). It is shown that the inhalation of hypoxic gas mixtures results in arterial and venous hypoxemia and, in mixtures containing only 7 percent O<sub>2</sub>, in significant lowering of partial O<sub>2</sub> pressure in muscular tissue. In rabbits inhaling a gas mixture containing 7 percent O<sub>2</sub>, the value of P(HPB) and the P(HPB)/Q(m) was almost twice as high as that under normal conditions; on the other hand, these values were lower than normal in rabbits breathing a hyperoxic gas mixture (80 percent O<sub>2</sub>), demonstrating that the hematoparenchymous barrier is one of the regulators of oxygen fluxes and of tissue respiration. I.S.

A88-30003

**THE STATE OF THE RESPIRATORY CHAIN COMPONENTS OF HEPATOCYTES UNDER THE COMBINED EFFECTS OF HYPEROXYBARIA AND THE BETA-ADRENOBLOCKING AGENT OXIDAN [SOSTOIANIE KOMPONENTOV DYKHATEL'NOI TSEPI GEPATOTSITOV PRI VOZDEISTVII GIPEROKSIBARII V SOCHETANII S BETA-ADRENOBLOKATOROM OBZIDANOM]**

S. L. NIKOLAI (Kishinevskii Gosudarstvennyi Meditsinskii Institut, Kishinev, Moldavian SSR) Fiziologicheskii Zhurnal (Kiev) (ISSN 0201-8489), vol. 34, Jan.-Feb. 1988, p. 96-100. In Russian. refs

A88-30004

**THE EFFECT OF THE PROCEDURE OF ADETURON ADMINISTRATION ON THE EXTENT OF RADIATION-INDUCED DAMAGE IN MICE [RADIATSIONNOE PORAZHENie MYSheI V ZAVISIMOSTI OT SPOSOBOV PRIMENENIIA ADETURONA]**

T. P. PANTEV, S. TS. TOPALOVA, I. T. NIKOLOV, V. B. TENCHOVA (Meditsinska Akademiia, Institut Rentgenologii i Radiobiologii, Sofia, Bulgaria), and N. I. GVOZDEVA (Institut Biofiziki, Moscow, USSR) Radiobiologiya (ISSN 0033-8192), vol. 28, Jan.-Feb. 1988, p. 104-106. In Russian. refs

The protective effect of adeturon administered in different doses and at different times on X-ray-induced damage in mice was investigated. In one series of experiments, mice were injected with 250 mg/kg adeturon 15 min before and immediately after irradiation. The second experimental group received no drug before irradiation, but 500 mg/kg of the drug was administered immediately after the exposure to X-rays. The survival rate, the leucocyte counts, the cell numbers in the bone marrow and in the spleen, and the nucleic acid content in the blood were used as the indices of damage. The results indicate that the administration of two 250 mg/kg doses of adeturon was more effective than the administration of a single 500 mg/kg dose after irradiation. I.S.

A88-30005

**ON THE MECHANISM OF THE ANTIMUTAGENIC EFFECT OF DIBUNOL [K VOPROSU O MEKHANIZME ANTIMUTAGENNOGO DEISTVIA DIBUNOLA]**

L. M. BAKHITOVA and I. V. KOLONINA (AN SSSR, Institut Obshchei Genetiki, Moscow, USSR) Radiobiologiya (ISSN 0033-8192), vol. 28, Jan.-Feb. 1988, p. 111-113. In Russian. refs

The effect of a phenolic antioxidant, butylhydroxytoluol (dibunol), on the different stages of the mutation process induced by gamma rays was investigated using V-79 cultured cells irradiated with Cs-137 at 4.7 Gy/min. In one experimental series, 2.5 or 5 microg dibunol was introduced into the growth medium 2 hr before irradiation; in the second series, the same doses of dibunol were introduced after irradiation, at times varying from 0.5 to 72 h. Compared with untreated controls or with nonirradiated cells treated with dibunol, irradiated cells displayed 2 to 2.5-fold increased numbers of cells with micronuclea and fragmented nuclea. Pretreatment with dibunol resulted in decreased numbers of both micronuclea and fragmented nuclea, with decreases being proportional to the dose. In the second series, the protective effect of dibunol depended on the time of treatment. The best results were achieved with cells treated 72 hr after irradiation, i.e., during the second or third cell division. I.S.

A88-30006

**CHANGES IN THE ACTIVITY AND THE CONDITIONED REFLEXES OF ALBINO RATS DURING AND AFTER CHRONIC IRRADIATION WITH MICROWAVES [IZMENENIIA AKTIVNOSTI I USLOVNO-REFLEKTORNOI DEIATEL'NOSTI BELYKH KRYIS V PERIOD KHRONICHESKOGO MIKROVOLNOVOGO OBLUCHENIIA I POSLE NEGO]**

M. A. NAVAKATIKIAN (Kievskii Nauchno-Issledovatel'skii Institut Obshchei i Kommunal'noi Gigieny, Kiev, Ukrainian SSR) Radiobiologiya (ISSN 0033-8192), vol. 28, Jan.-Feb. 1988, p. 120-125. In Russian. refs

The effect of chronic (1-3 months, 7 hr/day) irradiation with microwaves (2375 MHz; 1, 5, 10, 50, and 500 microW/sq cm) on the activity and the conditioned reflexes of rats was investigated using the open-field test of Navakatikian (1980) to register general activity, and the experimental arrangement described by Navakatikian (1979) to measure conditioned defence reflexes. It was found that, during exposure to microwaves, the inhibition of both the general activity and the conditioned-reflex activity decreased significantly. Upon the termination of irradiation, the general activity of rats went up, and the defense conditioned reflexes gradually normalized. I.S.

A88-30406

**HYPEROXIC LUNG DAMAGE IN MICE - APPEARANCE AND BIOCONVERSION OF PEPTIDE LEUKOTRIENES**

LEWIS J. SMITH, MIR SHAMSUDDIN, JAMES ANDERSON, and WEI HSUEH (Northwestern University; USVA, Lakeside Medical Center; Children's Memorial Hospital, Chicago, IL) *Journal of Applied Physiology* (ISSN 0161-7567), vol. 64, March 1988, p. 944-951. Research supported by Northwestern University, Children's Memorial Hospital Research Foundation, and USVA. refs

A88-31478

**NEW PROSPECTS FOR DEDUCING THE EVOLUTIONARY HISTORY OF METABOLIC PATHWAYS IN PROKARYOTES - AROMATIC BIOSYNTHESIS AS A CASE-IN-POINT**

SUHAIL AHMAD and ROY A. JENSEN (Florida, University, Gainesville) (International Society for the Study of the Origin of Life, Meeting, 5th, Berkeley, CA, July 21-25, 1986) *Origins of Life and Evolution of the Biosphere* (ISSN 0169-6149), vol. 18, no. 1-2, 1988, p. 41-57. refs  
(Contract NSF PCM-83-16275)

A perspective for the evolution of the biochemical pathway for the biosynthesis of aromatic amino acids in Superfamily-B prokaryotes is developed, with the genes specifying a particular product identified. It is shown that, in terms of their amino acid makeup, contemporary prokaryotes evolved as a result of different evolutionary steps for different species. Thus, *Acinetobacter* is the product of only one genetic change, while the evolution of *E. coli* involved six steps. Generalizations that apply to three divisions of eubacteria (cyanobacteria, Gram-positive eubacteria, and Gram-negative eubacteria) are discussed. I.S.

A88-31479

**ARCHAEBACTERIAL CLASS I AND CLASS II ALDOLASES FROM EXTREME HALOPHILES**

WIJAYA ALTEKAR and NENOO M. DHAR (Bhabha Atomic Research Centre, Bombay, India) (International Society for the Study of the Origin of Life, Meeting, 5th, Berkeley, CA, July 21-25, 1986) *Origins of Life and Evolution of the Biosphere* (ISSN 0169-6149), vol. 18, no. 1-2, 1988, p. 59-64. refs

Both, class I (Schiff-base forming) and class II (metal requiring) fructose biphosphate aldolases were found to be distributed among halophilic archaeobacteria. The aldolase activity from *Halobacterium halobium*, *H. salinarum*, *H. cutirubrum*, *H. mediterranei* and *H. volcanii* exhibited properties of a bacterial class II aldolase as it was metal-dependent for activity and therefore inhibited by EDTA. In contrast, aldolase from *H. saccharovorum*, *Halobacterium R-113*, *H. vallismortis* and *Halobacterium CH-1* formed a Schiff-base intermediate with the substrate and therefore resembled to eukaryotic class I type. The type of aldolase did not vary by changes in the growth medium. Author

A88-31480

**THE DEGENERACY RULE OF GENETIC CODE**

LIAO FU LUO (Inner Mongolia University, Hohhot, People's Republic of China) (International Society for the Study of the Origin of Life, Meeting, 5th, Berkeley, CA, July 21-25, 1986) *Origins of Life and Evolution of the Biosphere* (ISSN 0169-6149), vol. 18, no. 1-2, 1988, p. 65-70. refs

the degeneracy rules of genetic code including the distribution of terminators have been deduced through the minimization of mutational deterioration (MD). The MD of a given group of codons is divided into three parts: transitional, transversional and wobbles. The averaged mutational deteriorations (AMD) of various amino acids have been proved in order of their degrees of irreplaceability. Author

A88-31482

**CYBERNETIC ORIGINS OF REPLICATION**

DAVID P. BLOCH (International Society for the Study of the Origin of Life, Meeting, 5th, Berkeley, CA, July 21-25, 1986) *Origins of Life and Evolution of the Biosphere* (ISSN 0169-6149), vol. 18, no. 1-2, 1988, p. 87-96. Research supported by the RGK Foundation and Richard Lounsbery Foundation. refs

This paper proposes a model depicting a series of evolutionary processes beginning with chemical systems and progressing toward replicating systems. The evolutionary progression is resolved into four phases: (1) the replication of RNA segments by self-priming and self-templating, (2) the replication of single-stranded molecules by elongation and controlled scission, (3) the replication of complementary duplexes, and (4) the replication of DNA. The model includes events that introduce such elements of control as are experienced during Darwinian evolution, thus providing a conceptual framework that bridges the gap between pre-Darwinian chemical processes and Darwinian evolution. I.S.

A88-31483\* Texas Univ., Austin.

**EVOLUTION OF E. COLI tRNA(Trp)**

MARK P. STAVES (Texas, University, Austin), JAMES C. LACEY, JR. (Alabama, University, Birmingham), and DAVID P. BLOCH (International Society for the Study of the Origin of Life, Meeting, 5th, Berkeley, CA, July 21-25, 1986) *Origins of Life and Evolution of the Biosphere* (ISSN 0169-6149), vol. 18, no. 1-2, 1988, p. 97-105. Research supported by the RGK Foundation and Richard Lounsbery Foundation. refs  
(Contract NGR-01-010-001)

It has been shown by Lacey et al. (1985) that, in general, the hydrophobicity ranking of an amino acid correlates with that of its anticodon nucleotide, with tryptophan being one of the four amino acids for which this rule does not apply. It was proposed that this failure to correlate was due to the fact that the anticodon assignments for the four amino acids were made late, after the mutation of existing tRNAs. In this paper, the evolution of *E. coli* tRNA(Trp) is examined by comparing its homology with other *E. coli* tRNAs. The results demonstrate the presence of an evolutionary relationship between *E. coli* tRNA(Trp) and tRNA(Gly) or tRNA(Arg) molecules, and support the idea of the late assignment of anticodon to Trp. I.S.

A88-32014

**PRECAPILLARY AND POSTCAPILLARY RESISTANCE AND TRANSCAPILLARY FLUID EXCHANGE IN THE INTESTINE UNDER THE EFFECTS OF HYPOXIC AND HYPOTHERMIC STIMULI ON THE ORGANISM [PRE- I POSTKAPILLARNOE SOPROTVIENIE I TRANSKAPILLIARNYI OBMEN ZHIKOSTI V KISHECHNIKE PRI DEISTVIYI GIPOKSICHESKOGO I GIPOTERMICHESKOGO STIMULOV NA ORGANIZM]**

A. A. NURMATOV, I. U. A. KUDRIASHOV, B. I. TKACHENKO, and V. G. BOCHKOVA (AMN SSSR, Institut Eksperimental'noi Meditsiny, Leningrad, USSR) *Fiziologicheskii Zhurnal SSSR* (ISSN 0015-329X), vol. 74, Jan. 1988, p. 70-76. In Russian. refs

The separate and combined effects of hypothermia and hypoxia on the arterial and venous precapillary and postcapillary flow resistance and on the transcapillary fluid exchange in cat intestine were investigated using small intestine preparations isolated hemodynamically from the body of an anesthetized (but breathing naturally) cat and perfused with the animal's own blood. The hemodynamic indices were determined under the conditions of normothermia and normoxia, normothermia and hypoxia (10 percent O<sub>2</sub> in N<sub>2</sub>), and hypothermia (30 C) followed by hypoxia. It was found that, upon an increase of precapillary and postcapillary resistance due to hypothermia, hypoxia induced no significant shifts in the background values of the small intestine hemodynamics. At the same time, the postcapillary resistance changes, induced by hypoxia alone, were different in value and direction from those induced by hypoxia in combination with hypothermia. I.S.

A88-32015

**THE EFFECT OF ADAPTATION TO COLD ON THE ENERGY-DEPENDENT ION TRANSPORT IN THE SKELETAL MUSCLE FIBERS OF RATS [VLIANIE ADAPTATSII K KHOLODU NA ENERGOZAVISIMYI IONNYI TRANSPORT VOLOKON SKELETNYKH MYSHTS KRYSY]**

G. P. BELOUSOVA, A. D. PSHEDETSKAIA, and I. N. ZVIAGINA (Petrozavodskii Gosudarstvennyi Universitet, Petrozavodsk, USSR) *Fiziologicheskii Zhurnal SSSR* (ISSN 0015-329X), vol. 74, Jan. 1988, p. 137-142. In Russian. refs

The resting membrane potential (RMP) of fast and slow skeletal-muscle fibers (from m. gastrocnemius medialis and m. soleus, respectively) were measured in control and cold-adapted rats before and 15 and 30 min after an injection with strophanthin. The sensitivity of fast and slow fibers to the depolarizing effect of strophanthin was found to differ in both control and cold-adapted animals: in control rats, the effect was stronger in the gastrocnemius fibers than it was in the soleus, whereas in cold-adapted rats, the opposite was true. Thus, the process of adaptation to cold appears to induce a redistribution of the metabolic constituent of RMPs differently in different types of muscle fibers. I.S.

**N88-19061# School of Aerospace Medicine, Brooks AFB, Tex. LASER FLASH EFFECTS ON CHROMATIC DISCRIMINATION IN MONKEYS Final Report, Apr. 1986 - Jun. 1987**

ELMAR T. SCHMEISSER Oct. 1987 26 p  
(AD-A187703; USAFSAM-TR-87-17) Avail: NTIS HC A03/MF A01 CSDL 06D

Detecting a camouflaged target in a visually noisy background depends on the ability of the observer to discriminate the target from the surrounding terrain. Visible laser irradiation at less than damage levels can act as a masking source by compromising or reducing the observer's ability to resolve differences in the visual scene. Previous research has examined this concept by investigating laser flash effects on: acuity (size discrimination); tracking (motion discrimination); visual sensitivity (color); and contrast sensitivity functions (luminance contrast). In all cases, flashes from continuous-wave (CW) sources have proven more effective visually than pulsed (Q-switched) sources, when compared on peak energy criterion (i.e., MPE), even though Q-switched lasers induce damage at lower energy doses. Additionally, the inherent safety of ultra-short laser pulses has been questioned. Past animal research has shown that, on the measures of acuity, sensitivity, tracking, and contrast detection, the animals recover to baseline if the exposure has remained below the MPE. The one measure that has not been investigated is color discrimination. The major conclusions from this investigation are: (1) red and green colored laser flashes shift the color balance transiently in the visual system, and yellow flashes do so to a lesser extent; thus targets may change both hue and brightness after an observer receives colored flashes; and (2) Q-switched lasers, at non-lesioning levels, when equated for time averaged perceptual brightness, have comparable effects to flashes with longer time courses. GRA

**N88-19062# Army Research Inst. of Environmental Medicine, Natick, Mass.**

**CARBAMATES, ATROPINE, AND DIAZEPAM: EFFECTS ON PERFORMANCE IN THE RUNNING RAT**

CANDACE B. MATTHEW, ROGER W. HUBBARD, RALPH P. FRANCESCONI, and GLENN J. THOMAS 21 Oct. 1987 9 p  
(AD-A188009) Avail: NTIS HC A02/MF A01 CSDL 06O

We have reported that when rats (500 g, male) are exercised to exhaustion on a treadmill, pretreatment with the centrally acting carbamate physostigmine reduced endurance (run time, RT) and increased the rate of rise of core temperature ( $T_{c+}$ ). Both RT and  $T_{c+}$  were restored to control levels by pretreatment with either a combination of atropine (A), and diazepam (D). Our objective in the present work was to determine whether A+D could also restore the performance and thermoregulatory decrements induced by the peripherally acting carbamate pyridostigmine (PY). After drug administration, rats were run (11m/min, 60 elevation,  $T_a = 26^\circ\text{C}$ ) to exhaustion. PY treatment resulted in a reduced RT and an increased heat gain that neither

A nor D alone (A+PY and D+PY) could restore to control levels. On the other hand, a combination of both A and D restored these variables to control levels. On the other hand, a combination of both A and D restored these variables to control levels. In conclusion, A+D can restore the performance and thermoregulatory decrements resulting from the administration of either a centrally or a peripherally acting carbamate. GRA

**N88-19063# Texas Univ. Health Science Center, Houston.**

**PSYCHOPHYSICAL, BIOCHEMICAL AND HISTOLOGICAL STUDIES OF SPECTRALLY SELECTIVE PHOTIC DAMAGE TO PRIMATE RETINA Annual Report, Final Report, 1 Nov. 1982 - 1 Feb. 1987**

H. G. SPERLING and A. A. WRIGHT 25 Feb. 1987 38 p  
(Contract DAMD17-83-C-3003; DA PROJ. 3M1-61102-BS-10)  
(AD-A188115) Avail: NTIS HC A03/MF A01 CSDL 06G

Spectral sensitivity and hue discrimination data are presented which show an irrecoverable loss of blue sensitive cone (B-cone) response following as little as 64. milliwatts per square cm of 458.5nm argon-ion laser exposure to rhesus monkey central retina over 4 hours of intermittent exposure. If reciprocity of intensity and exposure is linear, blue-blindness and attendant loss of discrimination colored signals could result from fewer than 240 brief exposures to blue laser light over a several hour period. Evidence is also shown for green lights. During the current contract period, success was obtained in destroying the B-cone response in single sessions under anaesthesia and in obtaining spectral sensitivity measures from the focal ERG which are sufficiently stable and detailed to measure the response of R-, G- and B-cones, rods and the interactions between them. Evidence is presented, from the focal ERG, that the color-opponent type neural inhibition exists in rhesus, as in fish and amphibia, in the out-plexiform layer of the retina, since it is detectable in the late receptor potential (a-wave). GRA

**N88-19064# Science Applications International Corp., McLean, Va.**

**CRITICAL PHENOMENA AND ELECTROMAGNETIC EFFECTS IN BIOLOGICAL MEMBRANES Annual Report, Nov. 1986 - Oct. 1987**

JAMES D. BOND, N. C. WYETH, and CAROL A. JORDAN 30 Oct. 1987 12 p  
(Contract N00014-83-C-0008; PROJ. RR0-4108)  
(AD-A188156; SAIC-87/1167) Avail: NTIS HC A03/MF A01 CSDL 06J

A physical basis is established whereby external electromagnetic fields can interact with biological membranes. The mechanism discussed, based on the membrane residing in a thermodynamic state near critical point, can accommodate very low field strengths. Numerical estimates of field strengths required to drive the membrane system close enough to a critical point, assuming it does not initially reside there, are presented. GRA

**N88-19065 New South Wales Univ., Sydney (Australia).**

**MOTOR CONTROL IN MAN AND MONKEY Abstract Only. Ph.D. Thesis**

J. G. COLEBATCH Nov. 1986 211 p  
Avail: Issuing Activity

Aspects of motor control were studied in both human subjects and monkeys. Normal subjects were tested for their ability to keep constant either the position of the arm or the force exerted without external feedback. There was a period prior to conscious awareness of the applied disturbance during which stiffness due to intrinsic muscle properties plus reflex responses to stretch were measured. The relative strength of elbow extension and flexion on the normal and weak sides of hemiparetic patients were compared. It was found that the flexors were relatively more weakened than the extensors. Two monkeys were trained to accept percutaneous vibration over muscle tendons and one of them also to accept tendon percussion. The effects of these stimuli on individual precentral neurons was compared with the effects of passive movement. Neurons excited by passive elbow flexion or extension were equally likely to respond to vibration or percussion

of the triceps tendon. This lack of selectivity may account for some of the properties of the long-latency reflex response to stretch. In the final series of experiments a cooling plate was implanted over area 2 of the postcentral gyrus of a monkey, thus allowing synaptic transmission to be blocked reversibly. Short-latency excitation of area-4 neurons from passive limb movements was not affected by cooling, indicating that cortico-cortical afferents from area 2 were not responsible. The general implication of these findings and possible further investigations are discussed. Author

**N88-19066\*#** National Aeronautics and Space Administration, Washington, D.C.

#### GENETIC RESEARCH IN SPACE

N. L. DELONE, V. V. ANTIPOV, and YE. A. ILYIN Mar. 1988 10 p Transl. into ENGLISH of Geneticheskiye Issledovaniya v Kosmose (Moscow, USSR), Inst. for Medical-Biological Problems, Ministry of Health USSR, Scientific Council, 1987 p 1-11 Transl. by Scientific Translation Service, Santa Barbara, Calif. (Contract NASW-4307) (NASA-TT-20216; NAS 1.77:20216) Avail: NTIS HC A02/MF A01 CSCL 06B

The role of the genetic apparatus in the adaptation of the organism to conditions of weightlessness is studied. The investigation includes studies at the gene, chromosome, cell, tissue, and organism levels, as well as studies at the population level. Author

**N88-19883\*#** National Aeronautics and Space Administration, Ames Research Center, Moffett Field, Calif.

#### SPACE STATION HUMAN FACTORS RESEARCH REVIEW. VOLUME 3: SPACE STATION HABITABILITY AND FUNCTION: ARCHITECTURAL RESEARCH

MARC M. COHEN, ed., ALICE EICHOLD, ed., and SUSAN HEERS, ed. Oct. 1987 211 p Workshop held at Moffett Field, Calif., 3-6 Dec. 1985 (NASA-CP-2426-VOL-3; A-86263-VOL-3; NAS 1.55:2426-VOL-3) Avail: NTIS HC A10/MF A01 CSCL 05H

Articles are presented on a space station architectural elements model study, space station group activities habitability module study, full-scale architectural simulation techniques for space stations, and social factors in space station interiors.

**N88-19889#** Joint Publications Research Service, Arlington, Va. **USSR REPORT: LIFE SCIENCES. BIOMEDICAL AND BEHAVIORAL SCIENCES**

13 May 1987 109 p Transl. into ENGLISH from various Russian articles (JPRS-UBB-87-010) Avail: NTIS HC A01/MF A01

Biomedical and behavioral science research in the U.S.S.R. is discussed. Topics in aerospace medicine, agriculture, biochemistry, biophysics, biotechnology, epidemiology, genetics, laser bioeffects, microbiology, electromagnetic radiation, pharmacology, toxicology, physiology, public health, radiation biology and veterinary medicine are covered.

**N88-19890#** Joint Publications Research Service, Arlington, Va. **CHANGES IN HEMOSTASIS SYSTEM OF ANIMALS UNDER CONDITIONS OF GRANULOCYTOPOIESIS INHIBITION UNDER EFFECT OF DECREASED BAROMETRIC PRESSURE Abstract Only**

N. V. LUNINA and A. F. POLTAVSKIY In its USSR Report: Life Sciences. Biomedical and Behavioral Sciences p 1 13 May 1987 Transl. into ENGLISH from Fiziologicheskii Zhurnal (Kiev, USSR), v. 31, no. 6, Nov. - Dec. 1985 p 712-716 Original language document was announced in IAA as A86-21454 Avail: NTIS HC A01/MF A01

The establishment of the dependence of changes in the hemostasis system of the body under the effect of low barometric pressure on the neutrophil leukocytes count and the functional state of their lysosomal apparatus involved experiments on 60 rabbits of both sexes (weight 2 to 3.5 kg). In order to inhibit granulocytopenia, all rabbits received the cytostatic drug

myelobromal perorally in a dose of 80 mg/kg for 5 to 8 days until the number of leukocytes in the peripheral blood was reduced by 70 to 80 percent in comparison with the initial level. The rabbits were kept for one hour in a ventilated pressure chamber at 304 mm of mercury (494 gPA). The single one hour effect of low barometric pressure after the use of the drug did not activate the coagulation and fibrinolytic systems of the blood. This was attributed to an insufficient reaction of the lysosomal apparatus of the neutrophil leukocytes and their lowered level in the peripheral blood to activate the regulatory systems which are dependent on the Hageman factor. Author

**N88-19891#** Joint Publications Research Service, Arlington, Va. **CYTOMORPHOLOGY AND ULTRASTRUCTURE OF CORN ROOT MERISTEM IN WEIGHTLESSNESS Abstract Only**

M. G. TAIRBEKOV, V. G. GRIF, YE. M. BAMICHEVA, and YE. M. BALOVICH In its USSR Report: Life Sciences. Biomedical and Behavioral Sciences p 2 13 May 1987 Transl. into ENGLISH from Izvestiya Akademii Nauk SSSR: Seriya Biologicheskaya (Moscow, USSR), no. 5, Sep. - Oct. 1986 p 680-687 Original language document was announced in IAA as A87-21800 Avail: NTIS HC A01/MF A01

The major purpose of this experiment performed on the Cosmos 1514 was to compare the energy expenditure in plants from the early phases of ontogenesis up to 7-day sprout growth. Experiments were performed on sprouting Sterling corn. The experiment involved comparative cytologic and electron microscope analysis of corn sprout cells grown in weightlessness and on earth with primary attention given to the anatomic structure, cytologic characteristics and ultrastructural organization of root meristem and cover cells. All morphological parameters of the cells were virtually identical for both groups of plants, the only difference being in the dimensions of the cells of the meristems. The differences were also observed between two control versions, however. Slight observed differences in mitotic index frequency are also not considered reliable. The cytologic and ultrastructural analyses also showed that the slight differences between experimental and control versions fall within the limits of the physiological norm of the reaction of plants to external effects. Author

**N88-19892** New South Wales Univ., Kensington (Australia). Centre for Biomedical Engineering.

#### RESPONSE OF CORONARY BLOOD FLOW TO STEP CHANGES IN PLASMA PROTEIN CONCENTRATION IN THE ISOLATED RAT HEART Abstract Only. M.S. Thesis

DAVID E. LEHEMINANT Sep. 1986 121 p Avail: Issuing Activity

While interstitial osmotic pressure has been suggested as a possible mechanism for autoregulation of coronary blood flow (CBF), there is a lack of confirmatory evidence with respect to response of CBF to step changes in plasma colloid osmotic pressure. The aim of this study was to measure CBF in a Langendorf preparation of isolated, paced, nonworking rat hearts, retrogradely perfused with a modified Krebs Henseleit solution. Flow response to positive and negative step changes between 1 and 3, 6 and 9 percent plasma albumin concentrations (PAC) were observed. Following perturbation in PAC flow initially increased in a negative step, and decreased with a positive step. This over/under shoot increased with increasing PAC step size, and was of a larger magnitude for a negative step change in PAC. Subsequently, steady state flow returned to within 10 percent of its control value. These findings support the hypothesis that tissue osmotic pressure has an autoregulatory function in the rat heart. The nonlinear response to step change in PAC is supported by model results based on smooth muscle response to interstitial osmolarity. Author



**N88-19893#** European Space Agency, Paris (France).  
**PROCEEDINGS OF THE 3RD EUROPEAN SYMPOSIUM ON LIFE SCIENCES RESEARCH IN SPACE**

J. HUNT, ed. Dec. 1987 339 p Symposium held in Graz, Austria, 14-18 Sep. 1987; sponsored by ESA, the Austrian Solar and Space Agency, and Technische Univ., Graz, Austria (ESA-SP-271; ISSN-0379-6566; ETN-88-91970) Avail: NTIS HC A15/MF A01

The role of ESA in life sciences, and mission opportunities; human physiology in microgravity (respiratory system, cardiovascular system, metabolic systems, neurophysiology, animal models); plant and cell biology; radiation, biophysics, and exobiology; and biotechnology were discussed.

ESA

**N88-19894#** European Space Agency, Paris (France). Directorate of Earth Observation and Microgravity.

**THE EUROPEAN SPACE AGENCY'S ROLE IN LIFE SCIENCES AND RESEARCH IN SPACE**

H. OSER *In its* Proceedings of the 3rd European Symposium on Life Sciences Research in Space p 9-12 Dec. 1987  
 Avail: NTIS HC A15/MF A01

The ESA spaceborne life science program, covering neurophysiology, cardiovascular and metabolic studies, immunology and cell biology, and radiation biophysics and exobiology is introduced. Experiment facilities on Spacelab, Biorack, Anthorack, EURECA, Biocosmos, and the shuttle-borne sled are described. The role of ESA in selecting and coordinating experiments is explained.

ESA

**N88-19895#** European Space Agency, Paris (France). Directorate of Earth Observation and Microgravity.

**LIFE SCIENCES IN THE FRAMEWORK OF THE ESA MICROGRAVITY PROGRAM AND FUTURE FLIGHT OPPORTUNITIES**

G. SEIBERT *In its* Proceedings of the 3rd European Symposium on Life Sciences Research in Space p 13-18 Dec. 1987  
 Avail: NTIS HC A15/MF A01

The history of ESA's life science program is described, and ongoing and future programs, including cooperation with other agencies, are outlined. Microgravity facilities for EURECA are listed, and the effects of delays in the STS program are shown. Life science opportunities offered by the Columbus Space Station are summarized.

ESA

**N88-19898#** European Space Agency. European Space Research and Technology Center, ESTEC, Noordwijk (Netherlands).

**EXO BIOLOGY AND BOTANY FACILITIES FOR EURECA**

M. GARVIN and J. KINGDON *In its* Proceedings of the 3rd European Symposium on Life Sciences Research in Space p 27-30 Dec. 1987

Avail: NTIS HC A15/MF A01 CSCL 06C

The Exobiological and Radiation Assembly (ERA) is a multi-user life science facility designed to support investigations into the effects of the radiation environment at low Earth orbit upon living organisms. Two classes of investigation are possible with ERA; the first group concerns the effects selected bandwidths of solar radiation, and the second concerns the effects of HZE particles, upon living material. The Botany Facility is proposed as a multiuser reflyable life science facility, to support research into long term response of higher and lower plants to the microgravity and radiation environments encountered at low Earth orbit; under the appropriate circumstances these same facilities may be used to conduct entomological investigations. Both facilities are compatible with EURECA.

ESA

**N88-19899#** Deutsche Forschungs- und Versuchsanstalt fuer Luft- und Raumfahrt, Cologne (West Germany).

**BIOTEX, A PROJECT FOR BIOTECHNOLOGICAL BASIC EXPERIMENTS UNDER MICROGRAVITY**

V. SOBICK, U. FRIEDRICH, G. H. KLEIN, and S. WALTHER (Erno Raumfahrttechnik G.m.b.H., Brömen, West Germany) *In* ESA. Proceedings of the 3rd European Symposium on Life Sciences Research in Space p 31-34 Dec. 1987

Avail: NTIS HC A15/MF A01 CSCL 06C

Biotechnological basic Experiments under microgravity is an experiment double rack for Spacelab mission D-2. It contains multiuser facilities for electrocell fusion (EF), free flow electrophoresis (EP), and cell cultivation (CC). Hybrids of animal cells or plant protoplasts are produced in the EF unit. Cells or proteins are separated in the EP facility. Different cell types are cultivated in the CC unit, in order to study weightlessness effects on proliferation rates, productivities, and chemotactical mobilities. Experimental procedures are supported by a work bench, a microscope, incubators, a cooler, and a centrifuge.

ESA

**N88-19900#** European Space Agency. European Space Research and Technology Center, ESTEC, Noordwijk (Netherlands).

**LIFE SCIENCE TECHNOLOGY**

J. KINGDON and P. SCHILLER *In its* Proceedings of the 3rd European Symposium on Life Sciences Research in Space p 35-38 Dec. 1987

Avail: NTIS HC A15/MF A01 CSCL 06C

The microgravity utilization aspects relevant to life sciences of ESA's technological research are reviewed. The history of ESA life sciences research is described. The Biosample system concept for preservation, handling, and observation of samples used in experiments dedicated to space medicine, pulmonary diffusion capacity, and applied biology in space is presented.

ESA

**N88-19901\*#** Vrije Universiteit, Brussels (Belgium). Inst. of Interdisciplinary Research.

**THE RESPIRATORY SYSTEM UNDER WEIGHTLESSNESS**

M. PAIVA, L. A. ENGEL, J. M. B. HUGHES, H. J. GUY, G. K. PRISK, and J. B. WEST (California Univ., San Diego.) *In* ESA. Proceedings of the 3rd European Symposium on Life Sciences Research in Space p 41-45 Dec. 1987

(Contract NAS9-16037; FRSM-3-4521-87; NIH-HL-26330)

Avail: NTIS HC A15/MF A01

Studies of pulmonary functions at rest to be studied on Spacelab mission D-2 are introduced. Gravity dependence of the distribution of ventilation (single breath washout, multibreath washout-washin); chest wall shape and motion; and the vascular compartment (lung blood flow, capillary volume, liquid content, diffusive capacity) are discussed.

ESA

**N88-19909\*#** National Aeronautics and Space Administration. Ames Research Center, Moffett Field, Calif.

**LIFE SCIENCES RESEARCH IN SPACE: THE REQUIREMENT FOR ANIMAL MODELS**

C. A. FULLER, R. W. PHILIPS (Colorado State Univ., Fort Collins.), and R. W. BALLARD *In* ESA. Proceedings of the 3rd European Symposium on Life Sciences Research in Space p 77-82 Dec. 1987

Avail: NTIS HC A15/MF A01

Use of animals in NASA space programs is reviewed. Animals are needed because life science experimentation frequently requires long-term controlled exposure to environments, statistical validation, invasive instrumentation or biological tissue sampling, tissue destruction, exposure to dangerous or unknown agents, or sacrifice of the subject. The availability and use of human subjects inflight is complicated by the multiple needs and demands upon crew time. Because only living organisms can sense, integrate and respond to the environment around them, the sole use of tissue culture and computer models is insufficient for understanding the influence of the space environment on intact organisms. Equipment for spaceborne experiments with animals is described.

ESA

## 51 LIFE SCIENCES (GENERAL)

**N88-19910#** Glasgow Univ. (Scotland). Dept. of Botany.

### **PLANT BIOLOGY IN SPACE**

M. B. WILKINS *In* ESA. Proceedings of the 3rd European Symposium on Life Sciences Research in Space p 85-90 Dec. 1987

Avail: NTIS HC A15/MF A01 CSCL 06C

Free fall, Spacelab, and Columbus facilities for conducting studies on plants in orbit, and the principal areas of plant biology in which experiments can be carried out using these opportunities are reviewed. Areas of experimental plant biology that can be profitably studied in microgravity are: (1) mechanism of gravity perception in the specialized gravity-sensing cells (statocytes) of roots and shoots, (2) role of gravity in the division, growth, and differentiation of somatic cells in the plant body and their biochemical and physiological behavior, (3) role of gravity in cell to cell coordination and the functional integrity of the whole plant, especially the reproductive systems, (4) role of gravity in nutation, (5) mechanism by which plants detect and respond to other environmental stimuli such as light, and electrical and magnetic fields, (6) the effects of microgravity and absence of 24 hr periodic signals on circadian rhythmicity in enzyme activity and other phenomena in plants. ESA

**N88-19911#** Paris VI Univ. (France).

### **GRAVISENSING IN LENTIL SEEDLING ROOTS GROWN IN SPACE (SPACELAB D-1 MISSION)**

G. PERBAL and D. DRISS-ECOLE *In* ESA. Proceedings of the 3rd European Symposium on Life Sciences Research in Space p 91-96 Dec. 1987 Sponsored by CNES

Avail: NTIS HC A15/MF A01 CSCL 06C

Cell differentiation of gravisensing cells and graviresponsiveness of roots were investigated in lentil seedlings grown on the ground, on a 1g centrifuge in space, in microgravity, and first in microgravity and then placed on the 1g centrifuge for 3 hr with the roots perpendicular to the centrifugal acceleration. In the last sample, the roots bend strongly under the effect of the acceleration. The amplitude of root curvature on the centrifuge is not significantly different from that observed on ground controls growing in the vertical position and placed in the horizontal position for 3 hr. Morphometric analysis of the statocytes shows fewer aggregates lining longitudinal walls in microgravity and that the amyloplasts are mostly distributed in the proximal half of these cells. The results obtained on the location of the nucleus in the statocyte show that the microfilaments which linked this organelle to the cell periphery can react to a centrifugal acceleration by pulling the nucleus toward the proximal wall. ESA

**N88-19912#** Trondheim Univ. (Norway). Dept. of Physics.

### **A METHOD TO DETECT AND DIGITIZE SMALL PLANT MOVEMENTS**

A. JOHNSON and T. EIDSMO *In* ESA. Proceedings of the 3rd European Symposium on Life Sciences Research in Space p 97-100 Dec. 1987

Avail: NTIS HC A15/MF A01 CSCL 06C

A digitized, precise and compact technique for position sensing of plant parts is described. The moving object is illuminated to cast a shadow on a photodiode array. Movements can then be monitored by the individual diode voltages from the array. Clocked, sequenced output signals from a 256 diode array were digitized and coupled to a personal computer. Results from studies of gravitropic movements of oat coleoptiles, grown under different g-levels, are presented. Resolution of 25 microns is achieved, and on-line measurement is feasible. ESA

**N88-19913#** Trondheim Univ. (Norway). Dept. of Botany.

### **PLANT CELL CULTURES IN SPACE BIOLOGY STUDIES**

T.-H. IVERSEN, C. BAGGERUD, and K. DRAGET *In* ESA. Proceedings of the 3rd European Symposium on Life Sciences Research in Space p 101-106 Dec. 1987

Avail: NTIS HC A15/MF A01 CSCL 06C

The rate of cell wall regeneration using rape protoplasts was studied in preparatory experiments for the Spacelab Biorack IML-1 mission. Under normal ground conditions the cell wall regenerates

during the first 24 hr. Results from experiments using low temperatures or immobilized protoplasts demonstrate that the regeneration can be delayed. This is important in connection with the problems of late access to the Space Shuttle before launch. The perspectives of using different types of plant cell cultures in space research are also discussed. ESA

**N88-19914#** Aarhus Univ. (Denmark). Inst. of Molecular Biology and Plant Physiology.

### **THE USE OF PLANT PROTOPLASTS IN BIOTECHNOLOGICAL SPACE RESEARCH**

O. RASMUSSEN *In* ESA. Proceedings of the 3rd European Symposium on Life Sciences Research in Space p 107-111 Dec. 1987 Sponsored by the Danish Space Board

Avail: NTIS HC A15/MF A01 CSCL 06C

Results on cultivation of plant protoplasts in a growth chamber designed for the Spacelab Biorack IML-1 mission are presented. Perspectives of application of advances in plant molecular biology for space biology programs are considered. Growth rate, DNA uptake, differentiation, reproduction, and gene transfer are discussed. ESA

**N88-19915#** Centre National de la Recherche Scientifique, Gif-sur-Yvette (France). Bioenergetique Cellulaire et Cytophysiologie.

### **ECOLOGICAL ALGAL SYSTEM IN MICROGRAVITY CONDITIONS: PRELIMINARY RESULTS**

G. DUBERTRET, M. LEFORT-TRAN, and C. CHIPAUX (MATRA Espace, Paris-Velizy, France) *In* ESA. Proceedings of the 3rd European Symposium on Life Sciences Research in Space p 113-115 Dec. 1987

Avail: NTIS HC A15/MF A01 CSCL 06C

As part of a program to analyze the biological and technical problems raised by food production and regeneration of atmosphere in microgravity, an experiment of algae culture was launched. By combination of heterotrophic growth of *Euglena* plastid mutant (oxygen uptake and CO<sub>2</sub> evolution) with the autotrophic growth of *Nostoc* (cyanobacteria, oxygen evolution, and CO<sub>2</sub> uptake) a closed ecological algal system was studied. Results show that most of the *Euglena* cells and some *Nostoc* akinetes survive the long initial resting period in harsh conditions (darkness and anoxia). They germinate and produce filaments of vegetative photosynthetic cells upon illumination during orbital flight. ESA

**N88-19916#** Institut National de la Recherche Agronomique, Thiverval-Grignon (France).

### **CLOSED SYSTEM PHYSIOLOGY: ROLE OF OXYGEN IN THE DEVELOPMENT OF WHEAT**

A. GERBAUD and M. ANDRE (Commissariat a l'Energie Atomique, Saint-Paul-les-Durance, France) *In* ESA. Proceedings of the 3rd European Symposium on Life Sciences Research in Space p 117-123 Dec. 1987

Avail: NTIS HC A15/MF A01 CSCL 06C

The physiological function of photorespiration and development at low O<sub>2</sub> pressure was studied, to assess the affect of photorespiration on cultures in space conditions (food, O<sub>2</sub> regeneration, closed ecological life support systems). The experiment consists in the cultivation of wheat in twin chambers, in one of which, by the adequate manipulation of O<sub>2</sub> and CO<sub>2</sub> levels, photorespiration was reduced but the biomass gain remained the same as in the control. Earing is retarded and there is no seed production. ESA

**N88-19918#** Deutsche Forschungs- und Versuchsanstalt fuer Luft- und Raumfahrt, Cologne (West Germany). Inst. for Aerospace Medicine.

**HOW DOES PHYSARUM POLYCEPHALUM PERCEIVE AND USE GRAVITY?**

W. BREIGLEB, I. BLOCK, and A. WOLKE (Bonn Univ., West Germany) / In ESA. Proceedings of the 3rd European Symposium on Life Sciences Research in Space p 129-132 Dec. 1987  
 Avail: NTIS HC A15/MF A01

Physarum polycephalum is discussed as being an ideal model for studying the regulation of amoeboid movements. The influence of gravity on this regulation is partly analyzed by describing four independent g-reactions of this acellular slime mold. Such reactions are found in connection with the regulation of the amoeboid contractions, with patterns of the nuclear mitotic time intervals, with a polar differentiation of the whole cell, and with a real geotaxis. The first three reactions are involved in a receptor mechanism of unknown purpose. ESA

**N88-19923#** Institute of Biomedical Problems, Moscow (USSR). **NEURO-REFLEX MECHANISMS OF CIRCULATION REGULATION IN SIMULATED MICROGRAVITY**

S. F. KHOLIN and A. E. ENES / In ESA. Proceedings of the 3rd European Symposium on Life Sciences Research in Space p 155-157 Dec. 1987  
 Avail: NTIS HC A15/MF A01

Hemodynamic responses of cats, dogs, and monkeys to head up and head down tilts were investigated using electrostimulation of afferent fibers of somatic nerves of cranial and caudal body regions. The data obtained allow conclusions related to reflex regulation of circulation during body position changes. As shown, somatic afferent impulses are required to optimize the cardiac function and distribution of cardiac output and to reduce blood pooling in different body compartments. Afferent somatic impulse is integrated and reflex response is formed with an involvement of sympatho-activating neurons of the neuro-lateral surface of medulla oblongata. ESA

**N88-19925\*#** National Aeronautics and Space Administration. Ames Research Center, Moffett Field, Calif.

**P-31 MAGNETIC RESONANCE SPECTROSCOPY (MRS) OF LIMB MUSCLES DURING BEDREST WITH EXERCISE COUNTERMEASURES**

P. BERRY, I. BERRY, S. ARNAUD, and M. MOSELEY (California Univ., San Francisco.) / In ESA. Proceedings of the 3rd European Symposium on Life Sciences Research in Space p 163-165 Dec. 1987

Avail: NTIS HC A15/MF A01

Nineteen volunteers in bed with head down tilt (-6 deg) for 1 month and doing or not exercise training while in bed (lido or ergometer) had their limb muscle studied by magnetic resonance spectroscopy. A protocol of repetitive exercise in the magnet was set and a wooden probe designed to support the limb and to allow exercise. Spectra were recorded continuously during the protocol. In each spectrum, inorganic phosphate, phosphocreatin, adenosin triphosphate, and pH were measured. All the subjects were studied before, after bedrest, and 6 weeks later. After 1 month, the lido group show no changes in the spectra of their leg muscles while the group doing no exercise or ergometer do. For the arms, a loss of muscle function is only seen in the group doing no exercise. ESA

**N88-19926#** Vrije Universiteit, Amsterdam (Netherlands). Dept. of Oral Cell Biology.

**DISUSE CONDITION STIMULATES BONE RESORPTION IN ORGAN CULTURE**

J. KLEIN-NULEND, J. P. VELDHUIJZEN, M. DEJONG, and E. H. BERGER / In ESA. Proceedings of the 3rd European Symposium on Life Sciences Research in Space p 167-171 Dec. 1987

Avail: NTIS HC A15/MF A01

The influence of disuse condition on osteoclastic bone resorption was investigated using organ cultures of fetal mouse bone rudiments. Rudiments were cultured for 5 days under

atmospheric pressure (disuse condition), or under the influence of intermittent compressive force (ICF; loading condition) of physiological magnitude. Bone resorption significantly increases under disuse condition as indicated by an increased release of Ca<sup>45</sup> from prelabeled bones. Conditioned media from cultures exposed to disuse condition (disuse-CM) also increase mineral resorption, compared to conditioned media from cultures exposed to ICF (ICF-CM). Disuse-CM increases the number of osteoclast precursor cell containing colonies in 7-day bone marrow cultures, but ICF-CM does not. Direct exposure of bone marrow cultures to disuse condition has no effect. Disuse condition may increase osteoclastic resorption by stimulating the local production of bone resorbing factors. ESA

**N88-19927#** Vrije Universiteit, Amsterdam (Netherlands). Dept. of Oral Cell Biology.

**AN IN VITRO MODEL SYSTEM TO STUDY THE EFFECT OF MICROGRAVITY AND LOADING CONDITIONS ON THE MINERALIZATION AND RESORPTION OF SKELETAL TISSUES**

J. P. VELDHUIJZEN, J. KLEIN-NULEND, and E. H. BURGER / In ESA. Proceedings of the 3rd European Symposium on Life Sciences Research in Space p 173-178 Dec. 1987  
 (Contract ZWO-MG-004)

Avail: NTIS HC A15/MF A01

An in vitro model in which fetal mouse long bones and calvaria are used to study mineralization and resorption processes under noncompressed control conditions and under intermittent and continuous compression is described. Compression increases the osteogenic activity in the skeletal tissues resulting in an increased mineralization. At the same time mineral resorption by osteoclasts is diminished. This may indicate that control cultures are equivalent to disuse or microgravity conditions in vivo. If that assumption is true, the model is very suited to study at a cellular level the effect of disuse or microgravity on skeletal tissues. This hypothesis will be tested field in spacelab Biorack experiment IML1-02NL. ESA

**N88-19928#** Saint-Etienne Univ. (France). Lab. de Biologie du Tissu Osseux.

**DOES 7-DAY HINDQUARTERS UNLOADING SIMULATE 7 DAYS OF WEIGHTLESSNESS EXPOSURE IN RAT TRABECULAR BONE?**

L. VICO, A. V. BAKULIN, and C. ALEXANDRE / In ESA. Proceedings of the 3rd European Symposium on Life Sciences Research in Space p 179-182 Dec. 1987

Avail: NTIS HC A15/MF A01

The effects of 7 days space flight and of 7 days tail suspension in trabecular bone of male rats were compared using histomorphometric analysis. Bone loss in tibial metaphysis is found to be more extensive in flight than in suspended rats. In femoral metaphysis, the trabecular bone volume was measured under muscular insertions: in flight rats no statistical change is observed while a reduction is noted in suspended rats. In microgravity, muscular tractors may have a protective effect upon the skeleton. Vertebral bodies are not affected in flight rats whereas a trend of decreasing bone mass is found in suspended rats. Bone cellular activities indicate that tibial bone loss in the 2 deg spongiosa is associated with an impairment in bone formation activity in both 0 and 1 g conditions. Bone resorption activity remains unchanged in flight rats whereas a twofold increase occurs in simulated conditions. Therefore physiological mechanisms of the bone loss are different in space flight and in suspension conditions. ESA

## 51 LIFE SCIENCES (GENERAL)

**N88-19930#** Mainz Univ. (West Germany). Inst. for Biochemistry.

**SURVIVAL UNDER SPACE VACUUM: BIOCHEMICAL ASPECTS**  
K. DOSE, A. BIEGER-DOSE, K.-D. MARTENS, R. MEFFERT, T. NAWROTH, S. RISI, A. STEINBORN, and M. VOGEL. In ESA. Proceedings of the 3rd European Symposium on Life Sciences Research in Space p 193-195 Dec. 1987  
(Contract BMFT-01-Q-174/3)

Avail: NTIS HC A15/MF A01

The biophysical and biochemical processes that are responsible for the biological responses of organisms to vacuum are reviewed. Exposure to vacuum predominantly causes the removal of water. Thus hydrophobic bonds are disrupted, the B-structure of DNA is destabilized, and the metabolism practically comes to a complete halt. To most organisms these changes are lethal. Organisms exist, however, that survive long periods of dryness or vacuum in a dormant state because they are able to stabilize their water-requiring structures by the accumulation of polyols and related compounds. But at least bacterial spores and fungal conidia do not show complete recovery after long-term (several months) exposure to dynamic vacuum at room temperature because an increasing amount of their DNA becomes crosslinked to protein.

ESA

**N88-19931#** Deutsche Forschungs- und Versuchsanstalt fuer Luft- und Raumfahrt, Cologne (West Germany). Inst. for Aerospace Medicine.

**ULTRAVIOLET (180 TO 300 NM) ACTION SPECTRA FOR INACTIVATION AND DNA PHOTOPRODUCT FORMATION OF BACILLUS SUBTILIS SPORES UNDER ULTRAHIGH VACUUM**  
C. LINDBERG, G. HORNECK, H. BUECKER, G. REITZ, and H. REQUARDT. In ESA. Proceedings of the 3rd European Symposium on Life Sciences Research in Space p 197-200 Dec. 1987

Avail: NTIS HC A15/MF A01

Three space environment simulation conditions (suspension, air dry, ultrahigh vacuum, UHV) are shown to affect the spore specific photoproduct in a fluence dependent manner. The increased sensitivity of bacterial spores to UV irradiation in vacuum may be due to vacuum specific photoproducts like DNA-protein cross-links that cause a synergistic response of spores to the simultaneous action of UV and UHV. The singlet state of thymine is a probable precursor of (c,s) thymine dimers (TT) whereas the triplet state may be a precursor of (t,s) TT. Because of the short life time (0.01 nanosec) of the singlet state, the diffusion-controlled dimerization of (c,s) TT may be favored in dry systems, where the decreased mobility of neighboring thymines is accompanied by DNA-conformational changes. Therefore, a vacuum specific conformation dimerizes more readily to (c,s) TT. It is supposed that TDHT is a typical photoproduct, that occurs upon local dehydration during sporulation; DNA changes its conformation from the B-form to the A-form. The formation of minor thymine-derived photoproducts, not detected by the complete hydrolysis procedure, cannot be excluded.

ESA

**N88-19932#** Giessen Univ. (West Germany). Strahlencentrum.  
**SURVIVAL AND MUTATION INDUCTION OF DEHYDRATED YEAST CELLS AFTER UV EXPOSURE**

K. SCHENK and J. KIETER. In ESA. Proceedings of the 3rd European Symposium on Life Sciences Research in Space p 201-204 Dec. 1987

Avail: NTIS HC A15/MF A01

Cells of a haploid wild strain of *S. cerevisiae* were vacuum-dried on glass plates or membrane filters. Different plating efficiencies were observed. Electron microscopical analysis suggests that this is due to an influence of the carrier material surface on the stability of the cell wall. The drying method was then used with three yeast strains: RAD-wildtype, photoreactivation deficient mutant, and excision deficient mutant. Survival and mutation induction after far UV irradiation is higher in dry cells compared to wet controls. Photoreactivation studies indicate that the relative importance of pyrimidine dimers is reduced in the dry state.

ESA

**N88-19933#** Giessen Univ. (West Germany). Strahlencentrum.  
**CELLULAR EFFECTS OF HEAVY IONS: EXPERIMENTAL RESULTS AND THEORETICAL APPROACHES**

J. KIEFER and E. SCHNEIDER. In ESA. Proceedings of the 3rd European Symposium on Life Sciences Research in Space p 205-208 Dec. 1987. Sponsored by the Gesellschaft fuer Schwerionenforschung and BMFT

Avail: NTIS HC A15/MF A01

On the basis of the physical processes and their mathematical analysis the dependence of the experimentally found inactivation cross sections ( $\sigma$ ) for yeast cells on the linear energy transfer (LET) is discussed. The range of high LET where the unique dependence of  $\sigma$  on LET is lost, is analyzed, comparing three yeast strains of different sensitivity. The experimental results are discussed distinguishing three cases: the dose approximation, the LET approximation; and the track structure case. A theoretical approach to serve as a basis to assess the role of heavy ions as a component of the space radiation environment is proposed.

ESA

**N88-19935#** Marburg Univ. (West Germany). Klinikum.

**EFFECTS OF HEAVY IONS ON EGG-DEVELOPING SYSTEMS**

E. H. GRAUL and W. RUETHER. In ESA. Proceedings of the 3rd European Symposium on Life Sciences Research in Space p 215-218 Dec. 1987

Avail: NTIS HC A15/MF A01

The influence of space flight environment, especially HZE-particles of cosmic radiation on two different egg-systems (*Artemia salina* and *Carausius morosus*) were studied. The passage of each single heavy ion through a mosaic egg of *Artemia salina*, resting in blastula stage, damages a cellular area large enough to disturb either embryogenesis or further development of the larva, or the integrity of the adult individual. Similar results are found in *Carausius morosus* (Spacelab mission D-1). Eggs of five stages of development were used in the experiment. Their development continued when in orbit. The hatching rate decreases to 36 percent in the flight group after HZE influence. Combined action of HZE particles and microgravity probably aggravates the damage to early embryogenesis resulting in a high rate of body anomalies of the larvae.

ESA

**N88-19936#** Johann-Wolfgang-Goethe-Univ., Frankfurt am Main (West Germany). Inst. fuer Botanik.

**EFFECTS OF COSMIC HEAVY ION RADIATION AND SPACE MICROGRAVITY ON PLANT SYSTEMS**

A. R. KRANZ. In ESA. Proceedings of the 3rd European Symposium on Life Sciences Research in Space p 219-223 Dec. 1987

Avail: NTIS HC A15/MF A01

Ground and space flight results on space environment effects on plants are reviewed. Experience with biophysical and physiological studies on cosmic heavy ion and microgravity effects in higher plants and comparison with data obtained from ground-based accelerator experiments reveals that identical chromosomal and developmental aberrations are induced. Data of experiments with accelerated heavy ions on Earth (1 g) and in space (micro-g) indicate that such densely ionizing heavy particles affect both the genetic effective cells of embryonic lethality and the initial cells of gravitropic response via chromosomal and cellular target sites. Interactions of both orbital factors on cellular systems are discussed.

ESA

**N88-19937#** Milan Univ. (Italy). School of Medicine.

**VESTIBULAR INTEGRATED FUNCTION AND MICROGRAVITY**

T. GUALTIEROTTI. In ESA. Proceedings of the 3rd European Symposium on Life Sciences Research in Space p 227-232 Dec. 1987

Avail: NTIS HC A15/MF A01

The resting and evoked unitary activity of the bull frog vestibule recorded comparatively in orbit and on the ground shows significant changes in zero g. Through sinusoidal variations the resting firing rate normalizes after 5 days average. The gravity dependent receptive field of vestibular statoreceptors covers 360 deg solid

angles with windows of non response of 20 deg at 90 deg from the peak response. Frequency distribution, peaks, and null points vary from unit to unit. The integrated response of the vestibular gravity dependent system consists of the sum of the single receptive fields with nearly complete overlapping. Added linear accelerations provoke responses superimposed on this pattern differentially. ESA

**N88-19940#** Deutsche Forschungs- und Versuchsanstalt fuer Luft- und Raumfahrt, Cologne (West Germany). Inst. for Aerospace Medicine.

**SYNOPSIS OF THE SPACELAB D-1 FROG STATOLITH EXPERIMENT STATED**

J. NEUBERT, W. BRIEGLEB, A. SCHATZ, B. KRUSE, J. HERTWIG, and E. HORN (Ulm Univ., West Germany) In ESA. Proceedings of the 3rd European Symposium on Life Sciences Research in Space p 241-247 Dec. 1987

Avail: NTIS HC A15/MF A01

Two different developmental stages of *Xenopus laevis* D. were exposed to near weightlessness for 154 hr. The eggs grew from stage 12/15 (neurole) and stage 35/36 (shortly after hatching) to 47 and 47/48 respectively. The recovered specimens were observed for general development, development and morphology of the gravity sensory system, and behavior. *Xenopus* can withstand near weightlessness without catastrophic events. The formation of the gravity sensory system is more or less autonomous with regard to gravity. The results are consistent with other space experiments using amphibia and rats. The dorsal brain vestibular nucleus is smaller than in controls. Gross morphology reveals an additional structure between labyrinth and medulla of uniform crystalline (perhaps) shape of unknown importance. ESA

**N88-19948#** Eidgenossische Technische Hochschule, Zurich (Switzerland). Lab. fuer Biochemie.

**CELL CULTURES IN SPACE: FROM BASIC RESEARCH TO BIOTECHNOLOGY 2**

A. COGOLI In ESA. Proceedings to the 3rd European Symposium on Life Sciences Research in Space p 285-290 Dec. 1987

Sponsored in cooperation with the Swiss Federal Inst. of Technol. Board

(Contract SNSF-3.382-0.82)

Avail: NTIS HC A15/MF A01

Ground-based and spaceborne experiments on cell cultures are reviewed. Experiments with single cells in culture performed on the Spacelab-1 and D-1 (Biorack) missions show that important cellular functions are altered in microgravity. These findings support hypotheses and speculations on the benefits of biotechnological processes in space based on cultures of single cells. However, most of the mechanisms regulating the adaptation of cells to microgravity are still unknown. Extensive investigations in space and on the ground are required in order to ascertain the profitability of bioprocessing in space with single cells. ESA

**N88-19949#** Deutsche Forschungs- und Versuchsanstalt fuer Luft- und Raumfahrt, Cologne (West Germany). Inst. for Aerospace Medicine.

**EXPERIMENTS CONCERNING GRAVISENSITIVITY OF PROTOZOA**

R. HEMMERSBACH and W. BRIEGLEB In ESA. Proceedings of the 3rd European Symposium on Life Sciences Research in Space p 291-294 Dec. 1987

Avail: NTIS HC A15/MF A01

The behavior and ultrastructure of protozoa were investigated under 1g, inverted direction of gravity, and simulated 0g. The 0g-simulation was performed by a fast running clinostat. Compared to the 1g-controls, cyclosis, food vacuole formation, proliferation, and ultrastructure of *Paramecium caudatum* are not changed in cells cultivated under functional weightlessness. The swimming behavior of untreated *Paramecium* does not seem to be influenced by different g-conditions. *Paramecium*, whose swimming velocity was slowed down by a treatment with chloralhydrate, shows a clear negative geotaxis. *Loxodes striatus* shows a positive geotaxis and reacts immediately to changes of gravity. ESA

**N88-19950#** Facultes Univ. Notre-Dame de la Paix, Namur (Belgium).

**CYROPRESERVATION OF ISOLATED RAT HEPATOCYTES FOR FUTURE USE IN SPACELAB EXPERIMENTS: PRELIMINARY RESULTS**

E. FEYTMANS, T. COCHE, and E. DEPIEREUX In ESA. Proceedings of the 3rd European Symposium on Life Sciences Research in Space p 295-297 Dec. 1987

Avail: NTIS HC A15/MF A01

It is shown that isolated rat hepatocytes in suspension is a suitable experimental material to study the effects of microgravity on differentiated mammal cells in the Spacelab Biorack. Cryoprotection is needed to store the cells before incubation in the Spacelab environment. Results show that partial recuperation of metabolic functions is possible after a short term storage in liquid phase at minus 13 C in the presence of DMSO as a cryoprotector. ESA

**N88-19951#** Academy of Sciences (USSR), Moscow. Inst. of Developmental Biology.

**ORGANS AND TISSUES REGENERATION IN AMPHIBIA UNDER THE SPACE FLIGHT CONDITIONS**

V. MITASHOV, E. GRIGORYAN, S. TUCHKOVA, and E. CHERDANZEVA (Institute of Biomedical Problems, Moscow, USSR) In ESA. Proceedings of the 3rd European Symposium on Life Sciences Research in Space p 299-303 Dec. 1987

Avail: NTIS HC A15/MF A01

The influence of space flight upon newt lens and forelimb regeneration was studied. To determine the regeneration changes under weightlessness radioautographic analyses with routine histology were used before and after space flight. It is found that the 7 day stay of the newts on the Biosatellite influences the regeneration in the post flight time. There are no regeneration rate changes under flight conditions, but on the 9th day after the landing changes are observed. In both cases of regeneration this influence is manifested in an increase of proliferation of the cells involved in restoration, and speeding up and synchronization of regeneration. ESA

**N88-19952#** Centre Hospitalier Univ. Rangueil, Toulouse (France).

**ANTIBIOTIC ACTIVITY IN SPACE, RESULTS AND HYPOTHESIS**

L. LAPCHINE, N. MOATTI, G. RICHOLLEY, J. TEMPLIER, G. GASSET, and R. TIXADOR (Centre Hospitalier Univ. Purpan, Toulouse, France) In ESA. Proceedings of the 3rd European Symposium on Life Sciences Research in Space p 305-306 Dec. 1987

Avail: NTIS HC A15/MF A01

Modifications of structure and function of bacteria, particularly in response to antibiotics, induced by spacecraft environments were examined on Spacelab and Salyut. The increase of antibiotic resistance may be due to a stimulating effect on the cell multiplication in space conditions, as reported for several other microorganisms. It may also be due to changes in bacterial cell wall structure and its permeability as proposed by Tixador (1981), in a study of electrolyte content in *Paramecium aurelia*. It cannot be ruled out that the two hypotheses may have to be combined to explain this phenomenon of transitory increase of resistance in antibiotics. ESA

**N88-19953#** European Space Agency. European Space Research and Technology Center, ESTEC, Noordwijk (Netherlands).

**BIORACK EXPERIMENTS IN SPACELAB D-1 AND TML-1: FURTHER DEVELOPMENTS IN GRAVITATIONAL BIOLOGY**

D. A. M. MESLAND In its Proceedings of the 3rd European Symposium on Life Sciences Research in Space p 307-312 Dec. 1987

Avail: NTIS HC A15/MF A01

Microgravity influence on the functioning of prokaryotic and eukaryotic cells is discussed. This may be evidence for a fundamental role of gravity in establishing functional states required



## 51 LIFE SCIENCES (GENERAL)

by the cell, as suggested by Prigogine and Stengers (1984). This role is described as the level at which gravity acts directly on cells. Two other levels are recognized through which gravity can act on biological organisms: at the level of genes and at the level of sensors. The set of experiments scheduled to fly in Biorack on the first mission of the International Microgravity Laboratory are presented within this framework. ESA

**N88-19959\*#** National Aeronautics and Space Administration. Ames Research Center, Moffett Field, Calif.

### **RENAL EFFECTS OF ANTI-GRAVITY SUIT INFLATION IN MAN IN RELATION TO CARDIOVASCULAR AND HORMONAL CHANGES**

G. GEELLEN, S. E. KRAVIK, A. HADJ-AISSA, M. VINCENT, C. W. SEM-JACOBSEN, J. GREENLEAF, and C. GHARIB (Lyon-1 Univ., France) / In ESA. Proceedings of the 3rd European Symposium on Life Sciences Research in Space p 335-339 Dec. 1987 Sponsored by CNES, the Direction des Recherches Etudes et Techniques, and Lyon-1 Univ., Villeurbanne, France Avail: NTIS HC A15/MF A01

It is shown that inflation for 3 hr of an antigravity suit that covered the legs and abdomen of normal standing subjects results in significant increases in urine flow, osmolar and free water clearances, total and fractional sodium excretion, and potassium excretion, while glomerular filtration rate and renal plasma flow are transiently increased. Such changes in kidney function are the consequence of the increase in thoracic blood volume induced by inflation which also results in an immediate increase in blood pressure and reflex bradycardia, together with a progressive lowering of plasma renin activity and aldosterone. The changes in kidney excretory patterns brought about by suit inflation appear to be similar in nature and magnitude to those observed during water immersion or in the early phase of bed rest, situations known to result in a headward redistribution of blood. ESA

**N88-19960#** Institut National de la Sante et de la Recherche Medicale, Le Vesinet (France).

### **THE SUSPENDED JAPANESE QUAIL AS AN ANIMAL MODEL FOR EXPERIMENTS RELATED TO MICROGRAVITY**

V. H. DEMARIAPELCE, C. LEMERCERRE, M. STUFFEL, A. PERRAMON (Institut National de la Recherche Agronomique, Jouy en Josas, France), and V. GOURLET / In ESA. Proceedings of the 3rd European Symposium on Life Sciences Research in Space p 341-343 Dec. 1987

Avail: NTIS HC A15/MF A01

Forty Japanese quail of both sexes were restrained and suspended for 5 to 120 day periods. Survival and several physiological parameters were measured and compared with controls of same age and origin, observed in the same environmental conditions. Survival ranges from 88 percent at 10 days to 27 percent at 120 days of suspension. However a great part of the mortality is caused by harnessing accidents. Body weight, after a 7 to 25 percent decrease in the first 5 days of suspension, remains stable during all the length of the experiments. After the first 3 to 4 days of suspension, food intake recovers to previous value. Restraint and suspension increase heart rate but do not change cloacal temperature. Continuous recording of carbon dioxide emission shows modifications in the circadian and ultradian respiratory rhythms. These results and others (Jurani et al., 1983) confirm the interest of quail restraint and suspension for life sciences experiments related to microgravity. ESA

**N88-19962#** Deutsche Forschungs- und Versuchsanstalt fuer Luft- und Raumfahrt, Cologne (West Germany). Inst. for Aerospace Medicine.

### **APPLICATION OF ARIADNE: A DATA BANK-BASED INFORMATION SYSTEM FOR HUMAN PHYSIOLOGY RESEARCH**

D. PADEKEN and M. SCHUBER / In ESA. Proceedings of the 3rd European Symposium on Life Sciences Research in Space p 351-355 Dec. 1987

Avail: NTIS HC A15/MF A01

In order to perform a ground-based program for ESA-Anthorack on the D-2 mission, experiment integration and optimization as well as flight operations and experiment evaluation tasks are performed with the help of an information system, based on a data bank. Off-line timelining, retimelining, and experiment evaluation are supported for the duration of the ground-based program. Post-flight, the system will provide all flight and reference data for all experimenters at the user center, and/or by remote access via official postal networks. ESA

**N88-19963#** Deutsche Forschungs- und Versuchsanstalt fuer Luft- und Raumfahrt, Cologne (West Germany). Inst. for Aerospace Medicine.

### **FISH AS A TOOL FOR TESTING FITNESS IN SPACE**

D. SEIBT, A. SCHATZ, W. BRIEGLEB, and U. LEHMANN (Cologne Univ., West Germany) / In ESA. Proceedings of the 3rd European Symposium on Life Sciences Research in Space p 357-359 Dec. 1987

Avail: NTIS HC A15/MF A01

An elementary behavioral reaction is used to estimate alterations in fitness: the dorsal light response of fishes. Changing the direction of gravitational perception uncouples the light charging. By that the reaction can be used to investigate temporal differences in precision and velocity (expected to be in the ultradian/circadian range) of the setting response when varying the lighting angle. ESA

**N88-19964\*#** National Aeronautics and Space Administration. Ames Research Center, Moffett Field, Calif.

### **ANIMAL RESEARCH ON THE SPACE STATION**

S. L. BONTING, R. D. ARNO, and S. D. CORBIN / In ESA. Proceedings of the 3rd European Symposium on Life Sciences Research in Space p 357-361 Dec. 1987

Avail: NTIS HC A15/MF A01

The need for in-depth, long- and short-term animal experimentation in space to qualify man for long-duration space missions, and to study the effects of the absence and presence of Earth's gravity and of heavy particle radiation on the development and functioning of vertebrates is described. The major facilities required for these investigations and to be installed on the Space Station are: modular habitats for holding rodents and small primates in full bioisolation; a habitat holding facility; 1.8 and 4.0 m dia centrifuges; a multipurpose workbench; and a cage cleaner/disposal system. The design concepts, functions, and characteristics of these facilities are described. ESA

## 52

## AEROSPACE MEDICINE

Includes physiological factors; biological effects of radiation; and effects of weightlessness on man and animals.

## A88-29104

### THE ROLE OF PREVENTIVE MEDICINE IN THE FUTURE OF USA SPACE LIFE SCIENCES

JAMES M. VANDERPLOEG (Keisey-Seybold Clinic, Houston, TX) IN: Biological sciences in space 1986; Proceedings of the 1986 International Symposium, Nagoya, Japan, Nov. 10-12, 1986. Tokyo, MYU Research, 1987, p. 1-8. refs

The preventive, diagnostic, and treatment capabilities of the Health Maintenance Facility (HMF) which will fly aboard the Space Station are discussed. The preventive aspects of the HMF will include facilities for fitness-maintenance exercises and for the periodic collection and evaluation of physiological data which will be used to detect early changes in physiological parameters and to institute corrective measures if needed. This data base will also help to determine the natural history of physiologic changes in space and to define the physiologic norms for microgravity. The diagnostic capabilities, which will include cardiorespiratory assessment, clinical laboratory analyses, and imaging system, will enable the crew members to detect and diagnose medical problems inflight and to initiate remedial action immediately. The treatment capabilities will include a life support module, an anesthesia and minor surgery work station, intravenous fluid generation and therapy, a hyperbaric treatment facility, and a pharmacy. I.S.

## A88-29105

### MAN IN SPACE: 25 YEARS OF MANNED SPACE FLIGHTS IN THE SOVIET UNION - BIOMEDICAL ASPECTS

ANATOLII I. GRIGOR'EV and INESSA B. KOZLOVSKAIA (Institut Mediko-Biologicheskikh Problem, Moscow, USSR) IN: Biological sciences in space 1986; Proceedings of the 1986 International Symposium, Nagoya, Japan, Nov. 10-12, 1986. Tokyo, MYU Research, 1987, p. 9-16.

Primary weightlessness-induced physiological disorders that appear soon after exposure to the conditions of space flight are identified, and measures used to maintain good health condition and high work capacity of crewmembers during prolonged space flights are discussed. Among these measures are taking countermeasures against specific symptoms and providing adequate and comfortable environment, rational work and rest cycle, sufficiently long sleep, and well balanced nutrition. Of great importance is also the proper selection of individual crew members and the proper balance of crews, as well as their physical, professional, and medical training. I.S.

## A88-29108

### PHYSIOLOGICAL AND MEDICAL MEASUREMENTS IN SPACE - THE ESA ANTHRORACK

FLEMMING BONDE-PETERSEN (University Hospital, Copenhagen, Denmark) and DAG LINNARSON (Karolinska Institutet, Stockholm, Sweden) IN: Biological sciences in space 1986; Proceedings of the 1986 International Symposium, Nagoya, Japan, Nov. 10-12, 1986. Tokyo, MYU Research, 1987, p. 39-46. Research supported by the Danish Space Board.

A multiuser facility called Anthrorack (AR), which is being built by ESA for the purpose of investigating man's ability to adapt to weightlessness and is scheduled for the 1991 German D-2 mission, is described. The ESA/AR, which will be powered from the Spacelab power system, consists of a double rack containing the following equipment: a facility computer; equipment for cardiovascular, pulmonary, metabolic, hormonal, and blood-flow studies and for measuring body mass and limb volume; physiological amplifiers; environment-regulating equipment; an ergometer; equipment necessary for collecting and storing blood samples; and a bus system for connecting the computer to the

experimental equipment. Sixteen projects were selected from ESA member countries, with further U.S. and German experiments to be added in the near future. I.S.

## A88-29110

### ORBITAL WEIGHTLESSNESS AS A NEW TOOL FOR VESTIBULAR RESEARCH - EXPERIMENTS IN TWO SPACELAB MISSIONS INCLUDING EXPERIMENTS ON CALORIC NYSTAGMUS

RUDOLF VON BAUMGARTEN (Mainz, Universitaet, Federal Republic of Germany) IN: Biological sciences in space 1986; Proceedings of the 1986 International Symposium, Nagoya, Japan, Nov. 10-12, 1986. Tokyo, MYU Research, 1987, p. 53-60. refs (Contract BMFT-01-QV-223-9)

In experiments performed during two Spacelab missions, gas calorization of the outer auditory canals was performed in order to test Barany's theory, which identifies the thermoconvection of the endolymph as a driving force on the cupula during caloric nystagmus. Caloric nystagmus was demonstrated in five astronauts without exception, in spite of the fact that thermoconvection does not exist in space. This paper describes on-ground experiments designed to investigate an alternative source of caloric nystagmus in pigeons, namely, the changes in hydrostatic pressure within the semicircular canal, produced experimentally by penetrating perilymphatic or endolymphatic spaces of the horizontal semicircular canal with small glass pipettes. It was shown that an increase in hydrostatic pressure mimicks warm nystagmus, while a decrease in pressure mimicks cold nystagmus. Moreover, any such pressure-induced nystagmus reversed its direction when the position of the animal was altered. I.S.

## A88-29114

### SYMPATHETIC NERVOUS RESPONSES IN MAN TO WEIGHTLESSNESS SIMULATED BY HEAD-OUT WATER IMMERSION

MITSURU SAITO, TADAAKI MANO, SATOSHI IWASE, KAZUO KOGA (Nagoya University, Japan), and TOSHIYOSHI MATSUKAWA (Yokohama City University, Japan) IN: Biological sciences in space 1986; Proceedings of the 1986 International Symposium, Nagoya, Japan, Nov. 10-12, 1986. Tokyo, MYU Research, 1987, p. 85-92. refs

The response of muscle sympathetic activity (MSA) to weightlessness simulated by water immersion was studied applying the microneurographic technique to seven healthy human subjects aged 19 to 64 yrs. During stepwise water immersion from a dry condition to the neck, MSA was suppressed more and more by raising the immersion level. During 2.5 hours head-out immersion, MSA was suppressed strongly at the initial phase of immersion, then began increasing slightly, but was still suppressed remarkably throughout the immersion compared to the values for the dry condition. The suppression in MSA during water immersion may be related to the cephalad body fluid shift. It may be also related to changes in somatosensory afferent activities produced by immersion. Author

## A88-29115

### PARTIAL LOAD OF THE CARDIOCIRCULATORY SYSTEM IN WEIGHTLESSNESS

FRIEDHELM BAISCH and LUIS BECK (DFVLR, Institut fuer Flugmedizin, Cologne, Federal Republic of Germany) IN: Biological sciences in space 1986; Proceedings of the 1986 International Symposium, Nagoya, Japan, Nov. 10-12, 1986. Tokyo, MYU Research, 1987, p. 93-100. refs

The effect of microgravity on the circulatory system of humans was investigated in subjects exposed to head-down-tilt (HDT, 6 deg for 10 days) bed rest and in the D-1 mission astronauts. In the course of the HDT phase, blood volume and the left-ventricular diastolic volume were found to decrease; the heart rate also decreased, especially during the first night of HDT. In the space mission experiment, a 27 percent increase in cardiac output values were found with no significant changes in the heart performance, in contrast to the results from the HDT studies. It is suggested that the stress due to the space adaptation syndrome, together

## 52 AEROSPACE MEDICINE

with the psychic tension, might have masked a reduction of heart performance in the astronauts. I.S.

**A88-29116**

### **THE LOW PRESSURE PART OF THE CIRCULATION UNDER MICRO-G**

KARL A. KIRSCH and LOTHAR ROECKER (Berlin, Freie Universitaet, Federal Republic of Germany) IN: Biological sciences in space 1986; Proceedings of the 1986 International Symposium, Nagoya, Japan, Nov. 10-12, 1986. Tokyo, MYU Research, 1987, p. 101-110. refs  
(Contract BMFT-513-4001-01-QV-327-0;  
BMFT-513-4001-01-QV-263-1)

The central and the peripheral venous pressures, the hematocrit values, and the body weight were measured in astronauts flying the Spacelab-1 and the D-1 missions, in order to determine whether these parameters could change due to the microgravity-induced fluid shift from the lower limbs towards the cephalad parts of the body. Against the expectations, the in-flight venous pressures in the arm vein were always lower than the preflight or the immediately-postflight values. In the beginning of the readaptation phase (45-90 min postflight), a dramatic change was observed; despite high water deficits, the venous pressures were high, as if the dimensions of the cardiovascular system had diminished in space so that the low blood volume was enough to keep the venous pressures up. Later, the widening of the limb veins obviated the discrepancy; low venous pressures prevailed 12-14 hours after landing, until the fluid volume lost in space was regained. I.S.

**A88-29117**

### **CONTROL OF BODY FLUID METABOLISM UNDER UNUSUAL ENVIRONMENTS**

NOBUO MATSUI, YOSHIHIRO TAMURA, HISAO SEO, and YOSHIOHARU MURATA (Nagoya University, Japan) IN: Biological sciences in space 1986; Proceedings of the 1986 International Symposium, Nagoya, Japan, Nov. 10-12, 1986. Tokyo, MYU Research, 1987, p. 111-120. refs

The effects of simulated 6000-m altitude and of hyperbaric (31 ata) helium environment on the body fluid metabolism in humans were investigated. An exposure to 6000-m altitude caused water retention, an elevation of serum Na and Cl, and a fall of serum K and of the urinary Na/K ratio, accompanied by elevated levels of plasma ADH, plasma renin activity (PRA), cortisol, and aldosterone. Positive correlations were observed between aldosterone and cortisol and between ADH and cortisol, and, in some subjects, the elevations of cortisol, ADH, and aldosterone were abolished by administration of dexamethasone. An exposure to 31 ata He caused marked diuresis, an increase of hematocrit and serum protein concentration, and a decrease of body weight; the urinary excretion of K increased markedly, resulting in a decreased urinary Na/K ratio. These metabolic changes were accompanied by a fall in plasma ADH and by elevations in PRA and aldosterone, suggesting an activation of a renin-angiotensin-aldosterone system. I.S.

**A88-29118**

### **HUMAN CIRCADIAN RHYTHMS IN A TIME-CUELESS ENVIRONMENT - EFFECTS OF BRIGHT LIGHT**

KEN-ICHI HONMA, SATO HONMA, and TATSUHIKO WADA (Hokkaido University, Sapporo, Japan) IN: Biological sciences in space 1986; Proceedings of the 1986 International Symposium, Nagoya, Japan, Nov. 10-12, 1986. Tokyo, MYU Research, 1987, p. 121-128. refs

The role of bright light as a zeitgeber for circadian rhythms in time-cueless environment was investigated in human subjects living alone for 2 or 3 weeks in an apartment isolated from natural (day-night) and social (schedule) periodicities, and exposed to two types of artificial bright-light cycle. The subjects were able to regulate the light from a bed lamp and the room temperature. Two types of experiments were performed. In an entrainment experiment, the subject was released into free-run for a week before the living room of the unit was illuminated daily by bright light for 8 h at 24 h intervals. In a pulse experiment, the living

room was illuminated for either 3 or 6 h while the subject was free-running. The bright-light cycle of a 24-h period was found to entrain the circadian rhythms, which had been free-running with a period longer than 24 h. It is suggested that, to prevent an internal desynchronization of circadian rhythms in an isolated environment, an artificial bright-light cycle zeitgeber should be added to the scheduled routine. I.S.

**A88-29120**

### **VASOCONSTRICTION IN THE HAND HEATED LOCALLY - A MECHANISM FOR REDUCING HEAT TRANSPORTATION INTO THE BODY FROM HOT CONTACT OBJECTS**

TETSUO NAGASAKA (Kanazawa University, Japan), MICHEL CABANAC (Lyon I, Universite, Oullins, France), KOZO HIRATA, and TADAHIRO NUNOMURA IN: Biological sciences in space 1986; Proceedings of the 1986 International Symposium, Nagoya, Japan, Nov. 10-12, 1986. Tokyo, MYU Research, 1987, p. 135-144. refs

The role of the skin vasoconstriction as a mechanism for reducing heat transportation into the body from skin exposed to a high local temperature was investigated. Blood flows from fingers or forearm were measured by venous occlusion plethysmography during immersion of the hand or forearm in water baths, the temperature of which was raised every 10 min by 2-C steps from 35 C to 41 C to 43 C; the water temperature for the control hand or forearm was kept at 35 C. The measurements were made in three environments: cool (25 C, 40 percent rh), warm (35 C, 40 percent rh) and hot (35 C and 80 percent rh), with both legs immersed in 42-C water. In the warm environment, the finger flow in the hand heated to 41 C was found to be significantly lower, compared to the control hand, although at 43 deg, vasodilation resumed. In the cool environment, no such vasoconstriction was observed. In the forearm skin, blood-flow in the heated arm increased steadily with increasing local temperature even in the warm environment. I.S.

**A88-29121**

### **APPLICATIONS OF A MASS SPECTROMETER-COMPUTER SYSTEM TO THE STUDY OF GRAVITATIONAL EFFECTS ON RESPIRATION, CIRCULATION AND METABOLISM**

I. NISHI, G. TOMIZAWA, H. ISHII, A. NAGANO (Tokyo Science University, Noda, Japan), K. GAN (Nanchang Institute of Aeronautical Technology, People's Republic of China) et al. IN: Biological sciences in space 1986; Proceedings of the 1986 International Symposium, Nagoya, Japan, Nov. 10-12, 1986. Tokyo, MYU Research, 1987, p. 145-154. refs

A mass spectrometer-computer system developed for studies of gravitational effects in space on the physiological and biochemical processes is described. The system makes it possible to make multidimensional measurements of respiration, circulation, metabolism, and body heat noninvasively and relatively easily. Application of the system is demonstrated on a few examples. I.S.

**A88-29172**

### **QUANTITATIVE STUDY OF MORPHOLOGY OF AGGREGATION OF RED CELLS IN PATIENTS' BLOOD AND IN THE RECONSTITUTED SUSPENSIONS**

L. DINTENFASS, LIAO FU-LUNG (Rachel Forster Hospital, Redfern; Sydney, University, Australia; Chinese Academy of Traditional Medicine, Beijing, People's Republic of China), and A. WILLARD (New South Wales, University, Kensington, Australia) Clinical Hemorheology (ISSN 0271-5198), vol. 4, no. 2-3, 1984, p. 223-236. Research supported by the Laura Bushell Trust. refs

The kinetics and morphology of red cell aggregation were studied using the slit-capillary photoviscosimeter. Micro- and macrophotography were performed during flow and stasis while stereological methods were used to analyze color slides. Three morphological indices were introduced based on the standard stereological parameters of Zeiss Videomat 2. The blood samples included those obtained from different patients as well as a series of reconstituted suspensions at a standard haematocrit of 30 percent with varying concentrations of albumin, fibrinogen, and

paraproteins. Differences in the kinetics and morphology of the blood samples were observed using these parameters. K.K.

#### A88-29173

##### **FIRST HAEMORHEOLOGICAL EXPERIMENT ON NASA SPACE SHUTTLE 'DISCOVERY' STS 51-C - AGGREGATION OF RED CELLS**

L. DINTENFASS, P. D. OSMAN, and H. JEDRZEJCZYK (Sydney Hospital; Rachel Forster Hospital; Sydney, University, Australia) *Clinical Hemorheology* (ISSN 0271-5198), vol. 5, no. 6, 1985, p. 917-936. Research supported by the Bushell Trust, Esso Australia Ltd., CSIRO, et al refs

The development, instrumentation, and preliminary results of an STS 51-C experiment on the aggregation of red blood cells are discussed. An automated slit-capillary photoviscometer contained blood specimens from normal individuals and individuals with a history of a variety of disorders including coronary heart disease, cancer of the colon, and insulin-dependent diabetes. Red cells were not found to change shape under zero gravity, although zero gravity resulted in slower red cell aggregation and smaller red cell aggregates. The morphology of normal red blood cell aggregates under zero gravity was of rouleaux type. R.R.

#### A88-29174

##### **SPECULATIONS ON DEPLETION OF THE RED CELL MASS IN ASTRONAUTS, AND ON SPACE SICKNESS**

L. DINTENFASS (Sydney, University, Australia) *Clinical Hemorheology* (ISSN 0271-5198), vol. 6, no. 5, 1986, p. 435-437. refs

The bizarre changes observed in the shape of red cells in astronauts and the abnormal patterns found in parathyroid hormone levels suggest that there is a tendency for the rigidity of red blood cells to increase in astronauts. The possible link between red cell abnormality and calcium metabolism is discussed. The question of whether a removal of rigid red cells from the circulation can counteract development of space sickness and whether this can simultaneously account for space anemia is addressed. K.K.

#### A88-29562

##### **A NEAR-INFRARED SPECTROPHOTOMETRIC METHOD FOR STUDYING BRAIN O<sub>2</sub> SUFFICIENCY IN MAN DURING +GZ ACCELERATION**

D. H. GLAISTER and F. F. JOBSIS-VANDERVLIT (USAF, School of Aerospace Medicine, Brooks AFB, TX; Duke University, Medical Center, Durham, NC) *Aviation, Space, and Environmental Medicine* (ISSN 0095-6562), vol. 59, March 1988, p. 199-207. refs

A technique for the noninvasive monitoring of cerebral oxygen status was evaluated on volunteer subjects on the USAF School of Aerospace Medicine centrifuge. By using multiwavelength near-infrared spectrophotometry, the instrumentation measured changes in the quantities of reduced and oxygenated hemoglobin (and their sum, an indicator of cerebral blood volume), and the quantity of oxidized cytochrome c oxidase within the forebrain. Tests used acceleration of up to 9 G with onset rates from 0.1 to 5.0 G/s, anti-G suits and straining maneuvers, and hyperoxic and hypoxic breathing mixtures. In general, +Gz acceleration produced a fall in blood volume within the cerebral microcirculation with a relative increase in the content of reduced hemoglobin and a tendency toward reduction of cytochrome c oxidase. These findings are discussed in relation to accepted changes in arterial blood pressure, cerebral blood flow, and arterial oxygen saturation caused by acceleration exposure. Author

#### A88-29563

##### **HEMODYNAMIC AND SYMPATHOADRENAL RESPONSES TO ALTITUDE IN HUMANS - EFFECT OF DEXAMETHASONE**

T. SCOTT JOHNSON, PAUL B. ROCK, JAMES B. YOUNG, CHARLES S. FULCO, and LAURIE A. TRAD (Beth Israel Hospital; Harvard University, Boston; U.S. Army, Research Institute of Environmental Medicine, Natick, MA) *Aviation, Space, and Environmental Medicine* (ISSN 0095-6562), vol. 59, March 1988, p. 208-212. refs

(Contract PHS-AM-20378)

The effects of dexamethasone on the hemodynamic and sympathoadrenal responses of eight men (ages 20-26 years) subjected to a simulated altitude of 4,570 m are studied. The blood pressure, pulse rate, and catecholamine content for the eight subjects were measured as the treatment, altitude, time of exposure, and posture varied. It is observed that the mean pulse rate which is increased by altitude was less for the subjects using dexamethasone (84.1 bpm) than those taking the placebo (96.1 bpm). The data also reveal that dexamethasone does not affect arterial pressure; however, it reduces the amount of urinary epinephrine excretion from 9.41 ng/mg creatinine with the placebo to 4.16 ng/mg creatinine with dexamethasone. It is concluded that acute altitude exposure is associated with the stimulation of the adrenal medulla, but not the sympathetic nervous system, and that the dexamethasone blocks the adrenal medullary responses. I.F.

#### A88-29566

##### **ASSISTED POSITIVE PRESSURE BREATHING FOR AUGMENTATION OF ACCELERATION TOLERANCE TIME**

JOHN W. BURNS and ULF I. BALLDIN (USAF, School of Aerospace Medicine, Brooks AFB, TX) *Aviation, Space, and Environmental Medicine* (ISSN 0095-6562), vol. 59, March 1988, p. 225-233. refs

The use of assisted positive pressure breathing (APPB) to improve tolerance to +Gz is studied. Seven males ranging from 21-32 years were subjected to 5-9 +Gz simulated aerial combat maneuver (SACM) and their heart rate and rhythm, blood oxygen saturation, and inspired air were monitored. It is observed that there is a decrease in the SACM related time course of O<sub>2</sub> desaturation during APPB at 50 and 70 mm Hg compared to zero APPB; the heart rate is similar for all APPB levels; and inspiratory volume, minute volume, and peak inspiratory flow are elevated during APPB at 50 and 70 mm Hg compared to no APPB. The data reveal that there is an increase in acceleration tolerance time by 115 percent for APPB at 50 mm Hg and by 88 percent for APPB at 70 mm Hg compared to using a G-suit and anti-G straining maneuver (AGSM) without APPB; the APPB at 50 mm Hg provided the greatest protection in terms of tolerance time; and APPB at both 50 and 70 mm Hg reduces AGSM-related fatigue. I.F.

#### A88-29567

##### **RUNNING-INDUCED CHANGES IN LUNG FUNCTION ARE NOT ALTERED BY ACUTE MODERATE HYPOXIA**

DANIEL S. MILES and ROBERT S. SCHAEFER (Wright State University, Dayton, OH) *Aviation, Space, and Environmental Medicine* (ISSN 0095-6562), vol. 59, March 1988, p. 234-238. Research supported by the American Heart Association and American Lung Association. refs

Changes in the pulmonary function and volumes caused by running in a normoxic (N) and hypoxic (H) environment are investigated. The spirometry, pulmonary diffusing capacity, lung volume, and cardiac output of eleven men, average age 25.6 ± or - 1.0 yrs, before and after running 5 miles in N and H environments were measured. It is observed that there is a 7 percent reduction in forced vital capacity after N and H running; the residual volume increases 8 percent after N running and 13 percent after H running; slow vital capacity decreases after N and H running; the lung volume at which the peripheral airways closes decreases after N running, but there is no change after H running; and total lung capacity, closing volume and capacity, and pulmonary diffusing capacity are unaffected by the running. It is noted that

## 52 AEROSPACE MEDICINE

lung volume changes after exercises are due to expiratory limitations. I.F.

**A88-29568**

### **VENTILATORY AND GAS EXCHANGE DYNAMICS IN RESPONSE TO HEAD-DOWN TILT WITH AND WITHOUT VENOUS OCCLUSION**

SCOTT K. POWERS, M. KELLY STEWART, and GREG LANDRY (Louisiana State University, Baton Rouge) Aviation, Space, and Environmental Medicine (ISSN 0095-6562), vol. 59, March 1988, p. 239-245. refs

**A88-29570**

### **REFLEX HEART RATE RESPONSE TO VARIABLE ONSET +Gz**

ESTRELLA M. FORSTER and JAMES E. WHINNERY (Rothe Development, Inc., San Antonio; USAF, School of Aerospace Medicine, Brooks AFB, TX) Aviation, Space, and Environmental Medicine (ISSN 0095-6562), vol. 59, March 1988, p. 249-254. refs

Heart rate response to gradual, rapid, and very high onset to +Gz stress is studied using the electrocardiographic tracings of men exposed to +Gz stress. The resting heart rate, maximum heart rate achieved during +Gz stress, the time from resting heart rate to maximum heart rate, and the time at maximum +Gz were measured. It is observed that during gradual +Gz onset the change in the heart rate achieved at the onset of maximum +Gz (delta HRA) is equal to the change in the heart rate from resting heart rate to maximum heart rate (delta HRB); and for rapid and very high G-onset, delta HRA is less than delta HRB. It is noted that delta HRB is dependent on onset rate and time of exposure to high +Gz stress. I.F.

**A88-29571**

### **EFFECTS OF BETA-ADRENERGIC BLOCKADE ON VENTILATION AND GAS EXCHANGE DURING THE REST TO WORK TRANSITION**

STEPHEN DODD, SCOTT POWERS, NANCY O'MALLEY, ELLEN BROOKS, and HOWARD SOMMERS (Louisiana State University, Baton Rouge) Aviation, Space, and Environmental Medicine (ISSN 0095-6562), vol. 59, March 1988, p. 255-258. refs

**A88-29572**

### **HEAT INTOLERANCE, HEAT EXHAUSTION MONITORED - A CASE REPORT**

LAWRENCE E. ARMSTRONG, ROGER W. HUBBARD, PATRICIA SZLYK, INGRID V. SILS, and WILLIAM J. KRAEMER (U.S. Army, Research Institute of Environmental Medicine, Natick, MA) Aviation, Space, and Environmental Medicine (ISSN 0095-6562), vol. 59, March 1988, p. 262-266. refs

The heat exhaustion symptoms exhibited by a 32 year old male during an 8-day heat acclimation investigation are examined. The heart rate, rectal temperature, and mean weighted skin temperature were measured. The three levels of salt and pure water depletion heat exhaustion as determined by Marriott (1950) are: (1) early, (2) moderately severe, and (3) very severe. It is observed that on the eighth day of the investigation the subject exhibited moderately severe salt depleted heat exhaustion. Serum enzyme concentrations were analyzed. The analysis reveals that the CPK level increased from 39.79 U/L on day 1 to 152.5 U/L on day 8; the blood beta endorphin level is 6-9 times greater on day 8 than day 1; and the cortisol level is 2 times greater compared to day 1. The fluid-electrolyte balance is evaluated, and an 8-day deficiency of -166 MEq Na(+) is detected. The role of a change in heart rate and the change in plasma volume in heat exhaustion is studied. An energy depletion model which describes the heat exhaustion observed is presented. I.F.

**A88-29574**

### **AIR ACCIDENTS, PILOT EXPERIENCE, AND DISEASE-RELATED INFLIGHT SUDDEN INCAPACITATION**

PAUL FROOM, JOCHANAN BENBASSAT, MOSHE GROSS, JOSEPH RIBAK, and BASIL S. LEWIS (Israel Air Force Aeromedical Center, Ramat Gan; Hadassah University Hospital, Jerusalem; Lady Davis Carmel Hospital, Haifa, Israel) Aviation, Space, and Environmental Medicine (ISSN 0095-6562), vol. 59, March 1988, p. 278-281. refs

The epidemiology of sudden death, the etiology of inflight sudden incapacitation, and the influence of pilotage and experience on air accident rates are reviewed in order to determine the aeromedical emphasis needed to minimize accidents. Sudden deaths in men over age 35 are nearly all due to coronary artery disease, whereas, in those under 35 years, they are mostly due to hypertrophic cardiomyopathy. The incidence of fatal accidents from human error is, however, far greater than that from physical illness. Since inexperienced pilots have a 2-3 times increased incidence of mishaps due to pilot error, the estimated risk of disease related in-flight sudden incapacitation should be balanced by consideration of pilot experience. Therefore, it may be preferable to grant waivers to experienced pilots with an increased incidence of disease-related inflight sudden incapacitation than to replace them with novices. It is concluded that overly strict medical criteria may paradoxically increase accident rates. Author

**A88-29888**

### **EFFECT OF REFLEXOTHERAPY ON THE FUNCTIONAL STATUS OF THE VISUAL ANALYZER OF OPERATORS [VLIANIE REFLEKSOTERAPII NA FUNKSIONAL'NOE SOSTOIANIE RITEL'NOGO ANALIZATORA OPERATOROV]**

A. N. ZOLOTUKHIN Voenno-Meditsinskii Zhurnal (ISSN 0503-1265), Dec. 1987, p. 42, 43. In Russian.

The efficiency of reflex acupuncture as a protective treatment against visual fatigue was tested in normal active subjects who were treated by two varieties of acupuncture routine. The functional status of the visual analyzer was determined by measuring the excitability threshold of the eye, the attention level, and the accuracy of visual perception. It was found that, in subjects treated by acupuncture, the attention level and the speed and the accuracy of visual perception were higher than in control subjects. I.S.

**A88-29889**

### **THE STATUS OF THE CEREBRAL HEMODYNAMICS OF PILOTS UNDERGOING ORTHOSTATIC TESTS [SOSTOIANIE GEMODINAMIKI GOLOVNOGO MOZGA U LETCHIKOV PRI ORTOSTATICHESKIKH ISSLEDOVANIYAKH]**

L. I. STARIKOV Voenno-Meditsinskii Zhurnal (ISSN 0503-1265), Dec. 1987, p. 44-47. In Russian. refs

Changes in the rate of brain blood supply (RBBS) were measured in healthy pilots while the subjects were carrying out orthostatic tests, using a partial-integral rheography method based on records of three synchronous rheograms to obtain the RBBS values. During the orthostatic tests, when subjects were exposed to 1, 10, and 20 min of positive-gravity loads, significant decreases were recorded for the values of total circulation volume, stroke volume, minute blood volume, and the circulation volume of the vertebrobasal pool. However, the average levels of the RBBS did not change significantly, remaining within 20-22 percent of the minute blood volume. The results of the RBBS analyses uncovered two types of cerebral circulation: a hypodynamic type and a hyperdynamic type. The values of the RBBS measured in the hyperdynamic types were more stable than in the hypodynamic types. I.S.



**A88-30407****POSSIBLE MECHANISMS OF PERIODIC BREATHING DURING SLEEP**

K. R. CHAPMAN, E. N. BRUCE, B. GOTHE, and N. S. CHERNIACK (Case Western Reserve University, Cleveland, OH) *Journal of Applied Physiology* (ISSN 0161-7567), vol. 64, March 1988, p. 1000-1008. refs  
(Contract NIH-HL-25830)

The effect of respiratory control system loop gain on periodic breathing during sleep was investigated in human subjects by examining three mechanisms potentially responsible for the development of periodic breathing during sleep. First, the effect of increased controlled system gain was examined by monitoring subjects during nonrapid-eye movement sleep under control conditions and as they wore a breathing circuit designed to magnify the effect of altered ventilation on the resulting blood gas tensions. Second, as indexes of controller gain, ventilatory responsiveness to hypercapnia and hypoxia was measured during wakefulness. Power spectrum analysis was used to detect oscillations in ventilatory pattern under control and altered gain conditions. The results indicate that increased gain of the respiratory chemical control feedback loop can produce respiratory system instability with periodic hyperventilation and apnea during light sleep. This factor may be of major importance in the development of recurrent apneas during sleep at high altitude. I.S.

**A88-30408\*** National Aeronautics and Space Administration. John F. Kennedy Space Center, Cocoa Beach, Fla.

**LEG SIZE AND MUSCLE FUNCTIONS ASSOCIATED WITH LEG COMPLIANCE**

VICTOR A. CONVERTINO, DONALD F. DOERR, JOSE F. FLORES, G. WYCKLIFFE HOFFLER, and PAUL BUCHANAN (NASA, Kennedy Space Center; Bionetics Corp., Cocoa Beach, FL) *Journal of Applied Physiology* (ISSN 0161-7567), vol. 64, March 1988, p. 1017-1021. refs

The relationship between the leg compliance and factors related to the size of leg muscle and to physical fitness was investigated in ten healthy subjects. Vascular compliance of the leg, as determined by a mercury strain gauge, was found to be not significantly correlated with any variables associated with physical fitness per se (e.g., peak O<sub>2</sub> uptake, calf strength, age, body weight, or body composition). On the other hand, leg compliance correlated with the calf cross-sectional area (CSA) and the calculated calf volume, with the CSA of calf muscle being the most dominant contributing factor (while fat and bone were poor predictors). It is suggested that leg compliance can be lowered by increasing calf muscle mass, thus providing structural support to limit the expansion of leg veins. I.S.

**A88-30409****SLEEP AND THE VENTILATORY RESPONSE TO RESISTIVE LOADING IN NORMAL MEN**

LAUREL WIEGAND, CLIFFORD W. ZWILLICH, and DAVID P. WHITE (Milton S. Hershey Medical Center; Pennsylvania State University, Hershey) *Journal of Applied Physiology* (ISSN 0161-7567), vol. 64, March 1988, p. 1186-1195. refs  
(Contract NIH-HL-01316; NIH-AG-04491)

The role of resistive loading in the genesis of sleeping hypoventilation was investigated by examining both the acute and sustained (for 4 min) ventilatory responses to the inspiratory resistive loads of 2, 8, 12, and 25 cm H<sub>2</sub>O/l sec applied during wakefulness and during both REM and non-REM (NREM) sleep to normal young men. It was found that minute ventilation was well maintained with acute and sustained resistive loading during wakefulness. In marked contrast, resistive load application during NREM sleep invariably produced a significant reduction in minute ventilation, which was directly related to the value of resistive load. This decline in ventilation was a product of a falling inspiratory flow rate and a shortened inspiratory duration. Similar observations were made during REM sleep, although the responses were less consistent. I.S.

**A88-30410****ABNORMAL CONTROL OF VENTILATION IN HIGH-ALTITUDE PULMONARY EDEMA**

PETER H. HACKETT, ROBERT C. ROACH, ROBERT B. SCHOENE, GINETTE L. HARRISON, and W. J. MILLS, JR. (Alaska, University, Anchorage; Washington, University, Harborview Medical Center, Seattle) *Journal of Applied Physiology* (ISSN 0161-7567), vol. 64, March 1988, p. 1268-1272. refs

The role of hypoxic chemosensitivity in the development of high-altitude pulmonary edema (HAPE) was investigated by examining seven mountain climbers with HAPE and seventeen climbers without HAPE in a heated shelter at 4400 m on Mt. McKinley, determining ventilatory responses to both oxygen breathing and progressive pokilocapnic hypoxia. Hypoxic ventilatory response (HVR) was described by the slope relating minute ventilation to percent arterial O<sub>2</sub> saturation. The results of these tests indicated that HAPE subjects were quite hypoxemic and had a high-frequency low-tidal-volume pattern of breathing. In addition, O<sub>2</sub> was found not to decrease ventilation in these subjects. All subjects in the HAPE group had low HVR values, although six controls also displayed HVR values in the same range. It is concluded that a low HVR plays a permissive rather than causative role in the pathogenesis of HAPE. I.S.

**A88-31022\*** Michigan Univ., Ann Arbor.

**PERIPHERAL SENSORY PROCESSING IN MAMMALIAN GRAVITY RECEPTORS - OBSERVATIONS OF CILIARY TUFT CONFIGURATIONS**

MURIEL D. ROSS, KATHLEEN DONOVAN, and CHARLES ROGERS (Michigan, University, Ann Arbor) IN: *The vestibular system: Neurophysiologic and clinical research*. New York, Raven Press, 1987, p. 119-124. refs  
(Contract NAS2-10535; NAG2-325)

Scanning electron microscopy was used to study dynamic polarizations of clustered cells of the anterior part of rat saccular macula and to shed light on the possible roles of two types of hair cells integrated into the same neural circuitry: those with short stereocilia and long kinocilium (ss/lk), and those with long stereocilia and still longer kinocilium (ls/lk). It was found that the ss/lk-type cells could be further subdivided into two types, whereas the ls/lk cells consisted of four major kinds. It was also found that the kinocilium was most often fixed in a recovery stroke position (curved basally, and the upper portion projected back over the tuft) and that the kinocilia were not aligned in parallel in any given part of a macula, even though each cilium pointed in the proper direction relative to the striola line. The possibility of a relationship between the ciliary tuft morphology and the function of the hair cell of which it is a part is discussed. I.S.

**A88-32016****REACTIONS OF THE CARDIOVASCULAR SYSTEM TO STATIC LOAD IN ATHLETES AND IN UNTRAINED SUBJECTS [REAKTSII SISTEMY KROVOOBRAZHENIYA NA STATICHESKUII NAGRUZKU U SPORTSMENOV I MALOTRENIROVANNYKH LITS]**

M. A. VODOP'ANOVA, N. V. DROBOTIA, and G. S. KARAPETIAN (Rostovskii Gosudarstvennyi Meditsinskii Institut, Rostov-on-Don, USSR) *Fiziologicheskii Zhurnal SSSR* (ISSN 0015-329X), vol. 74, Feb. 1988, p. 294-299. In Russian. refs

The effect of physical training on the cardiovascular system was investigated by measuring cardiovascular responses to a static load (a 3-kg load held with the arm outstretched) in untrained subjects (group 1) and in trained cyclists (group 2). In the group-1 subjects, the effect of the load included increases in systolic output, pulse rate, minute blood volume, rate of pulse wave propagation, and mean hemodynamic pressure. In the group-2 subjects, the load-induced responses also increased the pulse rate, minute blood volume, and mean hemodynamic pressure; however, the systolic output and peripheral vasoconstriction indices were decreased, indicating a reaction of energy economy. It is suggested that the increases in the systolic output, the rate of pulse-wave propagation, and the mean hemodynamic pressure can serve as criteria for predicting the degree of fatigue. I.S.

A88-32048

**PHYSIOLOGICAL RESERVES OF THE BODY [O FIZIOLOGICHESKIKH REZERVAKH ORGANIZMA]**V. P. ZAGRIADSKII and Z. K. SULIMO-SAMUILLO  
Voenno-Meditsinskii Zhurnal (ISSN 0026-9050), Jan. 1988, p. 51-53. In Russian.

The demands placed on the physiology of the body by military activity and, often, by the extremal conditions of such activity rely on the mobilization of the reserves in metabolic energy and on the activation of systems that regulate energy distribution. Different mechanisms that induce the mobilization of energy under different extremal conditions, such as hypoxia or sustained physical load, are discussed together with the parameters characterizing mobilization of physiological reserves and the role played by physical training in increasing these reserves. It is shown that physical training increases the respiratory capacity, the volume of pulmonary ventilation, and, during exposure to physical load, the minute blood output and stroke output. I.S.

A88-32050

**THE IMPORTANCE OF THE SPINE X-RAY IN THE PRACTICE OF AVIATION MEDICINE [ZNACHENIE RENTGENOLOGICHESKIKH ISSLEDOVANIY POZVONOCNIKA V PRAKTIKE VRA-CHEBNO-LETNOI EKSPERTIZY]**

R. V. POLETAEV Voenno-Meditsinskii Zhurnal (ISSN 0026-9050), Jan. 1988, p. 56, 57. In Russian.

The results of an X-ray examination of 150 pilots (21 to 40 years in age) who have undergone a single exposure to a dynamic overload at some time during their training are discussed. It was found that the presence of a fixed shifted nucleus pulposus in an intervertebrate disc is the most important background factor that promotes load-induced spine injuries. Shifted, but not fixed, nucleus presents only minimal risk. I.S.

A88-32133

**THE CHARACTERISTICS OF THE VESTIBULAR-APPARATUS STATOKINETIC FUNCTION AND OF GASTRIC MOTOR ACTIVITY IN CHILDREN WITH FUNCTIONAL DIGESTIVE DISORDERS [OSOBENOSTI STATOKINETICHESKOI FUNKTSII VESTIBULIARNOGO APPARATA I MOTORNIOI DEIATEL'NOSTI ZHELUDKA U DETEI S FUNKSIONAL'NYMI NARUSHENIAMI PISHCHEVARENIIA]**

A. I. KLORIN and I. U. I. STAROVEROV (Voenno-Meditsinskaya Akademiya, Leningrad, USSR) Fiziologiya Cheloveka (ISSN 0131-1646), vol. 14, Jan.-Feb. 1988, p. 20-25. In Russian. refs

The relation between the functions of the vestibular analyzer and those of the GI tract were investigated by measuring the characteristics of electrogastragrams (EGGs) and electronystagmograms (ENGs) obtained during motion-sickness-inducing procedures undergone by healthy children and children suffering from gastric disorders related to secretory and motor types, biliary dyskinesia, or a combination of these two. Among children with GI disorders, symptoms of motion sickness occurred in 40 percent of the total group, as compared with 20 percent for the control group. The results of the comparison of EGG and ENG indices among various experimental groups of children support the viewpoint that the disorders in the vestibular apparatus may lead to some functional disorders in the GI system, and vice versa. I.S.

A88-32135

**CHANGES IN BLOOD CIRCULATION AFTER TWO-PERCENT WATER LOAD [IZMENENIYA V SISTEME KROVOOBRASHCHENIYA POSLE DVUKHPROTSENTNOI VODNOI NAGRUZKI]**

M. D. ROIFMAN and A. IA. TERNER (AMN SSSR, Institut Fiziologii, Novosibirsk, USSR) Fiziologiya Cheloveka (ISSN 0131-1646), vol. 14, Jan.-Feb. 1988, p. 100-107. In Russian. refs

The effect of a water intake equivalent to 2 percent of total body mass (i.e., 2-percent fluid load) on the elasticity of major arteries and on the interrelation between the cardiovascular and the renal responses of humans was investigated in resting fasting subjects. It was found that 2-percent fluid load caused a decrease

of pulse rate and an increase in arterial blood pressure. The increase in pulse pressure, which was maximal at 40-min after the water intake, coincided with abrupt changes in elasticity indices. Thus, the pulse increments of blood volume decreased, while the values for the arterial-wall resistance, impedance coefficient, and exponential index of arterial elasticity dynamics increased. These reactions preceded the onset of diuresis. It is concluded that the reaction to fluid load includes not only the heart, the kidneys, and arterioles, but also the major arteries, whose increased tonus might contribute to the stability of hemodynamic homeostasis. I.S.

A88-32136

**EFFECT OF ACUTE HYPOXIC HYPOXIA ON THE IMMUNE SYSTEM, HOMEOSTASIS, AND THE ACID-BASE STATUS OF BLOOD [VLIYANIE OSTROI GIPOKSICHESKOI GIPOKSII NA IMMUNNUIU SISTEMU, GEMOSTAZ I KISLOTNO-SHCHELOCHNOE SOSTOYANIE KROVI]**

B. T. TULEBEKOV, T. A. PONOMAREVA, G. F. VOROB'EV, L. R. ISEEV, and V. I. CHADOV (AN KSSR, Institut Fiziologii i Eksperimental'noi Patologii Vysokogor'ia, Frunze, Kirgiz SSR) Fiziologiya Cheloveka (ISSN 0131-1646), vol. 14, Jan.-Feb. 1988, p. 115-122. In Russian. refs

The effect of hypoxia on the immune system and on blood coagulation in humans was investigated in subjects who remained for 300-min in a barometric chamber (at 5100 m altitude) conducting tests before exposure to hypoxia (control), 30-min after a stay at 5100 m, and seven days after the exposure. The parameters of the acid-base status of blood, monitored during the exposure as an index of oxygen shortage in blood, were found to be significantly altered after 60 min at 5100 m. Thirty minutes after the onset of hypoxia, changes in the coagulation parameters indicated increased activation of intravascular coagulation and fibrinolysis. On the other hand, changes in the immune system were observed only seven days after the exposure. I.S.

N88-19067\*# National Aeronautics and Space Administration. John F. Kennedy Space Center, Cocoa Beach, Fla.

**HEMOLYSIS IN RUNNERS AS EVIDENCED BY LOW SERUM HAPTOGLOBIN: IMPLICATIONS FOR PREFLIGHT MONITORING OF ASTRONAUTS**

JOYCE OWENS, DIANE L. SPITLER, and MARY ANNE BASSETT FREY Aug. 1987 16 p Prepared in cooperation with Bionetics Corp., Cocoa Beach, Fla. (Contract NAS10-10285) (NASA-TM-100304; NAS 1.15:100304) Avail: NTIS HC A03/MF A01 CSDL 06P

Hematological parameters and serum haptoglobin were examined in 21 male employees of the Kennedy Space Center who were at 3 levels of physical activity: 7 subjects regularly ran more than 40 km (25 miles) per week (Group I); 7 ran 13 to 24 km (8 to 15 miles) per week (II), and 7 were sedentary (III). Blood was drawn on a different day of the week for five weeks. Differences between day of the week, visit number, and activity level were examined. No differences were observed for day of week or visit number; thus mean values for each variable were calculated for each subject. Variables did not differ among groups. However, trends with level of training were observed in some critical variables. Hemoglobin (Hb) and hematocrit (Hct) conformed to a staircase effect with Group I (14.5 gm/dl and 41.3 percent) lower than Group III (15.1 gm/dl and 42.9 percent). Reticulocyte count was higher and haptoglobin levels lower in Group I (1.35% and 75.7 gm/dl) than Group III (.99 percent and 132.9 gm/dl), with haptoglobin for the high mileage Group I in the clinically abnormal range. Since haptoglobin binds free Hb following RBC destruction, these results suggest that intravascular hemolysis occurs in trained male runners. These results may have special meaning for astronauts training before long-duration spaceflights, since the further reduction in red blood cells which is reported to occur during spaceflight could become detrimental to their health and performance. Author

**N88-19068#** California Univ., Berkeley. Dept. of Physiology-Anatomy.

**CENTER FOR NONLINEAR DYNAMICS OF THE BRAIN Final Report, 31 Jul. 1986 - 30 Sep. 1987**

WALTER FREEMAN 30 Sep. 1987 4 p

(Contract AF-AFOSR-0271-86)

(AD-A187245; AFOSR-87-1565TR) Avail: NTIS HC A02/MF A01 CSCL 05H

The Center for Nonlinear Dynamics of the Brain (CNDB) studies nonlinear dynamics of large masses of nerve cells in animal and human brains as the basis for explaining the self-organization of goal-directed cognitive behaviors. We believe that this approach to the study of mass neural action will be a basic method of the neurophysiology of the twenty-first century. Our research has application to clinical neurology and psychiatry, to the measurement and enhancement of human mental capabilities and to the design of self-organizing, pattern recognition computer systems. By extending techniques and models derived from the paleocortex to animal and human neocortex, deeper understanding of the neural basis of goal-directed higher brain functions will emerge. The practical consequences of this enhanced knowledge will be better diagnosis of neurologic and psychiatric diseases. It also will result in the ability to predict decrements in higher brain functions consequent to illness, fatigue or drugs. The new models for globally parallel, self-organizing systems which result from this research also will be directly relevant to the design of VLSI architectures for pattern recognition. GRA

**N88-19069#** Army Research Inst. of Environmental Medicine, Natick, Mass.

**MANIPULATION OF MUSCLE GLYCOGEN CONCENTRATIONS USING HIGH AND LOW CARBOHYDRATE DIETS AND EXERCISE Final Report, Aug. 1986 - Jan. 1987**

JOAN C. BUCHBINDER, JULIE POCOST, LISA A. HODGESS, EDWARD T. ROCHE, and MADELEINE S. ROSE 31 Aug. 1987 57 p

(AD-A187732; USARIEM-T-32/87) Avail: NTIS HC A04/MF A01 CSCL 06J

The Influence of Muscle Glycogen Levels on Shivering and Temperature Regulation During Cold Water Immersion study was designed to investigate the effect of muscle glycogen levels on body temperature homeostasis in man acutely exposed to cold, with alterations in muscle glycogen levels experimentally induced by exercise and dietary manipulation. The results of muscle biopsies taken from each test subject after each phase indicated that the exercise and dietary manipulation were effective in depleting muscle glycogen concentrations as well as repleting levels above what would be expected as normal concentrations in untrained subjects. The results of the dietary efforts supported the findings of other investigators that muscle glycogen levels can be increased by consumption of a high carbohydrate diet (in conjunction with a reduction of physical exercise), without necessarily having to stimulate the muscle for supercompensation via a depletion phase immediately preceding the loading phase as has been recommended for glycogen loading in the past. A series of practical high and low carbohydrate diets were developed using foods that can be easily obtained from commercial supermarket sources. These diets require minimal preparation and can be effectively utilized in metabolic ward studies or by athletes preparing for endurance events requiring replete muscle glycogen levels prior to completion. GRA

**N88-19070#** Illinois Univ., Chicago. Coll. of Medicine.

**ROLE OF ADENOSINE ANALOGS AND GROWTH HORMONE IN WAKING AND SLEEP Annual Report, 15 Sep. 1986 - 15 Sep. 1987**

MIODRAG RADULOVACKI 16 Oct. 1987 5 p

(Contract AF-AFOSR-0349-85)

(AD-A187897; AFOSR-87-1687TR) Avail: NTIS HC A02/MF A01 CSCL 06O

The role of adenosine in sleep has been further investigated using electroencephalography to document the dose response effects of newly developed specific adenosine A1 and A2 receptor

stimulants and 8-cyclopropyltheophylline (CPRT), a substituted xanthine. The results with adenosine agonist suggest that both A1 and A2 receptors play a role in the hypnotic action of adenosine. The data with CPRT point out that stimulant effects of xanthines is obtained by the blockade of A1 receptors. Desensitization of adenosine A2 receptors was found following the chronic treatment of adenosine agonists L-PIA, NECA and deoxycoformycin. Chronic administration of caffeine up-regulates A1 receptors in cerebral cortex in a manner similar to that following deprivation of REM sleep. This suggests the existence of an endocaffeine whose normal role is to block adenosine receptors during prolonged sleep deprivation - a mechanism that could be responsible for the increased number of adenosine receptors. GRA

**N88-19071#** Smith-Kettlewell Inst. of Visual Sciences, San Francisco, Calif. Eye Research Foundation.

**VISUAL EVOKED POTENTIALS Annual Technical Report, 1 Sep. 1986 - 31 Aug. 1987**

KEN NAKAYAMA 3 Nov. 1987 5 p

(Contract AF-AFOSR-0320-83)

(AD-A187942; AFOSR-87-1831TR) Avail: NTIS HC A02/MF A01 CSCL 06D

Progress over the past year has been rapid and wide ranging, covering two primary areas. First, in the area of visual attention, we have shown both the existence of a sustained and a transient component of enhanced pattern recognition. This cannot be explained by visual transients or eye movements. Second, we have examined a wide range of issues related to partial visibility (occlusion) using stereoscopic displays. In particular, we have shown that pattern recognition of partially hidden objects is superior if the pattern is in a rear vs. front stereoscopic plane, that the solution to the aperture problem for motion is dictated by whether line terminators are seen as real terminators or the result of occlusion by other surfaces, and finally, we have shown that the depth interpretation of untextured stereograms requires that the visual system classify edges before evaluating their depth. GRA

**N88-19072#** Northrop Services, Inc., Dayton, Ohio. Environmental Sciences.

**TOXIC EFFECTS OF MAN-MADE MINERAL FIBERS WITH PARTICULAR REFERENCE TO CERAMIC FIBERS Technical Report, Dec. 1986 - Jan. 1987**

ALLEN VINEGAR Sep. 1987 33 p

(Contract F33615-85-C-0532)

(AD-A187949; AAMRL-TR-87-045; NMRI-87-40) Avail: NTIS HC A03/MF A01 CSCL 06K

In order to evaluate the potential hazards of man made mineral fibers (MMMF); particularly ceramic fibers, in the Navy work environment, the following areas are considered. First, the current standards and recommendations of other agencies are presented as an overview of current consensus as to relative hazards of asbestos, MMMF, and cristobalite (a form of crystalline silica). Then, a summary of recent epidemiological evidence is presented. These data should be the most relevant for human exposure. Unfortunately, there are no data for workers in the ceramic fiber field. Then a review is presented of the data from animal experiments which employed exposure by inhalation, intratracheal instillation, and intrapleural or intraperitoneal injection. The experiments reviewed involve only non-ceramic MMMF. Some detail of the protocol and results of each experiment are presented to provide a better understanding of the non-uniformity of the protocols used. Another issue of particular importance in understanding fiber toxicity is the durability of the fiber. These data are presented for non ceramic MMMF. GRA

**N88-19073#** Army Research Inst. of Environmental Medicine, Natick, Mass.

**GASTRIC EMPTYING DURING EXERCISE: EFFECTS OF ACUTE HEAT STRESS, ACCLIMATION AND HYPOHYDRATION**

P. D. NEUFER, ANDREW J. YOUNG, and MICHAEL N. SAWKA  
Oct. 1987 31 p

(AD-A188008) Avail: NTIS HC A03/MF A01 CSCL 06J

To determine the effects of acute heat stress, heat acclimation and hypohydration on the gastric emptying rate of water (W) during treadmill exercise, ten physically fit men ingested 400 ml of W prior to each of three 15-min bouts of exercise (treadmill, about 50 percent VO<sub>2</sub> max) on five separate occasions. Stomach contents were aspirated after each exercise bout. Before heat acclimation (ACC), experiments were performed in a neutral (18 C), hot (49 C) and warm (35 C) environment. Subjects were euhydrated for all experiments before ACC. After ACC, the subjects completed two more experiments in the warm (35 C) environment; one while euhydrated and a final while hypohydrated (5 percent of body weight). The volume of ingested water emptied into the intestines were inversely correlated ( $P$  is less than 0.01) with the rectal temperature ( $r=0.76$ ) and heart rate ( $r=0.88$ ) at the completion of each exercise bout. The following new observations were made: (1) exercise in a hot (49 C) environment impairs gastric emptying rate as compared to a neutral (18 C) environment; (2) exercise in a warm (35 C) environment does not consistently affect gastric emptying before or after heat acclimation; but (3) exercise in a warm environment when hypohydrated reduces gastric emptying rate. Reductions in gastric emptying appeared to be related to the severity of the thermal and cardiovascular strain induced by exercise/heat stress. GRA

**N88-19074#** Army Research Inst. of Environmental Medicine, Natick, Mass.

**DEVELOPMENT OF A COPING STRATEGIES QUESTIONNAIRE TO ASSESS ENDURANCE PERFORMANCE**

WILLIAM J. THARION and ALYSSA L. TERRY 16 Oct. 1987 7 p

(AD-A188010) Avail: NTIS HC A02/MF A01 CSCL 06J

The purpose of this study was to develop a questionnaire to assess coping strategies employed to help combat the physical and psychological stress associated with endurance activities. When assessing the performance of two individuals trained similarly for a sustained operation (an operation lasting longer than six hours) or other endurance related tasks, a question that often arises is why is one individual able to complete the mission or task while his similarly trained partner is unable to do so. This question is also frequently examined in the athletic arena, especially for long endurance events. In all of these cases, psychological explanations are often given to explain why one individual is able to successfully cope with the demands of the activity and finish it, while another individual is not able to. Understanding how successful soldiers and athletes cope with the stresses involved in endurance events should allow for a better understanding of superior performance. GRA

**N88-19075#** Army Research Inst. of Environmental Medicine, Natick, Mass.

**OPERATION EVEREST 2: ALTERATIONS IN THE IMMUNE SYSTEM AT HIGH ALTITUDE**

RICHARD MEEHAN, ULRIC DUNCAN, LAUREEN NEALE, GERALD TAYLOR, and HAROLD MUCHMORE 9 Sep. 1987 42 p

(AD-A188011) Avail: NTIS HC A03/MF A01 CSCL 06E

We investigated the effects of progressive hypobaric hypoxia simulating an ascent to 25,000 ft (7,620m) over 4 weeks on immune function. Multiple simultaneous in vitro and in vivo immunologic parameters were obtained from 7 subjects at sea level, 7,500 ft (2,286m), and 25,000 ft during a decompression chamber exposure. PHA stimulated thymidine uptake and protein synthesis in mononuclear cells were reduced at extreme altitude. An increase in monocytes without changes in B cells or T cell subsets was also observed by flow cytometry analysis. Plasma IgM and IgA but not IgG levels were increased at altitude, whereas PWM

stimulated in vitro IgG, IgA and IgM secretion was unchanged. In vitro PHA stimulated interferon production and NK cytotoxicity did not change statistically but large inter-subject differences were observed during exposure to 25,000 ft. Nasal wash IgA and lysozyme levels, and serum antibodies to nuclear antigens were not influenced by altitude exposure. These results suggest that T cell function is blunted during exposure to severe hypoxemia, whereas B cell function and mucosal immunity are not. While the mechanism of altered in vitro immune responsiveness following exposure to various environmental stressors has not been elucidated in humans, hypoxia may induce immune dysfunction as suggested by in vitro immune effector cell function assays. GRA

**N88-19076#** Massachusetts Inst. of Tech., Cambridge. Artificial Intelligence Lab.

**VISUAL INTEGRATION AND DETECTION OF DISCONTINUITIES: THE KEY ROLE OF INTENSITY EDGES**

ED GAMBLE and TOMASO POGGIO Oct. 1987 34 p

(Contract N00014-85-K-0124)

(AD-A188012; AI-M-970) Avail: NTIS HC A03/MF A01 CSCL 06C

Integration of several vision modules is likely to be one of the keys to the power and robustness of the human visual system. The problem of integrating early vision cues is also emerging as a central problem in current computer vision research. This paper suggests that integration is best performed at the location of discontinuities in early processes, such as discontinuities in image brightness, depth, motion, texture and color. Coupled Markov Random Field models, based on Bayes estimation techniques, can be used to combine vision modalities with their discontinuities. These models generate algorithms that map naturally onto parallel fine-grained architectures such as the Connection Machine. A scheme was derived to integrate intensity edges with stereo depth and motion field information and show results on synthetic and natural images. The use of intensity edges to integrate other visual cues and to help discover discontinuities emerges as a general and powerful principle. GRA

**N88-19077#** Veterans Administration Hospital, San Francisco, Calif.

**NEUROPEPTIDES IN EXPERIMENTAL HEAD INJURY Annual Report, 1 Mar. 1986 - 28 Feb. 1987**

ALAN I. FADEN and TRACY K. MCINTOSH 28 Feb. 1987 39 p

(Contract DA PROJ. 3S1-62772-A-874)

(AD-A188067) Avail: NTIS HC A03/MF A01 CSCL 06E

Much of the damage resulting from ischemic or traumatic insults to the central nervous system appears to result from secondary injury mechanisms relating to the release of endogenous factors. Endogenous opioids may represent one such class of pathophysiological factors, and have been implicated in traumatic spinal cord injury, ischemic spinal cord injury and ischemic brain injury. The studies covered under the present contract examine the potential pathophysiological role of endogenous opioids and their receptor-mediated changes following traumatic brain injury in both cats and rats. Utilizing a fluid percussion device we have evaluated the effects of graded levels of injury on outcome measures, including mean arterial pressure, intracranial pressure, electroencephalographic (EEG) activity, and cerebral blood flow in the cat. In a continuation of studies begun during the first year of the present contract, we have compared the effectiveness of the opiate antagonist WIN44, 441-3, which has enhanced activity at the kappa-opiate receptor, with its inactive stereoisomer WIN44, 441-2, saline, and dopamine hydrochloride. Finally, we have initiated pilot studies utilizing nuclear magnetic resonance spectroscopy (MRS) to evaluate the dynamic in vivo metabolic response to traumatic brain injury in the rat. These studies have shown that transient changes in high energy phosphates and intracellular pH occur in response to traumatic brain injury. This decreased PCr/Pi ratio in the absence of hypoxia or tissue acidosis may be a reflection of mitochondrial dysfunction and may thus be a marker of irreversible tissue injury. GRA

**N88-19078#** Northeastern Univ., Boston, Mass.  
**CENTER FOR THE STUDY OF RHYTHMIC PROCESSES Annual Report, 1 Oct. 1986 - 1 Oct. 1987**  
 NANCY KOPELL, AVIS H. COHEN, EVE MARDER, and KAREN A. SIGVARDT 20 Oct. 1987 36 p  
 (Contract F49620-87-C-0013)  
 (AD-A188204; AFOSR-87-1657TR) Avail: NTIS HC A03/MF A01 CSCL 06D

The Center for the Study of Rhythmic Processes began operation in the academic year 1986 to 1987. It brought together mathematicians and biologists to work on problems of mutual interest. During the first year, the Center focused on two sets of problems. The first involved the structure and function of the intersegmental coordinating system of the vertebrate spinal cord, for which the lamprey provides an excellent model system. A broadly applicable mathematical framework was constructed for analyzing this system, and new mathematical techniques were invented. A new technology was put into use which has the potential of providing information not previously obtainable. Many of the major researchers working on this preparation were consolidated under the auspices of the center, and many new collaborations were formed. The other involved small neural networks, such as the stomatogastric ganglion of the lobster. Detailed mechanisms of function and control were investigated, and mathematical tools were applied to investigate how the circuits change under modulation. GRA

**N88-19079#** Joint Publications Research Service, Arlington, Va.  
**JPRS REPORT: SCIENCE AND TECHNOLOGY. USSR: LIFE SCIENCES**  
 12 Feb. 1988 65 p Transl. into ENGLISH from various Russian articles  
 (JPRS-ULS-88-001) Avail: NTIS HC A04/MF A01

Articles and summaries of articles from the open literature are presented in the areas of aerospace medicine, agricultural science, biochemistry, biotechnology, epidemiology, genetics, laser bioeffects, microbiology, molecular biology, pharmacology and toxicology, physiology, public health, radiation biology, and virology.

**N88-19080#** Joint Publications Research Service, Arlington, Va.  
**BALLISTOCARDIOGRAPHY IN WEIGHTLESSNESS RESEARCH Abstract Only**  
 R. M. BAYEVSKIY, I. I. FUNTOVA, and M. D. ZAKATOV In its JPRS Report: Science and Technology. USSR: Life Sciences p 1 12 Feb. 1988 Transl. into ENGLISH from Vestnik Akademii Meditsinskikh Nauk SSSR (Moscow, USSR), no. 6, Jun. 1987 p 77-84  
 Avail: NTIS HC A04/MF A01

A review is presented of advances in ballistocardiographic studies during weightlessness aboard Salyut-6 and -7 space ships, as well as in controlled ground experimentation. The latter involved ten 19 to 20-year-old males subjected to antihypostatic kinesia for prolonged periods of time to simulate weightlessness. In general, the results of both series were in agreement. Over a 90-day period three basic phases of changes in cardiac contractility were identified. The initial stage was a diminished mechanical activity of the right heart. The second stage consisted of enhanced contractility of the right ventricle with simultaneous reduction in the contractility of the left heart. The final stage was a reversal of the phenomenon in the second stage, i.e., enhanced contractility of the left ventricle with concomitant reduction in contractility of the right heart. Further developments in ballistocardiographic techniques and equipment will lead to an expanded use of this technology in clinical medicine, following its initial development for space physiology. Author

**N88-19081#** Joint Publications Research Service, Arlington, Va.  
**CENTRAL HEMODYNAMICS IN ANTIORTHOSTATIC HYPOKINESIA AND IMMERSION MODELS OF WEIGHTLESSNESS Abstract Only**  
 V. YE. KATKOV, L. I. KAKURIN, V. V. CHESTUKHIN, and E. M. NIKOLAYENKO In its JPRS Report: Science and Technology. USSR: Life Sciences p 2 12 Feb. 1988 Transl. into ENGLISH from Vestnik Akademii Meditsinskikh Nauk SSSR (Moscow, USSR), no. 6, Jun. 1987 p 71-77  
 Avail: NTIS HC A04/MF A01

A comparative study was conducted on the physiological effects of antihypostatic hypokinesia (15 deg body angle) and dry immersion on central hemodynamics in weightlessness simulation research. The experiments were conducted over a period of 7 days with 17 healthy males (33 years old) divided into two groups. The central hemodynamic parameters were more affected by immersion in the initial hours of the experiment, presumably due to the primary effects of immersion. Stabilization of the various hemodynamic parameters was seen in 2 to 3 days in both experiments, and within 7 days there were no significant differences between the groups. These observations were interpreted to indicate that both experimental approaches lead to essentially identical data on the effects of weightlessness and are equally suitable for onboard experimentation in space stations. This is particularly applicable to monitoring of central venous pressure, whereas the other hemodynamic parameters still require additional studies. Within 1 day of the experiment the central venous pressure fell from a control value of 4.1 mmHg to 2.1 mmHg, decreasing to 1.7 mmHg by day 7. Similar results had been obtained aboard Space Lab-1. Author

**N88-19082#** South African Association of Physicists in Medicine and Biology, Pretoria.  
**SOUTH AFRICAN ASSOCIATION OF PHYSICISTS IN MEDICINE AND BIOLOGY: 26TH ANNUAL CONGRESS**  
 1986 48 p In AFRIKAANS and ENGLISH Congress held at Pretoria, South Africa, 18 Mar. 1986  
 (DE88-700824; INIS-MF-11084; CONF-8603229) Avail: NTIS (US Sales Only) HC A03/MF A01

The Twenty-Sixth Annual Congress of the South African Association of Physicists in Medicine and Biology was held from 18 to 26 March 1986 in Pretoria. Papers delivered covered subjects like medical physics, radiotherapy, radiation protection, calibration of radiation monitors, radiation detectors, radiation doses and dosimetry. DOE

**N88-19083** New South Wales Univ., Kensington (Australia). School of Mechanical and Industrial Engineering.  
**CAUSES AND PREVENTION OF OCCUPATIONAL REPETITION STRAIN INJURIES (RSI) Abstract Only. Ph.D. Thesis**  
 KESHABA N. BAIDYA 1986 494 p  
 Avail: Issuing Activity

The incidence of repetition strain injuries (RSI) has greatly increased in recent years. There is no effective treatment. To prevent RSI, it is essential to understand the causes, and then to develop guidelines for work design based on the causes. The statistics indicated a correlation between RSI cases and the extent of industrialization. It was shown that females are more prone to RSI than males. To help in identifying causes of RSI, a survey was designed to correlate personal and work factors associated with the incidence of RSI. The survey of a sufferer and control group showed that the members of the sufferer group tended to be heavier, to spend more of their leisure time in indoor activities, to be in their thirties and to be engaged in more tense, repetitive work at a less adjustable pace than their counterparts. Local Muscle Fatigue (LMF) is considered to be a common precursor of RSI. The power density spectrum of EMG signals from the muscles concerned was shown to be the best indicator of LMF. The center frequency of the spectrum decreases with fatigue. To examine causes of fatigue, EMG signals of the extensor muscles were examined during repetitive wrist extension against a load. The degree of wrist extension, ulnar deviation during extension and the sex of the operator were the variable factors in the first

experiment. In the second experiment, the rest period after half an hour exercise was varied, with the other variables fixed. Alternative methods were compared and the results supported the use of EMG frequency analysis for measuring LMF. Author

**N88-19084#** Health Effects Research Lab., Research Triangle Park, N. C.

### **EFFECTS OF BREATHING AIR CONTAINING CONTAMINANTS SUCH AS CO<sub>2</sub>, CO AND HYDROCARBONS AT 1 AND 5 ATMOSPHERES**

V. A. BENIGNUS Nov. 1987 69 p  
(PB88-132915; EPA-600/D-87/348) Avail: NTIS HC A04/MF A01 CSCL 06T

The neural and behavioral effects of air contaminants such as CO<sub>2</sub>, CO and hydrocarbons are reviewed. Each contaminant or contaminant class is reviewed separately and then an attempt is made to estimate effects of combinations of contaminants. The effects are reviewed for both normobaric and hyperbaric conditions. Rough dose effects curves were constructed from data found in the literature. Author

**N88-19085\*#** National Aeronautics and Space Administration, Washington, D.C.

### **REGULATION OF CALCIUM METABOLISM DURING PROLONGED ANTIORTHOSTATIC HYPOKINESIA**

A. I. GRIGORYEV, B. V. MORUKOV, B. R. DOROKHOVA, and L. A. RUSTAMYAN Mar. 1988 11 p Transl. into ENGLISH from *Fiziologiya Cheloveka, Akademiya Nauk SSSR (Moscow, USSR)*, v. 7, Jul. - Aug. 1981 p 705-709 Original language document was announced in IAA as A81-44897 Transl. by Scientific Translation Service, Santa Barbara, Calif.  
(Contract NASW-4307)

(NASA-TT-20219; NAS 1.77:20219) Avail: NTIS HC A03/MF A01 CSCL 06S

Characteristics of the regulation of calcium exchange in healthy persons exposed to 182 days of antiorthostatic hypokinesia are investigated. Total calcium concentrations, ionized calcium activities and parathyroid hormone concentrations in blood serum were determined, before, during, and up to 15 days after a 182-day period of strict bed rest at a head down tilt of 4 deg; and tests of blood urine responses to a calcium lactate stress were performed to study the role of the kidneys. An increase in calcium ion activity is observed during the period of hypokinesia, while total calcium concentrations changed to a lesser degree. Plasma parathyroid hormone levels are found to significantly exceed background levels during hypokinesia and in the recovery period immediately following. Finally, the increase in calcium excretion in the urine during prolonged limitations of muscular activity is found to be connected with both an enhancement of calcium filtration and a decrease in its reabsorption in the kidneys, possibly due to changes in hormonal regulation. Author

**N88-19896#** European Space Agency. European Space Research and Technology Center, ESTEC, Noordwijk (Netherlands).

### **ESA'S FACILITY FOR RESEARCH IN HUMAN PHYSIOLOGY IN SPACE: ANTHRORACK**

B. ELMANN-LARSEN *In its Proceedings of the 3rd European Symposium on Life Sciences Research in Space* p 19-20 Dec. 1987

Avail: NTIS HC A15/MF A01 CSCL 06P

Anthrorack is a Spacelab double rack for research into human physiology in space, built around the whole-system analysis philosophy to achieve as many important physiological parameters as possible at the same point in time. The rack contains equipment for monitoring cardiovascular adaptation and deconditioning, pulmonary adaptation, blood sampling and processing, and acquisition of the following signals: ECG, EMG, EOG, EEG, blood pressure, body temperature, force, ambient pressure and temperature. The experiment complement consists of 21 different European experiments integrated into 3 major groups for cardiovascular, pulmonal, and hormonal research. The Anthrorack hardware is in the building phase. The first prototype of the rack,

the Training Model, will be delivered late 1988. As an integrated part of Spacelab, Anthrorack will be flown on the Shuttle on Spacelab mission D-2. ESA

### **N88-19902#** Mainz Univ. (West Germany). Dept. of Physiology. **RESPIRATORY PARAMETERS ABOARD AN AIRCRAFT PERFORMING PARABOLIC FLIGHTS**

J. WETZIG and R. VONBAUMGARTEN *In ESA. Proceedings of the 3rd European Symposium on Life Sciences Research in Space* p 47-50 Dec. 1987

(Contract BMFT-01-QV-223-9)

Avail: NTIS HC A15/MF A01 CSCL 06S

Respiration was recorded during parabolic flight in an aircraft with a closed system spirometer. The subjects were positioned in turn in a sitting, lying, and head down attitude during the high-g phases of the flight. Shifts of mean tidal volume and of mean thoracic circumference were determined manually from strip chart recordings. A net inspiratory shift of mean tidal volume is present in more than 50 percent of all parabolas investigated during the low-g phase while 12.5 percent show the opposite result. Of all 10 parabolas with shifts of mean tidal volume, 80 percent show a decrease of mean thoracic circumference, as measured by strain gage transducer. ESA

**N88-19903#** Deutsche Sporthochschule, Cologne (West Germany).

### **INFLUENCE OF A 6 HR HEAD-OUT WATER IMMERSION ON DIFFERENT TESTS OF ENDURANCE PERFORMANCE CAPACITY**

U. HOFFMANN, K. BAUM, F. M. BAER, D. ESSFELD, and J. STEGEMANN *In ESA. Proceedings of the 3rd European Symposium on Life Sciences Research in Space* p 51-54 Dec. 1987

Avail: NTIS HC A15/MF A01 CSCL 06S

The effect of short-time weightlessness, simulated by 6 hr water immersion, on maximum power and V'O<sub>2</sub> max, heart rate at submaximum power levels, whole blood lactic acid concentration at submaximum power levels, and V'O<sub>2</sub> kinetics in light exercise was studied. In contrast to submaximum heart rate and V'O<sub>2</sub> max, submaximum V'O<sub>2</sub>, lactic acid concentrations and V'O<sub>2</sub> kinetics are not significantly affected by the immersion. This combination of results suggests that dehydration is the major cause for a reduced performance capacity following immersion. Since V'O<sub>2</sub> max is relatively sensitive to fluid volume changes, this parameter appears less suited to study the effects of weightlessness on muscular metabolism and performance capacity in submaximum exercise. ESA

**N88-19904#** Deutsche Sporthochschule, Cologne (West Germany). Physiologisches Inst.

### **THE EFFECT OF ORTHOSTATIC CHANGES IN CENTRAL BLOOD VOLUME ON THE HEART RATE RESPONSE TO GRADED VALSALVA MANEUVERS**

J. STEGEMANN, F. M. BAER, U. HOFFMANN, K. BAUM, and D. ESSFELD *In ESA. Proceedings of the 3rd European Symposium on Life Sciences Research in Space* p 55-58 Dec. 1987

Avail: NTIS HC A15/MF A01 CSCL 06P

In order to determine if the Valsalva exercise may be used as an indicator of fluid shift during space flight, 21 healthy young men conducted the maneuvers against expiratory pressures of 20, 30, and 40 mm Hg, each lasting 30 sec at body positions of vertical, horizontal, and 6 deg head down tilt (HDT). Heart rate was continuously recorded beat by beat together with the expiratory pressure. The increase in heart rate at equal intrathoracic pressures is maximal in the vertical position, significantly lower (p less than 0.001) in the horizontal position and lowest (p less than 0.05) in the HDT position. The blood volume shift in the horizontal and HDT position partly compensates the impaired venous return during the Valsalva exercise. The Valsalva exercise can thus serve as a noninvasive indicator for central blood volume shift by comparing maximum heart rates during the straining period. ESA



**N88-19905#** Consiglio Nazionale delle Ricerche, Milan (Italy). Centro Studi Fisiologia Lavoro Muscolare.

**BREATH-BY-BREATH MEASUREMENT OF ALVEOLAR GAS EXCHANGE**

C. L. LAFORTUNA and P. E. DIPRAMPERO *In* ESA. Proceedings of the 3rd European Symposium on Life Sciences Research in Space p 59-61 Dec. 1987 Sponsored in cooperation with a CNR-NATO Science Fellowship (Contract SNSF-3.383.0-82)

Avail: NTIS HC A15/MF A01 CSCL 06P

The methodology of breath-by-breath (BB) pulmonary gas exchange measurements is discussed. Assessment of BB alveolar gas transfer implies knowledge of alveolar volume at the beginning of the breath (VA(i-1)), a quantity which escapes direct measurement on a BB basis and is therefore given a constant value. It is shown that the value assigned to VA(i-1) (from 0 to 5 liters) does not affect the average alveolar transfer of oxygen and CO<sub>2</sub> calculated over 100 consecutive breaths; it greatly influences, however, the BB variability of alveolar gas exchange. It is concluded that precise calculation of BB alveolar gas transfer is prevented unless a method is devised for assessing VA(i-1) on a single breath basis. ESA

**N88-19906#** Karolinska Inst., Stockholm (Sweden). Dept. of Baromedicine and Medical Engineering.

**SECOND-GENERATION RESPIRATORY MONITORING SYSTEM FOR MICROGRAVITY STUDIES IN MAN**

D. LINNARSSON, H. LARSSON, and T. RIBBE *In* ESA. Proceedings of the 3rd European Symposium on Life Sciences Research in Space p 63-64 Dec. 1987

Avail: NTIS HC A15/MF A01 CSCL 06P

For measurements of the metabolism and the lung function in studies of the human adaptation to microgravity, a respiratory monitoring system was designed for Spacelab. A further optimization of mass, power dissipation, calibration gas requirement, and foreign gas pollution is desirable for future space station applications. This should be performed without compromising the accuracy and the safety of the system. A device with breath-through analysis of metabolic and indicator gases is presented. Indicator gases can be dispensed and analyzed in trace concentrations. ESA

**N88-19907#** Institute of Biomedical Problems, Moscow (USSR). **LUNG FUNCTION IN SIMULATED MICROGRAVITY**

A. M. GENIN and V. M. BARANOV *In* ESA. Proceedings of the 3rd European Symposium on Life Sciences Research in Space p 65-69 Dec. 1987

Avail: NTIS HC A15/MF A01 CSCL 06S

Ground-based microgravity simulation studies show variations in lung volumes, respiration biomechanics, and gas exchange which reduce the efficiency of lung ventilation. They demonstrate differences in the pattern and amount of changes in the respiratory parameters which occur in head-down tilt and water immersion, upright and supine water immersion, and simulated and real space flight. The data obtained indicates that due to the anatomical and physiological peculiarities of the lungs the Earth gravitational field acts in a nonuniform manner on their compartments. This emphasizes the necessity of investigating the lung function in real space flights. ESA

**N88-19908#** Technische Univ., Graz (Austria). Dept. of Thoracic and Hyperbaric Surgery.

**LIQUID VENTILATION: NEW DATA AND POSSIBLE USE IN SPACE MEDICINE**

F.-M. JUETTNER, H. HINGHOFER-SZALKAY, P. REHAK, H. PINTER, H. POPPER, J. SMOLLE, and W. PETEK (Technische Univ., Graz, Austria) *In* ESA. Proceedings of the 3rd European Symposium on Life Sciences Research in Space p 71-75 Dec. 1987

Avail: NTIS HC A15/MF A01 CSCL 06S

Liquid ventilation of the lungs to diminish acceleration/deceleration stresses was studied. Since ions permeating the alveolo capillary barrier might induce serious

electrolyte disturbances in the serum, the permeability of the alveolo-capillary membrane during unilateral continuous isotonic liquid ventilation in the pig was studied. Data suggest that the permeability of the barrier for ions and large molecules ranges in the same order of magnitude as that of peripheral capillaries. There is no substantial loss of fluid into the organism. Serum electrolytes remain unchanged. ESA

**N88-19919#** Technische Univ., Graz (Austria). Inst. fuer Physiologie.

**FLUID VOLUME CHANGES IN ASTRONAUTS: HOW THEY FIT OUR UNDERSTANDING OF PHYSIOLOGY**

H. HINGHOFER-SZALKAY *In* ESA. Proceedings of the 3rd European Symposium on Life Sciences Research in Space p 135-142 Dec. 1987

Avail: NTIS HC A15/MF A01

Body fluid and electrolyte responses to microgravity are reviewed, and questions regarding spaceflight induced changes in the fluid-electrolyte system are discussed. Compartments from which the unexpectedly large volume of fluid which is rapidly lost from the legs at the onset of microgravity originates, and the forces which drive it into the upper parts of the body are unknown. It is not clear if this fluid is eventually excreted from the body, or if a residual volume remains. If so, it may provide a long-term stimulus to volume receptors, or these receptors may adapt. The magnitude and time-course of the losses of water, sodium and potassium, which are the most significantly altered components of intake and output also need to be elucidated. The higher excretion rates of fluids and major electrolytes after several days of flight could either represent a continuous net loss from the body, or reflect altered intake or sweat secretion. The neuro-hormonal mechanisms reducing, e.g., plasma osmolality while increasing it in the urine, and depressing urine output during the first week and elevating it later in flight should be studied. ESA

**N88-19920#** Tours Univ. (France). Lab. de Biophysique Medicale.

**CARDIOVASCULAR ADAPTATION TO ZERO-G DURING A LONG TERM FLIGHT (237 DAYS) ON BOARD THE SALYUT 7 SOVIET SPACE STATION (1984)**

PH. ARBEILLE, J. M. POTTIER, F. PATAT, M. BERSON, A. RONCIN, CH. LETOULLEC, P. MIGNE, L. POURCELOT, A. KATOVSKAYA, O. ATKOV (Institute of Biomedical Problems, Moscow, USSR) et al. *In* ESA. Proceedings of the 3rd European Symposium on Life Sciences Research in Space p 143-146 Dec. 1987

Avail: NTIS HC A15/MF A01

Cardiovascular examinations were performed on three astronauts during a long term flight (234 days). The multimode ultrasound device includes a real-time B mode imaging, a time motion mode, a Doppler and a duplex mode echo-Doppler. This system was used to study the cardiac function and the peripheral circulation. The main hemodynamic parameters (cardiac output, carotid and femoral blood flow, vascular resistances) were measured several times preflight, inflight, and during the recovery period. The individual variations are presented as percentage of the basal preflight value. It is concluded that the hemodynamic changes observed during the flight concern physiological and reversible reactions of the cardiovascular system (e.g., a 20 to 40 percent reduction of left ventricle size). ESA

**N88-19921#** Tours Univ. (France). Lab. de Biophysique Medicale.

**CARDIAC AND PERIPHERAL CIRCULATION ASSESSMENT BY ULTRASOUND ON 3 ASTRONAUTS DURING TWO 7-DAY SPACE FLIGHTS (1982 SALYUT-7 - 1985 STS 51G)**

J. M. POTTIER, F. PATAT, PH. ARBEILLE, A. RONCIN, M. BERSON, and L. POURCELOT *In* ESA. Proceedings of the 3rd European Symposium on Life Sciences Research in Space p 147-149 Dec. 1987

Avail: NTIS HC A15/MF A01

Cardiovascular function was examined by echography on board Salyut 7 and the Space Shuttle. During short flights a moderate

increase (maximum + 30 percent) of the left ventricle and the cardiac output followed one day or a few days later by the decrease (maximum - 15 percent) of these parameters are noted. Cerebral circulation remains quite stable whereas the femoral circulation changes with cardiac output. After landing, all the hemodynamic parameters were transiently increased but show large oscillations all along the recovery period. The cardiovascular parameters return to their basal value within a few days. The variations of the main hemodynamic parameters, presented as a percentage of the basal value are compared inflight and postflight. ESA

**N88-19922#** Deutsche Forschungs- und Versuchsanstalt fuer Luft- und Raumfahrt, Cologne (West Germany). Inst. for Aerospace Medicine.

**LOAD AND CONTROL OF THE CARDIOCIRCULATORY SYSTEM IN WEIGHTLESSNESS**

F. BAISCH and L. BECK /In ESA. Proceedings of the 3rd European Symposium on Life Sciences Research in Space p 151-154 Dec. 1987

Avail: NTIS HC A15/MF A01

The theory of adaptation of the circulatory system to microgravity which postulates an increased blood volume stress in the upper body segments is discussed. It also supposes a direct impact on the heart muscle apart from the decreased workload of the striated musculature. If the fluid shift leads to a permanent preload increase of right and left ventricle, the demands on contractility might be reduced. Bed rest studies seem to support this view: with equal inotropic stimulation, the analogon of ventricular function curves downwards from control after 7 days head down tilt. The ventricular function curves obtained during the D-1 mission on Spacelab and in the recovery period do not reveal any significant changes compared to control. The first inflight days reveal an increase of cardiac output as well as a decrease of heart rate. ESA

**N88-19924#** Institute of Biomedical Problems, Moscow (USSR). **PHYSIOLOGICAL REACTIONS UPON CONTROLLED CHANGES OF BLOOD DISTRIBUTION IN HUMANS**

I. D. PESTOV and V. S. PANCHENKO /In ESA. Proceedings of the 3rd European Symposium on Life Sciences Research in Space p 159-162 Dec. 1987

Avail: NTIS HC A15/MF A01

In short-term experiments, using standard techniques to induce blood distribution relative to longitudinal body axis, the cardiorespiratory system, water-electrolyte metabolism, and orthostatic tolerance were studied. Results show that the aspects studied can be regulated by the controlled blood distribution relative to the longitudinal body axis. Physical means and techniques employed to induce this controlled blood distribution if utilized at zero-g, might reproduce physiological reactions similar to reactions in terrestrial gravity. Inasmuch as a forced relationship is revealed between parameters of physical exposures, which affect both blood distribution and intensity of organism response, it is possible to select from a broad variety of these physical exposures values which reproduce in weightlessness effects of interest, e.g., physiological reactions typical for upright posture under terrestrial gravity. Among criteria which can be utilized to grade such physical exposures, is the blood volume in pulmonary capillaries. ESA

**N88-19938#** Marburg Univ. (West Germany). Inst. fuer Physiologie.

**NECK RECEPTOR STIMULATION IN 0 AND 1 G**

J. R. KASS, H. VOGEL, and R. J. VONBAUMGARTEN /In ESA. Proceedings of the 3rd European Symposium on Life Sciences Research in Space p 233-236 Dec. 1987

Avail: NTIS HC A15/MF A01

The effect of neck-receptor stimulation on orientation and eye movement in 0 g was studied on humans. Stimulation involved cervical, vestibular, and combination of both sets of receptors in a roll axis. Eye rotation was measured, as well as orientation perception. Results show cervico-ocular compensatory eye torsion in 0 g and very poor perception of the relative head and trunk positions as compared with the ground tests. Combined otolith

and neck-receptor stimulation on the ground causes more ocular counter-torsion than otolith stimulation alone. The results of neck-receptor activity on the ground is directed against the Aubert phenomenon and in space causes counter-rotation of a head-fixed horizontal luminous line. ESA

**N88-19939#** Freie Univ., Berlin (West Germany).

**VESTIBULAR RESPONSE TO CALORIC STIMULATION DURING ORBITAL FLIGHT**

H. SCHERER and A. H. CLARKE /In ESA. Proceedings of the 3rd European Symposium on Life Sciences Research in Space p 237-239 Dec. 1987

Avail: NTIS HC A15/MF A01

Caloric testing was performed in weightlessness in vestibular tests on Spacelab SL-1 mission and D-1 mission. Results show that, contrary to the thermoconvective theory for the basic caloric mechanism, the inflight 0 g responses are comparable to those measured in 1 g conditions on Earth. Besides confirming the results of the first orbital experiment, the D-1 experiment utilized the vestibular sled facility to examine the effect of linear acceleratory stimulation on an ongoing caloric nystagmus. Vestibular response to simultaneous stimulation of both the angular and linear acceleration receptors could be measured. Evaluation of the caloric response over the course of the pre, in, and postflight periods yields interesting results on the adaptation and readaptation processes associated with extended orbital flight missions. ESA

**N88-19941#** Stirling Univ. (Scotland).

**THE RATE OF ADAPTATION TO ALTERED G IN THE HUMAN CENTRIFUGE: IMPLICATIONS FOR SIMULATIONS OF MASS-DISCRIMINATION IN SPACE FLIGHT**

H. ROSS and E. SCHWARTZ (Deutsche Forschungs- und Versuchsanstalt fuer Luft- und Raumfahrt, Cologne, West Germany) /In ESA. Proceedings of the 3rd European Symposium on Life Sciences Research in Space p 249-254 Dec. 1987 Sponsored by ESA and the United Kingdom Royal Society

Avail: NTIS HC A15/MF A01

Thirty six subjects were tested for weight discrimination under continuous (5 min) and alternating (30 sec) exposure to 1.05 and 2.0 g. Performance is poorer at 2.0 than at 1.05 g, due to the altered force environment. It is also poorer under alternating than continuous exposure, but only when the alternating condition is first. Poor performance during repeated parabolas in flight may be partly due to the use of novice fliers, who have not acquired contingent adaptation. Other factors, such as the rapid and extreme changes in g level, may also impair such performance in comparison with space flight or the centrifuge. ESA

**N88-19942#** Deutsche Forschungs- und Versuchsanstalt fuer Luft- und Raumfahrt, Cologne (West Germany). Inst. for Aerospace Medicine.

**IMPLICATIONS OF SHIFTWORK IN SPACE FOR HUMAN PHYSIOLOGY EXPERIMENTS**

H. M. WEGMANN, A. GUNDEL, K. E. KLEIN, and A. SAMEL /In ESA. Proceedings of the 3rd European Symposium on Life Sciences Research in Space p 255-258 Dec. 1987

Avail: NTIS HC A15/MF A01

The consequences of double-shift operations during Spacelab missions where crew members are required to work at unusual times of their habitual 24 hr cycles are discussed. In addition to this shift-work condition, astronauts are exposed to a zeitgeber ensemble that is substantially altered in comparison with their normal routine on Earth. Most likely, these two factors cause permanent changes in the circadian regulatory system. Computer simulations and extrapolations from jet-lag studies demonstrate that the instable circadian state may cause serious problems for human physiology experiments. ESA

**N88-19943#** Institute of Biomedical Problems, Moscow (USSR).  
**THE INFLUENCE OF SPACE FLIGHT ON WATER-SALT HOMEOSTASIS IN MAN AND ANIMALS**

YU. V. NATCHIN, A. I. GRIGORIEV, and L. V. SEROVA /n ESA. Proceedings of the 3rd European Symposium on Life Sciences Research in Space p 259-261 Dec. 1987

Avail: NTIS HC A15/MF A01

Water-salt homeostasis in space flights lasting up to 175 days is described. During short-term space flights changes in water-salt homeostasis in cosmonauts are connected mainly with volumoregulation; during long-term flights, in addition, hypokalemia and hypercalcemia develop. In weightlessness a decreased content of K in the renal medulla of rats can be one of the causes responsible for a change of osmo- and ionoregulatory renal function. During space flights the body weight of pregnant rats does not increase, the content of Ca in the liver and kidney decreases, as does the fetus weight, but the content of Na, K, Ca, Mg is unchanged. ESA

**N88-19944#** Centre d'Etudes et de Recherches de Medecine Aeronautique, Paris (France).

**EFFECTS OF ANTI-G SUIT INFLATION ON RENIN AND ALDOSTERONE RESPONSE PHYSICAL EXERCISE**

C. Y. GUEZENNEC, F. LOUISY, F. X. GALEN, and M. LARTIGUES (Limoges Univ., France) /n ESA. Proceedings of the 3rd European Symposium on Life Sciences Research in Space p 263-267 Dec. 1987

Avail: NTIS HC A15/MF A01 CSCL 06C

In order to verify the stimuli involved in renin secretion and the consequences on aldosterone concentration, six healthy male subjects executed four experimental procedures. Two tests were upright posture with and without anti-g suit. Two tests were arm cranking with and without anti-g suit. The blood sample performed before and at the end was used to measure atrial natriuretic factor (ANF), plasma renin activity (PRA), aldosterone concentrations, and corticotrophin. Results show that ANF increase is more influenced by physical exercise than by anti-g suit inflation, while PRA increase under effect of upright posture is abolished by anti-g suit inflation and exercise. It is concluded that the enhanced venous return under the effect of anti-g suit inflation influences PRA more than ANF secretion. ESA

**N88-19945#** Lyon-1 Univ. (France). Faculte de Medecine.  
**IS ANF IMPLIED IN THE NIGHT ATTENUATED RENAL RESPONSE TO CENTRAL HYPERVOLEMIA?**

G. GAUQUELIN, B. ROUSSEL, J.-O. FORTRAT, G. GEELEN, PH. ARBEILLE, L. POURCELOT, A. GUELL (Centre National d'Etudes Spatiales, Toulouse, France), J. GUTKOWSKA, M. CANTIN, and C. GHARIB /n ESA. Proceedings of the 3rd European Symposium on Life Sciences Research in Space p 269-272 Dec. 1987 Sponsored in cooperation with Lyon Univ., France and Universite Claude Bernard

(Contract DRET-87-086; CNES-87-1242)

Avail: NTIS HC A15/MF A01

Plasma levels of atrial natriuretic factor (ANF) were measured during a 4 hr head-down tilt at -6 deg in 5 healthy male volunteers (aged 20 to 22 yrs). Experiments took place from 08.00 hr to 14.00 hr, (day), and from 22.00 hr to 07.00 hr (night). The control period was 1 hr in a seated position (08.00 hr to 09.00 hr for day and 22.00 hr to 23.00 hr for night). Blood samples were collected at 09.00 hr and 23.00 hr and every 20 min during the first hour, and every hour thereafter. Electroencephalograms were continuously recorded during night. Results show a similar significant increase in ANF under both experimental conditions. At night there is no correlation between ANF and sleep stages. Differences observed in renal responsiveness to central volume expansion during day or night can not be explained by a difference in renin, aldosterone, vasipressin (previously demonstrated in several studies) or ANF secretion. ESA

**N88-19946#** Institute of Biomedical Problems, Moscow (USSR).  
**MEDILAB: A PROJECT OF A MEDICAL LABORATORY IN SPACE**

O. G. GAZENKO, A. I. GRIGORIEV, E. A. ILYIN, and S. F. KHOLIN /n ESA. Proceedings of the 3rd European Symposium on Life Sciences Research in Space p 275-277 Dec. 1987

Avail: NTIS HC A15/MF A01

A medical laboratory for the Mir Space Station is proposed. Physiological studies concentrate on sensory systems, respiration and circulation regulation, hormonal and fluid-electrolyte metabolism, musculoskeletal system, digestive system, and psychophysiological status. It is planned to study neuro-reflex and neuro-humoral mechanisms of regulation of physiological systems at different time intervals of exposure to microgravity using invasive methods that cannot be applied to man as well as to investigate subtle morphofunctional changes in animals. Biological experiments concentrate on cell biology and population biology to clarify the specific function and evolution of living systems in the absence of gravity and to ascertain the general pattern of gravity effects on living systems. Animal experiments to develop the principles and tactics of surgical manipulations and treatment of pathologies such as local inflammation and wounds, and bone regeneration are planned. ESA

**N88-19955#** Tours Univ. (France). Lab. de Biophysique Medicale.

**GASTRIC EMPTYING ASSESSMENT BY ECHOGRAPHY AFTER A STRESS (ROTATING CHAIR)**

R. VALMALLE, PH. ARBEILLE, F. PATAT, J. M. POTTIER, C. GHARIB (Lyon-1 Univ., France), and L. POURCELOT /n ESA. Proceedings of the 3rd European Symposium on Life Sciences Research in Space p 319-321 Dec. 1987

Avail: NTIS HC A15/MF A01

The gastric emptying time for a calibrated meal was measured by ultrasound imaging on subjects at rest and on subjects after a rotating chair test 20 min after the meal. Rotation was stopped when the subject mentioned clinical signs of discomfort before any vomiting occurred. At rest, the mean gastric emptying time is 157 ± or - 22 min. After the rotating chair test, the gastric emptying time is significantly increased: 255 ± or - 28 min (p = 0.001). This method makes possible the quantification of gastric emptying disturbances induced by motion sickness and is of interest to study gastric emptying in space and to appreciate the effect of drugs against space motion sickness. ESA

**N88-19956#** Lyon-1 Univ., Villeurbanne (France). Chimie Appliquee et Genie Chimique.

**ESTIMATION OF BODY FLUID SHIFT BY ELECTRICAL IMPEDANCE IN VARIOUS POSTURES**

A. THOMASSET, J. LENOIR, P. JENIN, and C. GHARIB (Lyon-1 Univ., France) /n ESA. Proceedings of the 3rd European Symposium on Life Sciences Research in Space p 323-325 Dec. 1987

Avail: NTIS HC A15/MF A01

The electrical impedance method was used to measure the hydration state and volume disturbance in man during change in body position. With respect to an initial sitting posture, the maintenance of this posture (4 hr) results in a blood accumulation more important in the lower limbs than in the arms. A slight extracellular edema is established in the distal parts (hand and feet). With 9 deg inclination for 4 hr, the phenomenon is inverted. Whatever the case, scatter in data is more important in the lying posture than in the sitting posture. ESA

**N88-19957#** Mainz Univ. (West Germany). Abteilung fuer Sportphysiologie.

**A NEW DYNAMICALLY-BRAKED ARM ERGOMETER INCLUDING THE DEMONSTRATION OF A PROTOTYPE**

TH. HOFFMANN and H.-V. ULMER /In ESA. Proceedings of the 3rd European Symposium on Life Sciences Research in Space p 327-330 Dec. 1987

Avail: NTIS HC A15/MF A01

For simulating arm exercise in space, an arm ergometer was developed based on frictioned hydraulic cylinders, enabling performances for push/pull exercise with both arms between 10 and 30 W. Tests with 23 subjects show suitability of the prototype, substantiated by: systematic increases of heart rate, ventilation, and perceived exertion with increasing load. Due to the gathered experimental knowledge further improvements will be discussed.

ESA

**N88-19958#** Technische Univ., Graz (Austria). Inst. fuer Physiologie.

**ASSESSMENT OF INTERCOMPARTMENT FLUID SHIFTS BY BLOOD DENSITOMETRY IN ASTRONAUTS**

H. HINGHOFFER-SZALKAY and G. HAAS /In ESA. Proceedings of the 3rd European Symposium on Life Sciences Research in Space p 331-333 Dec. 1987 Sponsored by the Austrian Academy of Sciences

Avail: NTIS HC A15/MF A01

A method which allows rapid and precise determination of the mass densities of human blood and plasma is discussed. The density of antecubital venous samples was measured using the mechanical oscillator technique in tilt-table experiments with 0.01 g/l precision, along with hemoglobin and plasma protein concentrations and hematocrit using conventional methods. Postural fluid shifts are indicated by accompanying changes in all variables. There are highly significant linear relations between all possible combinations of measured variables. Alterations in hemoglobin/hematocrit and plasma protein concentrations can be directly computed from changes in blood and plasma density, respectively. Blood density can also be monitored continuously with high precision and reveals the individual time-course of spontaneous and postural capillary fluid shifts. Erythrocyte density does not change with body position and is closely regulated to an individual set point over time frames of up to several weeks.

ESA

**N88-19961#** Centre National d'Etudes Spatiales, Toulouse (France). Centre Spatial.

**SOME REFLECTIONS ON THE STANDARDIZATION OF BED-REST PROCEDURES FOR WEIGHTLESSNESS SIMULATION (CARDIOVASCULAR AND ENDOCRINE ASPECTS)**

A. GUELL, CL. GHARIB (Lyon-1 Univ., France), and M. VISO /In ESA. Proceedings of the 3rd European Symposium on Life Sciences Research in Space p 345-350 Dec. 1987

Avail: NTIS HC A15/MF A01

Bed rest and other standard weightlessness simulation procedures are reviewed. The influence of angle of inclination in head down tilt is discussed. The best posture to obtain basic hormonal and hemodynamic data is considered, and tests after 1 hr in sitting position are recommended. Diet, age, sex, group homogeneity, and physical fitness of subjects are considered. Analytical techniques and statistical analysis of data are treated.

ESA

**N88-19965#** General Accounting Office, Washington, D. C. Resources, Community and Economic Development Div.

**NUCLEAR HEALTH AND SAFETY: RADIATION EXPOSURES FOR SOME CLOUD-SAMPLING PERSONNEL NEED TO BE REEXAMINED**

Sep. 1987 91 p

(PB88-130497; GAO/RCED-87-134; B-222195) Avail: NTIS HC A05/MF A01 CSCL 06R

An attempt was made to determine how many personnel were involved in the manning or decontaminating aircraft that flew

through nuclear clouds during operations Tumbler-Snapper (1952), Redwing (1956), and Dominic I (1962), and how much radiation was received.

Author

**N88-19966#** Joint Publications Research Service, Arlington, Va. **USSR REPORT: LIFE SCIENCES. BIOMEDICAL AND BEHAVIORAL SCIENCES**

27 Apr. 1987 99 p Transl. into ENGLISH from various Russian articles

(JPRS-UBB-87-008) Avail: NTIS HC A05/MF A01

Topics related to U.S.S.R. research efforts in the biomedical and behavior sciences are discussed. Aerospace medicine, agrotechnology, biochemistry, biophysics, biotechnology, human factors, radiation effects, pharmacology, physiology, public health, psychology, and radiation medicine are among the topics covered.

**N88-19967#** Joint Publications Research Service, Arlington, Va. **NITROGEN'S BIOLOGICAL EFFECT ON OXYGEN TRANSPORT THROUGH HEMATOPARENCHYMAL BARRIER**

V. A. BEREZOVSKIY and V. I. NOSAR /In its USSR Report: Life Sciences. Biomedical and Behavioral Sciences p 1-7 27 Apr. 1987 Transl. into ENGLISH from Fiziologicheskii Zhurnal (Kiev, USSR), v. 31, no. 6, Nov. - Dec. 1985 p 641-645

Avail: NTIS HC A05/MF A01

A study is made of the effect of a nitrogen-free gas mixture on oxygen tension in arterial blood and tissues, local circulation, and oxygen mass transfer through the hematoparenchymal barrier (HPB) at low oxygen partial pressure and at normal atmospheric pressure.

Author

**N88-19968#** Joint Publications Research Service, Arlington, Va. **DESYNCHRONIZATION OF HEART RATE AND BREATHING FREQUENCY AFTER TRANSMERIDIONAL FLIGHT ACROSS THREE TIME ZONES Abstract Only**

A. A. PUTILOV /In its USSR Report: Life Sciences. Biomedical and Behavioral Sciences p 8 27 Apr. 1987 Transl. into ENGLISH from Fiziologiya Cheloveka (Moscow, USSR), v. 11, no. 6, Nov. - Dec. 1985 p 915-922 Original language document was announced in IAA as A86-22533

Avail: NTIS HC A05/MF A01

Postflight desynchronization of the heart beat frequency/respiratory frequency (HBF/RF) biorhythms observed in individuals who have flown through one or three time zones is discussed. In the case of the one hour zone, the rhythm deviations were small and disappeared after the first two post flight days. A small increase in variation in the circadian rhythm was observed. After the three hour zone passage, internal desynchronization was observed during the first ten post flight days, with continued shift in deviations from integral to fractional HBF/RF ratios during the total 10 day long adaptation period, reaching a maximum after the first two to three postflight days.

Author

**N88-19969#** Joint Publications Research Service, Arlington, Va. **CHANGES IN BLOOD CONDUCTIVITY DURING IMMERSION**

V. G. KOZLOVA and YE. A. ALEKSANDROVA /In its USSR Report: Life Sciences. Biomedical and Behavioral Sciences p 8-9 27 Apr. 1987 Transl. into ENGLISH from Fiziologiya Cheloveka (Moscow, USSR), v. 11, no. 6, Nov. - Dec. 1985 p 1028-1030 Original language document was announced in IAA as A86-22543

Avail: NTIS HC A05/MF A01

Determinations were made of specific electrical resistance of blood to assess the information obtained in this manner as an indicator of the level of hydration. The study of the effects of water immersion on blood conductivity were carried out on twelve healthy men, 25 to 35 years of age. Baseline values of blood resistance ranged from 180 to 230 ohm cm. Within six to ten hours of immersion, blood resistance increased by 18 to 20 percent, reaching maximum values of over 240 ohm cm by day seven. Thereafter, immersion blood resistance returned rapidly to baseline values. The changes in resistance were correlated with plasma electrolytes and degrees of hydration, demonstrating the utility of measuring blood resistance as an indicator of hydration.

Author

**N88-19971#** Joint Publications Research Service, Arlington, Va.  
**EFFECTS OF WHOLE-BODY IRRADIATION WITH LOW-INTENSITY MICROWAVES ON MORPHOLOGICAL, FUNCTIONAL AND CYTOCHEMICAL CHARACTERISTICS OF LEUKOCYTES Abstract Only**

M. I. RUDNEV and N. M. GONCHAR *In its* USSR Report: Life Sciences. Biomedical and Behavioral Sciences p 33 27 Apr. 1987 Transl. into ENGLISH from Radiobiologiya (Moscow, USSR), v. 25, no. 5, Sep. - Oct. 1985 p 645-649 Original language document was announced in IAA as A86-18150  
 Avail: NTIS HC A05/MF A01

Outbred rats and guinea pigs were employed to assess the effects on leukocytes of microwave exposure and to expand the body of knowledge pertaining to the radiobiological aspects of this form of radiation. A statistically significant elevation in eosinophils was evident in the rats by day 30, which persisted for 90 days after irradiation was terminated. Monocytes and lymphocyte counts were depressed, while those of neutrophils were elevated. In guinea pigs, recovery of a normal blood formula was seen within 30 days. Cytochemical and functional studies also demonstrated species differences. In rats, neutrophil digestive function was enhanced but phagocytic activity remained unaffected, while in guinea pigs both the digestive and phagocytic activities of neutrophils were enhanced. The 500 micron W/cubic cm dose was uniformly inhibitory. The observed effects were interpreted to reflect adaptive changes in response to low level (5 to 50 micron W/square cm) electromagnetic exposure. Author

**N88-19972#** Joint Publications Research Service, Arlington, Va.  
**MECHANISMS OF EARLY LIGHT AND DARK ADAPTATIONS Abstract Only**

A. B. KRAVTSOV and S. V. KULIKOVA *In its* USSR Report: Life Sciences. Biomedical and Behavioral Sciences p 44 27 Apr. 1987 Transl. into ENGLISH from Fiziologicheskii Zhurnal SSR Imeni I. M. Sechenova (Leningrad, USSR), v. 71, no. 8, Aug. 1985 p 965-970  
 Avail: NTIS HC A05/MF A01

A tachiscopic study was conducted to assess the role of movement (phasic) and form (tonic) analyzers in early light and dark adaptation. The study involved the presentation of illuminated triangular images differing in brightness with a test stimulus of 30 msec, and 10 to 800 msec for integration time analysis. The responsiveness of the visual system was largely predicated on the movement analyzer, with differences among the subjects in responding to an increase or decrease in baseline brightness due to individual differences in balance of on- and off-inputs into the visual system. Altering the light stimulus may change the relationship between the two types of analyzers. In the case of a sudden change in the adaptation field, the sensitivity of the movement analyzer deteriorates. The increase in the threshold sensitivity of the latter leads to the appearance of well-defined peaks of early light and dark adaptation. Temporal integration under such conditions is prolonged and the form analyzer assumes the dominant role. The interaction of the form and movement analyzers may, therefore, determine the adaptability of the visual system. Author

**N88-19973#** Joint Publications Research Service, Arlington, Va.  
**STATUS OF MICROCIRCULATION IN HIGH-ALTITUDE BLOOD LOSS Abstract Only**

N. D. UMRALIEYEVA *In its* USSR Report: Life Sciences. Biomedical and Behavioral Sciences p 45 27 Apr. 1987 Transl. into ENGLISH from Izvestiya Akademii Nauk Kirgizskoy SSR (Frunze, USSR), no. 4, Jul. - Aug. 1986 p 58-62  
 Avail: NTIS HC A05/MF A01

A histological study was conducted on outbred, albino rats to assess the effects of high altitude adaptation (3200 m) on the microcirculatory responsiveness to a 30 percent blood loss. Adaptation was performed for 3 to 30 days prior to hemorrhage, with a systemic assessment of the angioarchitectonics. The data showed that adaptation itself placed a serious strain on the physiological reserves and diminished the ability of the body to cope with the additional stress of blood loss, with the net

hemodynamic adjustments showing deterioration in going from 3 day to 15 day high altitude adaptation. By 30 days of adaptation, blood loss was accompanied by less deleterious microcirculatory responsiveness to blood loss as affected by physiological changes induced by an altitude of 3200 m. Author

**N88-19974#** Joint Publications Research Service, Arlington, Va.  
**INTERRELATIONSHIP OF HEART RHYTHM INDICATORS AND RESISTANCE TO HYPOXIA IN ANTARCTIC POLAR WORKERS Abstract Only**

A. L. MAKSIMOV and T. B. CHERNOOK *In its* USSR Report: Life Sciences. Biomedical and Behavioral Sciences p 46 27 Apr. 1987 Transl. into ENGLISH from Izvestiya Akademii Nauk Kirgizskoy SSR (Frunze, USSR), no. 4, Jul. - Aug. 1986 p 63-66  
 Avail: NTIS HC A05/MF A01

Seventeen Antarctic workers were evaluated for correlation between heart rhythm indicators and hypoxic resistance. The workers were differentiated into a group with high resistance (8 individuals, Group 1) and moderate resistance (9 individuals, Group 2). Evaluation of the parameters and factors of interest demonstrated that, in Group 2, sympathetic activity was characterized by an inadequate reduction in activity during daytime and increase in activity in the evening, night and early morning. These facts indicated that Group 2 individuals were characterized by a less well developed automatism and required more frequent involvement of higher centers. Group 1 individuals demonstrated adequate automatism in conjunction with a higher metabolic rate. As a result, the involvement of the higher centers was at a minimum in Group 1 subjects and the parasympathetic system predominated in the regulatory process. In the final analysis, the physiological regulatory systems were under less stress in Group 1 individuals. A daytime pulse rate of 65 beats per minute or less, and a nighttime rate of at least 50 beats per minute were found to indicate satisfactory automatic homeostasis in both groups. Author

**N88-19975#** Joint Publications Research Service, Arlington, Va.  
**EFFECTS OF INTENSE, TIME-CONSTRAINED MENTAL EFFORT ON HEMODYNAMICS AND CARDIOVASCULAR FUNCTION Abstract Only**

B. M. FEDOROV, YE. N. STRELTSOVA, T. V. SEBEKINA, and T. M. SINITSYNA *In its* USSR Report: Life Sciences. Biomedical and Behavioral Sciences p 46-47 27 Apr. 1987 Transl. into ENGLISH from Fiziologiya Cheloveka (Moscow, USSR), v. 12, no. 1, Jan. - Feb. 1986 p 65-71 Original language document was announced in IAA as A86-30895  
 Avail: NTIS HC A05/MF A01

A variety of cardiovascular and hemodynamic parameters were monitored in a group of healthy men subjected to time-constrained intellectual effort in order to assess the effects of such stress on blood supply to the brain. The study involved a group of 25 young and middle aged men required to perform mathematical operations or to demonstrate syntactical skills within a given time frame. The demands on mental acuity in this situation represented a highly stressful situation accompanied by pronounced cardiovascular and hemodynamic sequelae. Rheoencephalographic studies provided unequivocal evidence of diminished blood supply to regions of the brain uninvolved in the mental effort (frontomastoidal areas), and enhanced blood flow to the inferior areas (Brodman's area 40). These observations demonstrate the need to vary intellectual activities in order to ensure adequate blood supply to all the brain formations on a unified basis. Author

**N88-19976# Joint Publications Research Service, Arlington, Va. FACILITY EFFECTS OF VOLUNTARY MOVEMENTS ON VESTIBULOMOTOR REACTION Abstract Only**

B. N. SMETANIN, V. YU. SHLYKOV, and M. P. KUDINOVA *In its USSR Report: Life Sciences. Biomedical and Behavioral Sciences* p 48-49 27 Apr. 1987 Transl. into ENGLISH from *Fiziologiya Cheloveka* (Moscow, USSR), v. 12, no. 1, Jan. - Feb. 1986 p 133-140 Original language document was announced in IAA as A86-30898

Avail: NTIS HC A05/MF A01

The effects of various arbitrary movements on manifestations of the vestibulomotor reaction were studied in human subjects receiving electrical stimuli to the vestibular apparatus. Certain body maneuvers, such as rapid sideward head movements, forward body bending, or arm swinging, had little or no effect. On the other hand, the destabilizing movements specifically associated with spatial displacements of the body and with postural rearrangements, such as rapid squatting, rapidly repeated rising on one's toes, or walking in place, increased the compensatory motor reaction and lowered the threshold of its appearance. The observed effect was not caused by induced instability per se but had to do with the volitional initiation of the destabilizing movements.

Author

**N88-19977# Joint Publications Research Service, Arlington, Va. HUMAN ADAPTATION TO VARIOUS HYPERCAPNIC CONDITIONS IN RELATION TO SALIVARY ELECTROLYTE DYNAMICS AND RENAL FUNCTION Abstract Only**

N. A. AGADZHANYAN, A. I. YELFIMOV, and Z. B. MININA *In its USSR Report: Life Sciences. Biomedical and Behavioral Sciences* p 49 27 Apr. 1987 Transl. into ENGLISH from *Fiziologiya Cheloveka* (Moscow, USSR), v. 12, no. 1, Jan. - Feb. 1986 p 157-164

Avail: NTIS HC A05/MF A01

The effects of various hypercapnic regimes on urinary and salivary K and Na levels were studied in 28 healthy men, 25 to 35 years old, to assess human adaptability to extreme environmental conditions in terms of water-electrolyte balance. Increasing the CO sub 2 tension in inhaled air led to elevation of K in saliva. In 2 to 7 percent CO sub 2, the increase in K was directly proportional to the level of P sub O sub 2 in the gas mixture. Salivary Na remained at baseline level at normal P sub O sub 2, but increased in hyperoxia with 1 to 4 percent CO sub 2. An increase in the Na concentration of saliva in combinations of hypoxia and hypercapnia was evident only when 2 percent CO sub 2 was present in the mixture. With an increase of CO sub 2 to 6 percent the Na/K ratio in the urine increases. The urinary Na/K value continued to increase as hypercapnia approached 8 percent CO sub 2 with concomitant hypoxia; however, in combination with normal P sub O sub 2 and hyperoxia, Na/K ratio declined. Water balance remained normal on breathing air with elevated P sub O sub 2, but became negative in normal or hypoxic P sub O sub 2. Water intake was elevated to a statistically significant degree in hypoxic conditions, while exertion was inversely related in a linear manner to the P sub O sub 2. The water-electrolyte homeostatic system was thus seen to be responsive to environmental changes in inhaled respiratory gases.

Author

**N88-19978# Joint Publications Research Service, Arlington, Va. PROTECTION FROM STRESS Abstract Only**

A. L. RYLOV *In its USSR Report: Life Sciences. Biomedical and Behavioral Sciences* p 50 27 Apr. 1987 Transl. into ENGLISH from *Khimiya i Zhizn* (Moscow, USSR), no. 7, Jul. 1986 p 28-32

Avail: NTIS HC A05/MF A01

A review is presented of the various brain peptides and other factors involved in mediation and protection from emotional stress. Among the chemicals that receive primary attention are the endogenous opiates. These molecules are short peptides that alleviate pain by acting on the same receptors as exogenous morphine. In the latter category, the most important peptide is met-enkephalin. Animals with low endogenous levels of met-enkephalin are particularly susceptible to the adverse effects

of stress, while those with normal or above average levels tolerate stress much better. Although peptides and other chemical factors alleviate stress, the final outcome appears to be predicated on mental or volitional ability to overcome adversity.

Author

**N88-19979# Joint Publications Research Service, Arlington, Va. INDIVIDUAL FUNCTIONAL TYPOLOGY OF SYMPATHOADRENAL SYSTEM AS INDICATOR OF PHYSIOLOGICAL STATUS IN ADVERSE ENVIRONMENTS Abstract Only**

N. A. NEYZHMAKOVA and L. M. SHAFRAN *In its USSR Report: Life Sciences. Biomedical and Behavioral Sciences* p 50-51 27 Apr. 1987 Transl. into ENGLISH from *Fiziologiya Cheloveka* (Moscow, USSR), v. 11, no. 6, Nov. - Dec. 1985 p 903-910

Avail: NTIS HC A05/MF A01

Determinations of urinary levels of catecholamines, dopamine, and other metabolites, as well as cardiovascular studies and psychological tests, were employed in assessing the functional typology of the sympathoadrenal (SA) system in 137 male sailors, 20 to 40 years of age. Three parameters were identified as having the greatest predictive value: urinary epinephrine levels and epinephrine/dopamine and epinephrine/norepinephrine ratios.

Author

**N88-19980# Joint Publications Research Service, Arlington, Va. RISK OF HYPERTENSION AND FUNCTIONAL CEREBRAL LATERALITY IN OIL EXPEDITION WORKS IN FAR NORTH Abstract Only**

V. P. LEUTIN and YE. I. NIKOLAYEVA *In its USSR Report: Life Sciences. Biomedical and Behavioral Sciences* p 52 27 Apr. 1987 Transl. into ENGLISH from *Fiziologiya Cheloveka* (Moscow, USSR), v. 11, no. 6, Nov. - Dec. 1985 p 923-926 Original language document was announced in IAA as A86-22534

Avail: NTIS HC A05/MF A01

Arterial blood pressure and parameters of functional sensorimotor asymmetry were measured in 306 workers employed in oil field work that involved regularly repeated long distance flight travel, with passages through several time zones, to and from the work location. Day shift drivers who lived permanently at the residential base were used as controls. The traveling workers displayed increased percentages of lefthanded and ambidextrous individuals. Moreover, in the traveling worker group, arterial hypertension occurred primarily in righthanded individuals and in those with mixed parameters of functional asymmetry. On the other hand, arterial hypertension in the traveling lefthand and ambidextrous individuals remained at the levels of the respective control groups.

Author

**N88-19981# Joint Publications Research Service, Arlington, Va. HEAT ACCLIMATIZATION UNDER CONTROLLED HYPERTHERMIA Abstract Only**

YU. A. IVANOV and L. A. KOROLEV *In its USSR Report: Life Sciences. Biomedical and Behavioral Sciences* p 52-53 27 Apr. 1987 Transl. into ENGLISH from *Fiziologiya Cheloveka* (Moscow, USSR), v. 11, no. 6, Nov. - Dec. 1985 p 952-956 Original language document was announced in IAA as A86-22538

Avail: NTIS HC A05/MF A01

Development of adaptation to a hot climate was studied in 60 nonacclimated subjects trained by periodic exposures to hyperthermia. The subjects' functional status was evaluated according to the levels of work capacity and thermal stress, electrocardiogram analysis, sweat losses, and the analysis of psychoemotional parameters. During the first 4 to 5 days of training, a deterioration of all measured functions was observed. However, after 9 to 10 days, the physical work capacity, cardiac function, and psychoemotional parameters returned to normal. After 13 to 15 days of training, the work capacity increased above control by 30.5 percent.

Author



**N88-19982#** Joint Publications Research Service, Arlington, Va.  
**JPRS REPORT: SCIENCE AND TECHNOLOGY. USSR: LIFE SCIENCES**

26 Feb. 1988 66 p Transl. into ENGLISH from various Russian articles

(JPRS-ULS-88-002) Avail: NTIS HC A04/MF A01

Topics related to U.S.S.R. life sciences research are discussed. Topics in biophysics, biochemistry, biotechnology, human factors engineering, immunology, laser effects, radiation medicine, microbiology, pharmacology, toxicology, physiology, public health, psychology, and veterinary medicine are covered.

**N88-19983#** Joint Publications Research Service, Arlington, Va.  
**MEASURING FUNCTIONAL FEASIBILITY OF HUMAN VISUAL SYSTEM Abstract Only**

YU. YE. SHELEPIN, V. V. VOLKOV, L. N. KOLESNIKOVA, V. B. MAKULOV, and V. N. PAUK *In its JPRS Report: Science and Technology. USSR: Life Sciences* p 35 26 Feb. 1988 Transl. into ENGLISH from Vestnik Akademii Nauk SSSR (Moscow, USSR), no. 9, Sep. 1987 p 63-72

Avail: NTIS HC A04/MF A01

In order to test visual recognition, it is necessary to use letter optotypes in which the lower spatial frequencies are absent. Such optotypes, on a gray background, permit more accurate evaluation of visual acuity, but must be used with an independent evaluation of the working range of spatial vision, using various matrices of black and white elements. Results obtained indicate that visuocontrastometry can be used for fundamental physiological investigations, for diagnosis and preventive medicine, for developing functional training methods and for quantitative evaluation of treatment effectiveness. Author

**N88-19987\*#** National Aeronautics and Space Administration.  
 Lyndon B. Johnson Space Center, Houston, Tex.

**STUDIES OF THE VESTIBULO-OCULAR REFLEX ON STS 4, 5 AND 6**

WILLIAM E. THORNTON, SAM L. POOL, THOMAS P. MOORE, and JOHN J. URI (RCA Government Services, Houston, Tex.) Jan. 1988 44 p

(NASA-TM-100461; S-573; NAS 1.15:100461) Avail: NTIS HC A03/MF A01 CSCL 06P

The vestibulo-ocular reflex (VOR) may be altered by weightlessness. Since this reflex plays a large role in visual stabilization, it was important to document any changes caused by space flight. This is a report on findings on STS-4 through 6 and is part of a larger study of neurosensory adaptation done on STS-4 through 8. Voluntary horizontal head oscillations at 1/3 Hz with amplitude of 30 deg right and left of center were recorded by a potentiometer and compared to eye position recorded by electroculography under the following conditions: eyes open, head fixed, tracking horizontal targets switched 0, 15, and 30 degrees right and left (optokinetic reflex - OKR - and calibration); eyes open and fixed on static external target with oscillation, (vestibulo ocular reflex, eyes closed - VOR EC); eyes open and wearing opaque goggles with target fixed in imagination (vestibulo-ocular reflex, eyes shaded - VOR ES); and eyes open and fixed on a head synchronized target with head oscillation (VOR suppression). No significant changes were found in voluntary head oscillation frequency or amplitude in those with (n=5), and without (n=3), space motion sickness (SMS), with phase of flight or test condition. Variations in head oscillation were too small to have produced detectable changes in test results. Author

**N88-19988#** Army Research Inst. of Environmental Medicine, Natick, Mass.

**AIR QUALITY AND HUMAN PERFORMANCE, CHAPTER 16**

KENT B. PANDOLF Sep. 1987 62 p

(AD-A188335; USARIEM-M-67-87) Avail: NTIS HC A04/MF A01 CSCL 06J

The various air pollutants have been classified as primary or secondary pollutants. Primary pollutants are emitted directly to the environment from their source and include carbon monoxide, sulfur oxides, nitrogen oxides and primary particulates. Secondary

pollutants develop from interactions of primary pollutants and include ozone, peroxyacetyl nitrate and certain aerosols. Carbon monoxide does not appear to cause decrements in submaximal exercise performance in healthy individuals; however, cardiovascularly-impaired individuals appear to be at significant risk during submaximal exercise even at low carboxyhemoglobin levels. Maximal exercise performance for healthy individuals seems to be altered by breathing carbon monoxide with the critical concentration being 4.3 percent carboxyhemoglobin. The threshold level of sulfur dioxide which effects submaximal exercise performance in healthy individuals is between 1.0 and 3.0 ppm while asthmatic individuals and possibly others with pulmonary hyperactivity are affected at a lower threshold concentration between 0.20 and 0.50 ppm. Several studies suggest that healthy and asthmatic individuals may adapt to sulfur but unfortunately no research has investigated adaptation to this pollutant during physical exercise. While no studies have been reported which evaluate maximal exercise performance, nitrogen dioxide exposure does not appear to adversely affect submaximal exercise performance in healthy individuals. GRA

**N88-19989#** Army Research Inst. of Environmental Medicine, Natick, Mass.

**MEDICAL PROBLEMS RELATED TO ALTITUDE IN: HUMAN PERFORMANCE PHYSIOLOGY AND ENVIRONMENTAL MEDICINE AT TERRESTRIAL EXTREMES, CHAPTER 14**

MARK K. MALCONIAN and PAUL B. ROCK Oct. 1987 39 p (AD-A188340; USARIEM-M-3-88) Avail: NTIS HC A03/MF A01 CSCL 06J

This chapter discusses medical problems associated with the acute hypoxia of altitude including: acute mountain sickness, high altitude cerebral edema, high altitude pulmonary edema, high altitude retinal hemorrhages, generalized peripheral edema and disorders of coagulation. Medical problems associated with chronic hypoxia which are presented and discussed include reentry pulmonary edema and chronic hypoxia which are presented and discussed include reentry pulmonary edema and chronic mountain sickness. Preexisting medical problems aggravated by high altitude involve pulmonary disease, coronary artery disease and congestive heart failure. Cold injuries, dehydration, solar radiation injuries and nutritional problems are known to be associated with exposure to high altitude. GRA

**N88-19990#** Army Research Inst. of Environmental Medicine, Natick, Mass.

**ACUTE MOUNTAIN SICKNESS AT 4500 M IS NOT ALTERED BY REPEATED EIGHT-HOUR EXPOSURES TO 3200-3550 M NORMOBARIC HYPOXIC EQUIVALENT**

RICHARD L. BURSE and VINCENT A. FORTE, JR. 10 Sep. 1987 32 p

(AD-A188358) Avail: NTIS HC A03/MF A01 CSCL 06J

A lightweight device, designed to supply inspired air at 12.8 percent concentration (PO<sub>2</sub> equivalent to 3900 m altitude) by recirculating a portion of each expired breath after CO<sub>2</sub> removal was tested at sea-level for its ability to induce altitude acclimation. Twelve young men (experimental group) breathed from the device for 7.5 to 8 h each day for ten successive days. On the morning of day 1, inspired O<sub>2</sub> concentrations averaged 12.8 percent, as intended, but increased by noontime and remained elevated thereafter. This raised the average hypoxic stimulus to 13.8 = 0.9 percent (PO<sub>2</sub> equivalent to 3370 + or - 517 m altitude) for the entire ten-day period. Ten other young men (control group) breathed normoxic air from a placebo device of identical appearance on the same schedule. On the tenth day, both groups were exposed for two days to 4500 m altitude in hypobaric chamber to assess the effect of the treatment on acute mountain sickness (AMS). After the sea-level treatment, the experimental group showed no significant differences from control in resting ventilatory rate, respiratory frequency or end-tidal PO<sub>2</sub>, but end-tidal PCO<sub>2</sub> was lower; there was no indication of hemoconcentration. It was clear that administering such a stimulus for 8 h each day, even for ten successive days, was not sufficient to induce any meaningful degree of acclimation to 4500 m or to induce any beneficial ventilatory or hematological responses to that altitude. GRA

**N88-19991#** Rochester Univ., N. Y. School of Medicine and Dentistry.

**DIRECT INTERACTION BETWEEN AUTONOMIC NERVES AND THE IMMUNE SYSTEM Annual Report, 1 Nov. 1986 - 31 Oct. 1987**

DAVID L. FELTEN 15 Nov. 1987 25 p  
(Contract N00014-84-K-0488; PROJ. RRO-4108)  
(AD-A188576) Avail: NTIS HC A03/MF A01 CSCL 06D

This project examines interactions between autonomic nerves and the immune system. Noradrenergic sympathetic nerves are present in spleen and lymph nodes, particularly in T cell and macrophage compartments, shown by light and EM immunocytochemistry during the past year. Some nerve terminals form synaptic-like contacts with T lymphocytes in splenic white pulp. Neurochemical studies have shown release and availability of micromolar concentrations of norepinephrine, and an absence of acetylcholine or choline acetyltransferase in spleen, suggesting only noradrenergic and not cholinergic innervation. Following denervation of noradrenergic nerves to spleen and lymph nodes, many immune parameters are altered, including 1 deg and 2 deg antibody responses, mitogen responses, delayed-type hyper-sensitivity responses, B lymphocyte proliferation, cytotoxic T cell activity, and NK cell activity. Cold exposure also can lead to altered immune responses. These studies indicate that the noradrenergic nerves innervating spleen and lymph nodes are necessary for immunocompetence and that norepinephrine exerts an immunomodulatory influence. GRA

**N88-19992#** Tennessee Univ., Memphis.  
**NEUROHUMORAL ASPECTS OF SLEEP Annual Report, 15 May 1986 - 14 May 1987**

JAMES M. KRUEGER 30 Oct. 1987 7 p  
(Contract N00014-85-K-0773; PROJ. RRO-4108)  
(AD-A188653) Avail: NTIS HC A02/MF A01 CSCL 06D

Our current research focused on three general areas: (1) MPs - are they present in mammalian tissue, how do they get there, and what are their target sites; (2) how is sleep linked to the immune response; and (3) do other immune response modifiers alter sleep? GRA

**N88-19993#** Army Research Inst. of Environmental Medicine, Natick, Mass.

**ENDOCRINE RESPONSES TO RESISTANCE EXERCISE**

WILLIAM J. KRAEMER 30 Aug. 1987 24 p  
(AD-A188681; USARIEM-M59-87) Avail: NTIS HC A03/MF A01 CSCL 06A

The purpose of this brief review is to examine resistance training responses of selected hormones related to acute stress and growth promoting actions. Hormonal mechanisms appear to be involved with both short-term homeostatic control and long-term cellular adaptations. Few studies have modeled the exercise stimulus in resistance training to determine the role of different exercise variables to the hormonal response. A variety of resistance exercise protocols result in increases in peripheral hormonal concentrations. It appears that single factor variables such as the intensity (percent of RM) of exercise and amount of muscle mass utilized in the exercise protocol are important determinants of hormonal responses. The volume of exercise, also appears to be an important determinant of hormonal response. Still, little is known with regard to other single and multiple factor variables (e.g., rest period length) and their relationships to peripheral hormonal alterations. Collectively, such information will allow greater understanding concerning the nature of the exercise stimulus and its relationship to training adaptations resulting from heavy resistance exercise. GRA

**N88-19994#** Navy Personnel Research and Development Center, San Diego, Calif.

**BRAIN ACTIVITY DURING TACTICAL DECISION-MAKING. PART 2: PROBE-EVOKED POTENTIALS AND WORKLOAD Technical Note, May 1985 - Sep. 1986**

LEONARD J. TREJO, GREGORY W. LEWIS, and MARK H. BLANKENSHIP Dec. 1987 30 p  
(AD-A188688; NPRDC-TN-88-12-PT-2) Avail: NTIS HC A03/MF A01 CSCL 05H

The demands of many military occupations have the potential for exceeding the capacity of the human to process information, especially during times of great stress, such as those faced by combat system operators. The capacity of the human to perceive, integrate, remember, and use information may be challenged when the individual is flying aircraft, monitoring radar and sonar displays, or operating electronic warfare systems. Exceeding the capacity of the human operator in such situations may impair decision-making and could result in costly tactical errors. This report, concerned with use of neuroelectric signals to predict the decision-making performance of combat system operators, provides detailed analyses of the neuroelectric changes that occur as workload increases in combat system simulation. GRA

**N88-19995#** Air Force Inst. of Tech., Wright-Patterson AFB, Ohio. School of Engineering.

**MOTION SICKNESS: A STUDY OF ITS EFFECTS ON HUMAN PHYSIOLOGY M.S. Thesis**

PIERRE J. GAUDREAU Dec. 1987 104 p  
(AD-A188821; AFIT/GE/ENG/87D-20) Avail: NTIS HC A06/MF A01 CSCL 06J

The purpose of this thesis project was to study motion sickness by including it on volunteer subjects and monitoring several of their physiological parameters. During the thesis period, the existing procedures and methods for collecting and analyzing data were revised, and data were collected on sixteen human subjects. Data and analysis of cardiograms, encephalograms, pneumograms, splanchnograms, and plethysmograms are presented in this thesis. Heart rates increased during motion sickness for all subjects, but rates slightly decreased just prior to emesis and increased again after emesis for about half of the subjects. Some encephalograms showed high amplitude low frequency activity as in previous experiments done at AFIT, but they also showed slowed alpha activity. The pneumograms showed that intake volumes at least doubled on all subjects during motion sickness signifying the occurrence of hyperventilation. Splanchnograms showed an increase in amplitudes and frequencies of electrical activity and a decrease of mechanical activity. And plethysmograms showed blood volume in the skin decreased during motion sickness. GRA

**N88-19996#** Naval Aerospace Medical Research Lab., Pensacola, Fla.

**SELECTED ASPECTS OF TRIAZOLAM IN RELATION TO AVIATOR PERFORMANCE IN NAVAL FLIGHT OPERATIONS**

M. THORNTON and W. A. MOREY Nov. 1987 10 p  
(AD-A189322; NAMRL-TM-87-1) Avail: NTIS HC A02/MF A01 CSCL 06O

Benzodiazepines often are used for the management of insomnia and anxiety. Operationally, they are likely to be used to phase-shift circadian rhythm. This class of drugs enhances the tendency of gamma aminobutyrate (GABA) to decrease neuronal firing in brain centers associated with sleep. Triazolam, like other benzodiazepines, causes impairment of various central nervous system (CNS) functions, but due to its short half-life, most (but not all) CNS impairments are absent by morning. None-the-less, this review recommends exploring the possible greater value of the newer generation of short-acting benzodiazepines and discourages further consideration of triazolam for operational consideration, because of possible adverse effects on memory and the possible narrow margin of safety. GRA

## BEHAVIORAL SCIENCES

Includes psychological factors; individual and group behavior; crew training and evaluation; and psychiatric research.

**A88-29399**

**THE EFFECTS OF TARGET WAVELENGTH ON DYNAMIC VISUAL ACUITY UNDER PHOTOPIC AND SCOTOPIC VIEWING**  
GERALD M. LONG and PHILIP M. GARVEY (Villanova University, PA) Human Factors (ISSN 0018-7208), vol. 30, Feb. 1988, p. 3-13. refs

(Contract NIH-1-R03-EY-05846-01)

The effects of target wavelength on the resolution of moving targets were investigated over a range of target velocities under both photopic and scotopic viewing conditions. The wavelength of the photopically matched targets had no effect on dynamic acuity under the bright background condition. However, with low background luminance the wavelength of the targets had pronounced effects, with blue targets producing far superior resolution and red targets, the poorest resolution. These results were maintained over both 250- and 400-ms target durations and regardless of whether initial target position was foveal or peripheral. The likely contribution of the rod system to dynamic visual acuity under some conditions is proposed, and possible implications for applied settings are discussed. Author

**A88-29400**

**DISPLAY PROXIMITY IN MULTICUE INFORMATION INTEGRATION - THE BENEFITS OF BOXES**

BARBARA J. BARNETT and CHRISTOPHER D. WICKENS (Illinois, University, Urbana) Human Factors (ISSN 0018-7208), vol. 30, Feb. 1988, p. 15-24. Research supported by the University of Dayton. refs

(Contract F30602-81-C-0206; MDA903-83-K-0255)

This study investigates the ability of an individual to integrate probabilistic information from a number of sources, and focuses particularly on the extent to which this integration is influenced by display proximity in space, time, and object configuration. In support of the principle of compatibility of proximity, the data indicated that integration performance was clearly ordered according to the degree of display integrality: those in the more integral rectangle conditions were significantly better at integration than those in the bar graph condition. Proximity of space had little effect upon performance, whereas proximity in time significantly improved performance in all three format conditions. Speed stress significantly hindered performance in all three format conditions. Finally, memory for isolated unintegrated attributes of a cue was not harmed by the increasing integrality of the rectangle formats. Author

**A88-29401\*** Honeywell, Inc., Phoenix, Ariz.

**DISSOCIATION OF PERFORMANCE AND SUBJECTIVE MEASURES OF WORKLOAD**

YEI-YU YEH (Honeywell Systems and Research Center, Phoenix, AZ) and CHRISTOPHER D. WICKENS (Illinois, University, Urbana) Human Factors (ISSN 0018-7208), vol. 30, Feb. 1988, p. 111-120. refs

(Contract NAG2-308)

A theory is presented to identify sources that produce dissociations between performance and subjective measures of workload. The theory states that performance is determined by (1) amount of resources invested, (2) resource efficiency, and (3) degree of competition for common resources in a multidimensional space described in the multiple-resources model. Subjective perception of workload, multidimensional in nature, increases with greater amounts of resource investment and with greater demands on working memory. Performance and subjective workload measures dissociate when greater resources are invested to improve performance of a resource-limited task; when demands

on working memory are increased by time-sharing between concurrent tasks or between display elements; and when performance is sensitive to resource competition and subjective measures are more sensitive to total investment. These dissociation findings and their implications are discussed and directions for future research are suggested. Author

**A88-29565\*** National Aeronautics and Space Administration. Lyndon B. Johnson Space Center, Houston, Tex.

**QUANTIFICATION OF REACTION TIME AND TIME PERCEPTION DURING SPACE SHUTTLE OPERATIONS**

D. A. RATINO, D. W. REPPERGER, C. GOODYEAR, G. POTOR, and L. E. RODRIGUEZ (NASA, Johnson Space Center, Houston, TX; USAF, Armstrong Aerospace Medical Research Laboratory, Wright-Patterson AFB; Systems Research Laboratories, Inc., Dayton, OH) Aviation, Space, and Environmental Medicine (ISSN 0095-6562), vol. 59, March 1988, p. 220-224. refs

A microprocessor-based test battery containing simple reaction time, choice reaction time, and time perception tasks was flown aboard a 1985 Space Shuttle flight. Data were obtained from four crew members. Individual subject means indicate a correlation between change in reaction time during the flight and the presence of space motion sickness symptoms. The time perception task results indicate that the shortest duration task time (2 s) is progressively overestimated as the mission proceeds and is statistically significant when comparing preflight and postflight baselines. The tasks that required longer periods of time to estimate (8, 12, and 16 s) are less affected. Author

**A88-29569**

**THE EFFECT OF ALTITUDE ON TESTS OF REACTION TIME AND ALERTNESS**

J. H. MACKINTOSH, D. J. THOMAS, J. E. OLIVE, I. M. CHESNER, and R. J. E. KNIGHT (Birmingham Medical Research Expeditionary Society, England) Aviation, Space, and Environmental Medicine (ISSN 0095-6562), vol. 59, March 1988, p. 246-248. Research supported by the Arthur Thompson Trust Fund, West Midlands Regional Health Authority, Geigy Pharmaceuticals, et al. refs

Psychomotor performance was assessed in 20 subjects on each of 2 mountaineering expeditions. During the first, which reached 5008 m, simple reaction time and alertness were measured, on the second to 4790 m these were replaced by a three-choice reaction time test. In both, mean reaction times increased significantly at altitude in subjects with marked symptoms of Acute Mountain Sickness (AMS), whereas the alertness tests showed no effects. Reaction times were not affected by other environmental factors but adverse conditions increased the number of errors. The increase in reaction time may be ascribed either to the lethargy associated with AMS or alternatively may have been a direct effect of hypoxia. The latter explanation is favored because of reports by other workers of an increase in reaction time with altitude in the absence of AMS. Author

**A88-29573**

**SIMULATOR INDUCED SYNDROME IN COAST GUARD AVIATORS**

TIMOTHY J. UNGS (Wright State University, Dayton, OH; USCG, Kodiak, AK) Aviation, Space, and Environmental Medicine (ISSN 0095-6562), vol. 59, March 1988, p. 267-272. refs

The incidence of adverse symptoms in Coast Guard aviators undergoing flight simulator training was determined. A voluntary, multipart questionnaire was completed by 238 pilots. During the first simulator flight 64.3 percent of pilots reported at least one adverse symptom, 39.4 percent during the last flight. Simulator induced syndrome (SIS) was present in 47.1 percent of subjects during the first simulator flight, 23.5 percent during their last flight. Most subjects reported their symptoms as mild, with some symptoms rated as moderate or severe in nature. There was no statistically significant association between the development of SIS and flight experience, simulator experience, length of simulator session, or self-determined motion sickness susceptibility. There was a significant association between SIS development and the use of simulators with computer-generated imagery (CGI). Nine

## 53 BEHAVIORAL SCIENCES

pilots experienced adverse symptoms at least 2 days after their last simulator flight. In conclusion, this study revealed that SIS occurs frequently, is more common when CGI is present, may recur, suggests an adaptive process, and may not be associated with some factors previously claimed. Author

**A88-29743**

### **QUANTUM EFFICIENCY FOR DARK-ADAPTED HUMAN VISION**

P. E. HALLETT (Toronto, University, Canada) Optical Society of America, Journal, A: Optics and Image Science (ISSN 0740-3232), vol. 4, Dec. 1987, p. 2330-2335. Research supported by the Medical Research Council of Canada. refs

In the classic frequency-of-seeing experiment, which measures the ability of a completely dark-adapted human observer to detect a small, brief-duration flash of light presented in peripheral vision, the overall efficiency  $F$  is 0.06 in conventional long experiments and 0.09 in pooled short experiments. A theory is presented that reconciles these results by postulating higher-level effects in the long experiments, which increase variability without substantially changing the mean threshold. It is found that the quantum efficiency of dark-adapted vision is somewhat larger than is usually supposed. C.D.

**A88-29744**

### **HUMAN CONTRAST DISCRIMINATION AND THE THRESHOLD OF CORTICAL NEURONS**

H. B. BARLOW, T. P. KAUSHAL (Cambridge University, England), M. HAWKEN, and A. J. PARKER (Oxford University, England) Optical Society of America, Journal, A: Optics and Image Science (ISSN 0740-3232), vol. 4, Dec. 1987, p. 2366-2371. Sponsorship: Medical Research Council of England. refs  
(Contract UKMRC-7907/242; UKMRC-7900/491; AF-AFOSR-85-0296)

The human contrast-discrimination function has a curious shape: in addition to rising for increasing contrasts, both positive and negative, it also rises for very low contrasts on either side of zero. It is shown that this rise near zero contrast is not much affected by procedures that increase or decrease the subject's knowledge of the stimulus; this counts against uncertainty as the immediate cause of the elevation near zero contrast. The alternative explanation in terms of a genuine response threshold is shown to be promising when measurements of human contrast discrimination are compared with values calculated from records of neurons in monkey primary visual cortex. The comparison also suggests that the dynamic range of single neurons is lower than that shown psychophysically. It is suggested that having a cortical threshold may be the visual system's way of preventing false positives when there is much stimulus uncertainty. This threshold may also help to explain why quantum efficiencies calculated from detection thresholds are so poor compared with those estimated from the visual system's susceptibility to added noise. Author

**A88-29745\*** National Aeronautics and Space Administration. Ames Research Center, Moffett Field, Calif.

### **PUTTING THE VISUAL SYSTEM NOISE BACK IN THE PICTURE**

ALBERT J. AHUMADA, JR. (NASA, Ames Research Center, Moffett Field, CA) Optical Society of America, Journal, A: Optics and Image Science (ISSN 0740-3232), vol. 4, Dec. 1987, p. 2372-2378. refs

Computable expressions for the input-picture-equivalent contrast noise of the visual system are provided for the locally linear subclass of nonlinear models, where the internal model noise is allowed to be signal dependent. The equivalent-noise concept is thereby extended to many of the models developed to explain masking and discrimination among suprathreshold stimuli. For these models the equivalent noise depends on the masking stimulus, and its structure can be strongly determined by the representation of the masker at the level of the system at which the performance-limiting noise is generated. The expressions are applicable to the case of less-than-full-rank transformations. Pictures that have hypothetical visual-system noise projected back

into them can provide insights into efficient picture-coding algorithms. Author

**A88-29746\*** National Aeronautics and Space Administration. Ames Research Center, Moffett Field, Calif.

### **EFFICIENCY OF A MODEL HUMAN IMAGE CODE**

ANDREW B. WATSON (NASA, Ames Research Center, Moffett Field, CA) Optical Society of America, Journal, A: Optics and Image Science (ISSN 0740-3232), vol. 4, Dec. 1987, p. 2401-2417. refs

Hypothetical schemes for neural representation of visual information can be expressed as explicit image codes. Here, a code modeled on the simple cells of the primate striate cortex is explored. The Cortex transform maps a digital image into a set of subimages (layers) that are bandpass in spatial frequency and orientation. The layers are sampled so as to minimize the number of samples and still avoid aliasing. Samples are quantized in a manner that exploits the bandpass contrast-masking properties of human vision. The entropy of the samples is computed to provide a lower bound on the code size. Finally, the image is reconstructed from the code. Psychophysical methods are derived for comparing the original and reconstructed images to evaluate the sufficiency of the code. When each resolution is coded at the threshold for detection artifacts, the image-code size is about 1 bit/pixel. Author

**A88-29747\*** California Univ., Irvine.

### **PHOTON NOISE AND CONSTANT-VOLUME OPERATORS**

JOHN I. YELLOTT, JR. (California, University, Irvine) Optical Society of America, Journal, A: Optics and Image Science (ISSN 0740-3232), vol. 4, Dec. 1987, p. 2418-2446. refs  
(Contract NCA2-5)

In a previous paper, a class of constant volume (CV) operators designed to maximize spatial resolution in the presence of photon noise was introduced. In this paper, the statistical properties are derived of the output images created by CV operators applied to photon-noisy versions of input images consisting of edges, spots, and gratings. The results are used to calculate the input image parameters that would permit any test image to be discriminated from a uniform field with a given level of reliability and consequently to compare the predictions of a CV operator model with psychophysical data. These results also allow the potential usefulness of CV operators in artificial image processing applications to be assessed. C.D.

**A88-30853**

### **MODELING OF TASK-DEPENDENT CHARACTERISTICS OF HUMAN OPERATOR DYNAMICS PURSUIT MANUAL TRACKING**

AIMAN ABDEL-MALEK and VASILIS Z. MARMARELIS (Southern California, University, Los Angeles) IEEE Transactions on Systems, Man, and Cybernetics (ISSN 0018-9472), vol. 18, Jan.-Feb. 1988, p. 163-172. refs  
(Contract NIH-RR-01861)

To model human operator (HO) dynamics in manual tracking tasks, an ensemble of models, each for a certain class of inputs, seems to be needed. By placing in a linear framework the modeling studies so far conducted, it is evident that different hypotheses have been proposed to explain the observed input dependence of the estimated HO (linear) models. Here, the authors examine these hypotheses and propose that the systemic notion of task dependence must be used to model this system. They have explored ways of deriving quantitative measures of the system task-dependent characteristics, using autoregressive moving-average (ARMA) models of input-output data obtained from a series of pursuit manual tracking experiments. These experiments utilized sum-of-sinusoids and random ternary inputs of various bandwidths. The resulting model parameters indicate significant task dependence of the HO dynamic characteristics. The effect of amplitude nonlinearities was examined and found to be statistically insignificant. I.E.

A88-32049

**ASSESSMENT OF WORK CAPACITY IN OPERATORS BY USING STATISTICAL CHARACTERISTICS OF A SIMPLE VISUAL-MOTOR REACTION [OTSENKA RABOTOSPOSOBNOSTI OPERATOROV S POMOSHCH'U STATISTICHESKIKH KHARAKTERISTIK PROSTOI ZRITEL'NO-MOTORNOI REAKTSII]**

A. V. ZAKHAROV, M. P. MOROZ, and V. V. PERELYGIN  
Voenno-Meditsinskii Zhurnal (ISSN 0026-9050), Jan. 1988, p. 53-55. In Russian.

The relation between the distribution of the visual-motor reaction rate and the physiological parameters of the functional status of a subject after several hours of work under extremal conditions (such as time shortage, emotional pressure, unfavorable environment, or emergency situations) was investigated using procedures of chronoreflexometry. The functional status was calculated from the criteria of the functional level of the central nervous system, the test-reaction stability, and the level of functional resources. It was shown that, for every decrease in these criteria, there was a change in the statistical characteristics of visual-motor reaction. I.S.

A88-32134

**INDIVIDUAL AND TYPOLOGICAL CHARACTERISTICS OF AUDITORY RESPONSE TO AN ACOUSTIC STIMULUS AS DETERMINED FROM MEAN EVOKED POTENTIALS IN THE CORTEX OF HEALTHY SUBJECTS [INDIVIDUAL'NO-TIPOLOGICHESKIE OSOBNOSTI OTRAZHENIIA INTENSIVNOSTI AKUSTICHESKOGO STIMULA V USREDNENNYKH VYVANNYKH POTENTIALAKH MOZGA ZDOROVYKH ISPYTUEMYKH]**

V. G. KAMENSKAIA, L. V. TOMANOV, and I. A. RAKHUBA  
(Leningradskii Gosudarstvennyi Universitet, Leningrad, USSR) Fiziologiya Cheloveka (ISSN 0131-1646), vol. 14, Jan.-Feb. 1988, p. 65-75. In Russian. refs

The relation between the type of personality (extrovert vs introvert) and the character of the cortical response to acoustic stimuli of different intensity was investigated in 16 healthy individuals. The subjects were evaluated with respect to their personality, using Eysenck's questionnaire, and with respect to attentiveness (characterized by the ability to concentrate and the stability of concentration), using methods described by Urbakh (1964). The auditory tests consisted in testing signal counting correctness; measuring the time of reaction to a command signal; and recording cortical potentials evoked by 20-db, 10-db, and threshold-intensity sounds. It was found that the values of the late components of mean evoked potentials, N2 and P3, change in response to acoustic stimuli in a manner which is different for extroverts from that of introverts and which corresponds to the dynamics of mental concentration in individual subjects. I.S.

A88-32137

**ALTERED STATES OF CONSCIOUSNESS IN HEALTHY HUMANS (THE DEFINITION OF THE ISSUES AND THE PROSPECTS OF STUDIES) [IZMENENNYE SOSTOIANIIA SOZNANIYA U ZDOROVYKH LIUDEI /POSTANOVKA VOPROSA, PERSPEKTIVY ISSLEDOVANIY/]**

L. I. SPIVAK (AMN SSSR, Institut Eksperimental'noi Meditsiny, Leningrad, USSR) Fiziologiya Cheloveka (ISSN 0131-1646), vol. 14, Jan.-Feb. 1988, p. 138-147. In Russian. refs

This paper discusses different states of human consciousness and the manifestations of brain activity that characterize these states and their intertransitions. Special attention is given to the phenomenology, the linguistic correlators, and the EEG correlators which are characteristic for these different states of consciousness, that include the eustress and the distress stages of wakefulness, deep and shallow sleep, and the transitions between the two, i.e., the stages of falling asleep and of awakening. Mental-activity correlators for such special states of consciousness as creative activity and hypnosis are also discussed. I.S.

A88-32138

**PHYSIOLOGICAL ASPECTS OF REGULATING INTRASHIFT BREAKS AS MEANS OF OPTIMIZING THE INTENSITY OF WORK [FIZIOLOGICHESKIE ASPEKTY REGLAMENTATSII VNUTRUSMENNYKH PERERYVOV KAK SREDSTVA OPTIMIZATSII INTENSIVNOSTI TRUDA]**

B. N. PETUKHOV and O. A. LIKHACHEVA (Nauchno-Issledovatel'skii Institut Truda, Moscow, USSR) Fiziologiya Cheloveka (ISSN 0131-1646), vol. 14, Jan.-Feb. 1988, p. 148-150. In Russian. refs

The role of intrashift breaks as the prophylactic means of lessening the fatigue and of maintaining the intensity of working was investigated. Fatigue determinants were registered in three groups of subjects (15-20 workers each) in the course of the daily and weekly dynamics of their routine 12-h-long shift (with 1 h lunch break): computer operators, telephone-information operators working through a computer display, and post-office letter sorters. Subjective and objective fatigue indexes were determined as described by Petukhov et al. (1982, 1984). Optimal work intensity was found to correlate with regulated work regiments which included at least three short breaks (20-min total) spread over definite time periods. The absence of such regulated rest periods was found to lead to maximal fatigue and a drastic fall in work capacity. Other methods of increasing work productivity for different types of activity are discussed. I.S.

A88-32139

**THE ACTIVATION DYNAMICS OF CARDIOVASCULAR CENTERS DURING VARIATIONS IN GEOMAGNETIC FIELD DISTURBANCE [DINAMIKA VOZBUDIMOSTI SERDECHNO-SOSUDISTYKH TSENTROV PRI IZMENENIIAKH VOZMUSHCHENNOSTI GEOMAGITNOGO POLIA]**

V. A. KUZ'MENKO (AMN SSSR, Nauchno-Issledovatel'skii Institut Normal'noi Fiziologii, Moscow, USSR) Fiziologiya Cheloveka (ISSN 0131-1646), vol. 14, Jan.-Feb. 1988, p. 160-162. In Russian. refs

The reactivity of the cardiovascular system in humans during variable disturbance levels of the geomagnetic field (GMF) was monitored in 28 healthy subjects by measuring cardiovascular-system indices at 8 A.M., 12 noon, 16 P.M., 20 P.M., and 23 P.M. The regulatory activity of the cardiovascular system was determined by measuring systolic arterial pressure (AP) before and after a simple load exercise. The degree of variation in GMF disturbance was estimated from the 3-h K-index, as described by Kuz'menko (1983). It was shown that a change in the GMF perturbation leads to gradually increasing changes in the reactivity of the AP-regulating mechanisms, which depend on the GMF state in the preceding 3-h period. Several-hour-long periods of lowered or elevated degrees of GMF disturbances result in phase-related increases in the cardiovascular regulatory activity, which are similar in type but different in degree. I.S.

**N88-19086\*#** National Aeronautics and Space Administration. Ames Research Center, Moffett Field, Calif.

**SUMMARY OF PAYLOAD INTEGRATION PLAN (PIP) FOR STARLAB-1 FLIGHT EXPERIMENT, ENCLOSURE 3**

PATRICIA S. COWINGS, W. TOSCANO, J. KAMIYA, N. MILLER, and J. SHARP 1988 8 p

(Contract NCC2-115)

(NASA-TM-89713; NAS 1.15:89713) Avail: NTIS HC A02/MF A01 CSCL 051

The objectives of the Autogenic Feedback Training (AFT) are to: determine if preflight AFT is an effective treatment for space adaptation syndrome (SAS); determine if preflight improvements in motion sickness tolerance can be used to predict crewmembers' success in controlling symptoms in flight; and identify differences and similarities between the physiological data from preflight motion sickness tests and data collected during symptom episodes in space. The goal is to test the AFT on 8 trained and 8 control subjects. At present 2 trained and 2 control subjects were tested. The testing will continue until the experimental goal of testing 16 individual is reached. B.G.

## 53 BEHAVIORAL SCIENCES

**N88-19087#** Bolt, Beranek, and Newman, Inc., Cambridge, Mass.

**RESEARCH IN KNOWLEDGE REPRESENTATION FOR NATURAL LANGUAGE COMMUNICATION AND PLANNING ASSISTANCE Annual Report, 18 Mar. 1986 - 31 Mar. 1987**

BRADLEY A. GOODMAN, A. HAAS, E. HINRICHS, H. KAUTZ, and L. POLANYI Oct. 1987 116 p

(Contract N00014-85-C-0079; ARPA ORDER 3414)

(AD-A187355; BBN-6636) Avail: NTIS HC A06/MF A01 CSCL 05G

BBN's DARPA project in Knowledge Representation for Natural Language Communication and Planning assistance has two primary objectives: (1) To perform research on aspects of the interaction between users who are making complex decisions and systems that are assisting them with their task. In particular, this research is focused on communication and the reasoning required for performing its underlying tasks of discourse processing, planning and plan recognition and communication repair; and (2) Based on the research objectives, to build tools for communication, plan recognition, and planning assistance and for the representation of knowledge and reasoning that underlie all of these processes. This report summarizes BBN's second year's activity in research in knowledge representation and natural language. In particular, the report discusses work in the areas of knowledge representation, planning, and discourse modeling. GRA

**N88-19088#** Massachusetts Univ., Amherst. Dept. of Computer and Information Science.

**TWO ATTENTIONAL MODELS OF CLASSICAL CONDITIONING: VARIATIONS IN CS EFFECTIVENESS REVISITED Technical Report**

NESTOR A. SCHMAJUK and JOHN W. MOORE 3 Apr. 1987 35 p

(Contract AF AFOSR-0182-86)

(AD-A187697; COINS-TR-87-29; AFOSR-87-1681TR) Avail:

NTIS HC A03/MF A01 CSCL 05H

Attentional models offer alternatives for describing blocking, overshadowing, and many other features of classical conditioning. Two such models emphasize variations in the associability of CSs instead of variation in the effectiveness of the reinforcing event, the US. Early published variants do not always accurately portray the effects of nonreinforced CS presentations as represented in simulation experiments. In one case levels of conditioned responding under partial reinforcement are too low to reasonably approximate expectations based on the experimental literature, and extinction is too deep to produce the rapid reacquisition that typically follows extinction. These problems are corrected by changing the expressions in the model for decreasing associative strength. The revised model retains the positive features of the original, e.g., the ability to stimulate in real-time latent inhibition and compound CS effects such as blocking and conditioned inhibition. The other model is path dependent and highly nonlinear under partial reinforcement. The problem can be corrected either by modifying and restricting the rules for computing the associability of the CS, or by modifying the rules for computing associative strength. The revised model retains the original's ability to simulate latent inhibition, compound CS effects, and the transfer (positive or negative) from training with a weak US to training with stronger US. GRA

**N88-19089#** Dayton Univ., Ohio. Research Inst.

**VISUAL CONTRAST SENSITIVITY FUNCTIONS OBTAINED FROM UNTRAINED OBSERVERS USING TRACKING AND STAIRCASE PROCEDURES Final Technical Report, Oct. 1985 - Apr. 1987**

GEORGE A. GERI and DAVID C. HUBBARD Nov. 1987 26 p

(Contract F33615-84-C-0066)

(AD-A187715; AFHRL-TR-87-26) Avail: NTIS HC A03/MF A01 CSCL 06D

Two adaptive psychophysical procedures (tracking and yes-no staircase) for obtaining human contrast sensitivity functions (CSFs) were evaluated. The procedures were chosen based on their proven validity and our desire to evaluate the practical effects of

stimulus transients, since tracking procedures traditionally employ gradual stimulus onsets whereas staircase procedures traditionally employ rapid stimulus onsets. The criteria for deciding which procedure was preferable for the rapid testing of large groups of untrained observers were consistent in the form of the measured CSFs across days, the subjective ease of the as judged by the observer, and the time required to obtain consistent results. Both procedures gave repeatable results across days; thus, the first CSF obtained from each subject could be taken as representative of the true CSF as determined by additional testing. However, the tracking procedure was judged easier to use by the present observers and required less time to perform. No interaction was found between any of these variables and the different stimulus onset parameters of the two procedures. GRA

**N88-19090#** Illinois Univ., Urbana. Model Based Measurement Lab.

**MODELING INCORRECT RESPONSES TO MULTIPLE-CHOICE ITEMS WITH MULTILINEAR FORMULA SCORE THEORY**

FRITZ DRASGOW, MICHAEL V. LEVINE, BRUCE WILLIAMS, MARY E. MCLAUGHLIN, and GREGORY CANDELL Aug. 1987 117 p

(Contract N00014-83-K-0397; N00014-86-K-0482; PROJ.

RR0-4204)

(AD-A187887; MEASUREMENT SER-87-1) Avail: NTIS HC A06/MF A01 CSCL 05H

Multilinear Formula Score theory provides powerful methods for solving psychological measurement problems of long standing. In this paper the question of information in incorrect option selection on multiple choice items is addressed. Multilinear formula scoring (MFS) is first used to estimate option characteristic curves for the Armed Services Vocational Aptitude Battery Arithmetic Reasoning test. Accurately estimated curves are obtained for real and simulated data. Then the statistical information about ability is computed for dichotomous and polychotomous scorings of the items. Moderate gains in information are obtained for low to slightly above average abilities. The dichotomous and polychotomous models are then compared for their relative performances in appropriateness measurement. The rates of detection of some types of aberrance responding were more than 100 percent higher for optimal polychotomous model index. Consequently the MFS polychotomous model provides opportunities for better testing by allowing more accurate ability estimates, improvements in the theory and practice of item writing, and more powerful appropriateness measurement. GRA

**N88-19091#** Air Force Inst. of Tech., Wright-Patterson AFB, Ohio. School of Systems and Logistics.

**FIRST ENCOUNTERS OF THE CLOSE KIND: THE FORMATION PROCESS OF AIRLINE FLIGHT CREWS Ph.D. Thesis**

ROBERT C. GINNETT 1987 275 p

(AD-A187977; AFIT/CI/NR-87-138D) Avail: NTIS HC A12/MF A01 CSCL 05H

Members of airline cockpit crews often have never worked together or even met prior to their scheduled flight. Crewmembers report that they can determine how effective a given captain will be as a crew leader in the first few minutes of the crew's life. This research examined six captains who were effective crew leaders and four who were less than effective. Data were collected both during the time of crew information and during line operations. The effective captains created multiple conditions for team effectiveness from the moment their crews first met. In initial briefings, for example, they affirmed the boundary of the group, discussed aspects of the work that required coordination (both within the crew, and with others), and fostered norms that encouraged teamwork. They also lessened crewmembers' traditional dependence on the captain by actively engaging members in their briefings. Although each used different tactics, the team effectiveness strategies used in the briefings remained consistent throughout the life of their crews. The less effective captains did not exhibit consistent team leadership strategies. Instead, each exercised control in ways that interfered with team effectiveness. GRA



**N88-19092#** Colorado Univ., Boulder. Center for Research on Judgment and Policy.

**EFFECTS OF STRESS ON JUDGEMENT AND DECISION MAKING IN DYNAMIC TASKS** Interim Report, Sep. 1986 - Aug. 1987

KENNETH R. HAMMOND Oct. 1987 8 p  
(Contract MDA903-86-C-0142; DA PROJ. 2Q1-61102-B-74-F)  
(AD-A188203; ARI-RN-87-43) Avail: NTIS HC A02/MF A01  
CSCL 05H

Expert weather forecasters were observed as they attempted to forecast hail, microbursts, and severe storms. Studies of judgement policies were also conducted with representations of storms. Modest agreement among forecasters was found in all three cases, but hail forecasts were found to be of low accuracy. Judgement models, an AI expert system, and seven forecasters showed about the same degree of accuracy. Current psychological theory concerning judgement and decision making was found to be sufficient for these circumstances. GRA

**N88-19093#** Purdue Univ., West Lafayette, Ind. EEG Signal Processing Lab.

**ELECTROMAGNETIC METRICS OF MENTAL WORKLOAD** Final Report, 15 Aug. 1985 - 14 Aug. 1986

J. I. AUNON, B. H. KANTOWITZ, C. D. MCGILLEM, and M. P. PLONSKI Sep. 1987 223 p  
(Contract AF-AFOSR-0313-85)  
(AD-A188205; AFOSR-87-1663TR) Avail: NTIS HC A10/MF A01  
CSCL 05H

Mental workload has been very difficult to describe quantitatively. An excessive workload can lead to an decrease in accuracy and performance, while a sustained high level of workload can lead to mental exhaustion. Previous research has indicated that heart rate variability and evoked potentials in the EEG (electroencephalogram) may be linked to mental workload. Unfortunately most of the work to date has examined these two biocybernetic variables independently rather than jointly. Recent advances now allow one to measure the magnetic fields produced by the brain (MEG) using a SQUID magnetometer (Superconducting Quantum Interference Devices). Much of the MEG research to date has concentrated on lower order brain processes rather than the higher cognitive processes associated with workload. The current research examines all these biocybernetic variables jointly in an effort to quantify mental workload. A paradigm was developed to vary several aspects of mental workload and verify the hybrid capacity model of human information processing that was developed at Purdue. This research included constructing a data acquisition system to implement this paradigm and simultaneously record heart rate, respiration, EEG and MEG data. It is believed that this is the first time that such a varied data set was recorded simultaneously. GRA

**N88-19094\*#** National Aeronautics and Space Administration. Ames Research Center, Moffett Field, Calif.

**SPACE VEHICLE APPROACH VELOCITY JUDGMENTS UNDER SIMULATED VISUAL SPACE CONDITIONS**

RICHARD F. HAINES Aug. 1987 13 p  
(NASA-TM-89437; A-87136; NAS 1.15:89437) Avail: NTIS HC A03/MF A01 CSCL 05I

Thirty-five volunteers responded when they first perceived an increase in apparent size of a collimated, 2-D image of an Orbiter vehicle. The test variables of interest included the presence of a fixed angular reticle within the field of view (FOV); three initial Orbiter distances; three constant Orbiter approach velocities corresponding to 1.6, 0.8, and 0.4 percent of the initial distance per second; and two background starfield velocities. It was found that: (1) at each initial range, increasing approach velocity led to a larger distance between the eye and Orbiter image at threshold; (2) including the fixed reticle in the FOV produced a smaller distance between the eye and Orbiter image at threshold; and (3) increasing background star velocity during this judgment led to a smaller distance between the eye and Orbiter image at threshold. The last two findings suggest that other detail within the FOV may compete for available attention which otherwise would be available

for judging image expansion; thus, the target has to approach the observer nearer than otherwise if these details were present. These findings are discussed in relation to previous research and possible underlying mechanisms. Author

**N88-19984#** Joint Publications Research Service, Arlington, Va. **HYPNOSIS: POSSIBLE APPLICATIONS FOR COSMONAUTS** Abstract Only

M. DMITRUK In its JPRS Report: Science and Technology. USSR: Life Sciences p 50 26 Feb. 1988 Transl. into ENGLISH from Sotsialisticheskaya Industriya (Moscow, USSR), 16 Aug. 1987 p 4

Avail: NTIS HC A04/MF A01

Hypnosis can change a subject's perception of time passage and consequent productivity. Physical and metabolic acceleration and deceleration accompanied perceptual changes observed in experiments conducted by Dr. Leonid Grimak, M.D., while fatigue levels were reduced or increased. Experiments performed by psychotherapist V. Raykov indicate that hypnotic suggestion can also improve intellectual performance and creativity. While subjects with accelerated time perception exhibited behavior similar to psychosis, those with decelerated time perception resembled depressives. Decelerated time perception via hypnosis may be useful for cosmonauts in interplanetary flight and for training future cosmonauts. Since weightlessness may last a month, it may be possible to suggest the perception of gravity during weightless interplanetary flight. Hypnosis also has applications in training. Hypnosis can sharply increase work efficiency, liberate personality, develop talent and elicit inspiration. Author

**N88-19985#** Joint Publications Research Service, Arlington, Va. **TRAINING IN TIME INTERVAL DISCRIMINATION USING VERBAL FEEDBACK** Abstract Only

O. I. IVASHCHENKO and T. N. RESHCHIKOVA In its JPRS Report: Science and Technology. USSR: Life Sciences p 51-52 26 Feb. 1988 Transl. into ENGLISH from Zhurnal Vyshey Nervnoy Deyatelnosti imeni I. P. Pavlova (Moscow, USSR), v. 37, no. 3, May - Jun. 1987 p 408-413

Avail: NTIS HC A04/MF A01

Hemispheric differences in reaction time, microinterval evaluation and influence of positive and negative reinforcement were studied in 5 males and 10 females, all 22 to 29 years old, right-handed, with normal or corrected vision. The subjects were told to compare the interval between two appearances of illuminated bands on a screen to a standard interval. Test intervals were 10, 60 and 180 msec; the standard interval was 60 msec. Trifactorial dispersion analysis of correct responses indicated that a 10 msec interval was correctly evaluated in 55 to 60 percent of the initial trials, while a 180 msec interval was correctly evaluated in 75 to 80 percent of the trials. Projection of the word 'good' after a correct response increased subsequent response accuracy by 10 percent compared with projection of the word 'error' after an incorrect response. Results indicate that the 10 msec interval is more accurately evaluated by the left hemisphere of the brain, confirming the previously reported speech mechanism for evaluating intervals up to 50 msec. The 180 msec interval was better evaluated by the right hemisphere, indicating a holistic, group perception mechanism. Negative reinforcement is accompanied by processes that worsen subsequent performance. Author

**N88-19986#** Joint Publications Research Service, Arlington, Va. **EFFICIENCY OF HUMAN WORKERS AND MEANS TO INCREASE IT** Abstract Only

V. A. BODROV In its JPRS Report: Science and Technology. USSR: Life Sciences p 53 26 Feb. 1988 Transl. into ENGLISH from Psikhologicheskii Zhurnal (Moscow, USSR), v. 8, no. 3, May - Jun. 1987 p 107-117

Avail: NTIS HC A04/MF A01

Work efficiency may be improved by periodic medical and psychological reviews, optimization of working conditions and direct action by regulation of the worker's professional activities, recreation, and physical preparation, psychogenic, physiological-hygienic, electrophysiological, pharmacological and

## 53 BEHAVIORAL SCIENCES

physical means may be used to improve performance. Autogenic training has been used in relaxation training. Electrostimulation of nerves and muscles is recommended to reduce discomfort during prolonged activity, and can be used to increase intellectual capacity. Available pharmaceuticals can improve work efficiency. Author

**N88-19997#** Navy Personnel Research and Development Center, San Diego, Calif.

**VISUAL RECOGNITION TRAINING: EFFECTIVENESS OF COMPUTER GRAPHICS Report, May 1983 - Jun. 1984**

BARBARA A. McDONALD and BETTY V. WHITEHILL Apr. 1987 18 p  
(AD-A188302; NPRDC-TR-87-21) Avail: NTIS HC A03/MF A01 CSDL 051

The effectiveness of computer graphics in training Navy personnel to recognize and identify several types of radar jamming was investigated. Dynamic (moving) and static (nonmoving) computer graphics were developed to enhance the unique or distinguishing features of each type of actual radar jamming. A title and a one-sentence description of the jamming accompanied each of the graphics. The subjects, who were students at the Fleet Combat Training Center, Pacific, were assigned to one of five experimental groups for preview training consisting of static graphics with or without descriptions, dynamic graphics with or without descriptions, or jamming descriptions only or to a control group that received no preview training. Test results using videotapes of actual jamming indicate that dynamic graphics with descriptions are useful for visual recognition training. GRA

**N88-19998#** EEG Systems Lab., San Francisco, Calif.

**NEUROCOGNITIVE PREDICTIONS OF PERFORMANCE Final Report, 24 Mar. 1984 - 23 Aug. 1987**

ALAN S. GEVINS 25 Sep. 1987 67 p  
(Contract F49620-84-K-0008)  
(AD-A188323; AFOSR-87-1593TR) Avail: NTIS HC A04/MF A01 CSDL 05H

Our aim is to measure the functional neural networks responsible for human goal-directed behaviors. During the past three years we developed new methods for recording and analyzing the electrical activity of the brain while subjects perform simple cognitive tasks. We have sought to determine the feasibility of predicting decrements in performance associated with transient attentional lapses or operational fatigue. Using the method of Event-Related Covariance (ERC) analysis, we found distributed neural preparatory sets that predicted the accuracy of subsequent responses. In a second experiment on the effects of operational fatigue in U.S. Air Force test pilots, we found fatigue-related neuroelectric changes during cognitive processing that preceded appreciable degradations in performance. These results suggest the feasibility of on-line systems that warn of impaired performance due to prolonged mental work by persons engaged in critical or hazardous work. GRA

**N88-19999#** Air Force Wright Aeronautical Labs., Wright-Patterson AFB, Ohio.

**A NEURONAL MODEL OF CLASSICAL CONDITIONING Technical Report, Oct. 1979 - Sep. 1987**

A. H. KLOPF Oct. 1987 159 p  
(AD-A188378; AFWAL-TR-87-1139) Avail: NTIS HC A08/MF A01 CSDL 121

The neuronal model of classical conditioning is proposed to yield a model more in accordance with animal learning phenomena. Instead of correlating pre- and postsynaptic levels of activity, changes in pre- and postsynaptic levels of activity should be correlated to determine the changes in synaptic efficacy that represent learning. Instead of correlating approximately simultaneous pre and postsynaptic signals earlier changes in presynaptic signals should be correlated with later changes in postsynaptic signals. A change in the efficacy of a synapse should be proportional to the current efficacy of the synapse, accounting for the initial positive acceleration in the s-shaped acquisition curves observed in animal learning. The resulting model, termed a drive reinforcement model of single neuron function, suggest that

nervous system activity can be understood in terms of two classes of neuronal signals: Drives that are defined to be signal levels and reinforcers that are defined to be changes in signal levels. Defining drives and reinforcers in this way, in conjunction with the neuronal model is an extension of the neurobiological theory of learning. It is shown that the proposed neuronal model predicts the basic categories of classical conditioning phenomena. GRA

**N88-20000#** Dayton Univ., Ohio. Research Inst.

**AIRCREW TRAINING DEVICES: UTILITY AND UTILIZATION OF ADVANCED INSTRUCTIONAL FEATURES, PHASE 4 Final Summary Report, Oct. 1984 - Mar. 1987**

DONALD J. POLZELLA, DAVID C. HUBBARD, JAMES E. BROWN, and H. C. MCLEAN Nov. 1987 89 p  
(Contract F33615-84-C-0066)  
(AD-A188418; AFHRL-TR-87-21) Avail: NTIS HC A05/MF A01 CSDL 051

An aircrew training device is not merely a flight simulator. It is also equipped with sophisticated hardware and software capabilities, known as advanced instructional features, that permit a simulator instructor to control, monitor, and create simulator training missions. This report summarizes a three-phase project designed to determine the utility and utilization of AIFs based on a survey of simulator instructors from the Air Force Major Commands. Phase 1 surveyed 134 instructor pilots and weapon director instructors assigned to principal Tactical Air Command (TAC) ATD training sites. Phase 2 surveyed 273 instructor pilots, flight engineers, and radar/navigators from Air Training Command (ATC), Military Airlift Command (MAC), and Strategic Air Command (SAC). Phase 3 extended the survey to 155 electronic warfare and aerial gunnery instructors from ATC, SAC, and TAC training facilities. The results indicated that the level of AIF use was affected somewhat by hardware and software unreliability, implementation time, functional limitations, and design deficiencies. However, the perceived training value of a feature was the most important determinant of its use. In addition, it was recommended that the training of simulator instructors be improved. Training should include not only how to use AIFs but how to use them effectively. Guidelines need to be specified for the effective use of AIFs. It is not sufficient to know how to use a feature; when to use it must also be known. GRA

**N88-20001#** Naval Submarine Medical Research Lab., Groton, Conn.

**HUMAN EFFICIENCY FOR VISUAL DETECTION OF TARGETS ON CRT DISPLAYS USING A TWO-LEVEL MULTIPLE CHANNEL TIME HISTORY FORMAT Interim Report**

JOSEPH DIVITA and THOMAS HANNA 2 Oct. 1987 27 p  
(AD-A188419; NSMRL-1101) Avail: NTIS HC A03/MF A01 CSDL 06P

Human observers were tested for their ability to detect targets on visual displays. The displays simulated the multiple channel time history format of sonar displays, using two levels of intensity encoding. A target was presented on 50 percent of the trails and appeared as a vertical line at a fixed position. Observers indicated their judgment as to whether a target was present by using a four-category rating scale. Receiver-operating characteristics (ROCs) were generated from the rating data and compared to ROCs for an optimal detector. Data were collected for two signal-to-noise ratios and for 32, 64, and 128 lines of data. Results indicated that observers were 3 to 5 dB less sensitive than an optimal detector. Performance improved as the number of lines increased, but not to the extent predicted by optimal integration of information across lines of the display. Human inefficiency with this display is possibly due to the inability to focus on a single column of data or to the use of a suboptimal decision rule for judging the presence of the target. GRA

**N88-20002#** Army Research Inst. for the Behavioral and Social Sciences, Alexandria, Va.

**A COMPARISON OF THE ARMY'S PROJECT A: COGNITIVE AND PSYCHOMOTOR TESTS TO ANALOGOUS AIR FORCE AND NAVY TESTS** Research Note, Oct. 1986 - Oct. 1987

MARK Y. CZARNOLEWSKI Dec. 1987 52 p  
(AD-A188636; ARI-RN-87-73) Avail: NTIS HC A04/MF A01  
CSCL 05H

This report describes predictor batteries measuring cognitive abilities and psychomotor skills that are being developed by the research efforts represented by the Army's Project A, the Air Force's Learning Ability Measurement Program (Lamp) and Basic Attributes Test (BAT) Program, and the Navy's spatial abilities effort. Much of the enclosed information regarding the Air Force and Navy measures is based on R. E. Christal's reports on cognitive tests developed by TTCP Services. Comparisons made between Project A measures with those of the other services concentrate on: (1) conceptual comparisons (i.e., the construct representativeness and methodological paradigm on which the tests are based); and (2) operational comparisons, i.e., matching each Project A test to similarly constructed tests developed by the other two services. GRA

**N88-20003#** Air Force Human Resources Lab., Brooks AFB, Tex.

**FIELD DEPENDENCE-INDEPENDENCE AND ITS RELATIONSHIP TO FLIGHT TRAINING PERFORMANCE** Interim Technical Paper, Sep. 1983 - Dec. 1986

THOMAS R. CARRETTA Dec. 1987 16 p  
(AD-A188888; AFHRL-TP-87-36) Avail: NTIS HC A03/MF A01  
CSCL 15A

Previous research has suggested that level of field dependence-independence could be used as a measure of social skills and vocational interests. According to this research, field-dependent individuals tend to prefer areas of work that require social skills, whereas field-independent individuals favor positions in the sciences or practical-analytical-oriented occupations. This study examined the usefulness of field dependence-independence measure for predicting performance during flight training. One thousand nine hundred seventy-seven (1,977) United States Air Force pilot candidates were administered the Embedded Figures Test as part of a computer-administered test battery prior to entry into Undergraduate Pilot Training (UPT). Several items on the Embedded Figures Test demonstrated poor reliability. Further, the level of field dependence-independence was not found to be related to performance during flight training. It was recommended that the test be eliminated for consideration as a selection and classification tool. GRA

## 54

### MAN/SYSTEM TECHNOLOGY AND LIFE SUPPORT

Includes human engineering; biotechnology; and space suits and protective clothing.

**A88-29132**

**FERTIRRIGATION SYSTEMS IN PLANT CULTURE**

TAIKICHI TAKANO (Meijo University, Nagoya, Japan) IN: Biological sciences in space 1986; Proceedings of the 1986 International Symposium, Nagoya, Japan, Nov. 10-12, 1986. Tokyo, MYU Research, 1987, p. 233-239. refs

The use of rockwool culture to grow plants, a system of practical application in plant growth under microgravity, was experimentally tested. The nutrient requirements of the vegetables grown were determined by systematically varying the nutrient anions and cations. The results showed that the amount of water and nutrient required for plant growth were reduced by one-fifth and one-third, respectively, compared to growth in soil culture. C.D.

**A88-29135**

**AZOLLA AND OTHER SMALL VASCULAR FLOATING PLANTS AS A FUNCTIONING AGENT OF NITROGEN FIXATION IN CELSS**

MICHIHIKO YATAZAWA (Aichi Gakuin University, Japan) IN: Biological sciences in space 1986; Proceedings of the 1986 International Symposium, Nagoya, Japan, Nov. 10-12, 1986. Tokyo, MYU Research, 1987, p. 253-256. refs

Studies of N-fixing agents to be included in CELSS reveal that Azolla fixes at a rate of 600-800 mg N/m-squared day. When the culture is made stratifically, the N-fixing capacity per unit culture volume is 100 times that of legume-rhizobium symbiosis. The N-fixing capacities of other small vascular floating plants were less than that of Azolla while their photosynthetic capacities were similar. K.K.

**A88-29136**

**THE FEASIBILITY OF CHLORELLA AS THE EXCHANGER OF CO2 FOR O2 AND THE FOOD RESOURCES IN THE SPACE STATION**

TATSUICHI IWAMURA (Nagoya University, Japan) IN: Biological sciences in space 1986; Proceedings of the 1986 International Symposium, Nagoya, Japan, Nov. 10-12, 1986. Tokyo, MYU Research, 1987, p. 257-264. refs

The feasibility of Chlorella as the exchanger of CO2 for O2 and the nutritional food resources in the Space Station is estimated by calculating the oxygen production from the growing algal cells in a continuous culture system where the cell population density and other environmental conditions are kept constant. An algal culture placed on a hemispheric surface of about 2-3 m in radius is needed to generate the oxygen and nutritional biomass necessary for human activity on the Space Station. Problems associated with the construction of the algal culture system and the utilization of the algal biomass as food and feed are discussed. K.K.

**A88-29137\*** Jet Propulsion Lab., California Inst. of Tech., Pasadena.

**UNCONVENTIONAL FOOD REGENERATION IN SPACE - OPPORTUNITIES FOR MICROBIAL FOOD PRODUCTION**

GENE R. PETERSEN, WAYNE W. SCHUBERT, P. K. SESHAN (California Institute of Technology, Jet Propulsion Laboratory, Pasadena), and ERIC H. DUNLOP (Washington University, Saint Louis, MO) IN: Biological sciences in space 1986; Proceedings of the 1986 International Symposium, Nagoya, Japan, Nov. 10-12, 1986. Tokyo, MYU Research, 1987, p. 265-276. refs

The possible role of microbial species in regenerating food is considered, and three areas where microbial systems can be used in controlled ecological life support systems are discussed. Microbial species can serve as the biological portion of hybrid chemical/biological schemes for primary food products, as a means more fully to utilize waste materials from agronomical food production, and as a source of nutritional supplements to conventional plant foods. Work accomplished in each of these areas is described. The role of microgravity fermenters in this technology is addressed. C.D.

**A88-29140\*** National Aeronautics and Space Administration. Ames Research Center, Moffett Field, Calif.

**NEED, UTILIZATION, AND CONFIGURATION OF A LARGE, MULTI-G CENTRIFUGE ON THE SPACE STATION**

SJOERD L. BONTING (NASA, Ames Research Center, Moffett Field, CA) IN: Biological sciences in space 1986; Proceedings of the 1986 International Symposium, Nagoya, Japan, Nov. 10-12, 1986. Tokyo, MYU Research, 1987, p. 297-305. refs

A large, multi-g centrifuge is required on the Space Station (1) to provide valid 1-g controls for the study of zero-g effects on animals and plants and to study readaptation to 1 g; (2) to store animals at 1 g prior to short-term zero-g experimentation; (3) to permit g-level threshold studies of gravity effects. These requirements can be met by a 13-ft-diam., center-mounted centrifuge, on which up to 48 modular habitats with animals (squirrel monkey, rat, mouse) and plants are attached. The advantages of locating this centrifuge with the vivarium, a common environmental

control and life support system, a general-purpose work station and storage of food, water, and supplies in an attached short module, are elaborated. Servicing and operation of the centrifuge, as well as minimizing its impact on other Space Station functions are also considered. Author

**A88-29141****SOLAR PLANT GROWTH FACILITY (SPGF) - AN APPROACH TOWARD FUTURE BIOLOGICAL LIFE SUPPORT SYSTEMS**

G. SERRENTSCHY and G. TRAXLER (Oesterreichische Raumfahrt- und Systemtechnik GmbH, Vienna, Austria) IN: Biological sciences in space 1986; Proceedings of the 1986 International Symposium, Nagoya, Japan, Nov. 10-12, 1986. Tokyo, MYU Research, 1987, p. 306-312.

Studies on the development of an artificially closed ecological system using higher plants as a major constituent and supporting physicochemical subsystems are being conducted. The investigations are directed toward a potential experiment in a low earth orbit using direct sunlight for photosynthesis and biomass production. An operational ground model representing a closed system for the biological specimen has been constructed and is being used for parameter studies; these investigations comprise the analysis of the technical performance of the system, e.g., with respect to the various control loops. Studies to be performed with different types of higher plants are expected to have a substantial importance with respect to the development of future biological life support systems for use in long term manned missions as well as in permanent space structures or stations. Author

**A88-29142****A SYSTEMATIC APPROACH FOR CELSS RESEARCH IN JAPAN**

KEIJI NITTA (National Aerospace Laboratory, Chofu, Japan) IN: Biological sciences in space 1986; Proceedings of the 1986 International Symposium, Nagoya, Japan, Nov. 10-12, 1986. Tokyo, MYU Research, 1987, p. 313-320.

Controlled ecological life support system (CELSS) research activities have included trade-off studies of such technological matters as gas recycling, water purification and recycling, waste management, and food production. In the area of gas recycling, technical problems associated with gas separation and concentration methods were investigated as well as a gas conversion method using algae cultivation. In the case of water recycling, technological problems pertaining to membrane filtration and vapor distillation are studied. In the area of waste management/food production, problems associated with physico-chemical waste reduction and microbial waste decomposition are considered. K.K.

**A88-29143\*** National Aeronautics and Space Administration. John F. Kennedy Space Center, Cocoa Beach, Fla.

**INTEGRATION, DESIGN, AND CONSTRUCTION OF A CELSS BREADBOARD FACILITY FOR BIOREGENERATIVE LIFE SUPPORT SYSTEM RESEARCH**

R. PRINCE, W. KNOTT, and PAUL BUCHANAN (NASA, Kennedy Space Center, Cocoa Beach, FL) IN: Biological sciences in space 1986; Proceedings of the 1986 International Symposium, Nagoya, Japan, Nov. 10-12, 1986. Tokyo, MYU Research, 1987, p. 321-332. refs

Design criteria for the Biomass Production Chamber (BPC), preliminary operating procedures, and requirements for the future development of the Controlled Ecological Life Support System (CELSS) are discussed. CELSS, which uses a bioregenerative system, includes the following three major units: (1) a biomass production component to grow plants under controlled conditions; (2) food processing components to derive maximum edible content from all plant parts; and (3) waste management components to recover and recycle all solids, liquids, and gases necessary to support life. The current status of the CELSS breadboard facility is reviewed; a block diagram of a simplified version of CELSS and schematic diagrams of the BPS are included. V.L.

**A88-29144****A CONCEPT STUDY OF A REGENERABLE GAS RECYCLING SYSTEM**

K. OTSUJI, T. SAWADA (Mitsubishi Heavy Industries, Ltd., Nagoya Aircraft Works, Japan), S. SATOH, and M. MINEMOTO (Takasago Technical Institute, Japan) IN: Biological sciences in space 1986; Proceedings of the 1986 International Symposium, Nagoya, Japan, Nov. 10-12, 1986. Tokyo, MYU Research, 1987, p. 333-340.

A carbon dioxide adsorption process using solid amine is evaluated as a candidate for early application in CELSS. A comparison made between the steam regeneration and heat/vacuum regeneration processes of the solid amine in terms of adsorption efficiency, regeneration energy, and simplicity reveal the superiority of the steam regeneration process for the present application. It is shown that the Sabatier reaction can be used for oxygen recovery. K.K.

**A88-29145****A PRELIMINARY EXPERIMENTAL STUDY ON THE GAS RECYCLING SYSTEM FOR CELSS**

SHUJI KANDA, HIROYUKI MATSUMURA, TAKATOSHI SHOJI (Kawasaki Heavy Industries, Ltd., Kobe, Japan), KEIJI NITTA, KOJI OHTSUBO (National Aerospace Laboratory, Chofu, Japan) et al. IN: Biological sciences in space 1986; Proceedings of the 1986 International Symposium, Nagoya, Japan, Nov. 10-12, 1986. Tokyo, MYU Research, 1987, p. 341-348.

A controlled ecological life support system (CELSS) concept study revealed the need for a CO<sub>2</sub> and O<sub>2</sub> separating and concentrating system to regenerate the gas resources and to maintain the stable operation of CELSS. Fundamental characteristic tests were carried out on solid amine and salcomine to obtain the basic design data for the CO<sub>2</sub> and O<sub>2</sub> separation and concentration system. The concept design of the gas recycling system aims to support life science missions in the initial operational capability of Space Station activity. In this case, CO<sub>2</sub> is extracted from the animal vivarium outlet gas and O<sub>2</sub> is extracted from the outlet of the phylotron and algae cultivation system. K.K.

**A88-29146****A MASS SPECTROMETRIC STUDY ON GAS CIRCULATION IN CELSS**

I. NISHI, M. TATEISHI, A. NAGANO, Y. SUZUKI, and H. SHIBUYA (Tokyo, Science University, Noda, Japan) IN: Biological sciences in space 1986; Proceedings of the 1986 International Symposium, Nagoya, Japan, Nov. 10-12, 1986. Tokyo, MYU Research, 1987, p. 349-356.

The fine control of the gas circulation between animals and plants is of crucial importance in the maintaining of the artificial CELSS. The gas circulation is concerned with the O<sub>2</sub>, CO<sub>2</sub>, water and N<sub>2</sub> exchange among animals, plants, and microbacteria, followed by the metabolic, photosynthetic processes and the biochemical processes. A mass spectrometer computer system developed for this study is described. The monitoring of O<sub>2</sub> and CO<sub>2</sub> gas exchange was investigated in the metabolic and photosynthetic processes of the Chinese hamster and the spirulina (Algae), respectively. The gas exchange between the two was also investigated. Author

**A88-29147****THE DEVELOPMENT OF AN IMPROVED RESEARCH ANIMAL HOLDING FACILITY - TRACE CONTAMINANTS/ODORS EXPERIMENTS WITH A FUNCTIONAL MODEL**

HIDEO SUDOH, HIROYUKI MATSUMURA, KUNIAKI MURAO (Kawasaki Heavy Industries, Ltd., Tokyo, Japan), SATORU WATANABE, MITSURO KIDA (Nagoya University, Japan) et al. IN: Biological sciences in space 1986; Proceedings of the 1986 International Symposium, Nagoya, Japan, Nov. 10-12, 1986. Tokyo, MYU Research, 1987, p. 357-364.

Results from experiments conducted to investigate the trace contaminants/odors of rodents using a prototype functional model of an improved research animal holding facility (RAHF) are presented, and a breadboard model (BBM) of the RAHF is described. Results of the 10-day experiment showed that the

behavioral activities and food/water intake of hamsters are severely lowered for NH<sub>3</sub> concentrations exceeding 300-400 ppm, and that with waste management, the concentration of odors was reduced to about 1/10 of that without waste management. The prototype BBM uses a fully-closed environmental control system and a biocontamination control system, and it can accommodate experiments of three-months duration or more. R.R.

A88-29564

#### HEAT STRESS EVALUATION OF ANTI-EXPOSURE FLIGHT GARMENTS

JONATHAN W. KAUFMAN (U.S. Navy, Naval Air Development Center, Warminster, PA) Aviation, Space, and Environmental Medicine (ISSN 0095-6562), vol. 59, March 1988, p. 213-219. refs

The usefulness of antiexposure suit ensembles containing polytetrafluoroethylene (PTFE) coverall is examined. Six males, ranging in age from 23-39 years, wore a standard flight ensemble and four combinations of the PTFE coverall while performing a psychomotor task and a physical work task under varying heat stress conditions. The total sweat rate, heart storage rate, final heart rate, and mean weighted skin temperature of the men were measured. It is observed that the mean test duration for the standard ensemble is 177 + or - 9 min and for the four PTFE coverall configurations about 105 + or - 32 min. I.F.

A88-30586

#### THERMAL COATING REQUIRED FOR HARD SPACE SUITS

JAMES H. BRAHNEY Aerospace Engineering (ISSN 0736-2536), vol. 8, March 1988, p. 18-22.

The Integrated Thermal and Micrometeoroid Garment (ITMG) worn by Space Shuttle astronauts during EVA will in the future take the form of a hard suit; attention is presently given to the incorporation of a high reflectance coating on the suit structure surface to minimize environmental effects. The coating must have both high IR reflectance and high corrosion and wear resistance; it must also be immune to LEO atomic oxygen mass loss effects. Physical vapor deposition is judged to be the most advantageous metal or alloy coating process for the ITMG. O.C.

A88-30748

#### HIGH ALTITUDE-LOW PROFILE POSITIVE PRESSURE BREATHING (HA/LP-PPB) OXYGEN MASK ASSEMBLY

ORLAND WILCOX and NEVAN ENGLE (Gentex Corp., Pomona, CA) SAFE Journal, vol.18, Spring 1988, p. 18-24.

The paper describes an oronasal mask assembly which was designed and developed using ASCC AIR STD 61/21 as the performance specification. Among the major design considerations were a two-valve system for minimum respiratory resistance, a sequenced edge roll for the face seal, and a modified smooth bore oxygen delivery hose for reduced flow resistance. The present mask assembly was developed as a direct replacement for the MBU-5/P and MBU-12/P oxygen mask assemblies. K.K.

A88-30750

#### POSITIVE PRESSURE BREATHING AS A G-PROTECTION DEVICE - SAFETY CONCERNS

TOM JENNINGS (Illinois, University, Eye and Ear Infirmary, Chicago) and CLAUDE ZANETTI (Edgewater Hospital, Chicago, IL) SAFE Journal, vol.18, Spring 1988, p. 52-57. refs

Positive Pressure Breathing (PPB) is a technique in which air is forced into a pilot via a face mask and raises his intrathoracic pressure. It has been shown to lengthen subjects' ability to endure +Gz acceleration epochs and now has been proposed to be used operationally to increase G-tolerance. However, positive pressure breathing can cause ear pain, ear and sinus blocks, pneumothorax and air embolism. All these side effects are potentially fatal to the pilot. The pressure proposed for operational use, at altitudes that occur in partially pressurized cockpits of operational aircraft, causes greater lung distension than pressure gradients known to cause pulmonary overpressurization in animals and man. Finally, other new means of increasing G-tolerance safely are examined. Author

A88-32677

#### WORKLOAD MANAGEMENT IN MILITARY COCKPITS - PRESENT INSIGHTS

R. M. TAYLOR (RAF, Institute of Aviation Medicine, Farnborough, England) IN: Recent advances in cockpit aids for military operations; Proceedings of the Symposium, London, England, Mar. 31, 1987. London, Royal Aeronautical Society, 1987, p. 10-32. refs

In recent cockpit systems, a degree of responsibility for information processing and control has been relegated to automated components over which the pilot exercises a monitoring role, thereby reducing flexibility, adaptability, and pilot situation awareness. Adaptive systems are required for pilot workload control which are able to maintain situation awareness and support pilot decision making through the application of appropriate display/control and automation technologies. Attention is presently given to pilot cognition theories, perceptual organization and selective attention processes, and the features of pilot memory and understanding. O.C.

A88-32678

#### WORKLOAD AND SITUATION AWARENESS IN FUTURE AIRCRAFT

TERRY J. EMERSON, JOHN M. REISING, and HAROLD G. BRITTEN-AUSTIN (USAF, Wright-Patterson AFB, OH) IN: Recent advances in cockpit aids for military operations; Proceedings of the Symposium, London, England, Mar. 31, 1987. London, Royal Aeronautical Society, 1987, p. 33-44. refs

The need to predict and verify military pilot workloads during future aircraft cockpits' design phase, as well as in real time, during mission execution, is discussed. Pilot workload and performance estimation must take into account specific avionic suite, mission scenario, and environmental conditions; such fitness parameters as stress, fatigue, and confusion must also be considered. The 'electronic crewmember' constituted by automated cockpit systems will play an active role in deciding what corrective action must be taken when problems arise. The modeling of multiple mental resources and the development of a workload signature or template that is tailored to the capabilities and limitations of the pilot are considered. O.C.

N88-19095#

Aerospace Medical Research Labs., Wright-Patterson AFB, Ohio.

#### WHEN DECISION AIDS FAIL Final Report, 15 Jun. 1985 - 15 Jun. 1986

ERHARD O. EIMER Mar. 1987 33 p  
(AD-A187531; AAMRL-TR-87-035) Avail: NTIS HC A03/MF A01  
CSCL 23B

This research was concerned with ways in which a C3-system adapts to the breakdown of a decision aiding device (DAD). Subjects were tested in a team judgement task in which they had to predict the outcome of an uncertain, dynamic event on discrete trails, with or without the use of a DAD of varying validity. After training, DAD validity was reduced to zero. Subjects performed more poorly with a DAD of low validity than without a DAD. Subjects consistently performed more poorly than they could have by using a maximizing strategy. After DAD breakdown, subjects performed more poorly than control subjects who never used a DAD. Prior DAD validity had no effect on performance with an invalid DAD. Performance with an invalid DAD was found to be predicted by efficiency, the ability to use valid and ignore invalid information. GRA

N88-19096#

Naval Submarine Medical Research Lab., Groton, Conn.

#### BRIGHTNESS CONTRAST AND CHARACTER HEIGHT OF FIVE FLAT PANEL COMPUTER DISPLAYS Memorandum Report

KEVIN LAXAR, DAVID F. NERI, and SAUL M. LURIA 2 Sep. 1987 11 p  
(AD-A187743; NSMRL-MR-87-5) Avail: NTIS HC A03/MF A01  
CSCL 12F

To determine the relative legibility of the flat panel displays of five IBM-PC compatible lap-top microcomputers, their brightness

contrasts and character heights, which generally contribute to legibility, were measured under normal lighting and in the dark. The Datavue 25, the Toshiba T1100 Plus, and the Zenith Z-181 used a liquid crystal display in various foreground/background color combinations. The Data General (DG) One had an electroluminescent display, and the Grid-Gridcase 3 used a plasma display, both of which are self-luminous. The brightness contrast of all the displays was acceptable under normal lighted conditions. The DG One had the highest contrast in a lighted room (92 percent), at viewing angles both normal to the vertical screen surface and at 45 in the horizontal plane. The DG One and the Gridcase 3 had the highest contrast in the dark (over 98 percent). The Toshiba's screen was not backlit and could not be used in a dark room. All the screens displayed 25 lines of 80 characters. The height of upper case characters ranged from 0.137 to 0.208 inches, and all were acceptable for normal viewing distances. normal viewing distances. Keywords: Laptop computers; Microcomputers; Display systems; Liquid crystal display systems; Photometry; Screens (Display); Image processing. GRA

**N88-19097#** Aeronautical Research Labs., Melbourne (Australia).

**A WORKED EXAMPLE OF AN APPLICATION OF THE SAINT SIMULATION PROGRAM**

S. SESTITO Sep. 1987 33 p  
(AD-A188198; ARL-SYS-TM-93; DODA-AR-004-554) Avail: NTIS HC A03/MF A01 CSCL 12E

The Systems Analysis of Integrated Networks of Tasks (SAINT) is a network modeling and simulation technique developed to assist the design and analysis of complex human-machine systems. This document discusses some of the SAINT concepts, the development of a SAINT network, the method of inputting the network into the SAINT environment, and presents a brief look at the output from SAINT. GRA

**N88-19098#** Pacific Northwest Labs., Richland, Wash.  
**AN ECONOMIC ANALYSIS OF A MULTI-COMMODITY FRUIT AND VEGETABLE IRRADIATOR**

M. D. BROWN, D. E. EAKIN, J. K. YOUNG, and G. L. TINGEY Jul. 1987 26 p Presented at the American Institute of Chemical Engineers Summer National Meeting, Minneapolis, Minn., 6 Aug. 1987

(Contract DE-AC06-76RL-01830)  
(DE88-003425; PNL-SA-15112; CONF-870822-8) Avail: NTIS HC A03/MF A01

Although irradiation of foods has been studied since the late 1940's and irradiation of grains and potatoes has been approved for years, only recently has the Food and Drug Administration approved irradiation of pork, fresh fruits and vegetables at doses up to 100 krad for commercial sale. A key element in commercializing irradiation technology by the food processing industry is economic viability. This paper presents an economic analysis for a multi-commodity fruit and vegetable irradiator processing apples, cherries, pears, asparagus, onions, and potatoes. Dose, throughput, and the schedule were examined. Design information and capital and operating costs for various sizes of irradiators are presented. The economics look promising, with typical costs in larger facilities in the range of a few cents per pound of product. DOE

**N88-19502#** Fokker B.V., Amsterdam (Netherlands).  
**THE ESA/FOKKER SERVICE END-EFFECTOR SUBSYSTEM. A ROBOTIC/MAN-COMPATIBLE SERVICING APPROACH**

A. C. M. VANSWIETEN and R. H. BENTALL (European Space Agency. European Space Research and Technology Center, ESTEC, Noordwijk, Netherlands ) /n ESA. Proceedings of the 1st European In-Orbit Operations Technology Symposium p 145-157 Nov. 1987

Avail: NTIS HC A21/MF A01

The requirements, design, and operational performance of an end effector are presented. Design objectives, trade-offs, breadboard models, tests, and developments are covered. Design characteristics are: robotic/man compatible grapple fixture;

grappling performance compatible with Hermes Robot Arm and Service Manipulator system; versatile application of tools; power and data bus connection for coupling with intelligent tools; torque and force sensing capabilities for compliant operations; and status checking and decision making inside the end-effector-subsystem. A range of possible tools which would comprise the basic servicing capabilities is described. ESA

**N88-19505#** Technische Hochschule, Darmstadt (West Germany).

**ON A KNOWLEDGE BASED ASSISTED SYSTEM FOR HIGHLY AUTONOMOUS CONTROL OF EXPERIMENT-MANIPULATORS IN THE MAN-TENDED FREE FLYER**

G. KEGEL, A. ABDULWAHAB, and R. BRUDER /n ESA. Proceedings of the 1st European In-Orbit Operations Technology Symposium p 175-183 Nov. 1987 Sponsored by BMFT  
Avail: NTIS HC A21/MF A01

A knowledge based control and sensor-feedback hierarchy concept which performs global task-oriented manipulation sequences filled with specific knowledge and initialized by the general ground station command is presented. It is intended for the control systems for in-orbit experiment and maintenance manipulators, where highly autonomous performance of multisensor controlled task sequences is used as an alternative to direct teleoperation. The theoretical knowledge base concept, similar to the Winston-Horn frame structure, is elaborated into implementable data structures. The knowledge represented in rules and physical data used by algorithms for planning a subcommand sequence consisting of single steps of various sensor feedback configurations is discussed. An implemented robot-control interface library and the sensor-equipped end effector for verification of expected performances is described. ESA

**N88-19506#** Technische Hochschule, Darmstadt (West Germany). Dept. of Control Engineering.

**A KNOWLEDGE-BASED APPROACH FOR SENSORY-CONTROLLED ASSEMBLY OPERATIONS**

W. SIMON, E. ERSUE, and ST. WIENAND /n ESA. Proceedings of the 1st European In-Orbit Operations Technology Symposium p 185-190 Nov. 1987 Sponsored by Deutsche Forschungsgemeinschaft

Avail: NTIS HC A21/MF A01

The approach for a knowledge-based robot operation system using different types of sensory information is presented. The system is intended for orbital assembly, maintenance, and repair tasks in a semiautomatic or automatic manner, using a general knowledge base. The components of this knowledge base are examined and a knowledge representation scheme based on a combination of rules and frames is proposed. A prototype of the approach implemented on a robotic hardware test bed is discussed for the part-mating problem. ESA

**N88-19507#** Karlsruhe Univ. (West Germany).

**MOBILE ROBOT ACTIVITY MODEL FOR AUTONOMOUS FREE FLYING PLATFORMS**

U. REMBOLD, R. DILLMANN, A. KELLNER, and J. EITELJOERGE (Erno Raumfahrttechnik G.m.b.H., Bremen, West Germany ) /n ESA. Proceedings of the 1st European In-Orbit Operations Technology Symposium p 191-202 Nov. 1987 Sponsored by Deutsche Forschungsgemeinschaft

Avail: NTIS HC A21/MF A01

The use of artificial intelligence (AI) techniques for the control problem of free flying autonomous platforms is discussed. For rendezvous, docking and manipulation operation between target system and chaser appropriate integrated control systems consisting of planning components, execution control components and supervision components are required. An experimental terrestrial mobile autonomous robot system capable of travelling, docking, and manipulation with two manipulator arms is presented. This system is under development to evaluate the efficiency of AI-tools and their integration into complex systems to perform complex tasks or missions autonomously in an unstructured environment. ESA



**N88-19508#** Fokker B.V., Amsterdam (Netherlands).  
**THE HERMES ROBOT ARM, ITS DESIGN AND VERIFICATION**  
 R. J. HAMANN and J. A. HOOGSTRATEN /In ESA. Proceedings of the 1st European In-Orbit Operations Technology Symposium p 205-215 Nov. 1987  
 Avail: NTIS HC A21/MF A01

A rationale for the overall verification approach for the Hermes robot arm (HERA) was derived from applicable test categories, test item levels, test types, and candidate facilities/models. General and specific test facilities are described. The approach is illustrated with examples of planned test set-ups. It is shown that many of the usual techniques for the testing of space mechanisms can be applied for the verification of a space manipulator. Major constraints, however, arise from the limitations imposed by a one-g test environment. The verification approach for HERA is further complicated by the integrated electrical architecture of the Hermes/HERA system. The model approach proposed is characterized by the emphasis on qualification at subsystem level. At the HERA system level extensive use is made of software simulation to validate the design. ESA

**N88-19509#** Technische Hochschule, Darmstadt (West Germany).

**REMOTE MANIPULATION IN ORBITAL CONSTRUCTION, SERVICING AND REPAIR MISSIONS: IS ONE ARM ENOUGH? A COMPARATIVE EVALUATION OF THE PERFORMANCE FEATURES OF ROBOTS WITH ONE OR MORE ARMS**

H. BRUHM /In ESA. Proceedings of the 1st European In-Orbit Operations Technology Symposium p 217-225 Nov. 1987  
 Avail: NTIS HC A21/MF A01

Qualitative and quantitative performance features which are expected to make the difference between single and multiarm systems for orbital robots are reviewed. Methods for comparative evaluation of single and multiarm systems with respect to their maximum force/torque capability, payload positioning accuracy, repeatability, and stiffness are presented. The capabilities of multiarm systems are highlighted by the analysis of two tasks. The use of single-arm systems is not recommended. ESA

**N88-19510#** Central Research Labs., Red Wing, Minn.  
**REMOTE REPAIR DEMONSTRATION OF SOLAR MAXIMUM MAIN ELECTRONICS BOX**

RICHARD H. ADAMS, ALAN E. GROSS, and CARLETON E. JENNRICH /In ESA. Proceedings of the 1st European In-Orbit Operations Technology Symposium p 227-232 Nov. 1987  
 Avail: NTIS HC A21/MF A01

The remote repair of the Solar Maximum satellite Main Electronics Box (MEB) using a master/slave servomanipulator is described. The MEB was not designed to be repaired on-orbit and represented the most difficult repair task performed by NASA astronauts. The viewing system, tooling, support equipment, and manipulator system used to perform the replacement sequence is presented. The technology demonstrations are described, along with guidelines for performing remote servicing. The remote servicing system demonstrates how tasks can be effectively performed on space vehicles in an unstructured or unfamiliar remote environment. ESA

**N88-19518#** MATRA Espace, Toulouse (France).  
**PROMISING CONCEPTS FOR GROUND-TO-ORBIT EXPERIMENT TELEOPERATION**

PH. LEBOUAR and C. LOEILLET /In ESA. Proceedings of the 1st European In-Orbit Operations Technology Symposium p 301-308 Nov. 1987  
 Avail: NTIS HC A21/MF A01

System and user requirements for ground based control of spaceborne experiments are reviewed, and a telescience concept is described. The communication network is based on two separate high data rate links between data relay satellites (DRS) and users in low Earth orbit. It allows a two way link between ground users and DRS without ground retransmission. The onboard data management system is essentially the same as for standard payload control, but with additional functions such as accepting

time tagged commands and command validation without user control on the ground. The impact of the telescience concept on the Columbus User Operations Center and Payload Operations Control Center is assessed. A concept validation phase is outlined. ESA

**N88-19519#** Fraunhofer-Inst. fuer Produktionsanlagen und Konstruktionstechnik, Berlin (West Germany).

**GROUND BASED SUPERVISORY AND PROGRAMMING SYSTEM FOR AUTOMATIC EXPERIMENT EXECUTION IN ORBIT**

G. DUELEN, U. KIRCHHOFF, and R. BERNHARDT /In ESA. Proceedings of the 1st European In-Orbit Operations Technology Symposium p 309-316 Nov. 1987  
 Avail: NTIS HC A21/MF A01

For the automatic execution of orbital experiments under closed lab conditions a concept for a ground based supervision and manual interaction mode for the change of the experiment execution is presented. This approach is based on off-line programming technologies developed in terrestrial manufacturing technology. Experiment execution is realized automatically based on programmed action sequence without manual interaction. Activities in the cell are shown in a 3-D representation on a graphic screen on ground. If the execution sequence has to be changed, e.g., due to experiment results, a new execution program for the next time period can be generated on ground, tested by the use of a simulation system, sent to the experiment controllers, and a new action sequence realized in the orbital system. A first realization concept as a part of the Robot Technology Experiment on the Spacelab D2-Mission is presented. ESA

**N88-19520#** University Coll., London (England).  
**COVARIANT CONTROL OF BILATERAL SERVOS FOR IN-ORBIT MANIPULATION**

J. E. E. SHARPE and K. V. SIVA (United Kingdom Atomic Energy Authority, Harwell, England ) /In ESA. Proceedings of the 1st European In-Orbit Operations Technology Symposium p 317-323 Nov. 1987 Sponsored by Fairey Engineering Ltd.  
 Avail: NTIS HC A21/MF A01

A class of covariant bilateral force reflecting systems for teleoperation that enables the operator to use sensory feel to control the slave with a total transmission delay of 200 msec is introduced. The prototype 3 kWe electrohydraulic master-slave system has a forward positional bandwidth of 20 Hz and is capable of positioning a mass of 4 kg flexibly supported at 0.75 m radius at a slew rate of 200 deg/sec. The reflected sensory force has a bandwidth greater than 250 Hz. Experimental evidence shows the master-slave system to appear transparent to the operator within the normal positional bandwidth. The operators therefore feel that they are directly swinging the load mass at the end of a flexible rod and are able to control the vibrations of the rod. This is not possible with simple positional control as the resonant system is outside the control loop. The operator uses the high frequency sensory information in an adaptive manner. However, with the transmission delay it is necessary to reduce the sensory force gain to obtain stability. ESA

**N88-19521#** Erno Raumfahrttechnik G.m.b.H., Bremen (West Germany).

**TELEOPERATION FOR A SPACELAB TECHNOLOGY EXPERIMENT**

E. SCHMIDT /In ESA. Proceedings of the 1st European In-Orbit Operations Technology Symposium p 325-331 Nov. 1987  
 Avail: NTIS HC A21/MF A01

A teleoperation system for the Robotics Technology Experiment proposed for the Spacelab D-2 mission is presented. The principal architecture of such a system consisting of a TV system, and an on-board and a ground teleoperation work station is described. The TV system supports teleoperation as visual feedback by providing a stereo image of the manipulator arm activities within the work cell. Advanced sensor balls are applied as a 6 degree-of-freedom controller for the human operator on board and on ground. A major element of the ground teleoperation station is



a 3D graphics system in order to display the actual joint configuration of the robot and to simulate the robot motion without the inherent transmission delay times. ESA

**N88-19524#** National Aerospace Lab., Amsterdam (Netherlands).

### THE HERMES MANIPULATION SYSTEM (HERA) SIMULATION FACILITY DEVELOPMENT

J. J. M. PRINS, P. DIELMAN, and J. A. HOOGSTRAATEN (Fokker B.V., Amsterdam, Netherlands) / In ESA. Proceedings of the 1st European In-Orbit Operations Technology Symposium p 353-364 Nov. 1987

Avail: NTIS HC A21/MF A01

A simulator for the Hermes robot arm (HERA), a space manipulator system to perform tasks ranging from capture and berthing to tool operation in various operational modes from fully automatic to purely manual, is described. The HERA simulation facility (HSF) consists of the HSF pilot (HSFP); the non real-time HSF (NRT HSF); and the real-time HSF (RT HSF). The HSFP is a limited real-time simulation facility, which includes a simple Hermes cockpit mockup, a simulation computer and a real-time computer image generation system. The NRT HSF is the main HERA simulation tool for detailed design, analysis, and verification. It features the highest model fidelity of all three facilities. The RT HSF prime function is to provide high fidelity real-time man-in-the-loop and hardware-in-the-loop simulation. ESA

### N88-19527# MATRA Espace, Paris-Velizy (France). UTILIZATION OF ROBOTICS AND TELEOPERATION FOR FUTURE IN-ORBIT OPERATIONS

TH. BLAIS, J. L. LACOMBE, and P. WETZEL / In ESA. Proceedings of the 1st European In-Orbit Operations Technology Symposium p 377-383 Nov. 1987

Avail: NTIS HC A21/MF A01

The main in-orbit elements and operations required by the future in-orbit infrastructure are reviewed. Man's role and location with respect to the operations areas is a major design element for space teleoperation and robotics systems. It is shown that robotics/teleoperation and man have to be considered as complementary, enabling large operational autonomy of the robotics system when man performs on-ground or remote supervision (e.g., from a space station). This is applicable for assembly (external robotics) and payload operations (internal robotics). Efficient and safe work share between the external manipulator arm and the man in pressurized area (on the same space system) may be an alternative to extravehicular activity (EVA) or preferably the nominal way to perform operations which cannot be fully completed by EVA only (large load transfer). The telemanipulator arm provides both the astronaut transfer capability (with loads and tools) and a firm support at work site (open cherry picker), increasing the effectiveness of EVA (less astronaut fatigue, shorter transfer time). A man in the pressurized area ensures supervision. ESA

**N88-19530#** Dornier-Werke G.m.b.H., Friedrichshafen (West Germany).

### ROTEX: THE ROBOTIC TECHNOLOGY EXPERIMENT ON SPACELAB D-2 MISSION

J. BUESING / In ESA. Proceedings of the 1st European In-Orbit Operations Technology Symposium p 399-404 Nov. 1987

Avail: NTIS HC A21/MF A01

The Robotic Technology Experiment (ROTEX) mechanical and electrical hardware architecture, especially the software configuration, covering the flight and ground software functions is outlined. The selected decentral control concept, the sensor equipment of the manipulator, and the implemented external feedback control are described. The different operating modes executed under automatic, on-board telemanipulation, or ground telemanipulation control, are presented, as well as the experiment tasks, orbit replacement unit exchange and truss structure mounting, performed by the robot in orbit, as performance verification in a micro-g environment. ESA

**N88-19535#** British Aerospace Public Ltd. Co., Bristol (England). Space and Communications Div.

### EVA, THE TECHNOLOGICAL CHALLENGE

T. J. CARTWRIGHT and P. A. BLYTHE / In ESA. Proceedings of the 1st European In-Orbit Operations Technology Symposium p 451-457 Nov. 1987

Avail: NTIS HC A21/MF A01

The technological challenge which must be overcome if man is to work outside the mother spacecraft is considered. Within the context of a space suit system hardware architecture the key requirements are discussed and a baseline subsystem design proposed for operations from the Hermes spaceplane. The technological issues and in particular the levels of technological maturity associated with this baseline are assessed in order to appraise the readiness of European industry to respond to extravehicular activity needs. With due consideration to the magnitude of the development required a plan is proposed for a European space suit system. Close consultation with U.S. and/or Soviet specialists is a possibility and technology transfer is addressed. ESA

**N88-19536#** TRW Space Technology Labs., Redondo Beach, Calif.

### TECHNOLOGY REQUIREMENTS FOR TELEROBOTIC SATELLITE SERVICING IN SPACE

HANS F. MEISSINGER / In ESA. Proceedings of the 1st European In-Orbit Operations Technology Symposium p 459-467 Nov. 1987

(Contract NAS8-35031)

Avail: NTIS HC A21/MF A01 CSCL 05H

Telerobotic servicer technology requirements were identified for typical on-orbit servicing operations, including: automation requirements and automated system utilization in typical servicing missions; key automation technologies used for servicing; evolution concepts; technology development timetable; and servicing technology drivers. Teleoperation, robotics, and artificial intelligence are needed in the servicing missions investigated. Analysis shows that teleoperation will be used more widely than fully robotic systems, at least during the early space station years because of the diversity and unpredictability of many servicing tasks which call for the human operator's skills, resourcefulness, and decision-making ability. There will be heavy dependence on a sophisticated, flexible, readily accessible, high-speed and high-capacity data management system which can provide the expert system support required in diagnosing, troubleshooting, decision making, task scheduling, and mission planning. ESA

**N88-19537#** British Aerospace Public Ltd. Co., Stevenage (England). Space and Communications Div.

### A TELEOPERATED MANIPULATOR SYSTEM CONCEPT FOR UNMANNED PLATFORMS

J. MURDOCH and J. S. SHEPPARD / In ESA. Proceedings of the 1st European In-Orbit Operations Technology Symposium p 469-474 Nov. 1987

Avail: NTIS HC A21/MF A01

A Platform Manipulator System (PMS) concept is proposed to provide, as a primary function, a means of exchanging payload and utility orbit replacement units (ORU) between an unmanned platform and a docked logistics vehicle without the need for man in orbit. The concept is principally directed towards Columbus Polar Platform in order to avoid the requirement to de-orbit for a servicing operation, but is also applicable to the external servicing of the resource module of the Man-Tended Free Flyer. Features of the proposed system include teleoperation from ground, a dual berthing/ORU exchange function, a limited rotational transportation capability of the manipulator base, and a bi-arm end effector concept. ESA

**N88-19538#** European Space Agency. European Space Research and Technology Center, ESTEC, Noordwijk (Netherlands).

**MAN-TENDED OPTIONS FOR EUROPEAN SPACE ROBOTICS**  
R. H. BENTALL and D. KASSING *In its Proceedings of the 1st European In-Orbit Operations Technology Symposium* p 475-483 Nov. 1987

Avail: NTIS HC A21/MF A01

Options and applications for robotics in European man-tended and autonomous operations in space are discussed, and future options for European robotics are identified. Man-tended robotics operations for internal and external servicing (including the Hermes robot arm) are reviewed. A technology demonstration program is proposed. ESA

**N88-19539#** CAE Electronics Ltd., St. Laurent (Quebec).

**MULTI-AXIS CONTROL OF TELEMNIPULATORS**  
G. M. MCKINNON, M. L. KING, and D. RUNNINGS *In ESA. Proceedings of the 1st European In-Orbit Operations Technology Symposium* p 487-491 Nov. 1987

Avail: NTIS HC A21/MF A01

The development of multiaxis hand controllers for use in telemanipulator systems in space is described. Experience in the control of the shuttle remote manipulator system is reviewed, together with subsequent tests involving a number of simulators and configurations, including use as a side arm flight control for helicopters. Factors affecting operator acceptability are reviewed. It is shown that six degrees of freedom controllers can be used naturally and effectively for tasks requiring dexterity and performance. ESA

**N88-19559#** British Aerospace Public Ltd. Co., Lancashire (England). Military Aircraft Div.

**COMPUTER AIDED TACTICS FOR AIR COMBAT**  
N. MITCHELL *In AGARD. Advances in Air-Launched Weapon Guidance and Control* 11 p Dec. 1987

Avail: NTIS HC A06/MF A01

In order to achieve maximum operational effectiveness with an acceptable crew workload, the new generation of NATO fighter aircraft will contain a significant degree of automation and computer support for the crew. One key area of support is computer aided tactics, which help the crewman to assess the complex air battle situation, select appropriate targets, and plan the best method of attack. A microcomputer tactical aid called MITAC is described. By computing a range of possible aircraft and missile flight paths and processing the results through a sequence of tactical flight rules, MITAC can offer the crewman useful advice on recommended attacks and their consequences. It provides good insight into the sort of facility that could be available in the next generation of fighter cockpits. Author

**N88-19884\*#** Taylor and Associates, Inc., Wrightwood, Calif.

**SPACE STATION ARCHITECTURAL ELEMENTS MODEL STUDY. SPACE STATION HUMAN FACTORS RESEARCH REVIEW**

THOMAS C. TAYLOR, EYOUB KHAN, JOHN SPENCER, CARLOS ROCHA, and ETHAN WILSON CLIFFTON (Cliffton, Ethan Wilson, San Francisco, Calif ) *In NASA. Ames Research Center, Space Station Human Factors Research Review. Volume 3: Space Station Habitability and Function: Architectural Research* p 117-135 Oct. 1987

Avail: NTIS HC A10/MF A01 CSCL 05H

Presentation visuals and an extended abstract represent a study to explore and analyze the interaction of major utilities distribution, generic workstation, and spatial composition of the SPACEHAB space station module. Issues addressed include packing densities vs. circulation, efficiency of packing vs. standardization, flexibility vs. diversity, and composition of interior volume as space for living vs. residual negative volume. The result of the study is expected to be a series of observations and preliminary evaluation criteria which focus on the productive living environment for a module in orbit. J.P.B.

**N88-19885\*#** Kalil (Michael) Design Studio, New York, N.Y.  
**SPACE STATION ARCHITECTURAL ELEMENTS MODEL STUDY**

MICHAEL KALIL *In NASA. Ames Research Center, Space Station Human Factors Research Review. Volume 3: Space Station Habitability and Function: Architectural Research* p 137-143 Oct. 1987

(Contract NASA ORDER A-21776)

(REPT-31799) Avail: NTIS HC A10/MF A01 CSCL 05H

The space station must unite the properties and behavior of individual and place, using proportions from both to make whole the understanding of ourselves at this moment in evolution. Harmonious proportions in any environment are similar to the acceptance and enjoyment of the harmony of many well-tuned musical instruments. A well-tuned or well-ordered environment tends to have invisible proportions. They produce order but do not intrude on the perception and cognitive mapping of the environment. Systems of proportion are not ends in themselves but are a means to select a series of spaces which relate one to another in dimensionally specific terms. These internal relationships create a whole when the forms are harmonious. This harmonic relationship is of intrinsic value for individuals to be physically and psychologically in balance with their universe. Author

**N88-19886\*#** Southern California Inst. of Architecture, Santa Monica. Inst. for Future Studies.

**SPACE STATION GROUP ACTIVITIES HABITABILITY MODULE STUDY: A SYNOPSIS**

DAVID NIXON and TERRY GLASSMAN *In NASA. Ames Research Center, Space Station Human Factors Research Review. Volume 3: Space Station Habitability and Function: Architectural Research* p 145-153 Oct. 1987

Avail: NTIS HC A10/MF A01 CSCL 05H

Space station habitability was studied by investigating crew activity routines, proximities, ergonomic envelopes, and group volumes. Ten alternative schematic interior designs were proposed. Preliminary conclusions include: (1) in-service interior modifications may be necessary and should be planned for; (2) design complexity will be increased if the module cluster is reduced from five to three; (3) the increased crew circulation attendant upon enhancement of space station activity may produce human traffic bottlenecks and should be planned for; (4) a single- or two-person quiet area may be desirable to provide crew members with needed solitude during waking hours; and (5) the decision to choose a two-shift or three-shift daily cycle will have a significant impact on the design configuration and operational efficiency of the human habitat. J.P.B.

**N88-19888\*#** California Univ., Berkeley. Dept. of Architecture.

**SOCIAL FACTORS IN SPACE STATION INTERIORS**

GALEN CRANZ, ALICE EICHOLD, KLAUS HOTTES, KEVIN JONES, and LINDA WEINSTEIN *In NASA. Ames Research Center, Space Station Human Factors Research Review. Volume 3: Space Station Habitability and Function: Architectural Research* p 165-190 Oct. 1987

Avail: NTIS HC A10/MF A01 CSCL 05H

Using the example of the chair, which is often written into space station planning but which serves no non-cultural function in zero gravity, difficulties in overcoming cultural assumptions are discussed. An experimental approach is called for which would allow designers to separate cultural assumptions from logistic, social and psychological necessities. Simulations, systematic doubt and monitored brainstorming are recommended as part of basic research so that the designer will approach the problems of space module design with a complete program. J.P.B.

**N88-19917#** European Space Agency. European Space Research and Technology Center, ESTEC, Noordwijk (Netherlands).

**ASPECTS OF BIOGENERATIVE LIFE SUPPORT SYSTEMS**

P. SCHILLER and N. BOUGHAROUAT *In its Proceedings of the 3rd European Symposium on Life Sciences Research in Space* p 125-128 Dec. 1987

Avail: NTIS HC A15/MF A01

A concept for a life support package for biological experiments in space was developed. This approach allows the study of the problems of bioregenerative life support at laboratory oriented size and level. Nevertheless the basic technology is very similar to a man oriented system and allows scaling up. Technologies required and studied for such a small scale system like water cleaning and recovery, stable cultivation conditions, system control, contamination recovery, extraction of edible substances, and the oxygen/carbon dioxide cycle are common to all the systems. The system consists of culture vessel with illumination gas exchanger; cell harvester/medium separator; maltose separator; waste absorber; control and monitoring system; sterilizing system; and spare culture storage. ESA

**N88-19934#** Deutsche Forschungs- und Versuchsanstalt fuer Luft- und Raumfahrt, Cologne (West Germany). Inst. for Aerospace Medicine.

**RADIATION PROBLEMS IN MANNED SPACE FLIGHT WITH A VIEW TO THE SPACE STATION**

G. REITZ, H. BUECKER, and R. FACIUS *In ESA. Proceedings of the 3rd European Symposium on Life Sciences Research in Space* p 209-214 Dec. 1987

Avail: NTIS HC A15/MF A01

Gaps in knowledge and abilities which must be closed for an effective and economic realization of a space radiation protection concept are discussed. This includes the accurate determination of the components of the complex field of cosmic ionizing radiation, the proper evaluation of the biological importance of its densely ionizing component and of the depth dose distribution of the less penetrating component, the establishment of adequate radiation protection standards and of a system of dosimetric surveillance, as well as studies into the possibilities to harden selectively the Space Station or parts of it against components of cosmic radiation. ESA

**N88-19970#** Joint Publications Research Service, Arlington, Va. **HUMAN FACTOR IN ENGINEERING WORK Abstract Only**

EMILIYA SERGEYEVICH CHUGUNOVA *In its USSR Report: Life Sciences. Biomedical and Behavioral Sciences* p 22 27 Apr. 1987 Transl. into ENGLISH from Nauka i Tekhnika (Riga, USSR), no. 10, Oct. 1986 p 8-10

Avail: NTIS HC A05/MF A01

Methods developed to predict the probable success of a person in engineering work are discussed. The method emphasizes the development of generalized models of an engineer. Such models accurately predict a person's capacity to become a successful engineer. These models differ significantly for men and women. Some of the differences in qualifications of males and females as future engineers are discussed and a sample personality sketch for a successful male and female engineer is presented. Author

**N88-20004#** Joint Food and Agriculture Organization - International Atomic Energy Agency, Vienna (Austria). Div. of Isotope and Radiation Applications of Atomic Energy for Food and Agricultural Development.

**FOOD IRRADIATION NEWSLETTER, VOL. 11, NO. 1**

Apr. 1987 51 p

(DE88-700808; INIS-MF-11059-VOL-11-NO-1) Avail: NTIS (US Sales Only) HC A04/MF A01

This issue reports a number of activities which took place during the second half of 1986 and early 1987: In Point of Fact -- Food Irradiation was published in February 1987; Twenty-five participants joined the FAO/IAEA Study Tour on Radiation Disinfestation of Grain which visited the Netherlands, Hungary and the USSR from 18 August to 5 September 1986; An IFFIT training course was

held in 1986; Report of the results of feeding trials of irradiated food in human volunteers in the People's Republic of China; An up-dated list of clearances of irradiated foods in different countries. DOE

**N88-20005\*#** Alabama Univ., Huntsville. Dept. of Psychology. **OMV MAN/SYSTEM SIMULATION INTEGRATION: A PRELIMINARY ANALYSIS AND RECOMMENDATION Final Report**

JON G. ROGERS 11 Apr. 1988 50 p

(Contract NAG8-546)

(NASA-CR-182602; NAS 1.26:182602) Avail: NTIS HC A03/MF A01 CSCL 05H

The Orbital Maneuvering Vehicle (OMV) presents a series of challenges to the human operator. Some are unique to the OMV system itself, and are largely due to remote control versus control from the cockpit. Other challenges are not necessarily unique to the OMV, but are characteristic of many man-machine space flight systems. All of these challenges affect the operator's ability to perform his portion of the mission, and could lead to human error which might jeopardize the vehicle, mission, or both. It is imperative to make every effort to design the control and displays to facilitate the operator's task. The experimental program should address the perceptual, mediational, and motor dimensions of operator performance. With this in mind, a literature review with relevant design considerations was initiated, and a comprehensive outline of control/display parameters were developed. Out of this, a series of questions not answered in the literature was derived which can be converted into experimental protocols for the simulation program. A major task of the aircraft pilot as well as the OMV operator is prediction. Certain display principles have proved to enhance the pilot's ability to predict. A brief examination of some of these principles in relationship to OMV may be useful. B.G.

**N88-20006\*#** Texas A&M Univ., College Station. **REGENERATIVE LIFE SUPPORT SYSTEM RESEARCH Progress Report, Sep. 1987 - Mar. 1988**

Mar. 1988 326 p

(Contract NAG9-253)

(NASA-CR-182606; NAS 1.26:182606; SRC-4-5873-2) Avail: NTIS HC A15/MF A01 CSCL 06K

Sections on modeling, experimental activities during the grant period, and topics under consideration for the future are contained. The sessions contain discussions of: four concurrent modeling approaches that were being integrated near the end of the period (knowledge-based modeling support infrastructure and data base management, object-oriented steady state simulations for three concepts, steady state mass-balance engineering tradeoff studies, and object-oriented time-step, quasidynamic simulations of generic concepts); interdisciplinary research activities, beginning with a discussion of RECON lab development and use, and followed with discussions of waste processing research, algae studies and subsystem modeling, low pressure growth testing of plants, subsystem modeling of plants, control of plant growth using lighting and CO<sub>2</sub> supply as variables, search for and development of lunar soil simulants, preliminary design parameters for a lunar base life support system, and research considerations for food processing in space; and appendix materials, including a discussion of the CELSS Conference, detailed analytical equations for mass-balance modeling, plant modeling equations, and parametric data on existing life support systems for use in modeling. Author

**N88-20007#** Army Research Inst. of Environmental Medicine, Natick, Mass.

**PERSPECTIVES IN MICROCLIMATE COOLING INVOLVING PROTECTIVE CLOTHING IN HOT ENVIRONMENTS**

KAREN L. SPECKMAN, ANNE E. ALLAN, MICHAEL N. SAWKA, ANDREW J. YOUNG, and STEPHEN R. MUZA Sep. 1987 73 p (AD-A188370) Avail: NTIS HC A04/MF A01 CSCL 05H

The effectiveness of microclimate cooling systems in alleviating the thermal burden imposed upon soldiers by the wearing of chemical protective clothing under varying environmental conditions

has been examined in a series of studies conducted by the U.S. Army Research Institute of Environmental Medicine on the copper manikin, in the climatic chambers and in the field. Liquid-cooled undergarments (LCU) and air-cooled vests (ACV) were tested under environmental conditions from 29 C, 85 percent rh to 52 C, 25 percent rh. These parameters were chosen to stimulate conditions which may be encountered in either armored vehicles, or in desert or tropic climates. We have reviewed seven studies using LCU (including two ice-cooled vests) and six studies using ACV. LXU tests investigated the effect on cooling when the proportion of total skin surface covered by the LCU was varied. ACV tests examined the effects on cooling during different combinations of air temperature, humidity and air flow rates. Additionally, these combinations were tested at low and moderate metabolic rates. The findings from these LCU and ACV studies demonstrate that: (1) cooling can be increased with a greater body surface coverage by a LCU, and (2) evaporative cooling with an ACV is enhanced at low metabolic rates with optimal combinations of air flow rates and dry bulb/dew point temperatures, resulting in the extension of tolerance time. The application of these findings to industrial work situations is apparent. GRA

**N88-20008#** Naval Submarine Medical Research Lab., Groton, Conn.

**FIBROUS GLASS AEROSOLS: A LITERATURE REVIEW**

BRUCE R. LAVERTY 2 Oct. 1987 21 p  
(AD-A188420; NSMRL-SR-87-2) Avail: NTIS HC A03/MF A01  
CSCL 05H

The submarine atmospheric is a topic of interest, considering that once submerged, the craft relies on its own electrostatic precipitators (ESP's), scrubbers, and filters to create, ideally, an environment with minimal aerosolized toxic materials and other by-products. Historically, atmosphere sampling aboard nuclear submarines has shown contaminants. Other contaminants include: ozone, (major source: by-product of the ESP's); Freon, (major source: ship's refrigeration system and air conditioning plants); hydrogen, (major source: ship's batteries); carbon dioxide, (major source: human respiration); and carbon monoxide, (major source: cigarette smoking). Contaminants tested for but not found were elemental mercury, and asbestos. Considering that asbestos is no longer recommended for use, secondary to its carcinogenic and co-carcinogenic qualities, fibrous glass has become a common substitute. One use of fibrous glass aboard the Ohio class submarine is acoustic and thermal insulation around perforated ducting, which runs through many exposed, high traffic spaces, i.e., crew's berthing spaces. Although the raw fibrous glass is protected from the environment it is possible, through natural wear and tear of the housing material, that at some time the insulating material may become exposed and mechanically aerosolized. Obvious questions then are: (1) do submarine aerosols contain fiber glass, and (2) are there health hazards related to the inhalation of these fibers. This paper reviews our current knowledge as to the health hazards of exposure. GRA

**N88-20009#** Human Engineering Labs., Aberdeen Proving Ground, Md.

**USER PERCEPTIONS OF SIDE-ARM FLIGHT CONTROL IN ROTARY-WING AIRCRAFT Final Report**

JOHN K. SCHMIDT, PAUL E. ELLIOTT, and WILLIAM B. DEBELLIS Oct. 1987 26 p  
(AD-A188519; HEL-TN-7-87) Avail: NTIS HC A03/MF A01  
CSCL 01D

It is anticipated that conventional primary flight controls will be replaced by side-arm devices in future rotary-wing aircraft. Side-arm controls are projected to have certain ergonomic advantages that will greatly enhance a helicopter pilot's mission capability. Several studies have been conducted to test their feasibility, their handling qualities, and the optimal configuration, but little work has been done to anticipate what human factors implications side-arm controls will have once integrated into the cockpit. Sixteen scout and attack helicopter pilots were interviewed regarding side-arm primary flight controls. Interviewee responses reflected some new as well as already identified problem areas. The authors suggest

that these issues be addressed before actual implementation is made. GRA

**N88-20010#** Illinois Univ., Urbana. Dept. of Psychology.  
**VISUAL DISPLAY REPRESENTATION OF MULTIDIMENSIONAL SYSTEMS: THE EFFECT OF INFORMATION CORRELATION AND DISPLAY INTEGRALITY Interim Report, Mar. 1985 - Mar. 1986**

ELIZABETH J. CASEY and CHRISTOPHER D. WICKENS Dec. 1987 40 p  
(Contract MDA903-83-K-0255; DA PROJ. 201-61102-B-74-F)  
(AD-A188655; ARI-RN-87-80) Avail: NTIS HC A03/MF A01  
CSCL 23B

This research note provides data on the use of object and schematic face displays to present dynamic multivariate system information. Twelve subjects detected and diagnosed failures in a system whose variables were intercorrelated. Three visual analog displays (a bar graph display, a pentagon, and a schematic face display) represented the system. These displays differed in the degree of integrality of their component features. Detection performance yielded a speed/accuracy tradeoff with little evidence of superiority for any of the displays. Diagnostic performance showed a superiority for the more separable display, however. This superiority was attributed to the fact that diagnosis required subjects to focus attention directly on a single attribute, a focussing that benefited from a display which separated the attributes from one another. The results of the study are discussed in a broader context of other studies which looked at the proximity of information. The data also demonstrated the promise of the schematic face display as a means of displaying dynamic system information. GRA

**N88-20186#** McDonnell-Douglas Helicopter Co., Mesa, Ariz. Engineering and Training Simulation.

**REDUCING ROTARY WING AIRCRAFT DEVELOPMENT TIME/COST THROUGH THE USE OF SIMULATION**

S. RAMACHANDRAN, W. E. RICHESON, and D. C. BORGMAN  
In AGARD. Flight Vehicle Development Time and Cost Reduction  
8 p Sep. 1987  
Avail: NTIS HC A14/MF A01

Advances in simulation technology have made man-in-the-loop simulation highly capable, desirable and affordable for rotorcraft design and development. Since the use of simulation as a design tool is relatively new to the helicopter industry, the U.S. Army/McDonnell Douglas Helicopter Company AH-64A (Apache) is used as an example to evaluate the potential cost and time savings realizable through the use of simulation. It is shown that a modern full mission engineering simulator when used effectively could provide cost savings of several millions of dollars, and could reduce helicopter development and flight test by at least a year or two. The means to exploit the full potential of simulation during rotorcraft design, development, and test are also discussed.

Author

## SPACE BIOLOGY

Includes exobiology; planetary biology; and extraterrestrial life.

**A88-30740****APPLICATION OF TWO-STEP LASER MASS SPECTROMETRY TO COSMOGEOCHEMISTRY - DIRECT ANALYSIS OF METEORITES**

JONG HOON HAHN, RENATO ZENOBI, RICHARD N. ZARE (Stanford University, CA), and JEFFREY L. BADA (California, University, La Jolla) *Science* (ISSN 0036-8075), vol. 239, March 25, 1988, p. 1523-1525. Research supported by the University of California. refs

(Contract NSF CHE-85-05926)

Two-step laser desorption/laser multiphoton ionization mass spectrometry was used to analyze polycyclic aromatic hydrocarbons in C1, C2, and C3 carbonaceous chondrites and in some ordinary chondrites. Parent ion peaks of polycyclic aromatic hydrocarbons dominate the mass spectra at an ionization wavelength of 266 nm. The concentration of phenanthrene in the Murchison meteorite was found to be 5.0 ppm. K.K.

**A88-31476****1986 ISSOL MEETING, 5TH, BERKELEY, CA, JULY 21-25, 1986, PROCEEDINGS. PART 2**

JAMES P. FERRIS, ED. (Rensselaer Polytechnic Institute, Troy, NY) Meeting sponsored by the International Society for the Study of the Origin of Life. *Origins of Life and Evolution of the Biosphere* (ISSN 0169-6149), vol. 18, no. 1-2, 1988, 158 p. For individual items see A88-31477 to A88-31487.

This volume includes papers on the problem of the origin of life in the context of developments in biology; the system perspective of the earth and its life; new prospects for deducing the evolutionary history of metabolic pathways in prokaryotes, with aromatic biosynthesis as a case-in-point; Archaeobacterial class I and class II aldolases from extreme halophiles; the degeneracy rule of genetic code; and a critical analysis of prebiotic ribose synthesis. Additional papers are on the cybernetic origins of replication, the evolution of *E. coli* tRNA(Trp), a theoretical investigation of the role of clay edges in prebiotic peptide formation, montmorillonite as a multifunctional mineral catalyst for the prebiological formation of phosphate esters, a statistical examination of self-ordering of amino acids in proteins, and the origin of the life event. I.S.

**A88-31481****PREBIOTIC RIBOSE SYNTHESIS - A CRITICAL ANALYSIS**

ROBERT SHAPIRO (New York University, NY) (International Society for the Study of the Origin of Life, Meeting, 5th, Berkeley, CA, July 21-25, 1986) *Origins of Life and Evolution of the Biosphere* (ISSN 0169-6149), vol. 18, no. 1-2, 1988, p. 71-85. refs

This paper examines the literature which supports claims that D-ribose was readily available on the prebiotic earth. The single reaction cited in favor of prebiotic ribose synthesis is the polymerization of formaldehyde (the formose reaction) in the presence of limestone; ribose has been identified as a minor product (1 percent or less) of this reaction, but only in the presence of concentrated formaldehyde. Moreover, the complex sugar mixture produced in the formose reaction is rapidly destroyed under the reaction conditions. Finally, nitrogenous substances, if present in the prebiotic biosphere, would interfere with the formose reaction by reacting with formaldehyde, the sugar intermediates, and the sugar products in undesirable ways. It is concluded that the evidence currently available does not support the claim that ribose was synthesized on the prebiotic earth, except for brief periods of time, in low concentration, and under conditions unsuitable for nucleoside synthesis. I.S.

**A88-31484\*** Molecular Research Inst., Palo Alto, Calif.

**THEORETICAL INVESTIGATION OF THE ROLE OF CLAY EDGES IN PREBIOTIC PEPTIDE BOND FORMATION. II - STRUCTURES AND THERMODYNAMICS OF THE ACTIVATED COMPLEX SPECIES**

JACK R. COLLINS, GILDA H. LOEW, BRIAN T. LUKE (Molecular Research Institute, Palo Alto, CA), and DAVID H. WHITE (Santa Clara, University, CA) (International Society for the Study of the Origin of Life, Meeting, 5th, Berkeley, CA, July 21-25, 1986) *Origins of Life and Evolution of the Biosphere* (ISSN 0169-6149), vol. 18, no. 1-2, 1988, p. 107-119. refs

(Contract NCC2-86)

Molecular orbital calculations are used to study amino acid activation by anhydride formation in neutral phosphates and in tetrahedral silicate and aluminate sites on clay edges. The results agree with previous *ab initio* studies of Luke et al. (1984) on the reactant species. Relative heats of formation of the anhydrides indicate the extent of anhydride formation to be the greatest for Al and the least for phosphate, which is the same order as the stability of hydrolysis. I.S.

**A88-31485****MONTMORILLONITE - A MULTIFUNCTIONAL MINERAL CATALYST FOR THE PREBIOLOGICAL FORMATION OF PHOSPHATE ESTERS**

JAMES P. FERRIS, CHUN-HSIEN HUANG, and WILLIAM J. HAGAN, JR. (Rensselaer Polytechnic Institute, Troy, NY) (International Society for the Study of the Origin of Life, Meeting, 5th, Berkeley, CA, July 21-25, 1986) *Origins of Life and Evolution of the Biosphere* (ISSN 0169-6149), vol. 18, no. 1-2, 1988, p. 121-133. refs

(Contract NSF CHE-85-06377)

The possibility that montmorillonite clays may serve to bind and concentrate 3-prime-nucleotides and thus promote formation of cyclic nucleotides was explored. In the experiments, incubating (for 16-20 h) a suspension of one of a series of homoionic montmorillonites mixed with an aqueous solution of 3-prime-AMP and a cyclization-promoting agent (either diaminomaleonitrile, DAMN, or diaminosuccinonitrile, DISN. Concentrations of 3-prime-AMP, DAMN, DISN, the quantity of clay, and the presence or absence of 0.2 PIPES buffer were varied in a systematic fashion. The best yields of 2-prime-3-prime-AMP were obtained using Na(+) or Ca(2+)-montmorillonite, resulting in yields comparable with that obtained using the native clay. When a soluble metal ion was used in place of the metal-ion-montmorillonite complex, no cyclic AMP was detected, establishing the catalytic role of the clay surface in the formation of cyclic AMP. I.S.

**A88-31486****A STATISTICAL EXAMINATION OF SELF-ORDERING OF AMINO ACIDS IN PROTEINS**

RANDALL A. KOK, JOHN A. TAYLOR (Millikin University, Decatur, IL), and WALTER L. BRADLEY (Texas A & M University, College Station) (International Society for the Study of the Origin of Life, Meeting, 5th, Berkeley, CA, July 21-25, 1986) *Origins of Life and Evolution of the Biosphere* (ISSN 0169-6149), vol. 18, no. 1-2, 1988, p. 135-142. refs

Steinman and Cole (1967) have claimed that amino acids will naturally assume a nonrandom sequence when polymerized into polypeptides, basing their claim on a comparison of the frequency with which various dipeptide bonds were found to form in dilute amino acid solution with the dipeptide frequencies actually observed in several proteins. This paper examines this claim statistically by reanalyzing (for actual sequences) the ten proteins studied by Steinman and Cole plus other proteins for which all amino acid sequences are known. Actual dipeptide frequencies were determined using a computer program which was written to count the various dipeptides, once a given protein sequence was entered. Random frequencies of the various dipeptides were calculated, and experimental dipeptide frequencies were obtained from Steinman and Cole data. The chi-square tests showed no statistical correlation at all between experimental dipeptide frequencies and actual frequencies. I.S.

A88-31487

**ON THE ORIGIN OF LIFE EVENT**

F. G. MOSQUEIRA (Universidad Nacional Autonoma de Mexico, Alvaro Obregon, Mexico) (International Society for the Study of the Origin of Life, Meeting, 5th, Berkeley, CA, July 21-25, 1986) Origins of Life and Evolution of the Biosphere (ISSN 0169-6149), vol. 18, no. 1-2, 1988, p. 143-156. refs

On the assumption of a uniform sample space probability hypothesis the maximum number of polypeptides (or other kind of polymers) that could be synthesized in the prebiotic earth is estimated. Besides, on the basis of five premises that are postulated as indispensable requirements for the origin of a living system, and under the constraints of a protein-nucleic acid chemistry, it is concluded categorically that the origin of life event could not be the result of unbiased polymerization phenomena. On the contrary, biased and specific patterns of polymerization had to be an essential component in this fundamental event. Finally, several theories on the origin of life and complementary concepts, like hypercyclic organization and self-organization phenomena in dissipative structures, are discussed in the light of the conclusions arrived at in this work. Author

**N88-19929#** Deutsche Forschungs- und Versuchsanstalt fuer Luft- und Raumfahrt, Cologne (West Germany). Inst. for Aerospace Medicine.

**EUROPEAN ACTIVITIES IN EXOBIOLOGICAL RESEARCH IN SPACE**

G. HORNECK In ESA. Proceedings of the 3rd European Symposium on Life Sciences Research in Space p 185-192 Dec. 1987

Avail: NTIS HC A15/MF A01

The history of exobiology research is reviewed, and research domains and techniques are described. The relation of cosmic organic compounds to life; interplanetary or interstellar transfer of life; life as a planetary phenomenon; and the physical and chemical boundary conditions for life are considered. European exobiology missions, including exposure of biological systems to components of free space, EURECA experiments, and exploration of the planetary system are discussed. Space environment simulation experiments are mentioned. ESA

**N88-19954#** European Space Agency. European Space Research and Technology Center, ESTEC, Noordwijk (Netherlands).

**WHY LIFE SCIENCE IN SPACE? THE NEXT STEP TO GO BEYOND**

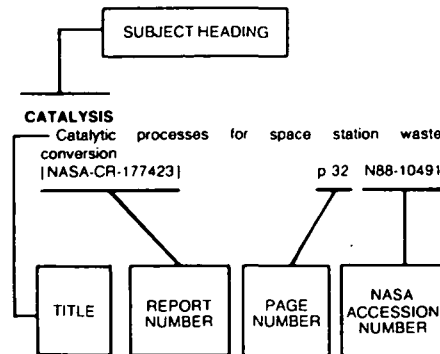
W. OCKELS In its Proceedings of the 3rd European Symposium on Life Sciences Research in Space p 315-316 Dec. 1987

Avail: NTIS HC A15/MF A01

The utility for life sciences of spaceborne research is discussed. ESA



## Typical Subject Index Listing



The subject heading is a key to the subject content of the document. The title is used to provide a description of the subject matter. When the title is insufficiently descriptive of document content, the title extension is added, separated from the title by three hyphens. The (NASA or AIAA) accession number and the page number are included in each entry to assist the user in locating the abstract in the abstract section. If applicable, a report number is also included as an aid in identifying the document. Under any one subject heading, the accession numbers are arranged in sequence with the AIAA accession numbers appearing first.

## A

### ABILITIES

- Modeling incorrect responses to multiple-choice items with multinomial formula score theory  
[AD-A187887] p 208 N88-19090
- Visual recognition training: Effectiveness of computer graphics  
[AD-A188302] p 210 N88-19997
- A comparison of the Army's Project A: Cognitive and psychomotor tests to analogous Air Force and Navy tests  
[AD-A188636] p 211 N88-20002

### ABIOTENESIS

- 1986 ISSOL Meeting, 5th, Berkeley, CA, July 21-25, 1986, Proceedings, Part 2 p 220 A88-31476
- Prebiotic ribose synthesis - A critical analysis p 220 A88-31481

Theoretical investigation of the role of clay edges in prebiotic peptide bond formation. II - Structures and thermodynamics of the activated complex species p 220 A88-31484

- A statistical examination of self-ordering of amino acids in proteins p 220 A88-31486
- On the origin of life event p 221 A88-31487

### ACCELERATION STRESSES (PHYSIOLOGY)

- A near-infrared spectrophotometric method for studying brain O<sub>2</sub> sufficiency in man during +Gz acceleration p 189 A88-29562
- Assisted positive pressure breathing for augmentation of acceleration tolerance time p 189 A88-29566
- Reflex heart rate response to variable onset +Gz p 190 A88-29570
- Liquid ventilation: New data and possible use in space medicine p 197 N88-19908

### ACCLIMATIZATION

- Medical problems related to altitude in: Human performance physiology and environmental medicine at terrestrial extremes, chapter 14 [AD-A188340] p 203 N88-19989

Acute mountain sickness at 4500 m is not altered by repeated eight-hour exposures to 3200-3550 m normobaric hypoxic equivalent [AD-A188358] p 203 N88-19990

### ACCURACY

- Effects of stress on judgement and decision making in dynamic tasks [AD-A188203] p 209 N88-19092

### ACTIVITY (BIOLOGY)

- Physiological reserves of the body p 192 A88-32048
- The activation dynamics of cardiovascular centers during variations in geomagnetic field disturbance p 207 A88-32139

### ADAPTATION

- Human adaptation to various hypercapnic conditions in relation to salivary electrolyte dynamics and renal function p 202 N88-19977

### ADENOSINES

- Role of adenosine analogs and growth hormone in waking and sleep [AD-A187897] p 193 N88-19070

### ADRENERGICS

- Effects of beta-adrenergic blockade on ventilation and gas exchange during the rest to work transition p 190 A88-29571

### AEROSOLS

- Air quality and human performance, chapter 16 [AD-A188335] p 203 N88-19988
- Fibrous glass aerosols: A literature review [AD-A188420] p 219 N88-20008

### AEROSPACE MEDICINE

- The role of preventive medicine in the future of USA space life sciences p 187 A88-29104
- Man in space: 25 years of manned space flights in the Soviet Union - Biomedical aspects p 187 A88-29105
- Physiological and medical measurements in space - The ESA Anthorack p 187 A88-29108
- The low pressure part of the circulation under micro-G p 188 A88-29116
- Air accidents, pilot experience, and disease-related inflight sudden incapacitation p 190 A88-29574
- The importance of the spine X-ray in the practice of aviation medicine p 192 A88-32050
- JPRS report: Science and technology. USSR: Life sciences [JPRS-ULS-88-001] p 195 N88-19079
- Summary of Payload Integration Plan (PIP) for Starlab-1 flight experiment, enclosure 3 [NASA-TM-89713] p 207 N88-19086
- Life science technology -- space applications p 181 N88-19900
- Liquid ventilation: New data and possible use in space medicine p 197 N88-19908
- Medilab: A project of a medical laboratory in space p 199 N88-19946
- Gastric emptying assessment by echography after a stress (rotating chair) p 199 N88-19955
- USSR report: Life sciences. Biomedical and behavioral sciences [JPRS-UBB-87-008] p 200 N88-19966
- Selected aspects of triazolam in relation to aviator performance in naval flight operations [AD-A189322] p 204 N88-19996

### AGRICULTURE

- USSR report: Life sciences. Biomedical and behavioral sciences [JPRS-UBB-87-010] p 180 N88-19889
- USSR report: Life sciences. Biomedical and behavioral sciences [JPRS-UBB-87-008] p 200 N88-19966
- Food Irradiation Newsletter, Vol. 11, No. 1 [DE88-700808] p 218 N88-20004

### AIR

- Permeability of the hematoparenchymatous oxygen barrier under variable partial oxygen pressure in inhaled air p 177 A88-30002

### AIR CONDITIONING EQUIPMENT

- Perspectives in microclimate cooling involving protective clothing in hot environments [AD-A188370] p 218 N88-20007

### AIR COOLING

- Perspectives in microclimate cooling involving protective clothing in hot environments [AD-A188370] p 218 N88-20007

### AIR DEFENSE

- Aircrew training devices: Utility and utilization of advanced instructional features, phase 4 [AD-A188418] p 210 N88-20000

### AIR FLOW

- Perspectives in microclimate cooling involving protective clothing in hot environments [AD-A188370] p 218 N88-20007

### AIR POLLUTION

- Air quality and human performance, chapter 16 [AD-A188335] p 203 N88-19988

### AIR QUALITY

- Air quality and human performance, chapter 16 [AD-A188335] p 203 N88-19988

### AIR SAMPLING

- Fibrous glass aerosols: A literature review [AD-A188420] p 219 N88-20008

### AIRBORNE/SPACEBORNE COMPUTERS

- Computer aided tactics for air combat p 217 N88-19559

### AIRCRAFT ACCIDENT INVESTIGATION

- Air accidents, pilot experience, and disease-related inflight sudden incapacitation p 190 A88-29574

### AIRCRAFT DESIGN

- Workload and situation awareness in future aircraft p 213 A88-32678

### AIRCRAFT MANEUVERS

- Reflex heart rate response to variable onset +Gz p 190 A88-29570

### AIRCRAFT PILOTS

- Air accidents, pilot experience, and disease-related inflight sudden incapacitation p 190 A88-29574
- Positive pressure breathing as a g-protection device - Safety concerns p 213 A88-30750
- Selected aspects of triazolam in relation to aviator performance in naval flight operations [AD-A189322] p 204 N88-19996

### ALDOLASE

- Archaeobacterial class I and class II aldolases from extreme halophiles p 178 A88-31479

### ALDOSTERONE

- Effects of anti-g suit inflation on renin and aldosterone response physical exercise p 199 N88-19944

### ALERTNESS

- The effect of altitude on tests of reaction time and alertness p 205 A88-29569

### ALGAE

- The feasibility of Chlorella as the exchanger of CO<sub>2</sub> for O<sub>2</sub> and the food resources in the Space Station p 211 A88-29136
- Ecological algal system in microgravity conditions: Preliminary results p 182 N88-19915
- Regenerative life support system research [NASA-CR-182606] p 218 N88-20006

### ALGORITHMS

- Visual integration and detection of discontinuities: The key role of intensity edges [AD-A188012] p 194 N88-19076

### ALTITUDE ACCLIMATIZATION

- Status of microcirculation in high-altitude blood loss p 201 N88-19973

### ALTITUDE SICKNESS

- Medical problems related to altitude in: Human performance physiology and environmental medicine at terrestrial extremes, chapter 14 [AD-A188340] p 203 N88-19989
- Acute mountain sickness at 4500 m is not altered by repeated eight-hour exposures to 3200-3550 m normobaric hypoxic equivalent [AD-A188358] p 203 N88-19990

### ALTITUDE TOLERANCE

- Operation Everest 2: Alterations in the immune system at high altitude [AD-A188011] p 194 N88-19075

### ALVEOLAR AIR

- Breath-by-breath measurement of alveolar gas exchange p 197 N88-19905

## ALVEOLI

- Breath-by-breath measurement of alveolar gas exchange p 197 N88-19905  
Liquid ventilation: New data and possible use in space medicine p 197 N88-19908

## AMINO ACIDS

- New prospects for deducing the evolutionary history of metabolic pathways in prokaryotes - Aromatic biosynthesis as a case-in-point p 178 A88-31478

## AMOEBA

- How does *Physarum polycephalum* perceive and use gravity? p 183 N88-19918

## AMPHIBIA

- Amphibian development in microgravity p 173 A88-29111  
Models of amphibian embryonic development and their predictions for development at microgravity p 176 A88-29133

## ANALOG DATA

- Visual display representation of multidimensional systems: The effect of information correlation and display integrality [AD-A188655] p 219 N88-20010

## ANEMIAS

- Hemolysis in runners as evidenced by low serum haptoglobin: Implications for preflight monitoring of astronauts [NASA-TM-100304] p 192 N88-19067

## ANIMALS

- Animal research on the Space Station p 186 N88-19964  
A neuronal model of classical conditioning [AD-A188378] p 210 N88-19999

## ANTIBIOTICS

- Antibiotic activity in space, results and hypothesis p 185 N88-19952

## ANTICONVULSANTS

- Carbamates, atropine, and diazepam: Effects on performance in the running rat [AD-A188009] p 179 N88-19062

## APPROACH CONTROL

- Space vehicle approach velocity judgments under simulated visual space conditions [NASA-TM-89437] p 209 N88-19094

## APTITUDE

- A comparison of the Army's Project A: Cognitive and psychomotor tests to analogous Air Force and Navy tests [AD-A188636] p 211 N88-20002

## ARCHAEBACTERIA

- Archaeobacterial class I and class II aldolases from extreme halophiles p 178 A88-31479

## ARCHITECTURE

- Space Station Human Factors Research Review. Volume 3: Space Station Habitability and Function: Architectural Research [NASA-CP-2426-VOL-3] p 180 N88-19883  
Space station architectural elements model study [REPT-31799] p 217 N88-19885

## ARGON LASERS

- Psychophysical, biochemical and histological studies of spectrally selective photic damage to primate retina [AD-A188115] p 179 N88-19063

## ARTIFICIAL INTELLIGENCE

- Visual integration and detection of discontinuities: The key role of intensity edges [AD-A188012] p 194 N88-19076  
Research in knowledge representation for natural language communication and planning assistance [AD-A187355] p 208 N88-19087  
Effects of stress on judgement and decision making in dynamic tasks [AD-A188203] p 209 N88-19092  
Mobile robot activity model for autonomous free flying platforms p 214 N88-19507

## ASTRONAUT PERFORMANCE

- Quantification of reaction time and time perception during Space Shuttle operations p 205 A88-29565  
Implications of shiftwork in space for human physiology experiments p 198 N88-19942  
Hypnosis: Possible applications for cosmonauts p 209 N88-19984

## ASTRONAUTS

- Speculations on depletion of the red cell mass in astronauts, and on space sickness p 189 A88-29174  
Assessment of intercompartment fluid shifts by blood densitometry in astronauts p 200 N88-19958  
Studies of the vestibulo-ocular reflex on STS 4, 5 and 6 [NASA-TM-100461] p 203 N88-19987

## ATHLETES

- Reactions of the cardiovascular system to static load in athletes and in untrained subjects p 191 A88-32016

## ATROPHY

- Effects of head-down tilt suspension on mass and enzymatic profiles in various types of muscles p 174 A88-29119

## ATROPINE

- Carbamates, atropine, and diazepam: Effects on performance in the running rat [AD-A188009] p 179 N88-19062

## ATTACKING (ASSAULTING)

- Computer aided tactics for air combat p 217 N88-19559

## ATTENTION

- Visual evoked potentials [AD-A187942] p 193 N88-19071  
Two attentional models of classical conditioning: Variations in CS effectiveness revisited [AD-A187697] p 208 N88-19088

## ATTITUDE (INCLINATION)

- Ventilatory and gas exchange dynamics in response to head-down tilt with and without venous occlusion p 190 A88-29568

## AUDITORY STIMULI

- Individual and topological characteristics of auditory response to an acoustic stimulus as determined from mean evoked potentials in the cortex of healthy subjects p 207 A88-32134

## AUTOMATION

- Technology requirements for telerobotic satellite servicing in space p 216 N88-19536

## AUTONOMIC NERVOUS SYSTEM

- Direct interaction between autonomic nerves and the immune system [AD-A188576] p 204 N88-19991

## B

## BACTERIA

- DNA damage and mutation induced by a health lamp-light (UVB) in *Escherichia coli* p 175 A88-29130  
Antibiotic activity in space, results and hypothesis p 185 N88-19952

## BALLISTOCARDIOGRAPHY

- Ballistocardiography in weightlessness research p 195 N88-19080

## BARANY CHAIR

- Gastric emptying assessment by echography after a stress (rotating chair) p 199 N88-19955

## BED REST

- Regulation of calcium metabolism during prolonged antihypertensive hypokinesia [NASA-TT-20219] p 196 N88-19085  
P-31 Magnetic Resonance Spectroscopy (MRS) of limb muscles during bedrest with exercise countermeasures p 183 N88-19925  
Some reflections on the standardization of bed-rest procedures for weightlessness simulation (cardiovascular and endocrine aspects) p 200 N88-19961

## BEHAVIOR

- Experiments concerning gravisensitivity of protozoa p 185 N88-19949

## BIOACOUSTICS

- Individual and topological characteristics of auditory response to an acoustic stimulus as determined from mean evoked potentials in the cortex of healthy subjects p 207 A88-32134

## BIOASTRONAUTICS

- Speculations on depletion of the red cell mass in astronauts, and on space sickness p 189 A88-29174  
Lung function in simulated microgravity p 197 N88-19907

## BIOCHEMISTRY

- Biophysical and biochemical mechanisms for long-term adaptive modifications of a molluscan visual-vestibular network p 175 A88-29128  
1986 ISSOL Meeting, 5th, Berkeley, CA, July 21-25, 1986, Proceedings. Part 2 p 220 A88-31476  
Cybernetic origins of replication p 178 A88-31482  
A statistical examination of self-ordering of amino acids in proteins p 220 A88-31486  
On the origin of life event p 221 A88-31487  
USSR report: Life sciences. Biomedical and behavioral sciences [JPRS-UBB-87-010] p 180 N88-19889  
Survival under space vacuum: Biochemical aspects p 184 N88-19930  
USSR report: Life sciences. Biomedical and behavioral sciences [JPRS-UBB-87-008] p 200 N88-19966

## BIODYNAMICS

- Facility effects of voluntary movements on vestibulomotor reaction p 202 N88-19976

## BIOELECTRICITY

- Critical phenomena and electromagnetic effects in biological membranes [AD-A188156] p 179 N88-19064

- Changes in blood conductivity during immersion p 200 N88-19969

- Brain activity during tactical decision-making. Part 2: Probe-evoked potentials and workload [AD-A188688] p 204 N88-19994

## BIOLOGICAL EFFECTS

- Biological effects of radiation during space flight p 173 A88-29109  
Survival under space vacuum: Biochemical aspects p 184 N88-19930  
Cellular effects of heavy ions: Experimental results and theoretical approaches --- space radiation p 184 N88-19933  
Radiation problems in manned space flight with a view to the Space Station p 218 N88-19934  
Effects of cosmic heavy ion radiation and space microgravity on plant systems p 184 N88-19936  
Organs and tissues regeneration in amphibia under the space flight conditions p 185 N88-19951  
Biorack experiments in Spacelab D-1 and TML-1: Further developments in gravitational biology p 185 N88-19953

- Nitrogen's biological effect on oxygen transport through hematoepithelial barrier p 200 N88-19967  
Effects of whole-body irradiation with low-intensity microwaves on morphological, functional and cytochemical characteristics of leukocytes p 201 N88-19971

## BIOLOGICAL EVOLUTION

- Cybernetic origins of replication p 178 A88-31482  
Evolution of *E. coli* tRNA(Trp) p 178 A88-31483  
On the origin of life event p 221 A88-31487

## BIOLOGICAL MODELS (MATHEMATICS)

- Efficiency of a model human image code p 206 A88-29746

## BIOMEDICAL DATA

- Man in space: 25 years of manned space flights in the Soviet Union - Biomedical aspects p 187 A88-29105  
USSR report: Life sciences. Biomedical and behavioral sciences [JPRS-UBB-87-010] p 180 N88-19889

## BIOMETRICS

- Air quality and human performance, chapter 16 [AD-A188335] p 203 N88-19988

## BIOPHYSICS

- Biophysical and biochemical mechanisms for long-term adaptive modifications of a molluscan visual-vestibular network p 175 A88-29128  
Critical phenomena and electromagnetic effects in biological membranes [AD-A188156] p 179 N88-19064  
USSR report: Life sciences. Biomedical and behavioral sciences [JPRS-UBB-87-008] p 200 N88-19966

## BIOPROCESSING

- Cell cultures in space: From basic research to biotechnology 2 p 185 N88-19948

## BIOREACTORS

- Aspects of bioregenerative life support systems p 218 N88-19917

## BIOSYNTHESIS

- New prospects for deducing the evolutionary history of metabolic pathways in prokaryotes - Aromatic biosynthesis as a case-in-point p 178 A88-31478  
Prebiotic ribose synthesis - A critical analysis p 220 A88-31481

## BIOTECHNOLOGY

- Cell cultures in space - From basic research to biotechnology p 176 A88-29131  
USSR report: Life sciences. Biomedical and behavioral sciences [JPRS-UBB-87-010] p 180 N88-19889  
BIOTEX, a project for biotechnological basic experiments under microgravity --- Spacelab p 181 N88-19899  
Cell cultures in space: From basic research to biotechnology 2 p 185 N88-19948  
USSR report: Life sciences. Biomedical and behavioral sciences [JPRS-UBB-87-008] p 200 N88-19966  
JPRS report: Science and technology. USSR: Life sciences [JPRS-ULS-88-002] p 203 N88-19982

## BLOOD CIRCULATION

- The low pressure part of the circulation under micro-G p 188 A88-29116  
Applications of a mass spectrometer-computer system to the study of gravitational effects on respiration, circulation and metabolism p 188 A88-29121  
Changes in blood circulation after two-percent water load p 192 A88-32135  
Response of coronary blood flow to step changes in plasma protein concentration in the isolated rat heart p 180 N88-19892  
Load and control of the cardiocirculatory system in weightlessness p 198 N88-19922

Neuro-reflex mechanisms of circulation regulation in simulated microgravity p 183 N88-19923

Physiological reactions upon controlled changes of blood distribution in humans p 198 N88-19924

Nitrogen's biological effect on oxygen transport through hematoepithelial barrier p 200 N88-19967

Status of microcirculation in high-altitude blood loss p 201 N88-19973

Effects of intense, time-constrained mental effort on hemodynamics and cardiovascular function p 201 N88-19975

**BLOOD COAGULATION**

Effect of acute hypoxic hypoxia on the immune system, homeostasis, and the acid-base status of blood p 192 A88-32136

Changes in hemostasis system of animals under conditions of granulocytopenia inhibition under effect of decreased barometric pressure p 180 N88-19890

**BLOOD FLOW**

Vasoconstriction in the hand heated locally - A mechanism for reducing heat transportation into the body from hot contact objects p 188 A88-29120

Quantitative study of morphology of aggregation of red cells in patients' blood and in the reconstituted suspensions p 188 A88-29172

Assessment of intercompartment fluid shifts by blood densitometry in astronauts p 200 N88-19958

**BLOOD PLASMA**

Response of coronary blood flow to step changes in plasma protein concentration in the isolated rat heart p 180 N88-19892

Assessment of intercompartment fluid shifts by blood densitometry in astronauts p 200 N88-19958

Changes in blood conductivity during immersion p 200 N88-19969

**BLOOD PRESSURE**

Changes in blood circulation after two-percent water load p 192 A88-32135

**BLOOD VOLUME**

Reactions of the cardiovascular system to static load in athletes and in untrained subjects p 191 A88-32016

Is ANF implied in the night attenuated renal response to central hypervolemia? p 199 N88-19945

**BODY FLUIDS**

Control of body fluid metabolism under unusual environments p 188 A88-29117

Precapillary and postcapillary resistance and transcapillary fluid exchange in the intestine under the effects of hypoxic and hypothermic stimuli on the organism p 178 A88-32014

Fluid volume changes in astronauts: How they fit our understanding of physiology p 197 N88-19919

Estimation of body fluid shift by electrical impedance in various postures p 199 N88-19956

**BODY SIZE (BIOLOGY)**

Leg size and muscle functions associated with leg compliance p 191 A88-30408

**BODY TEMPERATURE**

Vasoconstriction in the hand heated locally - A mechanism for reducing heat transportation into the body from hot contact objects p 188 A88-29120

Vestibular response to caloric stimulation during orbital flight p 198 N88-19939

**BONE DEMINERALIZATION**

Disuse condition stimulates bone resorption in organ culture p 183 N88-19926

**BONE MINERAL CONTENT**

Disuse condition stimulates bone resorption in organ culture p 183 N88-19926

An in vitro model system to study the effect of microgravity and loading conditions on the mineralization and resorption of skeletal tissues p 183 N88-19927

**BOTANY**

Ecobiology and botany facilities for EURECA p 181 N88-19898

**BRAIN**

Behavior and brain activity of carp during parabolic-flight low gravity p 174 A88-29122

Altered states of consciousness in healthy humans (The definition of the issues and the prospects of studies) p 207 A88-32137

Center for nonlinear dynamics of the brain [AD-A187245] p 193 N88-19068

Effects of intense, time-constrained mental effort on hemodynamics and cardiovascular function p 201 N88-19975

Protection from stress p 202 N88-19978

Risk of hypertension and functional cerebral laterality in oil expedition works in far north p 202 N88-19980

Brain activity during tactical decision-making. Part 2: Probe-evoked potentials and workload [AD-A188688] p 204 N88-19994

Neurocognitive predictions of performance [AD-A188323] p 210 N88-19998

**BRAIN CIRCULATION**

A near-infrared spectrophotometric method for studying brain O<sub>2</sub> sufficiency in man during +Gz acceleration p 189 A88-29562

The status of the cerebral hemodynamics of pilots undergoing orthostatic tests p 190 A88-29889

**BRAIN DAMAGE**

Neuropeptides in experimental head injury [AD-A188067] p 194 N88-19077

**BREADBOARD MODELS**

Integration, design, and construction of a CELSS breadboard facility for bioregenerative life support system research p 212 A88-29143

The development of an improved research animal holding facility - Trace contaminants/odors experiments with a functional model p 212 A88-29147

**BREATHING**

Permeability of the hematoepithelial oxygen barrier under variable partial oxygen pressure in inhaled air p 177 A88-30002

**BREATHING APPARATUS**

Acute mountain sickness at 4500 m is not altered by repeated eight-hour exposures to 3200-3550 m normobaric hypoxic equivalent [AD-A188358] p 203 N88-19990

**BRIGHTNESS DISCRIMINATION**

Laser flash effects on chromatic discrimination in monkeys [AD-A187703] p 179 N88-19061

C

**CALCIUM METABOLISM**

Regulation of calcium metabolism during prolonged antihypertensive hypokinesia [NASA-TT-20219] p 196 N88-19065

**CANADIAN SPACE PROGRAM**

Multi-axis control of telemanipulators p 217 N88-19539

**CAPILLARY FLOW**

Precapillary and postcapillary resistance and transcapillary fluid exchange in the intestine under the effects of hypoxic and hypothermic stimuli on the organism p 178 A88-32014

**CARBAMATES (TRADENAME)**

Carbamates, atropine, and diazepam: Effects on performance in the running rat [AD-A188009] p 179 N88-19062

**CARBOHYDRATES**

Manipulation of muscle glycogen concentrations using high and low carbohydrate diets and exercise [AD-A187732] p 193 N88-19069

**CARBON DIOXIDE**

Effects of breathing air containing contaminants such as CO<sub>2</sub>, CO and hydrocarbons at 1 and 5 atmospheres [PB88-132915] p 196 N88-19084

**CARBON DIOXIDE REMOVAL**

The feasibility of Chlorella as the exchanger of CO<sub>2</sub> for O<sub>2</sub> and the food resources in the Space Station p 211 A88-29136

**CARBON DIOXIDE TENSION**

Human adaptation to various hypercapnic conditions in relation to salivary electrolyte dynamics and renal function p 202 N88-19977

**CARBON MONOXIDE**

Effects of breathing air containing contaminants such as CO<sub>2</sub>, CO and hydrocarbons at 1 and 5 atmospheres [PB88-132915] p 196 N88-19084

**CARBONACEOUS CHONDRITES**

Application of two-step laser mass spectrometry to cosmochemistry - Direct analysis of meteorites p 220 A88-30740

**CARCINOGENS**

Toxic effects of man-made mineral fibers with particular reference to ceramic fibers [AD-A187949] p 193 N88-19072

**CARDIOVASCULAR SYSTEM**

Changes in the cardiac system of beta(1)-blocked hamsters under hyper-gravity p 174 A88-29113

Partial load of the cardiocirculatory system in weightlessness p 187 A88-29115

Functional and morphological characteristics of cardiovascular disorders during prolonged hyperthermia p 177 A88-30001

Reactions of the cardiovascular system to static load in athletes and in untrained subjects p 191 A88-32016

Changes in blood circulation after two-percent water load p 192 A88-32135

The activation dynamics of cardiovascular centers during variations in geomagnetic field disturbance p 207 A88-32139

Cardiovascular adaptation to zero-g during a long term flight (237 days) on board the Salyut 7 Soviet space station (1984) p 197 N88-19920

Cardiac and peripheral circulation assessment by ultrasound on 3 astronauts during two 7-day space flights (1982 Salyut-7 - 1985 STS 51G) p 197 N88-19921

Load and control of the cardiocirculatory system in weightlessness p 198 N88-19922

Renal effects of anti-gravity suit inflation in man in relation to cardiovascular and hormonal changes p 186 N88-19959

Effects of intense, time-constrained mental effort on hemodynamics and cardiovascular function p 201 N88-19975

**CATALYSTS**

Montmorillonite - A multifunctional mineral catalyst for the prebiological formation of phosphate esters p 220 A88-31485

**CATHODE RAY TUBES**

Human efficiency for visual detection of targets on CRT displays using a two-level multiple channel time history format [AD-A188419] p 210 N88-20001

**CELL DIVISION**

Gravimetry in lentil seedling roots grown in space (Spacelab D-1 mission) p 182 N88-19911

**CELLS (BIOLOGY)**

Cell cultures in space - From basic research to biotechnology p 176 A88-29131

Azolla and other small vascular floating plants as a functioning agent of nitrogen fixation in CELSS p 211 A88-29135

Effects of hypergravity on cultured mammalian cells p 176 A88-29139

Critical phenomena and electromagnetic effects in biological membranes [AD-A188156] p 179 N88-19064

Cell cultures in space: From basic research to biotechnology 2 p 185 N88-19948

Cryopreservation of isolated rat hepatocytes for future use in Spacelab experiments: Preliminary results p 185 N88-19950

**CENTRAL NERVOUS SYSTEM**

Neuropeptides in experimental head injury [AD-A188067] p 194 N88-19077

**CENTRIFUGAL FORCE**

The effect of centrifugal force on the gain and phase of the canal-ocular reflex in rabbit p 175 A88-29126

**CENTRIFUGES**

Need, utilization, and configuration of a large, multi-G centrifuge on the Space Station p 211 A88-29140

**CERAMIC FIBERS**

Toxic effects of man-made mineral fibers with particular reference to ceramic fibers [AD-A187949] p 193 N88-19072

**CEREBRAL CORTEX**

Human contrast discrimination and the threshold of cortical neurons p 206 A88-29744

**CHEMICAL EVOLUTION**

Montmorillonite - A multifunctional mineral catalyst for the prebiological formation of phosphate esters p 220 A88-31485

**CHOLINESTERASE**

Carbamates, atropine, and diazepam: Effects on performance in the running rat [AD-A188009] p 179 N88-19062

**CHRONIC CONDITIONS**

Functional and morphological characteristics of cardiovascular disorders during prolonged hyperthermia p 177 A88-30001

Changes in the activity and the conditioned reflexes of albino rats during and after chronic irradiation with microwaves p 177 A88-30006

**CIRCADIAN RHYTHMS**

Human circadian rhythms in a time-cueless environment - Effects of bright light p 188 A88-29118

Center for the study of rhythmic processes [AD-A188204] p 195 N88-19078

Implications of shiftwork in space for human physiology experiments p 198 N88-19942

Desynchronization of heart rate and breathing frequency after transmeridian flight across three time zones p 200 N88-19968

**CLAYS**

Theoretical investigation of the role of clay edges in prebiotic peptide bond formation. II - Structures and thermodynamics of the activated complex species p 220 A88-31484

**CLOSED ECOLOGICAL SYSTEMS**

Space farming in the 21st century p 177 A88-29237

Ecological algal system in microgravity conditions: Preliminary results p 182 N88-19915

Closed system physiology: Role of oxygen in the development of wheat p 182 N88-19916

Regenerative life support system research [NASA-CR-182606] p 218 N88-20006

**COCKPITS**

- Positive pressure breathing as a g-protection device - Safety concerns p 213 A88-30750
- Workload management in military cockpits - Present insights p 213 A88-32677
- Workload and situation awareness in future aircraft p 213 A88-32678
- User perceptions of side-arm flight control in rotary-wing aircraft [AD-A188519] p 219 N88-20009

**COGNITION**

- Effects of stress on judgement and decision making in dynamic tasks [AD-A188203] p 209 N88-19092
- Effects of intense, time-constrained mental effort on hemodynamics and cardiovascular function p 201 N88-19975
- Neurocognitive predictions of performance [AD-A188323] p 210 N88-19998
- A comparison of the Army's Project A: Cognitive and psychomotor tests to analogous Air Force and Navy tests [AD-A188636] p 211 N88-20002

**COLOR**

- Laser flash effects on chromatic discrimination in monkeys [AD-A187703] p 179 N88-19061

**COLOR VISION**

- Psychophysical, biochemical and histological studies of spectrally selective photic damage to primate retina [AD-A188115] p 179 N88-19063

**COLUMBUS SPACE STATION**

- On a knowledge based assisted system for highly autonomous control of experiment-manipulators in the Man-Tended Free Flyer p 214 N88-19505
- Promising concepts for ground-to-orbit experiment teleoperation --- Columbus p 215 N88-19518
- Animal research on the Space Station p 186 N88-19964

**COMBAT**

- Computer aided tactics for air combat p 217 N88-19559

**COMMAND AND CONTROL**

- Aircrew training devices: Utility and utilization of advanced instructional features, phase 4 [AD-A188418] p 210 N88-20000

**COMMERCIAL AIRCRAFT**

- First encounters of the close kind: The formation process of airline flight crews [AD-A187977] p 208 N88-19091

**COMPRESSION LOADS**

- An in vitro model system to study the effect of microgravity and loading conditions on the mineralization and resorption of skeletal tissues p 183 N88-19927

**COMPUTER AIDED TOMOGRAPHY**

- South African Association of Physicists in Medicine and Biology: 26th Annual Congress [DE88-700824] p 195 N88-19082

**COMPUTER GRAPHICS**

- Brightness contrast and character height of five flat panel computer displays [AD-A187743] p 213 N88-19096
- Visual recognition training: Effectiveness of computer graphics [AD-A188302] p 210 N88-19997

**COMPUTER PROGRAMS**

- Aircrew training devices: Utility and utilization of advanced instructional features, phase 4 [AD-A188418] p 210 N88-20000

**COMPUTER VISION**

- Visual integration and detection of discontinuities: The key role of intensity edges [AD-A188012] p 194 N88-19076

**COMPUTERIZED SIMULATION**

- A worked example of an application of the SAINT simulation program [AD-A188198] p 214 N88-19097

**CONDITIONED REFLEXES**

- Changes in the activity and the conditioned reflexes of albino rats during and after chronic irradiation with microwaves p 177 A88-30006

**CONDITIONING (LEARNING)**

- Two attentional models of classical conditioning: Variations in CS effectiveness revisited [AD-A187697] p 208 N88-19088
- A neuronal model of classical conditioning [AD-A188378] p 210 N88-19999

**CONFERENCES**

- Biological sciences in space 1986; Proceedings of the 1986 International Symposium, Nagoya, Japan, Nov. 10-12, 1986 p 173 A88-29103
- 1986 ISSOL Meeting, 5th, Berkeley, CA, July 21-25, 1986, Proceedings. Part 2 p 220 A88-31476
- Proceedings of the 3rd European Symposium on Life Sciences Research in Space [ESA-SP-271] p 181 N88-19893

**CONTRAST**

- Putting the visual system noise back in the picture p 206 A88-29745
- Visual contrast sensitivity functions obtained from untrained observers using tracking and staircase procedures [AD-A187715] p 208 N88-19089
- Brightness contrast and character height of five flat panel computer displays [AD-A187743] p 213 N88-19096

**CONTROL SYSTEMS DESIGN**

- On a knowledge based assisted system for highly autonomous control of experiment-manipulators in the Man-Tended Free Flyer p 214 N88-19505
- A knowledge-based approach for sensory-controlled assembly operations p 214 N88-19506
- Promising concepts for ground-to-orbit experiment teleoperation --- Columbus p 215 N88-19518
- Ground based supervisory and programming system for automatic experiment execution in orbit p 215 N88-19519

**CONTROLLED ATMOSPHERES**

- A concept study of a regenerable gas recycling system p 212 A88-29144
- A preliminary experimental study on the gas recycling system for CELSS p 212 A88-29145
- Fibrous glass aerosols: A literature review [AD-A188420] p 219 N88-20008

**CONTROLLERS**

- Multi-axis control of telemanipulators p 217 N88-19539

**CORN**

- Cytomorphology and ultrastructure of corn root meristem in weightlessness p 180 N88-19891

**CORONARY CIRCULATION**

- Response of coronary blood flow to step changes in plasma protein concentration in the isolated rat heart p 180 N88-19892
- Cardiac and peripheral circulation assessment by ultrasound on 3 astronauts during two 7-day space flights (1982 Salyut-7 - 1985 STS 51G) p 197 N88-19921

**COSMIC RAYS**

- Radiation problems in manned space flight with a view to the Space Station p 218 N88-19934
- Effects of cosmic heavy ion radiation and space microgravity on plant systems p 184 N88-19936

**COSMOCHEMISTRY**

- Application of two-step laser mass spectrometry to cosmochemistry - Direct analysis of meteorites p 220 A88-30740

**COSMONAUTS**

- Hypnosis: Possible applications for cosmonauts p 209 N88-19984

**COST EFFECTIVENESS**

- Reducing rotary wing aircraft development time/cost through the use of simulation p 219 N88-20186

**CRYOGENIC COOLING**

- Cryopreservation of isolated rat hepatocytes for future use in Spacelab experiments: Preliminary results p 185 N88-19950

**CUES**

- Visual integration and detection of discontinuities: The key role of intensity edges [AD-A188012] p 194 N88-19076

**CULTIVATION**

- Fertilization systems in plant culture --- for space applications p 211 A88-29132

**CYBERNETICS**

- Cybernetic origins of replication p 178 A88-31482

**CYTOLOGY**

- Cell cultures in space - From basic research to biotechnology p 176 A88-29131
- The state of the respiratory chain components of hepatocytes under the combined effects of hyperoxia and the beta-adrenoblocking agent oxidan p 177 A88-30003
- Changes in hemostasis system of animals under conditions of granulocytopenia inhibition under effect of decreased barometric pressure p 180 N88-19890
- Cytomorphology and ultrastructure of corn root meristem in weightlessness p 180 N88-19891

**D**

**DARK ADAPTATION**

- Quantum efficiency for dark-adapted human vision p 206 A88-29743
- Mechanisms of early light and dark adaptations p 201 N88-19972

**DATA BASE MANAGEMENT SYSTEMS**

- Regenerative life support system research [NASA-CR-182606] p 218 N88-20006

**DATA BASES**

- Application of ARIADNE: A data bank-based information system for human physiology research --- Spacelab Anthorack p 186 N88-19982

**DECELERATION**

- Liquid ventilation: New data and possible use in space medicine p 197 N88-19908

**DECISION MAKING**

- Modeling incorrect responses to multiple-choice items with multilinear formula score theory [AD-A187887] p 208 N88-19090
- Effects of stress on judgement and decision making in dynamic tasks [AD-A188203] p 209 N88-19092
- When decision aids fail [AD-A187531] p 213 N88-19095
- Computer aided tactics for air combat p 217 N88-19559
- Brain activity during tactical decision-making. Part 2: Probe-evoked potentials and workload [AD-A188688] p 204 N88-19994

**DECISION THEORY**

- Modeling incorrect responses to multiple-choice items with multilinear formula score theory [AD-A187887] p 208 N88-19090

**DEHYDRATION**

- Medical problems related to altitude in: Human performance physiology and environmental medicine at terrestrial extremes, chapter 14 [AD-A188340] p 203 N88-19989

**DENSITY MEASUREMENT**

- Assessment of intercompartment fluid shifts by blood densitometry in astronauts p 200 N88-19958

**DEOXYRIBONUCLEIC ACID**

- DNA damage and mutation induced by a health lamp-light (UVB) in Escherichia coli p 175 A88-29130
- Ultraviolet (180 to 300 nm) action spectra for inactivation and DNA photoproduct formation of Bacillus subtilis spores under ultrahigh vacuum p 184 N88-19931

**DESIGN ANALYSIS**

- High altitude-low profile positive pressure breathing (HA/LP-PPB) oxygen mask assembly p 213 A88-30748
- Regenerative life support system research [NASA-CR-182606] p 218 N88-20006

**DESYNCHRONIZATION (BIOLOGY)**

- Desynchronization of heart rate and breathing frequency after transmeridional flight across three time zones p 200 N88-19968
- Risk of hypertension and functional cerebral laterality in oil expedition works in far north p 202 N88-19980

**DETACHMENT**

- Dissociation of performance and subjective measures of workload p 205 A88-29401

**DETECTION**

- Visual integration and detection of discontinuities: The key role of intensity edges [AD-A188012] p 194 N88-19076

**DIABETES MELLITUS**

- First haemorrhological experiment on NASA Space Shuttle 'Discovery' STS 51-C - Aggregation of red cells p 189 A88-29173

**DIETS**

- Manipulation of muscle glycogen concentrations using high and low carbohydrate diets and exercise [AD-A187732] p 193 N88-19069

**DISCONTINUITY**

- Visual integration and detection of discontinuities: The key role of intensity edges [AD-A188012] p 194 N88-19076

**DISPLAY DEVICES**

- Display proximity in multicue information integration - The benefits of boxes p 205 A88-29400
- Brain activity during tactical decision-making. Part 2: Probe-evoked potentials and workload [AD-A188688] p 204 N88-19994
- Human efficiency for visual detection of targets on CRT displays using a two-level multiple channel time history format [AD-A188419] p 210 N88-20001
- OMV man/system simulation integration: A preliminary analysis and recommendation [NASA-CR-182602] p 218 N88-20005
- Visual display representation of multidimensional systems: The effect of information correlation and display integrality [AD-A188655] p 219 N88-20010

**DRUGS**

- The effect of the procedure of adeturon administration on the extent of radiation-induced damage in mice p 177 A88-30004
- On the mechanism of the antimutagenic effect of dibutyl p 177 A88-30005
- Efficiency of human workers and means to increase it p 209 N88-19986

**DYNAMIC LOADS**

The importance of the spine X-ray in the practice of aviation medicine p 192 A88-32050

**DYNAMIC MODELS**

Center for nonlinear dynamics of the brain [AD-A187245] p 193 N88-19068

**DYNAMIC RESPONSE**

Response of coronary blood flow to step changes in plasma protein concentration in the isolated rat heart p 180 N88-19892

**DYNAMICS**

Modeling of task-dependent characteristics of human operator dynamics pursuit manual tracking p 206 A88-30853

**E****EARTH (PLANET)**

On the origin of life event p 221 A88-31487

**EARTH ORBITAL ENVIRONMENTS**

Human circadian rhythms in a time-cueless environment - Effects of bright light p 188 A88-29118

**ECHOCARDIOGRAPHY**

Cardiovascular adaptation to zero-g during a long term flight (237 days) on board the Salyut 7 Soviet space station (1984) p 197 N88-19920

**ECONOMIC ANALYSIS**

An economic analysis of a multi-commodity fruit and vegetable irradiator [DE88-003425] p 214 N88-19098

**EDEMA**

Abnormal control of ventilation in high-altitude pulmonary edema p 191 A88-30410

**EDGES**

Visual integration and detection of discontinuities: The key role of intensity edges [AD-A188012] p 194 N88-19076

**EDUCATION**

Aircrew training devices: Utility and utilization of advanced instructional features, phase 4 [AD-A188418] p 210 N88-20000  
Field dependence-independence and its relationship to flight training performance [AD-A188888] p 211 N88-20003

**EFFERENT NERVOUS SYSTEMS**

Assessment of work capacity in operators by using statistical characteristics of a simple visual-motor reaction p 207 A88-32049  
Motor control in man and monkey p 179 N88-19065

**EFFICIENCY**

Efficiency of human workers and means to increase it p 209 N88-19986

**EGGS**

Effects of heavy ions on egg-developing systems p 184 N88-19935

**ELECTRIC STIMULI**

Facilitory effects of voluntary movements on vestibulomotor reaction p 202 N88-19976

**ELECTRICAL RESISTIVITY**

Changes in blood conductivity during immersion p 200 N88-19969

**ELECTROENCEPHALOGRAPHY**

Electromagnetic metrics of mental workload [AD-A188205] p 209 N88-19093  
Brain activity during tactical decision-making. Part 2: Probe-evoked potentials and workload [AD-A188688] p 204 N88-19994  
Neurocognitive predictions of performance [AD-A188323] p 210 N88-19998

**ELECTROLYTE METABOLISM**

Fluid volume changes in astronauts: How they fit our understanding of physiology p 197 N88-19919  
The influence of space flight on water-salt homeostasis in man and animals p 199 N88-19943

**ELECTROLYTES**

Human adaptation to various hypercapnic conditions in relation to salivary electrolyte dynamics and renal function p 202 N88-19977

**ELECTROMAGNETIC FIELDS**

Critical phenomena and electromagnetic effects in biological membranes [AD-A188156] p 179 N88-19064

**ELECTROMAGNETIC NOISE**

Photon noise and constant-volume operators p 206 A88-29747

**ELECTRONIC EQUIPMENT**

Workload and situation awareness in future aircraft p 213 A88-32678

**ELECTRONIC WARFARE**

Brain activity during tactical decision-making. Part 2: Probe-evoked potentials and workload [AD-A188688] p 204 N88-19994

**ELECTROPHYSIOLOGY**

Center for nonlinear dynamics of the brain [AD-A187245] p 193 N88-19068

**EMBRYOLOGY**

Models of amphibian embryonic development and their predictions for development at microgravity p 176 A88-29133  
Effects of heavy ions on egg-developing systems p 184 N88-19935

**END EFFECTORS**

The ESA/Fokker service end-effector subsystem. A robotic/man-compatible servicing approach p 214 N88-19502

**ENDOCRINOLOGY**

Endocrine responses to resistance exercise [AD-A188681] p 204 N88-19993

**ENVIRONMENT PROTECTION**

Perspectives in microclimate cooling involving protective clothing in hot environments [AD-A188370] p 218 N88-20007

**ENVIRONMENTAL CONTROL**

The development of an improved research animal holding facility - Trace contaminants/odors experiments with a functional model p 212 A88-29147

**ENVIRONMENTAL SURVEYS**

Toxic effects of man-made mineral fibers with particular reference to ceramic fibers [AD-A187949] p 193 N88-19072

**EPIDEMOLOGY**

Toxic effects of man-made mineral fibers with particular reference to ceramic fibers [AD-A187949] p 193 N88-19072  
USSR report: Life sciences. Biomedical and behavioral sciences [JPRS-U88-87-010] p 180 N88-19889

**EPINEPHRINE**

Individual functional typology of sympathoadrenal system as indicator of physiological status in adverse environments p 202 N88-19979

**ERGOMETERS**

A new isodynamically-braked arm ergometer including the demonstration of a prototype p 200 N88-19957

**ERYTHROCYTES**

Quantitative study of morphology of aggregation of red cells in patients' blood and in the reconstituted suspensions p 188 A88-29172  
First haemorheological experiment on NASA Space Shuttle 'Discovery' STS 51-C - Aggregation of red cells p 189 A88-29173  
Speculations on depletion of the red cell mass in astronauts, and on space sickness p 189 A88-29174  
Hemolysis in runners as evidenced by low serum haptoglobin: Implications for preflight monitoring of astronauts [NASA-TM-100304] p 192 N88-19067

**ESCHERICHIA**

Evolution of *E. coli* tRNA(Trp) p 178 A88-31483

**ESTERS**

Montmorillonite - A multifunctional mineral catalyst for the prebiological formation of phosphate esters p 220 A88-31485

**EUKARYOTES**

Biorack experiments in Spacelab D-1 and TML-1: Further developments in gravitational biology p 185 N88-19953

**EURECA (ESA)**

Exobiology and botany facilities for EURECA p 181 N88-19898

**EUROPEAN SPACE AGENCY**

Physiological and medical measurements in space - The ESA Anthorack p 187 A88-29108  
The European Space Agency's role in life sciences and research in space p 181 N88-19894  
Life sciences in the framework of the ESA microgravity program and future flight opportunities p 181 N88-19895

**EUROPEAN SPACE PROGRAMS**

The space life sciences research and application in Europe p 173 A88-29106  
The ESA/Fokker service end-effector subsystem. A robotic/man-compatible servicing approach p 214 N88-19502

Man-tended options for European space robotics p 217 N88-19538

The European Space Agency's role in life sciences and research in space p 181 N88-19894

Life sciences in the framework of the ESA microgravity program and future flight opportunities p 181 N88-19895

Life science technology - space applications p 181 N88-19900

European activities in exobiological research in space p 221 N88-19929

**EVOKED RESPONSE (PSYCHOPHYSIOLOGY)**

Brain activity during tactical decision-making. Part 2: Probe-evoked potentials and workload [AD-A188688] p 204 N88-19994

**EXERCISE PHYSIOLOGY**

Effects of beta-adrenergic blockade on ventilation and gas exchange during the rest to work transition p 190 A88-29571  
Influence of a 6 hr head-out water immersion on different tests of endurance performance capacity p 196 N88-19903

P-31 Magnetic Resonance Spectroscopy (MRS) of limb muscles during bedrest with exercise countermeasures p 183 N88-19925

Effects of anti-g suit inflation on renin and aldosterone response physical exercise p 199 N88-19944  
A new isodynamically-braked arm ergometer including the demonstration of a prototype p 200 N88-19957

Fish as a tool for testing fitness in space p 186 N88-19963

Endocrine responses to resistance exercise [AD-A188681] p 204 N88-19993

**EXHAUSTION**

Heat intolerance, heat exhaustion monitored - A case report p 190 A88-29572

**EXOBIOLGY**

Biological sciences in space 1986; Proceedings of the 1986 International Symposium, Nagoya, Japan, Nov. 10-12, 1986 p 173 A88-29103  
Space life sciences in Japan p 173 A88-29107  
Amphibian development in microgravity p 173 A88-29111

Fertirrigation systems in plant culture --- for space applications p 211 A88-29132

The opportunities for space biology research on the Space Station p 176 A88-29134

Need, utilization, and configuration of a large, multi-g centrifuge on the Space Station p 211 A88-29140

The inactivation of microorganisms by different heavy ions p 176 A88-29148

Genetic research in space [NASA-TT-20216] p 180 N88-19066

Exobiology and botany facilities for EURECA p 181 N88-19898

BIOTEX, a project for biotechnological basic experiments under microgravity --- Spacelab p 181 N88-19899

Life science technology --- space applications p 181 N88-19900

Plant biology in space p 182 N88-19910

Plant cell cultures in space biology studies p 182 N88-19913

The use of plant protoplasts in biotechnological space research p 182 N88-19914

Ecological algal system in microgravity conditions: Preliminary results p 182 N88-19915

Closed system physiology: Role of oxygen in the development of wheat p 182 N88-19916

Aspects of bioregenerative life support systems p 218 N88-19917

European activities in exobiological research in space p 221 N88-19929

Survival under space vacuum: Biochemical aspects p 184 N88-19930

Ultraviolet (180 to 300 nm) action spectra for inactivation and DNA photoproduct formation of *Bacillus subtilis* spores under ultrahigh vacuum p 184 N88-19931

Survival and mutation induction of dehydrated yeast cells after UV exposure p 184 N88-19932

Cellular effects of heavy ions: Experimental results and theoretical approaches --- space radiation p 184 N88-19933

Effects of heavy ions on egg-developing systems p 184 N88-19935

Medilab: A project of a medical laboratory in space p 199 N88-19946

Cell cultures in space: From basic research to biotechnology 2 p 185 N88-19948

Cytopreservation of isolated rat hepatocytes for future use in Spacelab experiments: Preliminary results p 185 N88-19950

Organs and tissues regeneration in amphibia under the space flight conditions p 185 N88-19951

Antibiotic activity in space, results and hypothesis p 185 N88-19952

Biorack experiments in Spacelab D-1 and TML-1: Further developments in gravitational biology p 185 N88-19953

Why life science in space? The next step to go beyond p 221 N88-19954

**EXPEDITIONS**

Risk of hypertension and functional cerebral laterality in oil expedition works in far north p 202 N88-19980

**EXPERIMENT DESIGN**

Promising concepts for ground-to-orbit experiment teleoperation --- Columbus p 215 N88-19518

- Ground based supervisory and programming system for automatic experiment execution in orbit p 215 N88-19519
- Life sciences research in space: The requirement for animal models p 181 N88-19909
- Implications of shiftwork in space for human physiology experiments p 198 N88-19942
- Some reflections on the standardization of bed-rest procedures for weightlessness simulation (cardiovascular and endocrine aspects) p 200 N88-19961
- Animal research on the Space Station p 186 N88-19964
- EXPERT SYSTEMS**
- On a knowledge based assisted system for highly autonomous control of experiment-manipulators in the Man-Tended Free Flyer p 214 N88-19505
- A knowledge-based approach for sensory-controlled assembly operations p 214 N88-19506
- Regenerative life support system research [NASA-CR-182606] p 218 N88-20006
- EXPOSURE**
- Medical problems related to altitude in: Human performance physiology and environmental medicine at terrestrial extremes, chapter 14 [AD-A188340] p 203 N88-19989
- EXTRATERRESTRIAL LIFE**
- European activities in exobiological research in space p 221 N88-19929
- EXTRATERRESTRIAL RADIATION**
- Biological effects of radiation during space flight p 173 A88-29109
- EXTRATERRESTRIAL RESOURCES**
- Space farming in the 21st century p 177 A88-29237
- EXTRAVEHICULAR ACTIVITY**
- EVA, the technological challenge p 216 N88-19535
- EXTROVERSION**
- Individual and typological characteristics of auditory response to an acoustic stimulus as determined from mean evoked potentials in the cortex of healthy subjects p 207 A88-32134
- EYE MOVEMENTS**
- Neck receptor stimulation in 0 and 1 g p 198 N88-19938
- Studies of the vestibulo-ocular reflex on STS 4, 5 and 6 [NASA-TM-100461] p 203 N88-19987
- F**
- FAR ULTRAVIOLET RADIATION**
- Survival and mutation induction of dehydrated yeast cells after UV exposure p 184 N88-19932
- FATIGUE (BIOLOGY)**
- Carbamates, atropine, and diazepam: Effects on performance in the running rat [AD-A188009] p 179 N88-19062
- Causes and prevention of occupational Repetition Strain Injuries (RSI) p 195 N88-19083
- Individual functional typology of sympathoadrenal system as indicator of physiological status in adverse environments p 202 N88-19979
- FEASIBILITY ANALYSIS**
- An economic analysis of a multi-commodity fruit and vegetable irradiator [DE88-003425] p 214 N88-19098
- FEEDBACK**
- Summary of Payload Integration Plan (PIP) for Starlab-1 flight experiment, enclosure 3 [NASA-TM-89713] p 207 N88-19086
- FEEDBACK CONTROL**
- Possible mechanisms of periodic breathing during sleep p 191 A88-30407
- FEALES**
- Human factor in engineering work p 218 N88-19970
- FERTILIZERS**
- Fertilization systems in plant culture -- for space applications p 211 A88-29132
- FIBROSIS**
- Toxic effects of man-made mineral fibers with particular reference to ceramic fibers [AD-A187949] p 193 N88-19072
- FIGHTER AIRCRAFT**
- Computer aided tactics for air combat p 217 N88-19559
- FINS**
- Fish as a tool for testing fitness in space p 186 N88-19963
- FISHES**
- Fish as a tool for testing fitness in space p 186 N88-19963
- FLIGHT CLOTHING**
- Heat stress evaluation of anti-exposure flight garments p 213 A88-29564

- FLIGHT CONTROL**
- User perceptions of side-arm flight control in rotary-wing aircraft [AD-A188519] p 219 N88-20009
- FLIGHT CREWS**
- First encounters of the close kind: The formation process of airline flight crews [AD-A187977] p 208 N88-19091
- Field dependence-independence and its relationship to flight training performance [AD-A188888] p 211 N88-20003
- FLIGHT INSTRUMENTS**
- Workload management in military cockpits - Present insights p 213 A88-32677
- FLIGHT OPERATIONS**
- Selected aspects of triazolam in relation to aviator performance in naval flight operations [AD-A189322] p 204 N88-19996
- FLIGHT SIMULATION**
- Assisted positive pressure breathing for augmentation of acceleration tolerance time p 189 A88-29566
- FLIGHT SIMULATORS**
- Simulator induced syndrome in Coast Guard aviators p 205 A88-29573
- Aircrew training devices: Utility and utilization of advanced instructional features, phase 4 [AD-A188418] p 210 N88-20000
- FLIGHT STRESS (BIOLOGY)**
- Brain activity during tactical decision-making. Part 2: Probe-evoked potentials and workload [AD-A188688] p 204 N88-19994
- FLIGHT TESTS**
- High altitude-low profile positive pressure breathing (HA/LP-PPB) oxygen mask assembly p 213 A88-30748
- FLIGHT TRAINING**
- Field dependence-independence and its relationship to flight training performance [AD-A188888] p 211 N88-20003
- FLOW RESISTANCE**
- Precapillary and postcapillary resistance and transcapillary fluid exchange in the intestine under the effects of hypoxic and hypothermic stimuli on the organism p 178 A88-32014
- FLOW VELOCITY**
- Perspectives in microclimate cooling involving protective clothing in hot environments [AD-A188370] p 218 N88-20007
- FOOD PROCESSING**
- An economic analysis of a multi-commodity fruit and vegetable irradiator [DE88-003425] p 214 N88-19098
- FOOD PRODUCTION (IN SPACE)**
- The feasibility of Chlorella as the exchanger of CO<sub>2</sub> for O<sub>2</sub> and the food resources in the Space Station p 211 A88-29136
- Unconventional food regeneration in space - Opportunities for microbial food production p 211 A88-29137
- Regenerative life support system research [NASA-CR-182606] p 218 N88-20006
- FROGS**
- Synopsis of the Spacelab D-1 frog statolith experiment p 185 N88-19940
- Organs and tissues regeneration in amphibia under the space flight conditions p 185 N88-19951
- FUNGI**
- Effect of gravity on the morphogenesis of organisms - The case of a cellular slime mold, Dictyostelium discoideum p 176 A88-29138
- G**
- GAS ANALYSIS**
- Breath-by-breath measurement of alveolar gas exchange p 197 N88-19905
- GAS EXCHANGE**
- The feasibility of Chlorella as the exchanger of CO<sub>2</sub> for O<sub>2</sub> and the food resources in the Space Station p 211 A88-29136
- A mass spectrometric study on gas circulation in CELSS p 212 A88-29146
- Ventilatory and gas exchange dynamics in response to head-down tilt with and without venous occlusion p 190 A88-29568
- Effects of beta-adrenergic blockade on ventilation and gas exchange during the rest to work transition p 190 A88-29571
- GAS RECOVERY**
- A concept study of a regenerable gas recycling system p 212 A88-29144
- A preliminary experimental study on the gas recycling system for CELSS p 212 A88-29145

- GENETIC CODE**
- The degeneracy rule of genetic code p 178 A88-31480
- GENETIC ENGINEERING**
- The use of plant protoplasts in biotechnological space research p 182 N88-19914
- GENETICS**
- Genetic research in space [NASA-TT-20216] p 180 N88-19066
- GEOCHEMISTRY**
- Application of two-step laser mass spectrometry to cosmochemistry - Direct analysis of meteorites p 220 A88-30740
- GEOMAGNETISM**
- The activation dynamics of cardiovascular centers during variations in geomagnetic field disturbance p 207 A88-32139
- GLASS FIBERS**
- Fibrous glass aerosols: A literature review [AD-A188420] p 219 N88-20008
- GLYCOGENS**
- Manipulation of muscle glycogen concentrations using high and low carbohydrate diets and exercise [AD-A187732] p 193 N88-19069
- GRAINS (FOOD)**
- Food Irradiation Newsletter, Vol. 11, No. 1 [DE88-700808] p 218 N88-20004
- GRAVIRECEPTORS**
- The role of graviception in classically conditioned visual responses of the marine snail *Hermisenda* p 175 A88-29129
- Graviception in lentil seedling roots grown in space (Spacelab D-1 mission) p 182 N88-19911
- How does *Physarum polycephalum* perceive and use gravity? p 183 N88-19918
- Synopsis of the Spacelab D-1 frog statolith experiment p 185 N88-19940
- Experiments concerning graviception of protozoa p 185 N88-19949
- GRAVITATION**
- Peripheral sensory processing in mammalian gravity receptors - Observations of ciliary tuft configurations p 191 A88-31022
- GRAVITATIONAL EFFECTS**
- Effects of hyper-gravity on the hemostatic activity of hamster p 174 A88-29112
- Changes in the cardiac system of beta(1)-blocked hamsters under hyper-gravity p 174 A88-29113
- Applications of a mass spectrometer-computer system to the study of gravitational effects on respiration, circulation and metabolism p 188 A88-29121
- Effect of gravity on the morphogenesis of organisms - The case of a cellular slime mold, *Dictyostelium discoideum* p 176 A88-29138
- Effects of hypergravity on cultured mammalian cells p 176 A88-29139
- Proceedings of the 3rd European Symposium on Life Sciences Research in Space [ESA-SP-271] p 181 N88-19893
- The European Space Agency's role in life sciences and research in space p 181 N88-19894
- The respiratory system under weightlessness p 181 N88-19901
- Plant biology in space p 182 N88-19910
- Cardiovascular adaptation to zero-g during a long term flight (237 days) on board the Salyut 7 Soviet space station (1984) p 197 N88-19920
- Effects of cosmic heavy ion radiation and space microgravity on plant systems p 184 N88-19936
- Experiments concerning graviception of protozoa p 185 N88-19949
- Antibiotic activity in space, results and hypothesis p 185 N88-19952
- Biorack experiments in Spacelab D-1 and TML-1: Further developments in gravitational biology p 185 N88-19953
- Why life science in space? The next step to go beyond p 221 N88-19954
- The suspended Japanese quail as an animal model for experiments related to microgravity p 186 N88-19960
- GRAVITATIONAL PHYSIOLOGY**
- ESA's facility for research in human physiology in space: Anthorack p 196 N88-19896
- The respiratory system under weightlessness p 181 N88-19901
- Respiratory parameters aboard an aircraft performing parabolic flights p 196 N88-19902
- Influence of a 6 hr head-out water immersion on different tests of endurance performance capacity p 196 N88-19903
- Second-generation respiratory monitoring system for microgravity studies in man p 197 N88-19906
- Lung function in simulated microgravity p 197 N88-19907
- Fluid volume changes in astronauts: How they fit our understanding of physiology p 197 N88-19919



- Cardiovascular adaptation to zero-g during a long term flight (237 days) on board the Salyut 7 Soviet space station (1984) p 197 N88-19920
- Cardiac and peripheral circulation assessment by ultrasound on 3 astronauts during two 7-day space flights (1982 Salyut-7 - 1985 STS 51G) p 197 N88-19921
- Load and control of the cardiocirculatory system in weightlessness p 198 N88-19922
- Neuro-reflex mechanisms of circulation regulation in simulated microgravity p 183 N88-19923
- Physiological reactions upon controlled changes of blood distribution in humans p 198 N88-19924
- P-31 Magnetic Resonance Spectroscopy (MRS) of limb muscles during bedrest with exercise countermeasures p 183 N88-19925
- Disuse condition stimulates bone resorption in organ culture p 183 N88-19926
- An in vitro model system to study the effect of microgravity and loading conditions on the mineralization and resorption of skeletal tissues p 183 N88-19927
- Vestibular integrated function and microgravity p 184 N88-19937
- Neck receptor stimulation in 0 and 1 g p 198 N88-19938
- Synopsis of the Spacelab D-1 frog statolith experiment STAREX p 185 N88-19940
- The rate of adaptation to altered g in the human centrifuge: Implications for simulations of mass-discrimination in space flight p 198 N88-19941
- Effects of anti-g suit inflation on renin and aldosterone response physical exercise p 199 N88-19944
- Medilab: A project of a medical laboratory in space p 199 N88-19946
- Experiments concerning gravisensitivity of protozoa p 185 N88-19949
- Organs and tissues regeneration in amphibia under the space flight conditions p 185 N88-19951
- A new isodynamically-braked arm ergometer including the demonstration of a prototype p 200 N88-19957
- Assessment of intercompartment fluid shifts by blood densitometry in astronauts p 200 N88-19958
- Application of ARIADNE: A data bank-based information system for human physiology research --- Spacelab Anthorack p 186 N88-19962
- GRAVITROPISM**
- Gravising in lentil seedling roots grown in space (Spacelab D-1 mission) p 182 N88-19911
- GROUND BASED CONTROL**
- Promising concepts for ground-to-orbit experiment teleoperation --- Columbus p 215 N88-19518
- Ground based supervisory and programming system for automatic experiment execution in orbit p 215 N88-19519
- A teleoperated manipulator system concept for unmanned platforms --- Columbus p 216 N88-19537
- GROUP DYNAMICS**
- First encounters of the close kind: The formation process of airline flight crews [AD-A187977] p 208 N88-19091
- H**
- HABITABILITY**
- Space station group activities habitability module study: A synopsis p 217 N88-19886
- HALOPHILES**
- Archaeobacterial class I and class II aldolases from extreme halophiles p 178 A88-31479
- HAND (ANATOMY)**
- Vasoconstriction in the hand heated locally - A mechanism for reducing heat transportation into the body from hot contact objects p 188 A88-29120
- HAZARDS**
- Toxic effects of man-made mineral fibers with particular reference to ceramic fibers [AD-A187949] p 193 N88-19072
- HEAD DOWN TILT**
- Effects of head-down tilt suspension on mass and enzymatic profiles in various types of muscles p 174 A88-29119
- Ventilatory and gas exchange dynamics in response to head-down tilt with and without venous occlusion p 190 A88-29568
- Does 7-day hindquarters unloading simulate 7 days of weightlessness exposure in rat trabecular bone? p 183 N88-19928
- Is ANF implied in the night attenuated renal response to central hypervolemia? p 199 N88-19945
- HEALTH**
- Fibrous glass aerosols: A literature review [AD-A188420] p 219 N88-20008
- HEART**
- Ballistocardiography in weightlessness research p 195 N88-19080
- Response of coronary blood flow to step changes in plasma protein concentration in the isolated rat heart p 180 N88-19892
- HEART DISEASES**
- First haemorrhological experiment on NASA Space Shuttle 'Discovery' STS 51-C - Aggregation of red cells p 189 A88-29173
- HEART RATE**
- Assisted positive pressure breathing for augmentation of acceleration tolerance time p 189 A88-29566
- Reflex heart rate response to variable onset + Gz p 190 A88-29570
- Reactions of the cardiovascular system to static load in athletes and in untrained subjects p 191 A88-32016
- Electromagnetic metrics of mental workload [AD-A188205] p 209 N88-19093
- The effect of orthostatic changes in central blood volume on the heart rate response to graded Valsalva maneuvers p 196 N88-19904
- Dysynchronization of heart rate and breathing frequency after transmeridional flight across three time zones p 200 N88-19968
- Interrelationship of heart rhythm indicators and resistance to hypoxia in Antarctic polar workers p 201 N88-19974
- HEAT**
- Gastric emptying during exercise: Effects of acute heat stress, acclimation and hypohydration [AD-A188008] p 194 N88-19073
- HEAT ACCLIMATIZATION**
- Gastric emptying during exercise: Effects of acute heat stress, acclimation and hypohydration [AD-A188008] p 194 N88-19073
- Heat acclimatization under controlled hyperthermia p 202 N88-19981
- HEAT TOLERANCE**
- Heat intolerance, heat exhaustion monitored - A case report p 190 A88-29572
- HEAT TRANSFER**
- Vasoconstriction in the hand heated locally - A mechanism for reducing heat transportation into the body from hot contact objects p 188 A88-29120
- HEAVY IONS**
- The inactivation of microorganisms by different heavy ions p 176 A88-29148
- Cellular effects of heavy ions: Experimental results and theoretical approaches --- space radiation p 184 N88-19933
- Effects of heavy ions on egg-developing systems p 184 N88-19935
- Effects of cosmic heavy ion radiation and space microgravity on plant systems p 184 N88-19936
- HEMATOLOGY**
- Changes in hemostasis system of animals under conditions of granulocytopenia inhibition under effect of decreased barometric pressure p 180 N88-19890
- HEMODYNAMIC RESPONSES**
- The status of the cerebral hemodynamics of pilots undergoing orthostatic tests p 190 A88-29889
- Functional and morphological characteristics of cardiovascular disorders during prolonged hyperthermia p 177 A88-30001
- Central hemodynamics in antiorthostatic hypokinesia and immersion models of weightlessness p 195 N88-19081
- Neuro-reflex mechanisms of circulation regulation in simulated microgravity p 183 N88-19923
- Physiological reactions upon controlled changes of blood distribution in humans p 198 N88-19924
- Is ANF implied in the night attenuated renal response to central hypervolemia? p 199 N88-19945
- HEMODYNAMICS**
- Hemodynamic and sympathoadrenal responses to altitude in humans - Effect of dexamethasone p 189 A88-29563
- Central hemodynamics in antiorthostatic hypokinesia and immersion models of weightlessness p 195 N88-19081
- Cardiovascular adaptation to zero-g during a long term flight (237 days) on board the Salyut 7 Soviet space station (1984) p 197 N88-19920
- Cardiac and peripheral circulation assessment by ultrasound on 3 astronauts during two 7-day space flights (1982 Salyut-7 - 1985 STS 51G) p 197 N88-19921
- Nitrogen's biological effect on oxygen transport through hematoparenchymal barrier p 200 N88-19967
- Effects of intense, time-constrained mental effort on hemodynamics and cardiovascular function p 201 N88-19975
- HEMOGLOBIN**
- Air quality and human performance, chapter 16 [AD-A188335] p 203 N88-19988
- HEMOSTATICS**
- Effects of hyper-gravity on the hemostatic activity of hamster p 174 A88-29112
- Changes in hemostasis system of animals under conditions of granulocytopenia inhibition under effect of decreased barometric pressure p 180 N88-19890
- HERMES MANNED SPACEPLANE**
- The Hermes robot arm, its design and verification p 215 N88-19508
- The Hermes manipulation system (HERA) simulation facility development p 216 N88-19524
- EVA, the technological challenge p 216 N88-19535
- HIGH ALTITUDE**
- Hemodynamic and sympathoadrenal responses to altitude in humans - Effect of dexamethasone p 189 A88-29563
- The effect of altitude on tests of reaction time and alertness p 205 A88-29569
- Status of microcirculation in high-altitude blood loss p 201 N88-19973
- HIGH ALTITUDE BREATHING**
- Abnormal control of ventilation in high-altitude pulmonary edema p 191 A88-30410
- Effects of breathing air containing contaminants such as CO<sub>2</sub>, CO and hydrocarbons at 1 and 5 atmospheres [PB88-132915] p 196 N88-19084
- Acute mountain sickness at 4500 m is not altered by repeated eight-hour exposures to 3200-3550 m normobaric hypoxic equivalent [AD-A188358] p 203 N88-19990
- HIGH ALTITUDE ENVIRONMENTS**
- Medical problems related to altitude in: Human performance physiology and environmental medicine at terrestrial extremes, chapter 14 [AD-A188340] p 203 N88-19989
- HIGH ALTITUDE PRESSURE**
- High altitude-low profile positive pressure breathing (HA/LP-PPB) oxygen mask assembly p 213 A88-30748
- HIGH GRAVITY ENVIRONMENTS**
- Effects of hypergravity on cultured mammalian cells p 176 A88-29139
- The rate of adaptation to altered g in the human centrifuge: Implications for simulations of mass-discrimination in space flight p 198 N88-19941
- HIGH TEMPERATURE ENVIRONMENTS**
- Heat stress evaluation of anti-exposure flight garments p 213 A88-29564
- HISTAMINES**
- Role of histamine in motion sickness and space motion sickness p 174 A88-29124
- HISTOLOGY**
- Status of microcirculation in high-altitude blood loss p 201 N88-19973
- HOMEOSTASIS**
- The influence of space flight on water-salt homeostasis in man and animals p 199 N88-19943
- Human adaptation to various hypercapnic conditions in relation to salivary electrolyte dynamics and renal function p 202 N88-19977
- HORMONE METABOLISMS**
- Is ANF implied in the night attenuated renal response to central hypervolemia? p 199 N88-19945
- Renal effects of anti-gravity suit inflation in man in relation to cardiovascular and hormonal changes p 186 N88-19959
- HORMONES**
- Endocrine responses to resistance exercise [AD-A188681] p 204 N88-19993
- HUMAN BEINGS**
- Critical phenomena and electromagnetic effects in biological membranes [AD-A188156] p 179 N88-19064
- Motor control in man and monkey p 179 N88-19065
- Motion sickness: A study of its effects on human physiology [AD-A188821] p 204 N88-19995
- HUMAN CENTRIFUGES**
- The rate of adaptation to altered g in the human centrifuge: Implications for simulations of mass-discrimination in space flight p 198 N88-19941
- HUMAN FACTORS ENGINEERING**
- Modeling of task-dependent characteristics of human operator dynamics pursuit manual tracking p 206 A88-30853
- A worked example of an application of the SAINT simulation program [AD-A188198] p 214 N88-19097
- Space Station Human Factors Research Review. Volume 3: Space Station Habitability and Function: Architectural Research [NASA-CP-2426-VOL-3] p 180 N88-19883
- Space station architectural elements model study. Space station human factors research review p 217 N88-19884
- Space station group activities habitability module study. A synopsis p 217 N88-19886

- Social factors in space station interiors p 217 N88-19888
- Human factor in engineering work p 218 N88-19970
- JPRS report: Science and technology. USSR: Life sciences [JPRS-ULS-88-002] p 203 N88-19982
- User perceptions of side-arm flight control in rotary-wing aircraft [AD-A188519] p 219 N88-20009
- HUMAN PATHOLOGY**
- Heat intolerance, heat exhaustion monitored - A case report p 190 A88-29572
- Air accidents, pilot experience, and disease-related inflight sudden incapacitation p 190 A88-29574
- HUMAN PERFORMANCE**
- Human circadian rhythms in a time-cueless environment - Effects of bright light p 188 A88-29118
- The effects of target wavelength on dynamic visual acuity under photopic and scotopic viewing p 205 A88-29399
- Display proximity in multicue information integration - The benefits of boxes p 205 A88-29400
- Dissociation of performance and subjective measures of workload p 205 A88-29401
- Reactions of the cardiovascular system to static load in athletes and in untrained subjects p 191 A88-32016
- Development of a coping strategies questionnaire to assess endurance performance [AD-A188010] p 194 A88-19074
- Influence of a 6 hr head-out water immersion on different tests of endurance performance capacity p 196 A88-19903
- JPRS report: Science and technology. USSR: Life sciences [JPRS-ULS-88-002] p 203 N88-19982
- Measuring functional feasibility of human visual system p 203 N88-19983
- Training in time interval discrimination using verbal feedback p 209 N88-19985
- Efficiency of human workers and means to increase it p 209 N88-19986
- Air quality and human performance, chapter 16 [AD-A188335] p 203 N88-19988
- Medical problems related to altitude in: Human performance physiology and environmental medicine at terrestrial extremes, chapter 14 [AD-A188340] p 203 N88-19989
- Human efficiency for visual detection of targets on CRT displays using a two-level multiple channel time-history format [AD-A188419] p 210 N88-20001
- HUMAN REACTIONS**
- Sympathetic nervous responses in man to weightlessness simulated by head-out water immersion p 187 A88-29114
- Human contrast discrimination and the threshold of cortical neurons p 206 A88-29744
- Individual and typological characteristics of auditory response to an acoustic stimulus as determined from mean evoked potentials in the cortex of healthy subjects p 207 A88-32134
- Cardiovascular adaptation to zero-g during a long term flight (237 days) on board the Salyut 7 Soviet space station (1984) p 197 N88-19920
- Load and control of the cardiocirculatory system in weightlessness p 198 N88-19922
- HUMAN TOLERANCES**
- Influence of a 6 hr head-out water immersion on different tests of endurance performance capacity p 196 A88-19903
- HUMIDITY**
- Perspectives in microclimate cooling involving protective clothing in hot environments [AD-A188370] p 218 N88-20007
- HYDRATION**
- Gastric emptying during exercise: Effects of acute heat stress, acclimation and hypohydration [AD-A188008] p 194 A88-19073
- HYDROCARBONS**
- Effects of breathing air containing contaminants such as CO<sub>2</sub>, CO and hydrocarbons at 1 and 5 atmospheres [PB88-132915] p 196 A88-19084
- HYPERCAPNIA**
- Human adaptation to various hypercapnic conditions in relation to salivary electrolyte dynamics and renal function p 202 N88-19977
- HYPEROXIA**
- The state of the respiratory chain components of hepatocytes under the combined effects of hyperoxybaria and the beta-adrenoblocking agent oxidan p 177 A88-30003
- Hyperoxic lung damage in mice - Appearance and bioconversion of peptide leukotrienes p 178 A88-30406
- HYPERTENSION**
- Risk of hypertension and functional cerebral laterality in oil expedition works in far north p 202 N88-19980
- HYPERTHERMIA**
- Functional and morphological characteristics of cardiovascular disorders during prolonged hyperthermia p 177 A88-30001
- Heat acclimatization under controlled hyperthermia p 202 N88-19981
- HYPNOSIS**
- Altered states of consciousness in healthy humans (The definition of the issues and the prospects of studies) p 207 A88-32137
- Hypnosis: Possible applications for cosmonauts p 209 N88-19984
- HYPOBARIC ATMOSPHERES**
- Operation Everest 2: Alterations in the immune system at high altitude [AD-A188011] p 194 A88-19075
- Changes in hemostasis system of animals under conditions of granulocytopenia inhibition under effect of decreased barometric pressure p 180 N88-19890
- Acute mountain sickness at 4500 m is not altered by repeated eight-hour exposures to 3200-3550 m normobaric hypoxic equivalent [AD-A188358] p 203 N88-19990
- HYPOKINESIA**
- Central hemodynamics in antiorthostatic hypokinesia and immersion models of weightlessness p 195 N88-19081
- Regulation of calcium metabolism during prolonged antiorthostatic hypokinesia [NASA-TT-20219] p 196 N88-19085
- HYPOTHERMIA**
- Precapillary and postcapillary resistance and transcapillary fluid exchange in the intestine under the effects of hypoxic and hypothermic stimuli on the organism p 178 A88-32014
- HYPOXIA**
- Hemodynamic and sympathoadrenal responses to altitude in humans - Effect of dexmethasone p 189 A88-29563
- Running-induced changes in lung function are not altered by acute moderate hypoxia p 189 A88-29567
- The effect of altitude on tests of reaction time and alertness p 205 A88-29569
- Precapillary and postcapillary resistance and transcapillary fluid exchange in the intestine under the effects of hypoxic and hypothermic stimuli on the organism p 178 A88-32014
- Physiological reserves of the body p 192 A88-32048
- Effect of acute hypoxic hypoxia on the immune system, homeostasis, and the acid-base status of blood p 192 A88-32136
- Operation Everest 2: Alterations in the immune system at high altitude [AD-A188011] p 194 A88-19075
- Interrelationship of heart rhythm indicators and resistance to hypoxia in Antarctic polar workers p 201 N88-19974
- Human adaptation to various hypercapnic conditions in relation to salivary electrolyte dynamics and renal function p 202 N88-19977
- Medical problems related to altitude in: Human performance physiology and environmental medicine at terrestrial extremes, chapter 14 [AD-A188340] p 203 N88-19989
- Acute mountain sickness at 4500 m is not altered by repeated eight-hour exposures to 3200-3550 m normobaric hypoxic equivalent [AD-A188358] p 203 N88-19990
- ILLUMINATING**
- Fish as a tool for testing fitness in space p 186 N88-19963
- IMAGE CONTRAST**
- Human contrast discrimination and the threshold of cortical neurons p 206 A88-29744
- Putting the visual system noise back in the picture p 206 A88-29745
- IMAGE DISSECTOR TUBES**
- Visual display representation of multidimensional systems: The effect of information correlation and display integrity [AD-A188655] p 219 N88-20010
- IMAGE PROCESSING**
- Efficiency of a model human image code p 206 A88-29746
- Photon noise and constant-volume operators p 206 A88-29747
- Visual display representation of multidimensional systems: The effect of information correlation and display integrity [AD-A188655] p 219 N88-20010
- IMAGE RECONSTRUCTION**
- Efficiency of a model human image code p 206 A88-29746
- IMAGES**
- Visual integration and detection of discontinuities: The key role of intensity edges [AD-A188012] p 194 A88-19076
- IMAGING TECHNIQUES**
- A method to detect and digitize small plant movements p 182 A88-19912
- IMMUNE SYSTEMS**
- Direct interaction between autonomic nerves and the immune system [AD-A188576] p 204 A88-19991
- IMMUNITY**
- Effect of acute hypoxic hypoxia on the immune system, homeostasis, and the acid-base status of blood p 192 A88-32136
- Operation Everest 2: Alterations in the immune system at high altitude [AD-A188011] p 194 A88-19075
- IMMUNOASSAY**
- Effects of anti-g suit inflation on renin and aldosterone response physical exercise p 199 A88-19944
- Is ANF implied in the night attenuated renal response to central hypervolemia? p 199 A88-19945
- IMMUNOLOGY**
- Neurohumoral aspects of sleep [AD-A188653] p 204 A88-19992
- IMPEDANCE MEASUREMENT**
- Estimation of body fluid shift by electrical impedance in various postures p 199 A88-19956
- INDUSTRIAL SAFETY**
- Toxic effects of man-made mineral fibers with particular reference to ceramic fibers [AD-A187949] p 193 A88-19072
- INFLATING**
- Renal effects of anti-gravity suit inflation in man in relation to cardiovascular and hormonal changes p 186 A88-19959
- INFORMATION PROCESSING (BIOLOGY)**
- Two attentional models of classical conditioning: Variations in CS effectiveness revisited [AD-A187697] p 208 A88-19088
- Electromagnetic metrics of mental workload [AD-A188205] p 209 A88-19093
- When decision aids fail [AD-A187531] p 213 A88-19095
- INFORMATION SYSTEMS**
- Application of ARIADNE: A data bank-based information system for human physiology research --- Spacelab Anthorack p 186 A88-19962
- INFRARED SPECTROSCOPY**
- A near-infrared spectrophotometric method for studying brain O<sub>2</sub> sufficiency in man during +Gz acceleration p 189 A88-29562
- INJURIES**
- Causes and prevention of occupational Repetition Strain Injuries (RSI) p 195 A88-19083
- INSULIN**
- First haemorrhological experiment on NASA Space Shuttle 'Discovery' STS 51-C - Aggregation of red cells p 189 A88-29173
- INTERVALS**
- Training in time interval discrimination using verbal feedback p 209 A88-19985
- INTRACRANIAL PRESSURE**
- Neuropeptides in experimental head injury [AD-A188067] p 194 A88-19077
- INTROVERSION**
- Individual and typological characteristics of auditory response to an acoustic stimulus as determined from mean evoked potentials in the cortex of healthy subjects p 207 A88-32134
- ION MOTION**
- The effect of adaptation to cold on the energy-dependent ion transport in the skeletal muscle fibers of rats p 179 A88-32015
- IRRADIATION**
- DNA damage and mutation induced by a health lamp-light (UVB) in *Escherichia coli* p 175 A88-29130
- An economic analysis of a multi-commodity fruit and vegetable irradiator [DE88-003425] p 214 A88-19098
- Food Irradiation Newsletter, Vol. 11, No. 1 [DE88-700808] p 218 A88-20004
- IRRIGATION**
- Fertirrigation systems in plant culture --- for space applications p 211 A88-29132

## J

## JAMMING

Visual recognition training: Effectiveness of computer graphics  
[AD-A188302] p 210 N88-19997

## JAPANESE SPACE PROGRAM

Space life sciences in Japan p 173 A88-29107

## JET LAG

Desynchronization of heart rate and breathing frequency after transmeridional flight across three time zones p 200 N88-19968

## JUDGMENTS

Effects of stress on judgement and decision making in dynamic tasks  
[AD-A188203] p 209 N88-19092  
Space vehicle approach velocity judgments under simulated visual space conditions  
[NASA-TM-89437] p 209 N88-19094  
Training in time interval discrimination using verbal feedback p 209 N88-19985

## K

## KNOWLEDGE REPRESENTATION

Research in knowledge representation for natural language communication and planning assistance  
[AD-A187355] p 208 N88-19087

## L

## LABORATORY EQUIPMENT

ESA's facility for research in human physiology in space: Anthorack p 196 N88-19896  
Exobiology and botany facilities for EURECA p 181 N88-19898  
BIOTEX, a project for biotechnological basic experiments under microgravity --- Spacelab p 181 N88-19899

Life science technology --- space applications p 181 N88-19900

Second-generation respiratory monitoring system for microgravity studies in man p 197 N88-19906

## LASER DAMAGE

Psychophysical, biochemical and histological studies of spectrally selective photic damage to primate retina  
[AD-A188115] p 179 N88-19063

## LASER OUTPUTS

Laser flash effects on chromatic discrimination in monkeys  
[AD-A187703] p 179 N88-19061

## LASER SPECTROSCOPY

Application of two-step laser mass spectrometry to cosmochemistry - Direct analysis of meteorites p 220 A88-30740

## LASERS

JPRS report: Science and technology. USSR: Life sciences  
[JPRS-ULS-88-002] p 203 N88-19982

## LEADERSHIP

First encounters of the close kind: The formation process of airline flight crews  
[AD-A187977] p 208 N88-19091

## LEG (ANATOMY)

Leg size and muscle functions associated with leg compliance p 191 A88-30408

## LEUKOCYTES

Effects of whole-body irradiation with low-intensity microwaves on morphological, functional and cytochemical characteristics of leukocytes p 201 N88-19971

## LEUKOPENIA

Hyperoxic lung damage in mice - Appearance and bioconversion of peptide leukotrienes p 178 A88-30406

## LIFE SCIENCES

Biological sciences in space 1986; Proceedings of the 1986 International Symposium, Nagoya, Japan, Nov. 10-12, 1986 p 173 A88-29103  
The role of preventive medicine in the future of USA space life sciences p 187 A88-29104  
The space life sciences research and application in Europe p 173 A88-29106  
Space life sciences in Japan p 173 A88-29107  
The opportunities for space biology research on the Space Station p 176 A88-29134  
1986 ISSOL Meeting, 5th, Berkeley, CA, July 21-25, 1986, Proceedings, Part 2 p 220 A88-31476  
On the origin of life event p 221 A88-31487  
JPRS report: Science and technology. USSR: Life sciences  
[JPRS-ULS-88-001] p 195 N88-19079  
Proceedings of the 3rd European Symposium on Life Sciences Research in Space  
[ESA-SP-271] p 181 N88-19993

The European Space Agency's role in life sciences and research in space p 181 N88-19894  
Life sciences in the framework of the ESA microgravity program and future flight opportunities p 181 N88-19895

Life science technology --- space applications p 181 N88-19900

Why life science in space? The next step to go beyond p 221 N88-19954  
Application of ARIADNE: A data bank-based information system for human physiology research --- Spacelab Anthorack p 186 N88-19962

## LIFE SUPPORT SYSTEMS

Azolla and other small vascular floating plants as a functioning agent of nitrogen fixation in CELSS p 211 A88-29135

The feasibility of Chlorella as the exchanger of CO<sub>2</sub> for O<sub>2</sub> and the food resources in the Space Station p 211 A88-29136

Unconventional food regeneration in space - Opportunities for microbial food production p 211 A88-29137

Solar plant growth facility (SPGF) - An approach toward future biological life support systems p 212 A88-29141

Integration, design, and construction of a CELSS breadboard facility for bioregenerative life support system research p 212 A88-29143

A concept study of a regenerable gas recycling system p 212 A88-29144

A preliminary experimental study on the gas recycling system for CELSS p 212 A88-29145

A mass spectrometric study on gas circulation in CELSS p 212 A88-29146

The development of an improved research animal holding facility - Trace contaminants/odors experiments with a functional model p 212 A88-29147

Aspects of bioregenerative life support systems p 218 N88-19917  
Regenerative life support system research  
[NASA-CR-182606] p 218 N88-20006

## LIGHT (VISIBLE RADIATION)

Human circadian rhythms in a time-cueless environment - Effects of bright light p 188 A88-29118

## LIQUID CRYSTALS

Brightness contrast and character height of five flat panel computer displays  
[AD-A187743] p 213 N88-19096

## LIQUIDS

Liquid ventilation: New data and possible use in space medicine p 197 N88-19908

## LOADS (FORCES)

Physiological reserves of the body p 192 A88-32048

## LONG DURATION SPACE FLIGHT

The role of preventive medicine in the future of USA space life sciences p 187 A88-29104

Speculations on depletion of the red cell mass in astronauts, and on space sickness p 189 A88-29174

Hemolysis in runners as evidenced by low serum haptoglobin: Implications for preflight monitoring of astronauts  
[NASA-TM-100304] p 192 N88-19067

## LOSSES

Status of microcirculation in high-altitude blood loss p 201 N88-19973

## LUNAR BASES

Space farming in the 21st century p 177 A88-29237

## LUNG MORPHOLOGY

Lung function in simulated microgravity p 197 N88-19907

## LUNGS

Running-induced changes in lung function are not altered by acute moderate hypoxia p 189 A88-29567

Hyperoxic lung damage in mice - Appearance and bioconversion of peptide leukotrienes p 178 A88-30406

Liquid ventilation: New data and possible use in space medicine p 197 N88-19908

## M

## MAGNETIC ANOMALIES

The activation dynamics of cardiovascular centers during variations in geomagnetic field disturbance p 207 A88-32139

## MALES

Sleep and the ventilatory response to resistive loading in normal men p 191 A88-30409

Human factor in engineering work p 218 N88-19970

Individual functional typology of sympathoadrenal system as indicator of physiological status in adverse environments p 202 N88-19979

## MAN MACHINE SYSTEMS

Workload and situation awareness in future aircraft p 213 A88-32678

A worked example of an application of the SAINT simulation program  
[AD-A188198] p 214 N88-19097

The ESA/Fokker service end-effector subsystem. A robotic/man-compatible servicing approach p 214 N88-19502

Ground based supervisory and programming system for automatic experiment execution in orbit p 215 N88-19519

Man-tended options for European space robotics p 217 N88-19538

OMV man/system simulation integration: A preliminary analysis and recommendation  
[NASA-CR-182602] p 218 N88-20005

## MANAGEMENT ANALYSIS

Field dependence-independence and its relationship to flight training performance  
[AD-A188888] p 211 N88-20003

## MANNED ORBITAL LABORATORIES

On a knowledge based assisted system for highly autonomous control of experiment-manipulators in the Man-Tended Free Flyer p 214 N88-19505

## MANNED SPACE FLIGHT

The role of preventive medicine in the future of USA space life sciences p 187 A88-29104

Man in space: 25 years of manned space flights in the Soviet Union - Biomedical aspects p 187 A88-29105

Biological effects of radiation during space flight p 173 A88-29109

Control of body fluid metabolism under unusual environments p 188 A88-29117

Effects of head-down tilt suspension on mass and enzymatic profiles in various types of muscles p 174 A88-29119

Vestibular-visual conflict training --- to reduce symptoms of space motion sickness p 175 A88-29125

Solar plant growth facility (SPGF) - An approach toward future biological life support systems p 212 A88-29141

Integration, design, and construction of a CELSS breadboard facility for bioregenerative life support system research p 212 A88-29143

Liquid ventilation: New data and possible use in space medicine p 197 N88-19908

Fluid volume changes in astronauts: How they fit our understanding of physiology p 197 N88-19919

Radiation problems in manned space flight with a view to the Space Station p 218 N88-19934

The influence of space flight on water-salt homeostasis in man and animals p 199 N88-19943

## MANUAL CONTROL

Modeling of task-dependent characteristics of human operator dynamics pursuit manual tracking p 206 A88-30853

## MANUFACTURING

Reducing rotary wing aircraft development time/cost through the use of simulation p 219 N88-20186

## MASS

The rate of adaptation to altered g in the human centrifuge: Implications for simulations of mass-discrimination in space flight p 198 N88-19941

## MASS SPECTROSCOPY

Applications of a mass spectrometer-computer system to the study of gravitational effects on respiration, circulation and metabolism p 188 A88-29121

A mass spectrometric study on gas circulation in CELSS p 212 A88-29146

Application of two-step laser mass spectrometry to cosmochemistry - Direct analysis of meteorites p 220 A88-30740

## MATHEMATICAL MODELS

Center for nonlinear dynamics of the brain  
[AD-A187245] p 193 N88-19068

Center for the study of rhythmic processes  
[AD-A188204] p 195 N88-19078

Two attentional models of classical conditioning: Variations in CS effectiveness revisited  
[AD-A187697] p 208 N88-19088

Human factor in engineering work p 218 N88-19970

A neuronal model of classical conditioning  
[AD-A188378] p 210 N88-19999

Regenerative life support system research  
[NASA-CR-182606] p 218 N88-20006

## MEMBRANES

Critical phenomena and electromagnetic effects in biological membranes  
[AD-A188156] p 179 N88-19064

## MENTAL HEALTH

Altered states of consciousness in healthy humans (The definition of the issues and the prospects of studies) p 207 A88-32137

**MENTAL PERFORMANCE**

- Altered states of consciousness in healthy humans (The definition of the issues and the prospects of studies) p 207 A88-32137
- Center for nonlinear dynamics of the brain [AD-A187245] p 193 N88-19068
- Electromagnetic metrics of mental workload [AD-A188205] p 209 N88-19093
- When decision aids fail [AD-A187531] p 213 N88-19095
- Effects of intense, time-constrained mental effort on hemodynamics and cardiovascular function p 201 N88-19975
- Neurocognitive predictions of performance [AD-A188323] p 210 N88-19998
- A comparison of the Army's Project A: Cognitive and psychomotor tests to analogous Air Force and Navy tests [AD-A188636] p 211 N88-20002

**METABOLIC DISEASES**

- The effect of adaptation to cold on the energy-dependent ion transport in the skeletal muscle fibers of rats p 179 A88-32015

**METABOLISM**

- Control of body fluid metabolism under unusual environments p 188 A88-29117
- Effects of head-down tilt suspension on mass and enzymatic profiles in various types of muscles p 174 A88-29119
- Applications of a mass spectrometer-computer system to the study of gravitational effects on respiration, circulation and metabolism p 188 A88-29121
- New prospects for deducing the evolutionary history of metabolic pathways in prokaryotes - Aromatic biosynthesis as a case-in-point p 178 A88-31478

**METAL COATINGS**

- Thermal coating required for hard space suits p 213 A88-30586

**METEORITIC COMPOSITION**

- Application of two-step laser mass spectrometry to cosmochemistry - Direct analysis of meteorites p 220 A88-30740

**MICE**

- Life sciences research in space: The requirement for animal models p 181 N88-19909

**MICROBIOLOGY**

- USSR report: Life sciences. Biomedical and behavioral sciences [JPRS-UBB-87-010] p 180 N88-19889
- JPRS report: Science and technology. USSR: Life sciences [JPRS-ULS-88-002] p 203 N88-19982

**MICROCLIMATOLOGY**

- Perspectives in microclimate cooling involving protective clothing in hot environments [AD-A188370] p 218 N88-20007

**MICROCOMPUTERS**

- Computer aided tactics for air combat p 217 N88-19559

**MICROGRAVITY APPLICATIONS**

- The opportunities for space biology research on the Space Station p 176 A88-29134

**MICROORGANISMS**

- Unconventional food regeneration in space - Opportunities for microbial food production p 211 A88-29137
- The inactivation of microorganisms by different heavy ions p 176 A88-29148
- 1986 ISSOL Meeting, 5th, Berkeley, CA, July 21-25, 1986, Proceedings. Part 2 p 220 A88-31476

**MICROSPORES**

- Ultraviolet (180 to 300 nm) action spectra for inactivation and DNA photoproduct formation of *Bacillus subtilis* spores under ultrahigh vacuum p 184 N88-19931

**MICROWAVES**

- Changes in the activity and the conditioned reflexes of albino rats during and after chronic irradiation with microwaves p 177 A88-30006
- Effects of whole-body irradiation with low-intensity microwaves on morphological, functional and cytochemical characteristics of leukocytes p 201 N88-19971

**MILITARY AIRCRAFT**

- Workload management in military cockpits - Present insights p 213 A88-32677

**MILITARY HELICOPTERS**

- User perceptions of side-arm flight control in rotary-wing aircraft [AD-A188519] p 219 N88-20009

**MILITARY OPERATIONS**

- Reflex heart rate response to variable onset + Gz p 190 A88-29570
- Selected aspects of triazolam in relation to aviator performance in naval flight operations [AD-A189322] p 204 N88-19996

**MILITARY PSYCHOLOGY**

- Physiological reserves of the body p 192 A88-32048

**MIR SPACE STATION**

- Mediab: A project of a medical laboratory in space p 199 N88-19946

**MONKEYS**

- Motor control in man and monkey p 179 N88-19065
- Life sciences research in space: The requirement for animal models p 181 N88-19909

**MONTMORILLONITE**

- Montmorillonite - A multifunctional mineral catalyst for the prebiological formation of phosphate esters p 220 A88-31485

**MORPHINE**

- Protection from stress p 202 N88-19978

**MORPHOLOGY**

- Quantitative study of morphology of aggregation of red cells in patients' blood and in the reconstituted suspensions p 188 A88-29172

**MOTION PERCEPTION**

- A method to detect and digitize small plant movements p 182 N88-19912

**MOTION SICKNESS**

- Vestibular-visual conflict training -- to reduce symptoms of space motion sickness p 175 A88-29125
- The effect of centrifugal force on the gain and phase of the canal-ocular reflex in rabbit p 175 A88-29126
- Functional organization of the cat utricle studied with the vestibuloocular reflex induced by electrical stimulation p 175 A88-29127
- Simulator induced syndrome in Coast Guard aviators p 205 A88-29573
- The characteristics of the vestibular-apparatus statokinetic function and of gastric motor activity in children with functional digestive disorders p 192 A88-32133
- Summary of Payload Integration Plan (PIP) for Starlab-1 flight experiment, enclosure 3 [NASA-TM-89713] p 207 N88-19086
- Gastric emptying assessment by echography after a stress (rotating chair) p 199 N88-19955
- Studies of the vestibulo-ocular reflex on STS 4, 5 and 6 [NASA-TM-100461] p 203 N88-19987
- Motion sickness: A study of its effects on human physiology [AD-A188821] p 204 N88-19995

**MOTION SICKNESS DRUGS**

- Role of histamine in motion sickness and space motion sickness p 174 A88-29124

**MULTIVARIATE STATISTICAL ANALYSIS**

- Visual display representation of multidimensional systems: The effect of information correlation and display integrality [AD-A188655] p 219 N88-20010

**MUSCLES**

- Effects of head-down tilt suspension on mass and enzymatic profiles in various types of muscles p 174 A88-29119
- P-31 Magnetic Resonance Spectroscopy (MRS) of limb muscles during bedrest with exercise countermeasures p 183 N88-19925
- Endocrine responses to resistance exercise [AD-A188681] p 204 N88-19993

**MUSCULAR FUNCTION**

- Leg size and muscle functions associated with leg compliance p 191 A88-30408

**MUSCULOSKELETAL SYSTEM**

- The effect of adaptation to cold on the energy-dependent ion transport in the skeletal muscle fibers of rats p 179 A88-32015

**MUTAGENS**

- On the mechanism of the antimutagenic effect of dibutyl p 177 A88-30005

**MUTATIONS**

- The degeneracy rule of genetic code p 178 A88-31480

**N**

**NATURAL LANGUAGE (COMPUTERS)**

- Research in knowledge representation for natural language communication and planning assistance [AD-A187355] p 208 N88-19087

**NECK (ANATOMY)**

- Neck receptor stimulation in 0 and 1 g p 198 N88-19938

**NERVOUS SYSTEM**

- A neuronal model of classical conditioning [AD-A188378] p 210 N88-19999

**NEURAL NETS**

- Center for the study of rhythmic processes [AD-A188204] p 195 N88-19078

- Neurocognitive predictions of performance [AD-A188323] p 210 N88-19998
- A neuronal model of classical conditioning [AD-A188378] p 210 N88-19999

**NEUROLOGY**

- Direct interaction between autonomic nerves and the immune system p 204 N88-19991
- Neurocognitive predictions of performance [AD-A188323] p 210 N88-19998

**NEUROMUSCULAR TRANSMISSION**

- Facilitory effects of voluntary movements on vestibulomotor reaction p 202 N88-19976

**NEURONS**

- Center for nonlinear dynamics of the brain [AD-A187245] p 193 N88-19068

**NEUROPHYSIOLOGY**

- Neuro-reflex mechanisms of circulation regulation in simulated microgravity p 183 N88-19923
- Vestibular integrated function and microgravity p 184 N88-19937
- Synopsis of the Spacelab D-1 frog statolith experiment STATEX p 185 N88-19940
- A neuronal model of classical conditioning [AD-A188378] p 210 N88-19999

**NEUROTRANSMITTERS**

- Neurohumoral aspects of sleep [AD-A188653] p 204 N88-19992

**NIGHT VISION**

- Quantum efficiency for dark-adapted human vision p 206 A88-29743
- Mechanisms of early light and dark adaptations p 201 N88-19972

**NITROGEN**

- Azolla and other small vascular floating plants as a functioning agent of nitrogen fixation in CELSS p 211 A88-29135
- Nitrogen's biological effect on oxygen transport through hematoepithelial barrier p 200 N88-19967

**NOCTURNAL VARIATIONS**

- Is ANF implied in the night attenuated renal response to central hypervolemia? p 199 N88-19945

**NONLINEAR SYSTEMS**

- Putting the visual system noise back in the picture p 206 A88-29745

**NOREPINEPHRINE**

- Individual functional typology of sympathoadrenal system as indicator of physiological status in adverse environments p 202 N88-19979
- Direct interaction between autonomic nerves and the immune system [AD-A188576] p 204 N88-19991

**NUCLEAR MEDICINE**

- South African Association of Physicians in Medicine and Biology: 26th Annual Congress [DE88-700824] p 195 N88-19082
- Nuclear health and safety: Radiation exposures for some cloud-sampling personnel need to be reexamined [PB88-130497] p 200 N88-19965
- JPRS report: Science and technology. USSR: Life sciences [JPRS-ULS-88-002] p 203 N88-19982

**NUCLEAR METEOROLOGY**

- Nuclear health and safety: Radiation exposures for some cloud-sampling personnel need to be reexamined [PB88-130497] p 200 N88-19965

**O**

**ODORS**

- The development of an improved research animal holding facility - Trace contaminants/odors experiments with a functional model p 212 A88-29147

**ON-LINE SYSTEMS**

- Neurocognitive predictions of performance [AD-A188323] p 210 N88-19999

**OPERATOR PERFORMANCE**

- Effect of reflexotherapy on the functional status of the visual analyzer of operators p 190 A88-29888
- Risk of hypertension and functional cerebral laterality in oil expedition works in far north p 202 N88-19980
- OMV man/system simulation integration: A preliminary analysis and recommendation [NASA-CR-182602] p 218 N88-20005

**OPTICAL TRACKING**

- The effects of target wavelength on dynamic visual acuity under photopic and scotopic viewing p 205 A88-29399

**OPTIMIZATION**

- Physiological aspects of regulating intrashift breaks as means of optimizing the intensity of work p 207 A88-32138

**ORBITAL ASSEMBLY**

- A knowledge-based approach for sensory-controlled assembly operations p 214 N88-19506

Remote manipulation in orbital construction, servicing and repair missions: Is one arm enough? A comparative evaluation of the performance features of robots with one or more arms p 215 N88-19509  
Utilization of robotics and teleoperation for future in-orbit operations p 216 N88-19527

# ORBITAL MANEUVERING VEHICLES

OMV man/system simulation integration: A preliminary analysis and recommendation [NASA-CR-182602] p 218 N88-20005

# ORBITAL SERVICING

The ESA/Fokker service end-effector subsystem. A robotic/man-compatible servicing approach p 214 N88-19502

Remote manipulation in orbital construction, servicing and repair missions: Is one arm enough? A comparative evaluation of the performance features of robots with one or more arms p 215 N88-19509

Remote repair demonstration of Solar Maximum main electronics box p 215 N88-19510

Utilization of robotics and teleoperation for future in-orbit operations p 216 N88-19527

Technology requirements for telerobotic satellite servicing in space p 216 N88-19536

A teleoperated manipulator system concept for unmanned platforms — Columbus p 216 N88-19537

# ORBITAL WORKERS

Implications of shiftwork in space for human physiology experiments p 198 N88-19942

# ORTHOSTATIC TOLERANCE

The status of the cerebral hemodynamics of pilots undergoing orthostatic tests p 190 A88-29889

Leg size and muscle functions associated with leg compliance p 191 A88-30408

# OSTEOPOROSIS

Disuse condition stimulates bone resorption in organ culture p 183 N88-19926

# OTOLITH ORGANS

Functional organization of the cat utricle studied with the vestibuloocular reflex induced by electrical stimulation p 175 A88-29127

# OXYGEN

A near-infrared spectrophotometric method for studying brain O<sub>2</sub> sufficiency in man during +Gz acceleration p 189 A88-29562

Closed system physiology: Role of oxygen in the development of wheat p 182 N88-19916

Nitrogen's biological effect on oxygen transport through hematoepithelial barrier p 200 N88-19967

# OXYGEN BREATHING

Permeability of the hematoepithelial oxygen barrier under variable partial oxygen pressure in inhaled air p 177 A88-30002

The state of the respiratory chain components of hepatocytes under the combined effects of hyperoxybaria and the beta-adrenoblocking agent oxidan p 177 A88-30003

# OXYGEN MASKS

High altitude-low profile positive pressure breathing (HA/LP-PPB) oxygen mask assembly p 213 A88-30748

# OXYGEN METABOLISM

Nitrogen's biological effect on oxygen transport through hematoepithelial barrier p 200 N88-19967

# OXYGEN PRODUCTION

The feasibility of Chlorella as the exchanger of CO<sub>2</sub> for O<sub>2</sub> and the food resources in the Space Station p 211 A88-29136

# P

# PARABOLIC FLIGHT

Behavior and brain activity of carp during parabolic-flight low gravity p 174 A88-29122

Postural control of fish during parabolic aircraft flight p 174 A88-29123

Respiratory parameters aboard an aircraft performing parabolic flights p 196 N88-19902

# PARAMECIA

Experiments concerning gravisensitivity of protozoa p 185 N88-19949

# PARTIAL PRESSURE

Permeability of the hematoepithelial oxygen barrier under variable partial oxygen pressure in inhaled air p 177 A88-30002

Nitrogen's biological effect on oxygen transport through hematoepithelial barrier p 200 N88-19967

# PATHOLOGICAL EFFECTS

Hemodynamic and sympathoadrenal responses to altitude in humans - Effect of dexamethasone p 189 A88-29563

Functional and morphological characteristics of cardiovascular disorders during prolonged hyperthermia p 177 A88-30001

Neuropeptides in experimental head injury [AD-A188067] p 194 N88-19077

# PATTERN RECOGNITION

Visual evoked potentials [AD-A187942] p 193 N88-19071

# PEPTIDES

Theoretical investigation of the role of clay edges in prebiotic peptide bond formation. II - Structures and thermodynamics of the activated complex species p 220 A88-31484

A statistical examination of self-ordering of amino acids in proteins p 220 A88-31486

Neuropeptides in experimental head injury [AD-A188067] p 194 N88-19077

Protection from stress p 202 N88-19978

# PERCEPTION

Dissociation of performance and subjective measures of workload p 205 A88-29401

# PERCEPTUAL TIME CONSTANT

Quantification of reaction time and time perception during Space Shuttle operations p 205 A88-29565

# PERFORMANCE PREDICTION

OMV man/system simulation integration: A preliminary analysis and recommendation [NASA-CR-182602] p 218 N88-20005

# PERIODIC VARIATIONS

Possible mechanisms of periodic breathing during sleep p 191 A88-30407

# PERIPHERAL CIRCULATION

Cardiac and peripheral circulation assessment by ultrasound on 3 astronauts during two 7-day space flights (1982 Salyut-7 - 1985 STS 51G) p 197 N88-19921

# PERIPHERAL NERVOUS SYSTEM

Peripheral sensory processing in mammalian gravity receptors - Observations of ciliary tuft configurations p 191 A88-31022

# PERSONNEL SELECTION

Human factor in engineering work p 218 N88-19970

Field dependence-independence and its relationship to flight training performance [AD-A188888] p 211 N88-20003

# PH

Effect of acute hypoxic hypoxia on the immune system, homeostasis, and the acid-base status of blood p 192 A88-32136

# PHARMACOLOGY

Hemodynamic and sympathoadrenal responses to altitude in humans - Effect of dexamethasone p 189 A88-29563

Effects of beta-adrenergic blockade on ventilation and gas exchange during the rest to work transition p 190 A88-29571

The effect of the procedure of adeturon administration on the extent of radiation-induced damage in mice p 177 A88-30004

On the mechanism of the antimutagenic effect of dibutyl p 177 A88-30005

Changes in hemostasis system of animals under conditions of granulocytopenia inhibition under effect of decreased barometric pressure p 180 N88-19890

JPRS report: Science and technology. USSR: Life sciences [JPRS-ULS-88-002] p 203 N88-19982

# PHOSPHATES

Montmorillonite - A multifunctional mineral catalyst for the prebiological formation of phosphate esters p 220 A88-31485

# PHOTOCHEMICAL REACTIONS

Ultraviolet (180 to 300 nm) action spectra for inactivation and DNA photoproduct formation of Bacillus subtilis spores under ultrahigh vacuum p 184 N88-19931

# PHOTODIODES

A method to detect and digitize small plant movements p 182 N88-19912

# PHOTOMETRY

Brightness contrast and character height of five flat panel computer displays [AD-A187743] p 213 N88-19096

# PHYSICAL EXERCISE

Carbamates, atropine, and diazepam: Effects on performance in the running rat p 179 N88-19062

Manipulation of muscle glycogen concentrations using high and low carbohydrate diets and exercise [AD-A187732] p 193 N88-19069

Gastric emptying during exercise: Effects of acute heat stress, acclimation and hypohydration [AD-A188008] p 194 N88-19073

Heat acclimatization under controlled hyperthermia p 202 N88-19981

Endocrine responses to resistance exercise [AD-A188681] p 204 N88-19993

# PHYSICAL FITNESS

Development of a coping strategies questionnaire to assess endurance performance [AD-A188010] p 194 N88-19074

Fish as a tool for testing fitness in space p 186 N88-19963

# PHYSIOLOGICAL DEFENSES

The effect of adaptation to cold on the energy-dependent ion transport in the skeletal muscle fibers of rats p 179 A88-32015

# PHYSIOLOGICAL EFFECTS

Physiological and medical measurements in space - The ESA Anthorack p 187 A88-29108

Effects of breathing air containing contaminants such as CO<sub>2</sub>, CO and hydrocarbons at 1 and 5 atmospheres (PB88-132915) p 196 N88-19084

Implications of shiftwork in space for human physiology experiments p 198 N88-19942

Renal effects of anti-gravity suit inflation in man in relation to cardiovascular and hormonal changes p 186 N88-19959

The suspended Japanese quail as an animal model for experiments related to microgravity p 186 N88-19960

Facilitory effects of voluntary movements on vestibulomotor reaction p 202 N88-19976

Air quality and human performance, chapter 16 [AD-A188335] p 203 N88-19988

Medical problems related to altitude in: Human performance physiology and environmental medicine at terrestrial extremes, chapter 14 [AD-A188340] p 203 N88-19989

Motion sickness: A study of its effects on human physiology [AD-A188821] p 204 N88-19995

# PHYSIOLOGICAL FACTORS

Physiological aspects of regulating intrashift breaks as means of optimizing the intensity of work p 207 A88-32138

# PHYSIOLOGICAL RESPONSES

Physiological reserves of the body p 192 A88-32048

Role of adenosine analogs and growth hormone in waking and sleep [AD-A187897] p 193 N88-19070

Operation Everest 2: Alterations in the immune system at high altitude [AD-A188011] p 194 N88-19075

Regulation of calcium metabolism during prolonged antihypertensive hypokinesia [NASA-TT-20219] p 196 N88-19085

Changes in hemostasis system of animals under conditions of granulocytopenia inhibition under effect of decreased barometric pressure p 180 N88-19890

Acute mountain sickness at 4500 m is not altered by repeated eight-hour exposures to 3200-3550 m normobaric hypoxic equivalent [AD-A188358] p 203 N88-19990

Neurohumoral aspects of sleep [AD-A188653] p 204 N88-19992

Endocrine responses to resistance exercise [AD-A188681] p 204 N88-19993

# PHYSIOLOGICAL TESTS

The state of the respiratory chain components of hepatocytes under the combined effects of hyperoxybaria and the beta-adrenoblocking agent oxidan p 177 A88-30003

Measuring functional feasibility of human visual system p 203 N88-19983

# PHYSIOLOGY

USSR report: Life sciences. Biomedical and behavioral sciences [JPRS-UBB-87-008] p 200 N88-19966

# PILOT ERROR

Brain activity during tactical decision-making. Part 2: Probe-evoked potentials and workload [AD-A188688] p 204 N88-19994

# PILOT PERFORMANCE

Heat stress evaluation of anti-exposure flight garments p 213 A88-29564

Reflex heart rate response to variable onset + Gz p 190 A88-29570

Simulator induced syndrome in Coast Guard aviators p 205 A88-29573

Selected aspects of triazolam in relation to aviator performance in naval flight operations [AD-A189322] p 204 N88-19996

Field dependence-independence and its relationship to flight training performance [AD-A188888] p 211 N88-20003

# PILOT TRAINING

The importance of the spine X-ray in the practice of aviation medicine p 192 A88-32050

Field dependence-independence and its relationship to flight training performance [AD-A188888] p 211 N88-20003

## PILOTS

The status of the cerebral hemodynamics of pilots undergoing orthostatic tests p 190 A88-29889

## PITUITARY HORMONES

Role of adenosine analogs and growth hormone in waking and sleep [AD-A187897] p 193 N88-19070

## PLANT ROOTS

Cytomorphology and ultrastructure of corn root meristem in weightlessness p 180 N88-19891  
Gravimetry in lentil seedling roots grown in space (Spacelab D-1 mission) p 182 N88-19911

## PLANTS (BOTANY)

Azolla and other small vascular floating plants as a functioning agent of nitrogen fixation in CELSS p 211 A88-29135  
Solar plant growth facility (SPGF) - An approach toward future biological life support systems p 212 A88-29141

Plant biology in space p 182 N88-19910  
A method to detect and digitize small plant movements p 182 N88-19912  
Plant cell cultures in space biology studies p 182 N88-19913

The use of plant protoplasts in biotechnological space research p 182 N88-19914  
Effects of cosmic heavy ion radiation and space microgravity on plant systems p 184 N88-19936

## PLASMA DISPLAY DEVICES

Brightness contrast and character height of five flat panel computer displays [AD-A187743] p 213 N88-19096

## POSTURE

Postural control of fish during parabolic aircraft flight p 174 A88-29123  
The effect of orthostatic changes in central blood volume on the heart rate response to graded Valsalva maneuvers p 196 N88-19904  
Estimation of body fluid shift by electrical impedance in various postures p 199 N88-19956

## POTATOES

Food Irradiation Newsletter, Vol. 11, No. 1 [DE88-700808] p 218 N88-20004

## PRESSURE BREATHING

Assisted positive pressure breathing for augmentation of acceleration tolerance time p 189 A88-29566  
High altitude-low profile positive pressure breathing (HA/LP-PPB) oxygen mask assembly p 213 A88-30748  
Positive pressure breathing as a g-protection device - Safety concerns p 213 A88-30750

## PRESSURE SUITS

Effects of anti-g suit inflation on renin and aldosterone response physical exercise p 199 N88-19944  
Renal effects of anti-gravity suit inflation in man in relation to cardiovascular and hormonal changes p 186 N88-19959

## PREVENTION

Summary of Payload Integration Plan (PIP) for Starlab-1 flight experiment, enclosure 3 [NASA-TM-89713] p 207 N88-19086

## PRIMATES

Psychophysical, biochemical and histological studies of spectrally selective photic damage to primate retina [AD-A188115] p 179 N88-19063

## PROBLEM SOLVING

Modeling incorrect responses to multiple-choice items with multilinear formula score theory [AD-A187887] p 208 N88-19090  
Effects of stress on judgement and decision making in dynamic tasks [AD-A188203] p 209 N88-19092

## PRODUCT DEVELOPMENT

EVA, the technological challenge p 216 N88-19535  
Multi-axis control of telemanipulators p 217 N88-19539  
Reducing rotary wing aircraft development time/cost through the use of simulation p 219 N88-20186

## PRODUCTIVITY

JPRS report: Science and technology. USSR: Life sciences [JPRS-ULS-88-002] p 203 N88-19982  
Efficiency of human workers and means to increase it p 209 N88-19986

## PROGRAMMING LANGUAGES

A worked example of an application of the SAINT simulation program [AD-A188198] p 214 N88-19097

## PROKARYOTES

New prospects for deducing the evolutionary history of metabolic pathways in prokaryotes - Aromatic biosynthesis as a case-in-point p 178 A88-31478  
Biorack experiments in Spacelab D-1 and TML-1: Further developments in gravitational biology p 185 N88-19953

## PROPHYLAXIS

Effect of reflexotherapy on the functional status of the visual analyzer of operators p 190 A88-29888  
The effect of the procedure of adeturon administration on the extent of radiation-induced damage in mice p 177 A88-30004

## PROPRIOCEPTION

Covariant control of bilateral servos for in-orbit manipulation p 215 N88-19520

## PROTECTIVE CLOTHING

Heat stress evaluation of anti-exposure flight garments p 213 A88-29564  
Perspectives in microclimate cooling involving protective clothing in hot environments [AD-A188370] p 218 N88-20007

## PROTECTIVE COATINGS

Thermal coating required for hard space suits p 213 A88-30586

## PROTEINS

Response of coronary blood flow to step changes in plasma protein concentration in the isolated rat heart p 180 N88-19892

## PROTON BEAMS

South African Association of Physicists in Medicine and Biology: 26th Annual Congress [DE88-700824] p 195 N88-19082

## PROTOPLASTS

Plant cell cultures in space biology studies p 182 N88-19913  
The use of plant protoplasts in biotechnological space research p 182 N88-19914

## PROTOTYPES

A new isodynamically-braked arm ergometer including the demonstration of a prototype p 200 N88-19957

## PROVING

The Hermes robot arm, its design and verification p 215 N88-19508

## PROXIMITY

Display proximity in multicue information integration - The benefits of boxes p 205 A88-29400

## PSYCHOLOGICAL FACTORS

Effects of stress on judgement and decision making in dynamic tasks [AD-A188203] p 209 N88-19092  
Protection from stress p 202 N88-19978

## PSYCHOLOGICAL TESTS

Modeling incorrect responses to multiple-choice items with multilinear formula score theory [AD-A187887] p 208 N88-19090  
Field dependence-independence and its relationship to flight training performance [AD-A188888] p 211 N88-20003

## PSYCHOLOGY

USSR report: Life sciences. Biomedical and behavioral sciences [JPRS-UBB-87-008] p 200 N88-19966

## PSYCHOMETRICS

Modeling incorrect responses to multiple-choice items with multilinear formula score theory [AD-A187887] p 208 N88-19090

## PSYCHOMOTOR PERFORMANCE

The effect of altitude on tests of reaction time and alertness p 205 A88-29569  
A comparison of the Army's Project A: Cognitive and psychomotor tests to analogous Air Force and Navy tests [AD-A188636] p 211 N88-20002

## PSYCHOPHYSIOLOGY

Neurocognitive predictions of performance [AD-A188323] p 210 N88-19998

## PUBLIC HEALTH

USSR report: Life sciences. Biomedical and behavioral sciences [JPRS-UBB-87-010] p 180 N88-19889

## PULMONARY FUNCTIONS

Running-induced changes in lung function are not altered by acute moderate hypoxia p 189 A88-29567  
Hyperoxic lung damage in mice - Appearance and bioconversion of peptide leukotrienes p 178 A88-30406  
Abnormal control of ventilation in high-altitude pulmonary edema p 191 A88-30410

## Q

## QUANTUM EFFICIENCY

Quantum efficiency for dark-adapted human vision p 206 A88-29743  
Efficiency of a model human image code p 206 A88-29746

## R

## RADAR

Aircrew training devices: Utility and utilization of advanced instructional features, phase 4 [AD-A188418] p 210 N88-20000

## RADIATION DAMAGE

DNA damage and mutation induced by a health lamp-light (UVB) in *Escherichia coli* p 175 A88-29130  
The inactivation of microorganisms by different heavy ions p 176 A88-29148  
On the mechanism of the antimutagenic effect of dibunol p 177 A88-30005  
Changes in the activity and the conditioned reflexes of albino rats during and after chronic irradiation with microwaves p 177 A88-30006  
JPRS report: Science and technology. USSR: Life sciences [JPRS-ULS-88-002] p 203 N88-19982

## RADIATION DOSAGE

South African Association of Physicists in Medicine and Biology: 26th Annual Congress [DE88-700824] p 195 N88-19082  
Nuclear health and safety: Radiation exposures for some cloud-sampling personnel need to be reexamined [PB88-130497] p 200 N88-19965  
Effects of whole-body irradiation with low-intensity microwaves on morphological, functional and cytochemical characteristics of leukocytes p 201 N88-19971

## RADIATION EFFECTS

Biological effects of radiation during space flight p 173 A88-29109  
Laser flash effects on chromatic discrimination in monkeys [AD-A187703] p 179 N88-19061  
Ultraviolet (180 to 300 nm) action spectra for inactivation and DNA photoproduct formation of *Bacillus subtilis* spores under ultrahigh vacuum p 184 N88-19931  
Survival and mutation induction of dehydrated yeast cells after UV exposure p 184 N88-19932  
Cellular effects of heavy ions: Experimental results and theoretical approaches --- space radiation p 184 N88-19933  
Radiation problems in manned space flight with a view to the Space Station p 218 N88-19934  
Effects of heavy ions on egg-developing systems p 184 N88-19935  
Effects of cosmic heavy ion radiation and space microgravity on plant systems p 184 N88-19936  
Antibiotic activity in space, results and hypothesis p 185 N88-19952  
Nuclear health and safety: Radiation exposures for some cloud-sampling personnel need to be reexamined [PB88-130497] p 200 N88-19965  
Effects of whole-body irradiation with low-intensity microwaves on morphological, functional and cytochemical characteristics of leukocytes p 201 N88-19971  
Food Irradiation Newsletter, Vol. 11, No. 1 [DE88-700808] p 218 N88-20004

## RADIATION HAZARDS

South African Association of Physicists in Medicine and Biology: 26th Annual Congress [DE88-700824] p 195 N88-19082

## RADIATION PROTECTION

The effect of the procedure of adeturon administration on the extent of radiation-induced damage in mice p 177 A88-30004  
South African Association of Physicists in Medicine and Biology: 26th Annual Congress [DE88-700824] p 195 N88-19082

## RADIATION SHIELDING

Radiation problems in manned space flight with a view to the Space Station p 218 N88-19934

## RADIATION TOLERANCE

Nuclear health and safety: Radiation exposures for some cloud-sampling personnel need to be reexamined [PB88-130497] p 200 N88-19965

## RADIOBIOLOGY

Biological effects of radiation during space flight p 173 A88-29109  
DNA damage and mutation induced by a health lamp-light (UVB) in *Escherichia coli* p 175 A88-29130  
Critical phenomena and electromagnetic effects in biological membranes [AD-A188156] p 179 N88-19064

## RADIOPATHOLOGY

The effect of the procedure of adeturon administration on the extent of radiation-induced damage in mice p 177 A88-30004  
On the mechanism of the antimutagenic effect of dibunol p 177 A88-30005  
Changes in the activity and the conditioned reflexes of albino rats during and after chronic irradiation with microwaves p 177 A88-30006



- RATS**  
 Response of coronary blood flow to step changes in plasma protein concentration in the isolated rat heart p 180 N88-19892  
 Life sciences research in space: The requirement for animal models p 181 N88-19909  
 Does 7-day hindquarters unloading simulate 7 days of weightlessness exposure in rat trabecular bone? p 183 N88-19928  
 The influence of space flight on water-salt homeostasis in man and animals p 199 N88-19943  
 Cytopreservation of isolated rat hepatocytes for future use in Spacelab experiments: Preliminary results p 185 N88-19950
- REACTION PRODUCTS**  
 Ultraviolet (180 to 300 nm) action spectra for inactivation and DNA photoproduct formation of *Bacillus subtilis* spores under ultrahigh vacuum p 184 N88-19931
- REACTION TIME**  
 Quantification of reaction time and time perception during Space Shuttle operations p 205 A88-29565  
 The effect of altitude on tests of reaction time and alertness p 205 A88-29569  
 Assessment of work capacity in operators by using statistical characteristics of a simple visual-motor reaction p 207 A88-32049  
 Training in time interval discrimination using verbal feedback p 209 N88-19985
- RECYCLING**  
 A concept study of a regenerable gas recycling system p 212 A88-29144  
 A preliminary experimental study on the gas recycling system for CELSS p 212 A88-29145
- REDUCED GRAVITY**  
 Amphibian development in microgravity p 173 A88-29111  
 Behavior and brain activity of carp during parabolic-flight low gravity p 174 A88-29122  
 Postural control of fish during parabolic aircraft flight p 174 A88-29123  
 The effect of centrifugal force on the gain and phase of the canal-ocular reflex in rabbit p 175 A88-29126  
 The role of graviception in classically conditioned visual responses of the marine snail *Hermissenda* p 175 A88-29129  
 Models of amphibian embryonic development and their predictions for development at microgravity p 176 A88-29133  
 Proceedings of the 3rd European Symposium on Life Sciences Research in Space [ESA-SP-271] p 181 N88-19893  
 Life sciences in the framework of the ESA microgravity program and future flight opportunities p 181 N88-19895  
 ESA's facility for research in human physiology in space: Anthorack p 196 N88-19896  
 Second-generation respiratory monitoring system for microgravity studies in man p 197 N88-19906  
 Plant biology in space p 182 N88-19910  
 Ecological algal system in microgravity conditions: Preliminary results p 182 N88-19915  
 Fluid volume changes in astronauts: How they fit our understanding of physiology p 197 N88-19919  
 Cardiovascular adaptation to zero-g during a long term flight (237 days) on board the Salyut 7 Soviet space station (1984) p 197 N88-19920  
 Cardiac and peripheral circulation assessment by ultrasound on 3 astronauts during two 7-day space flights (1982 Salyut-7 - 1985 STS 51G) p 197 N88-19921  
 Physiological reactions upon controlled changes of blood distribution in humans p 198 N88-19924  
 Effects of cosmic heavy ion radiation and space microgravity on plant systems p 184 N88-19936  
 Vestibular integrated function and microgravity p 184 N88-19937  
 Biorack experiments in Spacelab D-1 and TML-1: Further developments in gravitational biology p 185 N88-19953  
 Why life science in space? The next step to go beyond p 221 N88-19954  
 The suspended Japanese quail as an animal model for experiments related to microgravity p 186 N88-19960  
 Animal research on the Space Station p 186 N88-19964
- REGENERATION (PHYSIOLOGY)**  
 Plant cell cultures in space biology studies p 182 N88-19913  
 Aspects of bioregenerative life support systems p 218 N88-19917  
 Organs and tissues regeneration in amphibia under the space flight conditions p 185 N88-19951  
 Regenerative life support system research [NASA-CR-182606] p 218 N88-20006
- REGULATORY MECHANISMS (BIOLOGY)**  
 Regulation of calcium metabolism during prolonged antihypothalamic hypokinesia [NASA-TT-20219] p 196 N88-19085
- REINFORCEMENT (PSYCHOLOGY)**  
 Training in time interval discrimination using verbal feedback p 209 N88-19985
- REMOTE CONTROL**  
 Promising concepts for ground-to-orbit experiment teleoperation — Columbus p 215 N88-19518  
 Teleoperation for a Spacelab technology experiment p 215 N88-19521  
 Utilization of robotics and teleoperation for future in-orbit operations p 216 N88-19527
- REMOTE MANIPULATOR SYSTEM**  
 On a knowledge based assisted system for highly autonomous control of experiment-manipulators in the Man-Tended Free Flyer p 214 N88-19505  
 The Hermes robot arm, its design and verification p 215 N88-19508  
 Remote manipulation in orbital construction, servicing and repair missions: Is one arm enough? A comparative evaluation of the performance features of robots with one or more arms p 215 N88-19509  
 Covariant control of bilateral servos for in-orbit manipulation p 215 N88-19520  
 Teleoperation for a Spacelab technology experiment p 215 N88-19521  
 The Hermes manipulation system (HERA) simulation facility development p 216 N88-19524  
 A teleoperated manipulator system concept for unmanned platforms — Columbus p 216 N88-19537  
 Multi-axis control of telemanipulators p 217 N88-19539
- RENAL FUNCTION**  
 Regulation of calcium metabolism during prolonged antihypothalamic hypokinesia [NASA-TT-20219] p 196 N88-19085  
 Is ANF implied in the night attenuated renal response to central hypervolemia? p 199 N88-19945  
 Human adaptation to various hypercapnic conditions in relation to salivary electrolyte dynamics and renal function p 202 N88-19977
- RENDEZVOUS GUIDANCE**  
 Space vehicle approach velocity judgments under simulated visual space conditions [NASA-TM-89437] p 209 N88-19094
- REPRODUCTION (BIOLOGY)**  
 Cybernetic origins of replication p 178 A88-31482
- RESEARCH**  
 Genetic research in space [NASA-TT-20216] p 180 N88-19066
- RESPIRATION**  
 Applications of a mass spectrometer-computer system to the study of gravitational effects on respiration, circulation and metabolism p 188 A88-29121  
 Possible mechanisms of periodic breathing during sleep p 191 A88-30407  
 Sleep and the ventilatory response to resistive loading in normal men p 191 A88-30409  
 Toxic effects of man-made mineral fibers with particular reference to ceramic fibers [AD-A187949] p 193 N88-19072  
 Electromagnetic metrics of mental workload [AD-A188205] p 209 N88-19093  
 Respiratory parameters aboard an aircraft performing parabolic flights p 196 N88-19902  
 Breath-by-breath measurement of alveolar gas exchange p 197 N88-19905  
 Nitrogen's biological effect on oxygen transport through hematoparenchymal barrier p 200 N88-19967  
 Human adaptation to various hypercapnic conditions in relation to salivary electrolyte dynamics and renal function p 202 N88-19977  
 Air quality and human performance, chapter 16 [AD-A188335] p 203 N88-19988  
 Fibrous glass aerosols: A literature review [AD-A188420] p 219 N88-20008
- RESPIRATORY IMPEDANCE**  
 Sleep and the ventilatory response to resistive loading in normal men p 191 A88-30409
- RESPIRATORY PHYSIOLOGY**  
 Assisted positive pressure breathing for augmentation of acceleration tolerance time p 189 A88-29566  
 Ventilatory and gas exchange dynamics in response to head-down tilt with and without venous occlusion p 190 A88-29568  
 Effects of beta-adrenergic blockade on ventilation and gas exchange during the rest to work transition p 190 A88-29571  
 Permeability of the hematoparenchymatous oxygen barrier under variable partial oxygen pressure in inhaled air p 177 A88-30002
- The state of the respiratory chain components of hepatocytes under the combined effects of hyperoxobaria and the beta-adrenoblocking agent oxidan p 177 A88-30003  
 The respiratory system under weightlessness p 181 N88-19901  
 Respiratory parameters aboard an aircraft performing parabolic flights p 196 N88-19902  
 The effect of orthostatic changes in central blood volume on the heart rate response to graded Valsalva maneuvers p 196 N88-19904  
 Breath-by-breath measurement of alveolar gas exchange p 197 N88-19905  
 Second-generation respiratory monitoring system for microgravity studies in man p 197 N88-19906  
 Lung function in simulated microgravity p 197 N88-19907  
 Closed system physiology: Role of oxygen in the development of wheat p 182 N88-19916
- RESPIRATORY RATE**  
 Possible mechanisms of periodic breathing during sleep p 191 A88-30407  
 Abnormal control of ventilation in high-altitude pulmonary edema p 191 A88-30410  
 Desynchronization of heart rate and breathing frequency after transmeridional flight across three time zones p 200 N88-19968
- RESPIRATORY SYSTEM**  
 The respiratory system under weightlessness p 181 N88-19901
- RETINA**  
 Psychophysical, biochemical and histological studies of spectrally selective photic damage to primate retina [AD-A188115] p 179 N88-19063
- RHEOLOGY**  
 Quantitative study of morphology of aggregation of red cells in patients' blood and in the reconstituted suspensions p 188 A88-29172
- RHYTHM (BIOLOGY)**  
 Center for the study of rhythmic processes [AD-A188204] p 195 N88-19078  
 Interrelationship of heart rhythm indicators and resistance to hypoxia in Antarctic polar workers p 201 N88-19974
- RIBONUCLEIC ACIDS**  
 Prebiotic ribose synthesis - A critical analysis p 220 A88-31481  
 Cybernetic origins of replication p 178 A88-31482  
 Evolution of *E. coli* tRNA(Trp) p 178 A88-31483
- RIBOSE**  
 Prebiotic ribose synthesis - A critical analysis p 220 A88-31481
- ROBOTICS**  
 Visual integration and detection of discontinuities: The key role of intensity edges [AD-A188012] p 194 N88-19076  
 Research in knowledge representation for natural language communication and planning assistance [AD-A187355] p 208 N88-19087  
 On a knowledge based assisted system for highly autonomous control of experiment-manipulators in the Man-Tended Free Flyer p 214 N88-19505  
 A knowledge-based approach for sensory-controlled assembly operations p 214 N88-19506  
 Mobile robot activity model for autonomous free flying platforms p 214 N88-19507  
 Ground based supervisory and programming system for automatic experiment execution in orbit p 215 N88-19519  
 Teleoperation for a Spacelab technology experiment p 215 N88-19521  
 Utilization of robotics and teleoperation for future in-orbit operations p 216 N88-19527  
 ROTEX: The Robotic Technology Experiment on Spacelab D-2 mission p 216 N88-19530  
 Technology requirements for telerobotic satellite servicing in space p 216 N88-19536  
 Man-tended options for European space robotics p 217 N88-19538
- ROBOTS**  
 Mobile robot activity model for autonomous free flying platforms p 214 N88-19507  
 The Hermes robot arm, its design and verification p 215 N88-19508  
 Remote manipulation in orbital construction, servicing and repair missions: Is one arm enough? A comparative evaluation of the performance features of robots with one or more arms p 215 N88-19509  
 Covariant control of bilateral servos for in-orbit manipulation p 215 N88-19520  
 The Hermes manipulation system (HERA) simulation facility development p 216 N88-19524  
 ROTEX: The Robotic Technology Experiment on Spacelab D-2 mission p 216 N88-19530

**ROTARY WING AIRCRAFT**

Reducing rotary wing aircraft development time/cost through the use of simulation p 219 N88-20186

**ROTATING ENVIRONMENTS**

Gastric emptying assessment by echography after a stress (rotating chair) p 199 N88-19955

**RUNNING**

Running-induced changes in lung function are not altered by acute moderate hypoxia p 189 A88-29567

**S**

**SALIVA**

Human adaptation to various hypercapnic conditions in relation to salivary electrolyte dynamics and renal function p 202 N88-19977

**SEDATIVES**

Selected aspects of triazolam in relation to aviator performance in naval flight operations [AD-A189322] p 204 N88-19996

**SEMANTICS**

Research in knowledge representation for natural language communication and planning assistance [AD-A187355] p 208 N88-19087

**SENSITIVITY**

Visual contrast sensitivity functions obtained from untrained observers using tracking and staircase procedures [AD-A187715] p 208 N88-19089

**SENSORIMOTOR PERFORMANCE**

Assessment of work capacity in operators by using statistical characteristics of a simple visual-motor reaction p 207 A88-32049  
Risk of hypertension and functional cerebral laterality in oil expedition works in far north p 202 N88-19980

**SENSORY FEEDBACK**

Center for the study of rhythmic processes [AD-A188204] p 195 N88-19078

**SENSORY PERCEPTION**

Peripheral sensory processing in mammalian gravity receptors - Observations of ciliary tuft configurations p 191 A88-31022

**SENSORY STIMULATION**

Vestibular response to caloric stimulation during orbital flight p 198 N88-19939

**SERVOCONTROL**

Covariant control of bilateral servos for in-orbit manipulation p 215 N88-19520

**SERVOMECHANISMS**

Covariant control of bilateral servos for in-orbit manipulation p 215 N88-19520

**SHIVERING**

Manipulation of muscle glycogen concentrations using high and low carbohydrate diets and exercise [AD-A187732] p 193 N88-19069

**SIGNAL TO NOISE RATIOS**

Putting the visual system noise back in the picture p 206 A88-29745

**SIGNS AND SYMPTOMS**

Simulator induced syndrome in Coast Guard aviators p 205 A88-29573

**SIMULATION**

OMV man/system simulation integration: A preliminary analysis and recommendation [NASA-CR-182602] p 218 N88-20005  
Reducing rotary wing aircraft development time/cost through the use of simulation p 219 N88-20186

**SIMULATORS**

The Hermes manipulation system (HERA) simulation facility development p 216 N88-19524

**SKIN RESISTANCE**

Estimation of body fluid shift by electrical impedance in various postures p 199 N88-19956

**SLEEP**

Possible mechanisms of periodic breathing during sleep p 191 A88-30407  
Sleep and the ventilatory response to resistive loading in normal men p 191 A88-30409  
Neurohumoral aspects of sleep [AD-A188653] p 204 N88-19992

**SLEEP DEPRIVATION**

Role of adenosine analogs and growth hormone in waking and sleep [AD-A187897] p 193 N88-19070

**SOCIAL FACTORS**

Social factors in space station interiors p 217 N88-19888

**SOLAR MAXIMUM MISSION**

Remote repair demonstration of Solar Maximum main electronics box p 215 N88-19510

**SOLAR RADIATION**

Solar plant growth facility (SPGF) - An approach toward future biological life support systems p 212 A88-29141

**SONAR**

Human efficiency for visual detection of targets on CRT displays using a two-level multiple channel time history format [AD-A188419] p 210 N88-20001

**SPACE ADAPTATION SYNDROME**

Role of histamine in motion sickness and space motion sickness p 174 A88-29124  
Vestibular-visual conflict training --- to reduce symptoms of space motion sickness p 175 A88-29125  
The effect of centrifugal force on the gain and phase of the canal-ocular reflex in rabbit p 175 A88-29126  
Functional organization of the cat utricle studied with the vestibuloocular reflex induced by electrical stimulation p 175 A88-29127  
Speculations on depletion of the red cell mass in astronauts, and on space sickness p 189 A88-29174  
Genetic research in space [NASA-TT-20216] p 180 N88-19066  
Cardiovascular adaptation to zero-g during a long term flight (237 days) on board the Salyut 7 Soviet space station (1984) p 197 N88-19920  
Cardiac and peripheral circulation assessment by ultrasound on 3 astronauts during two 7-day space flights (1982 Salyut-7 - 1985 STS 51G) p 197 N88-19921  
Load and control of the cardiocirculatory system in weightlessness p 198 N88-19922  
Neuro-reflex mechanisms of circulation regulation in simulated microgravity p 183 N88-19923  
'The rate of adaptation to altered g in the human centrifuge: Implications for simulations of mass-discrimination in space flight p 198 N88-19941  
Gastric emptying assessment by echography after a stress (rotating chair) p 199 N88-19955

**SPACE COLONIES**

Space farming in the 21st century p 177 A88-29237

**SPACE ENVIRONMENT SIMULATION**

Sympathetic nervous responses in man to weightlessness simulated by head-out water immersion p 187 A88-29114  
Ultraviolet (180 to 300 nm) action spectra for inactivation and DNA photoproduct formation of Bacillus subtilis spores under ultrahigh vacuum p 184 N88-19931  
Survival and mutation induction of dehydrated yeast cells after UV exposure p 184 N88-19932  
Cellular effects of heavy ions: Experimental results and theoretical approaches --- space radiation p 184 N88-19933

**SPACE FLIGHT**

Azolla and other small vascular floating plants as a functioning agent of nitrogen fixation in CELSS p 211 A88-29135  
Organs and tissues regeneration in amphibia under the space flight conditions p 185 N88-19951

**SPACE FLIGHT FEEDING**

Unconventional food regeneration in space - Opportunities for microbial food production p 211 A88-29137

**SPACE FLIGHT STRESS**

Cytomorphology and ultrastructure of corn root meristem in weightlessness p 180 N88-19891  
Hypnosis: Possible applications for cosmonauts p 209 N88-19984

**SPACE FLIGHT TRAINING**

Summary of Payload Integration Plan (PIP) for Starlab-1 flight experiment, enclosure 3 [NASA-TM-89713] p 207 N88-19086

**SPACE PERCEPTION**

Visual evoked potentials [AD-A187942] p 193 N88-19071

**SPACE PLATFORMS**

Mobile robot activity model for autonomous free flying platforms p 214 N88-19507

**SPACE PROCESSING**

Cell cultures in space: From basic research to biotechnology 2 p 185 N88-19948

**SPACE PROGRAMS**

Proceedings of the 3rd European Symposium on Life Sciences Research in Space [ESA-SP-271] p 181 N88-19893

**SPACE SHUTTLE MISSION 31-A**

Studies of the vestibulo-ocular reflex on STS 4, 5 and 6 [NASA-TM-100461] p 203 N88-19987

**SPACE SHUTTLE MISSION 31-B**

Studies of the vestibulo-ocular reflex on STS 4, 5 and 6 [NASA-TM-100461] p 203 N88-19987

**SPACE SHUTTLES**

Quantification of reaction time and time perception during Space Shuttle operations p 205 A88-29565

**SPACE STATION POLAR PLATFORMS**

A teleoperated manipulator system concept for unmanned platforms --- Columbus p 216 N88-19537

**SPACE STATIONS**

The opportunities for space biology research on the Space Station p 176 A88-29134  
The feasibility of Chlorella as the exchanger of CO2 for O2 and the food resources in the Space Station p 211 A88-29136  
Need, utilization, and configuration of a large, multi-G centrifuge on the Space Station p 211 A88-29140  
Space vehicle approach velocity judgments under simulated visual space conditions [NASA-TM-89437] p 209 N88-19094  
Technology requirements for telerobotic satellite servicing in space p 216 N88-19536  
Space Station Human Factors Research Review. Volume 3: Space Station Habitability and Function: Architectural Research [NASA-CP-2426-VOL-3] p 180 N88-19883  
Space station architectural elements model study. Space station human factors research review p 217 N88-19884  
Space station architectural elements model study [REPT-31799] p 217 N88-19885  
Space station group activities habitability module study: A synopsis p 217 N88-19886  
Social factors in space station interiors p 217 N88-19888

**SPACE SUITS**

Thermal coating required for hard space suits p 213 A88-30586  
EVA, the technological challenge p 216 N88-19535

**SPACE TRANSPORTATION SYSTEM 4 FLIGHT**

Studies of the vestibulo-ocular reflex on STS 4, 5 and 6 [NASA-TM-100461] p 203 N88-19987

**SPACEBORNE EXPERIMENTS**

Biological sciences in space 1986; Proceedings of the 1986 International Symposium, Nagoya, Japan, Nov. 10-12, 1986 p 173 A88-29103  
The space life sciences research and application in Europe p 173 A88-29106  
Physiological and medical measurements in space - The ESA Anthracite p 187 A88-29108  
Orbital weightlessness as a new tool for vestibular research - Experiments in two Spacelab missions including experiments on caloric nystagmus p 187 A88-29110  
Amphibian development in microgravity p 173 A88-29111  
The low pressure part of the circulation under micro-G p 188 A88-29116  
Cell cultures in space - From basic research to biotechnology p 176 A88-29131  
Fertirrigation systems in plant culture --- for space applications p 211 A88-29132  
The opportunities for space biology research on the Space Station p 176 A88-29134  
Need, utilization, and configuration of a large, multi-G centrifuge on the Space Station p 211 A88-29140  
First haemorrhological experiment on NASA Space Shuttle 'Discovery' STS 51-C - Aggregation of red cells p 189 A88-29173  
Promising concepts for ground-to-orbit experiment teleoperation --- Columbus p 215 N88-19518  
Ground based supervisory and programming system for automatic experiment execution in orbit p 215 N88-19519  
Cytomorphology and ultrastructure of corn root meristem in weightlessness p 180 N88-19891  
The European Space Agency's role in life sciences and research in space p 181 N88-19894  
Exobiology and botany facilities for EURECA p 181 N88-19898  
Life sciences research in space: The requirement for animal models p 181 N88-19909  
Fish as a tool for testing fitness in space p 186 N88-19963  
Animal research on the Space Station p 186 N88-19964

**SPACECRAFT CABINS**

Space station group activities habitability module study: A synopsis p 217 N88-19886

**SPACECRAFT DESIGN**

Space Station Human Factors Research Review. Volume 3: Space Station Habitability and Function: Architectural Research [NASA-CP-2426-VOL-3] p 180 N88-19883  
Space station architectural elements model study. Space station human factors research review p 217 N88-19884  
Radiation problems in manned space flight with a view to the Space Station p 218 N88-19934

**SPACECRAFT DOCKING**

Space vehicle approach velocity judgments under simulated visual space conditions [NASA-TM-89437] p 209 N88-19094

## SPACECRAFT EQUIPMENT

Covariant control of bilateral servos for in-orbit manipulation p 215 N88-19520

## SPACECRAFT MAINTENANCE

Remote manipulation in orbital construction, servicing and repair missions: Is one arm enough? A comparative evaluation of the performance features of robots with one or more arms p 215 N88-19509

Remote repair demonstration of Solar Maximum main electronics box p 215 N88-19510

## SPACECREWS

Hemolysis in runners as evidenced by low serum haptoglobin: Implications for preflight monitoring of astronauts [NASA-TM-100304] p 192 N88-19067

Studies of the vestibulo-ocular reflex on STS 4, 5 and 6 [NASA-TM-100461] p 203 N88-19987

## SPACELAB

The low pressure part of the circulation under micro-G p 188 A88-29116

Second-generation respiratory monitoring system for microgravity studies in man p 197 N88-19906

Implications of shiftwork in space for human physiology experiments p 198 N88-19942

## SPACELAB PAYLOADS

Teleoperation for a Spacelab technology experiment p 215 N88-19521

ROTEX: The Robotic Technology Experiment on Spacelab D-2 mission p 216 N88-19530

ESA's facility for research in human physiology in space: Anthorack p 196 N88-19896

BIOTEX, a project for biotechnological basic experiments under microgravity --- Spacelab p 181 N88-19899

The respiratory system under weightlessness p 181 N88-19901

Gravising in lentil seedling roots grown in space (Spacelab D-1 mission) p 182 N88-19911

The use of plant protoplasts in biotechnological space research p 182 N88-19914

Vestibular response to caloric stimulation during orbital flight p 198 N88-19939

Synopsis of the Spacelab D-1 frog statolith experiment STATEX p 185 N88-19940

Cyropreservation of isolated rat hepatocytes for future use in Spacelab experiments: Preliminary results p 185 N88-19950

Biorack experiments in Spacelab D-1 and TML-1: Further developments in gravitational biology p 185 N88-19953

Application of ARIADNE: A data bank-based information system for human physiology research --- Spacelab Anthorack p 186 N88-19962

## SPATIAL DEPENDENCIES

Display proximity in multicue information integration - The benefits of boxes p 205 A88-29400

## SPATIAL DISTRIBUTION

Visual contrast sensitivity functions obtained from untrained observers using tracking and staircase procedures [AD-A187715] p 208 N88-19089

## SPATIAL RESOLUTION

Photon noise and constant-volume operators p 206 A88-29747

## SPECIMENS

Cyropreservation of isolated rat hepatocytes for future use in Spacelab experiments: Preliminary results p 185 N88-19950

## SPECTRAL SENSITIVITY

Psychophysical, biochemical and histological studies of spectrally selective photic damage to primate retina [AD-A188115] p 179 N88-19063

## SPECTROPHOTOMETRY

A near-infrared spectrophotometric method for studying brain O<sub>2</sub> sufficiency in man during +Gz acceleration p 189 A88-29562

## SPINAL CORD

Neuropeptides in experimental head injury [AD-A188067] p 194 N88-19077

## SPINE

The importance of the spine X-ray in the practice of aviation medicine p 192 A88-32050

## STANDARDIZATION

Some reflections on the standardization of bed-rest procedures for weightlessness simulation (cardiovascular and endocrine aspects) p 200 N88-19961

## STATIC LOADS

Reactions of the cardiovascular system to static load in athletes and in untrained subjects p 191 A88-32016

## STATISTICAL ANALYSIS

Assessment of work capacity in operators by using statistical characteristics of a simple visual-motor reaction p 207 A88-32049

Causes and prevention of occupational Repetition Strain Injuries (RSI) p 195 N88-19083

## STEREOSCOPIC VISION

Visual evoked potentials [AD-A187942] p 193 N88-19071

## STIMULANTS

Individual and typological characteristics of auditory response to an acoustic stimulus as determined from mean evoked potentials in the cortex of healthy subjects p 207 A88-32134

## STIMULATION

Precapillary and postcapillary resistance and transcapillary fluid exchange in the intestine under the effects of hypoxic and hypothermic stimuli on the organism p 178 A88-32014

Disuse condition stimulates bone resorption in organ culture p 183 N88-19926

Neck receptor stimulation in 0 and 1 g p 198 N88-19938

## STOMACH

Gastric emptying during exercise: Effects of acute heat stress, acclimation and hypohydration [AD-A188008] p 194 N88-19073

## STORAGE STABILITY

Cyropreservation of isolated rat hepatocytes for future use in Spacelab experiments: Preliminary results p 185 N88-19950

## STORMS

Effects of stress on judgement and decision making in dynamic tasks [AD-A188203] p 209 N88-19092

## STRESS (PHYSIOLOGY)

Manipulation of muscle glycogen concentrations using high and low carbohydrate diets and exercise [AD-A187732] p 193 N88-19069

Gastric emptying during exercise: Effects of acute heat stress, acclimation and hypohydration [AD-A188008] p 194 N88-19073

Development of a coping strategies questionnaire to assess endurance performance [AD-A188010] p 194 N88-19074

Operation Everest 2: Alterations in the immune system at high altitude [AD-A188011] p 194 N88-19075

Causes and prevention of occupational Repetition Strain Injuries (RSI) p 195 N88-19083

Endocrine responses to resistance exercise [AD-A188681] p 204 N88-19993

Motion sickness: A study of its effects on human physiology [AD-A188821] p 204 N88-19995

## STRESS (PSYCHOLOGY)

Development of a coping strategies questionnaire to assess endurance performance [AD-A188010] p 194 N88-19074

Protection from stress p 202 N88-19978

Individual functional typology of sympathoadrenal system as indicator of physiological status in adverse environments p 202 N88-19979

## SUBLIMINAL STIMULI

Two attentional models of classical conditioning: Variations in CS effectiveness revisited [AD-A187697] p 208 N88-19088

## SUGGESTION

Hypnosis: Possible applications for cosmonauts p 209 N88-19984

## SURGERY

Effect of reflexotherapy on the functional status of the visual analyzer of operators p 190 A88-29888

## SUSPENDING (HANGING)

Does 7-day hindquarters unloading simulate 7 days of weightlessness exposure in rat trabecular bone? p 183 N88-19928

The suspended Japanese quail as an animal model for experiments related to microgravity p 186 N88-19960

## SYMPATHETIC NERVOUS SYSTEM

Sympathetic nervous responses in man to weightlessness simulated by head-out water immersion p 187 A88-29114

Individual functional typology of sympathoadrenal system as indicator of physiological status in adverse environments p 202 N88-19979

Direct interaction between autonomic nerves and the immune system [AD-A188576] p 204 N88-19991

## SYNCHRONISM

A neuronal model of classical conditioning [AD-A188378] p 210 N88-19999

## SYSTEMS ENGINEERING

Integration, design, and construction of a CELSS breadboard facility for bioregenerative life support system research p 212 A88-29143

Workload management in military cockpits - Present insights p 213 A88-32677

Workload and situation awareness in future aircraft p 213 A88-32678

A worked example of an application of the SAINT simulation program [AD-A188198] p 214 N88-19097

The Hermes robot arm, its design and verification p 215 N88-19508

Aspects of bioregenerative life support systems p 218 N88-19917

Visual display representation of multidimensional systems: The effect of information correlation and display integrity [AD-A188655] p 219 N88-20010

## T

## TACHISTOSCOPIES

Mechanisms of early light and dark adaptations p 201 N88-19972

## TACTICS

Computer aided tactics for air combat p 217 N88-19559

Aircrew training devices: Utility and utilization of advanced instructional features, phase 4 [AD-A188418] p 210 N88-20000

## TACTILE DISCRIMINATION

The rate of adaptation to altered g in the human centrifuge: Implications for simulations of mass-discrimination in space flight p 198 N88-19941

## TARGET RECOGNITION

Human efficiency for visual detection of targets on CRT displays using a two-level multiple channel time history format [AD-A188419] p 210 N88-20001

## TASKS

Motor control in man and monkey p 179 N88-19065

Brain activity during tactical decision-making. Part 2: Probe-evoked potentials and workload [AD-A188688] p 204 N88-19994

## TECHNOLOGY ASSESSMENT

Remote manipulation in orbital construction, servicing and repair missions: Is one arm enough? A comparative evaluation of the performance features of robots with one or more arms p 215 N88-19509

ROTEX: The Robotic Technology Experiment on Spacelab D-2 mission p 216 N88-19530

Technology requirements for telerobotic satellite servicing in space p 216 N88-19536

## TECHNOLOGY UTILIZATION

Utilization of robotics and teleoperation for future in-orbit operations p 216 N88-19527

## TELEOPERATORS

Technology requirements for telerobotic satellite servicing in space p 216 N88-19536

A teleoperated manipulator system concept for unmanned platforms --- Columbus p 216 N88-19537

Multi-axis control of telemanipulators p 217 N88-19539

## TEMPERATURE EFFECTS

Gastric emptying during exercise: Effects of acute heat stress, acclimation and hypohydration [AD-A188008] p 194 N88-19073

## TEMPERATURE MEASUREMENT

Vestibular response to caloric stimulation during orbital flight p 198 N88-19939

## THERMAL PROTECTION

Thermal coating required for hard space suits p 213 A88-30586

## THERMODYNAMIC PROPERTIES

Theoretical investigation of the role of clay edges in prebiotic peptide bond formation. II - Structures and thermodynamics of the activated complex species p 220 A88-31484

## THERMOREGULATION

Manipulation of muscle glycogen concentrations using high and low carbohydrate diets and exercise [AD-A187732] p 193 N88-19069

## THYMIC

Survival and mutation induction of dehydrated yeast cells after UV exposure p 184 N88-19932

## TIME

Hypnosis: Possible applications for cosmonauts p 209 N88-19984

## TISSUES (BIOLOGY)

Critical phenomena and electromagnetic effects in biological membranes [AD-A188156] p 179 N88-19064

## TOLERANCES (PHYSIOLOGY)

Psychophysical, biochemical and histological studies of spectrally selective photic damage to primate retina [AD-A188115] p 179 N88-19063

Toxic effects of man-made mineral fibers with particular reference to ceramic fibers [AD-A187949] p 193 N88-19072

- Interrelationship of heart rhythm indicators and resistance to hypoxia in Antarctic polar workers p 201 N88-19974
- Air quality and human performance, chapter 16 [AD-A188335] p 203 N88-19988
- Medical problems related to altitude in: Human performance physiology and environmental medicine at terrestrial extremes, chapter 14 [AD-A188340] p 203 N88-19989
- Direct interaction between autonomic nerves and the immune system [AD-A188576] p 204 N88-19991
- TOXICITY**
- Toxic effects of man-made mineral fibers with particular reference to ceramic fibers [AD-A187949] p 193 N88-13072
- Fibrous glass aerosols: A literature review [AD-A188420] p 219 N88-20008
- TOXICOLOGY**
- USSR report: Life sciences. Biomedical and behavioral sciences [JPRS-UBB-87-010] p 180 N88-19889
- JPRS report: Science and technology. USSR: Life sciences [JPRS-ULS-88-002] p 203 N88-19982
- TRACE CONTAMINANTS**
- The development of an improved research animal holding facility - Trace contaminants/odors experiments with a functional model p 212 A88-29147
- TRACKING PROBLEM**
- Modeling of task-dependent characteristics of human operator dynamics pursuit manual tracking p 206 A88-30853
- TRAINING ANALYSIS**
- Hypnosis: Possible applications for cosmonauts p 209 N88-19984
- TRAINING DEVICES**
- Aircrew training devices: Utility and utilization of advanced instructional features, phase 4 [AD-A188418] p 210 N88-20000
- TRAINING EVALUATION**
- Visual recognition training: Effectiveness of computer graphics [AD-A188302] p 210 N88-19997
- TRANQUILIZERS**
- Carbamates, atropine, and diazepam: Effects on performance in the running rat [AD-A188009] p 179 N88-19062
- TRANSOCEANIC FLIGHT**
- Desynchronization of heart rate and breathing frequency after transmeridional flight across three time zones p 200 N88-19968
- TROPICAL REGIONS**
- Perspectives in microclimate cooling involving protective clothing in hot environments [AD-A188370] p 218 N88-20007
- U**
- U.S.S.R.**
- USSR report: Life sciences. Biomedical and behavioral sciences [JPRS-UBB-87-010] p 180 N88-19889
- USSR report: Life sciences. Biomedical and behavioral sciences [JPRS-UBB-87-008] p 200 N88-19966
- JPRS report: Science and technology. USSR: Life sciences [JPRS-ULS-88-002] p 203 N88-19982
- U.S.S.R. SPACE PROGRAM**
- Man in space: 25 years of manned space flights in the Soviet Union - Biomedical aspects p 187 A88-29105
- Medilab: A project of a medical laboratory in space p 199 N88-19946
- ULTRAVIOLET RADIATION**
- DNA damage and mutation induced by a health lamp-light (UVB) in *Escherichia coli* p 175 A88-29130
- URINE**
- Human adaptation to various hypercapnic conditions in relation to salivary electrolyte dynamics and renal function p 202 N88-19977
- USER REQUIREMENTS**
- User perceptions of side-arm flight control in rotary-wing aircraft [AD-A188519] p 219 N88-20009
- UTILIZATION**
- Disuse condition stimulates bone resorption in organ culture p 183 N88-19926
- V**
- VACUUM EFFECTS**
- Survival under space vacuum: Biochemical aspects p 184 N88-19930

- Ultraviolet (180 to 300 nm) action spectra for inactivation and DNA photoproduct formation of *Bacillus subtilis* spores under ultrahigh vacuum p 184 N88-19931
- VALSALVA EXERCISE**
- The effect of orthostatic changes in central blood volume on the heart rate response to graded Valsalva maneuvers p 196 N88-19904
- VASOCONSTRICTION**
- Vasoconstriction in the hand heated locally - A mechanism for reducing heat transportation into the body from hot contact objects p 188 A88-29120
- VEGETATION GROWTH**
- Solar plant growth facility (SPGF) - An approach toward future biological life support systems p 212 A88-29141
- VENTILATION**
- Ventilatory and gas exchange dynamics in response to head-down tilt with and without venous occlusion p 190 A88-29568
- Effects of beta-adrenergic blockade on ventilation and gas exchange during the rest to work transition p 190 A88-29571
- Sleep and the ventilatory response to resistive loading in normal men p 191 A88-30409
- Liquid ventilation: New data and possible use in space medicine p 197 N88-19908
- VERBAL COMMUNICATION**
- Training in time interval discrimination using verbal feedback p 209 N88-19985
- VESTIBULAR NYSTAGMUS**
- Orbital weightlessness as a new tool for vestibular research - Experiments in two Spacelab missions including experiments on caloric nystagmus p 187 A88-29110
- The characteristics of the vestibular-apparatus statokinetic function and of gastric motor activity in children with functional digestive disorders p 192 A88-32133
- VESTIBULAR TESTS**
- Orbital weightlessness as a new tool for vestibular research - Experiments in two Spacelab missions including experiments on caloric nystagmus p 187 A88-29110
- Vestibular-visual conflict training --- to reduce symptoms of space motion sickness p 175 A88-29125
- The effect of centrifugal force on the gain and phase of the canal-ocular reflex in rabbit p 175 A88-29126
- Functional organization of the cat utricle studied with the vestibuloocular reflex induced by electrical stimulation p 175 A88-29127
- Biophysical and biochemical mechanisms for long-term adaptive modifications of a molluscan visual-vestibular network p 175 A88-29128
- The characteristics of the vestibular-apparatus statokinetic function and of gastric motor activity in children with functional digestive disorders p 192 A88-32133
- Vestibular response to caloric stimulation during orbital flight p 198 N88-19939
- Facilitory effects of voluntary movements, on vestibulomotor reaction p 202 N88-19976
- Studies of the vestibulo-ocular reflex on STS 4, 5 and 6 [NASA-TM-100461] p 203 N88-19987
- VESTIBULES**
- Vestibular integrated function and microgravity p 184 N88-19937
- VIEWING**
- The effects of target wavelength on dynamic visual acuity under photopic and scotopic viewing p 205 A88-29399
- VISCOMETERS**
- Quantitative study of morphology of aggregation of red cells in patients' blood and in the reconstituted suspensions p 188 A88-29172
- VISIBILITY**
- Visual evoked potentials [AD-A187942] p 193 N88-19071
- VISION**
- The effect of centrifugal force on the gain and phase of the canal-ocular reflex in rabbit p 175 A88-29126
- Functional organization of the cat utricle studied with the vestibuloocular reflex induced by electrical stimulation p 175 A88-29127
- Biophysical and biochemical mechanisms for long-term adaptive modifications of a molluscan visual-vestibular network p 175 A88-29128
- Efficiency of a model human image code p 206 A88-29746
- VISUAL ACUITY**
- The effects of target wavelength on dynamic visual acuity under photopic and scotopic viewing p 205 A88-29399
- Laser flash effects on chromatic discrimination in monkeys [AD-A187703] p 179 N88-19061
- Visual contrast sensitivity functions obtained from untrained observers using tracking and staircase procedures [AD-A187715] p 208 N88-19089

- Measuring functional feasibility of human visual system p 203 N88-19983
- VISUAL DISCRIMINATION**
- Human contrast discrimination and the threshold of cortical neurons p 206 A88-29744
- Laser flash effects on chromatic discrimination in monkeys [AD-A187703] p 179 N88-19061
- Visual contrast sensitivity functions obtained from untrained observers using tracking and staircase procedures [AD-A187715] p 208 N88-19089
- Measuring functional feasibility of human visual system p 203 N88-19983
- VISUAL PERCEPTION**
- Effect of reflexotherapy on the functional status of the visual analyzer of operators p 190 A88-29888
- Visual contrast sensitivity functions obtained from untrained observers using tracking and staircase procedures p 208 N88-19089
- Space vehicle approach velocity judgments under simulated visual space conditions [NASA-TM-89437] p 209 N88-19094
- Neck receptor stimulation in 0 and 1 g p 198 N88-19938
- Mechanisms of early light and dark adaptations p 201 N88-19972
- Visual recognition training: Effectiveness of computer graphics [AD-A188302] p 210 N88-19997
- Human efficiency for visual detection of targets on CRT displays using a two-level multiple channel time history format [AD-A188419] p 210 N88-20001
- VISUAL SIGNALS**
- Assessment of work capacity in operators by using statistical characteristics of a simple visual-motor reaction p 207 A88-32049
- VISUAL STIMULI**
- The role of graviception in classically conditioned visual responses of the marine snail *Hermisenda* p 175 A88-29129
- Putting the visual system noise back in the picture p 206 A88-29745
- Visual contrast sensitivity functions obtained from untrained observers using tracking and staircase procedures [AD-A187715] p 208 N88-19089
- VISUAL TASKS**
- Vestibular-visual conflict training --- to reduce symptoms of space motion sickness p 175 A88-29125
- VOMITING**
- Gastric emptying assessment by echography after a stress (rotating chair) p 199 N88-19955
- Motion sickness: A study of its effects on human physiology [AD-A188821] p 204 N88-19995
- W**
- WAKEFULNESS**
- Role of adenosine analogs and growth hormone in waking and sleep [AD-A187897] p 193 N88-19070
- Neurohumoral aspects of sleep [AD-A188653] p 204 N88-19992
- WATER BALANCE**
- The influence of space flight on water-salt homeostasis in man and animals p 199 N88-19943
- Changes in blood conductivity during immersion p 200 N88-19969
- Human adaptation to various hypercapnic conditions in relation to salivary electrolyte dynamics and renal function p 202 N88-19977
- WATER IMMERSION**
- Sympathetic nervous responses in man to weightlessness simulated by head-out water immersion p 187 A88-29114
- Influence of a 6 hr head-out water immersion on different tests of endurance performance capacity p 196 N88-19903
- Changes in blood conductivity during immersion p 200 N88-19969
- WATER INJECTION**
- Changes in blood circulation after two-percent water load p 192 A88-32135
- WATERFOWL**
- The suspended Japanese quail as an animal model for experiments related to microgravity p 186 N88-19960
- WAVELENGTHS**
- The effects of target wavelength on dynamic visual acuity under photopic and scotopic viewing p 205 A88-29399

**WEATHER FORECASTING**

Effects of stress on judgement and decision making in dynamic tasks  
[AD-A188203] p 209 N88-19092

**WEIGHTLESSNESS**

Physiological and medical measurements in space - The ESA Anthorack p 187 A88-29108  
Orbital weightlessness as a new tool for vestibular research - Experiments in two Spacelab missions including experiments on caloric nystagmus p 187 A88-29110  
Applications of a mass spectrometer-computer system to the study of gravitational effects on respiration, circulation and metabolism p 188 A88-29121  
Models of amphibian embryonic development and their predictions for development at microgravity p 176 A88-29133  
First haemorrhological experiment on NASA Space Shuttle 'Discovery' STS 51-C - Aggregation of red cells p 189 A88-29173

Genetic research in space  
[NASA-TT-20216] p 180 N88-19066  
Ballistocardiography in weightlessness research p 195 N88-19080  
Central hemodynamics in antiorthostatic hypokinesia and immersion models of weightlessness p 195 N88-19081

Summary of Payload Integration Plan (PIP) for Startab-1 flight experiment, enclosure 3  
[NASA-TM-89713] p 207 N88-19086

Cytomorphology and ultrastructure of corn root meristem in weightlessness p 180 N88-19891  
The respiratory system under weightlessness p 181 N88-19901  
How does Physarum polycephalum perceive and use gravity? p 183 N88-19918  
Load and control of the cardiocirculatory system in weightlessness p 198 N88-19922  
Neck receptor stimulation in 0 and 1 g p 198 N88-19938

Synopsis of the Spacelab D-1 frog statolith experiment  
STATEX p 185 N88-19940

**WEIGHTLESSNESS SIMULATION**

Sympathetic nervous responses in man to weightlessness simulated by head-out water immersion p 187 A88-29114  
Partial load of the cardiocirculatory system in weightlessness p 187 A88-29115  
The low pressure part of the circulation under micro-G p 188 A88-29116  
Respiratory parameters aboard an aircraft performing parabolic flights p 196 N88-19902  
Influence of a 6 hr head-out water immersion on different tests of endurance performance capacity p 196 N88-19903

Lung function in simulated microgravity p 197 N88-19907  
Neuro-reflex mechanisms of circulation regulation in simulated microgravity p 183 N88-19923  
Physiological reactions upon controlled changes of blood distribution in humans p 198 N88-19924  
P-31 Magnetic Resonance Spectroscopy (MRS) of limb muscles during bedrest with exercise countermeasures p 183 N88-19925

An in vitro model system to study the effect of microgravity and loading conditions on the mineralization and resorption of skeletal tissues p 183 N88-19927  
Does 7-day hindquarters unloading simulate 7 days of weightlessness exposure in rat trabecular bone? p 183 N88-19928

The suspended Japanese quail as an animal model for experiments related to microgravity p 186 N88-19960  
Some reflections on the standardization of bed-rest procedures for weightlessness simulation (cardiovascular and endocrine aspects) p 200 N88-19961

**WHEAT**

Closed system physiology: Role of oxygen in the development of wheat p 182 N88-19916

**WORK**

Risk of hypertension and functional cerebral laterality in oil expedition works in far north p 202 N88-19980

**WORK CAPACITY**

Heat intolerance, heat exhaustion monitored - A case report p 190 A88-29572  
Air accidents, pilot experience, and disease-related inflight sudden incapacitation p 190 A88-29574  
Assessment of work capacity in operators by using statistical characteristics of a simple visual-motor reaction p 207 A88-32049  
Development of a coping strategies questionnaire to assess endurance performance  
[AD-A188010] p 194 N88-19074  
Heat acclimatization under controlled hyperthermia p 202 N88-19981  
Hypnosis: Possible applications for cosmonauts p 209 N88-19984

Efficiency of human workers and means to increase it p 209 N88-19986

**WORK-REST CYCLE**

Human circadian rhythms in a time-cueless environment - Effects of bright light p 188 A88-29118  
Physiological aspects of regulating intrashift breaks as means of optimizing the intensity of work p 207 A88-32138  
Implications of shiftwork in space for human physiology experiments p 198 N88-19942

**WORKLOADS (PSYCHOPHYSIOLOGY)**

Dissociation of performance and subjective measures of workload p 205 A88-29401  
Physiological aspects of regulating intrashift breaks as means of optimizing the intensity of work p 207 A88-32138  
Workload management in military cockpits - Present insights p 213 A88-32677  
Workload and situation awareness in future aircraft p 213 A88-32678  
Electromagnetic metrics of mental workload  
[AD-A188205] p 209 N88-19093

**WRIST**

Causes and prevention of occupational Repetition Strain Injuries (RSI) p 195 N88-19083

**X****X RAY APPARATUS**

The importance of the spine X-ray in the practice of aviation medicine p 192 A88-32050

**XANTHINES**

Role of adenosine analogs and growth hormone in waking and sleep  
[AD-A187897] p 193 N88-19070

**Y****YEAST**

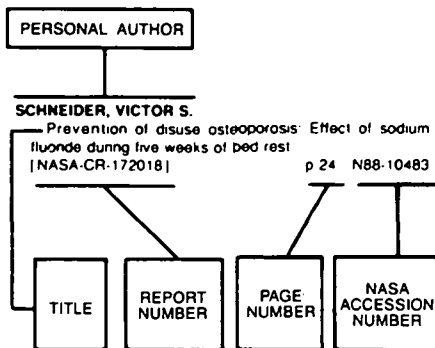
Survival and mutation induction of dehydrated yeast cells after UV exposure p 184 N88-19932  
Cellular effects of heavy ions: Experimental results and theoretical approaches --- space radiation p 184 N88-19933

# PERSONAL AUTHOR INDEX

AEROSPACE MEDICINE AND BIOLOGY / A Continuing Bibliography (Supplement 312)

July 1988

## Typical Personal Author Index Listing



Listings in this index are arranged alphabetically by personal author. The title of the document provides the user with a brief description of the subject matter. The report number helps to indicate the type of document listed (e.g., NASA report, translation, NASA contractor report). The page and accession numbers are located beneath and to the right of the title. Under any one author's name the accession numbers are arranged in sequence with the AIAA accession numbers appearing first.

## A

- ABDEL-MALEK, AİMAN**  
Modeling of task-dependent characteristics of human operator dynamics pursuit manual tracking  
p 206 A88-30853
- ABDULWAHAB, A.**  
On a knowledge based assisted system for highly autonomous control of experiment-manipulators in the Man-Tended Free Flyer  
p 214 N88-19505
- ADAMS, RICHARD H.**  
Remote repair demonstration of Solar Maximum main electronics box  
p 215 N88-19510
- AGADZHANYAN, N. A.**  
Human adaptation to various hypercapnic conditions in relation to salivary electrolyte dynamics and renal function  
p 202 N88-19977
- AHMAD, SUHAIL**  
New prospects for deducing the evolutionary history of metabolic pathways in prokaryotes - Aromatic biosynthesis as a case-in-point  
p 178 A88-31478
- AHMADA, ALBERT J., JR.**  
Putting the visual system noise back in the picture  
p 206 A88-29745
- ALEKSANDROVA, YE. A.**  
Changes in blood conductivity during immersion  
p 200 N88-19969
- ALEXANDRE, C.**  
Does 7-day hindquarters unloading simulate 7 days of weightlessness exposure in rat trabecular bone?  
p 183 N88-19928
- ALKON, DANIEL L.**  
Biophysical and biochemical mechanisms for long-term adaptive modifications of a molluscan visual-vestibular network  
p 175 A88-29128  
The role of graviception in classically conditioned visual responses of the marine snail *Hermissenda*  
p 175 A88-29129
- ALLAN, ANNE E.**  
Perspectives in microclimate cooling involving protective clothing in hot environments  
[AD-A188370]  
p 218 N88-20007
- ALTEKAR, WIJAYA**  
Archaeobacterial class I and class II aldolases from extreme halophiles  
p 178 A88-31479

- ANDERSON, JAMES**  
Hyperoxic lung damage in mice - Appearance and bioconversion of peptide leukotrienes  
p 178 A88-30406
- ANDRE, M.**  
Closed system physiology: Role of oxygen in the development of wheat  
p 182 N88-19916
- ANTIPOV, V. V.**  
Genetic research in space  
[NASA-TT-20216]  
p 180 N88-19066
- ARBEILLE, PH.**  
Cardiovascular adaptation to zero-g during a long term flight (237 days) on board the Salyut 7 Soviet space station (1984)  
p 197 N88-19920  
Cardiac and peripheral circulation assessment by ultrasound on 3 astronauts during two 7-day space flights (1982 Salyut-7 - 1985 STS 51G)  
p 197 N88-19921  
Is ANF implied in the night attenuated renal response to central hypovolemia?  
p 199 N88-19945  
Gastric emptying assessment by echography after a stress (rotating chair)  
p 199 N88-19955
- ARMSTRONG, LAWRENCE E.**  
Heat intolerance, heat exhaustion monitored - A case report  
p 190 A88-29572
- ARNAUD, S.**  
P-31 Magnetic Resonance Spectroscopy (MRS) of limb muscles during bedrest with exercise countermeasures  
p 183 N88-19925
- ARNO, R. D.**  
Animal research on the Space Station  
p 186 N88-19964
- ATKOV, O.**  
Cardiovascular adaptation to zero-g during a long term flight (237 days) on board the Salyut 7 Soviet space station (1984)  
p 197 N88-19920
- AUNON, J. I.**  
Electromagnetic metrics of mental workload  
[AD-A188205]  
p 209 N88-19093
- AYAKI, TOSHIKAZU**  
Biological effects of radiation during space flight  
p 173 A88-29109

## B

- BADA, JEFFREY L.**  
Application of two-step laser mass spectrometry to cosmogeochemistry - Direct analysis of meteorites  
p 220 A88-30740
- BAER, F. M.**  
Influence of a 6 hr head-out water immersion on different tests of endurance performance capacity  
p 196 N88-19903  
The effect of orthostatic changes in central blood volume on the heart rate response to graded Valsalva maneuvers  
p 196 N88-19904
- BAGGERUD, C.**  
Plant cell cultures in space biology studies  
p 182 N88-19913
- BAIDYA, KESHABA N.**  
Causes and prevention of occupational Repetition Strain Injuries (RSI)  
p 195 N88-19083
- BAISCH, F.**  
Load and control of the cardiocirculatory system in weightlessness  
p 198 N88-19922
- BAISCH, FRIEDHELM**  
Partial load of the cardiocirculatory system in weightlessness  
p 187 A88-29115
- BAKHITOVA, L. M.**  
On the mechanism of the antimutagenic effect of dibutyl  
p 177 A88-30005
- BAKULIN, A. V.**  
Does 7-day hindquarters unloading simulate 7 days of weightlessness exposure in rat trabecular bone?  
p 183 N88-19928
- BALLARD, R. W.**  
Life sciences research in space: The requirement for animal models  
p 181 N88-19909
- BALLARD, RODNEY W.**  
The opportunities for space biology research on the Space Station  
p 176 A88-29134
- BALLDIN, ULF I.**  
Assisted positive pressure breathing for augmentation of acceleration tolerance time  
p 189 A88-29566
- BALOVICH, YE. M.**  
Cytomorphology and ultrastructure of corn root meristem in weightlessness  
p 180 N88-19891
- BAMICHEVA, YE. M.**  
Cytomorphology and ultrastructure of corn root meristem in weightlessness  
p 180 N88-19891
- BARANOV, V. M.**  
Lung function in simulated microgravity  
p 197 N88-19907
- BARLOW, H. B.**  
Human contrast discrimination and the threshold of cortical neurons  
p 206 A88-29744
- BARNETT, BARBARA J.**  
Display proximity in multicue information integration - The benefits of boxes  
p 205 A88-29400
- BAUM, K.**  
Influence of a 6 hr head-out water immersion on different tests of endurance performance capacity  
p 196 N88-19903  
The effect of orthostatic changes in central blood volume on the heart rate response to graded Valsalva maneuvers  
p 196 N88-19904
- BAYEVSKIY, R. M.**  
Ballistocardiography in weightlessness research  
p 195 N88-19080
- BECHLER, BIRGITT**  
Cell cultures in space - From basic research to biotechnology  
p 176 A88-29131
- BECK, L.**  
Load and control of the cardiocirculatory system in weightlessness  
p 198 N88-19922
- BECK, LUIS**  
Partial load of the cardiocirculatory system in weightlessness  
p 187 A88-29115
- BELOUSOVA, G. P.**  
The effect of adaptation to cold on the energy-dependent ion transport in the skeletal muscle fibers of rats  
p 179 A88-32015
- BENBASSAT, JOCHANAN**  
Air accidents, pilot experience, and disease-related inflight sudden incapacitation  
p 190 A88-29574
- BENIGNUS, V. A.**  
Effects of breathing air containing contaminants such as CO<sub>2</sub>, CO and hydrocarbons at 1 and 5 atmospheres [PB88-132915]  
p 196 N88-19084
- BENTALL, R. H.**  
The ESA/Fokker service end-effector subsystem. A robotic/man-compatible servicing approach  
p 214 N88-19502  
Man-tended options for European space robotics  
p 217 N88-19538
- BEREZOVSKIY, V. A.**  
Nitrogen's biological effect on oxygen transport through hematoepithelial barrier  
p 200 N88-19967
- BERGER, E. H.**  
Disuse condition stimulates bone resorption in organ culture  
p 183 N88-19926
- BERNHARDT, R.**  
Ground based supervisory and programming system for automatic experiment execution in orbit  
p 215 N88-19519
- BERRY, I.**  
P-31 Magnetic Resonance Spectroscopy (MRS) of limb muscles during bedrest with exercise countermeasures  
p 183 N88-19925
- BERRY, P.**  
P-31 Magnetic Resonance Spectroscopy (MRS) of limb muscles during bedrest with exercise countermeasures  
p 183 N88-19925
- BERSON, M.**  
Cardiovascular adaptation to zero-g during a long term flight (237 days) on board the Salyut 7 Soviet space station (1984)  
p 197 N88-19920  
Cardiac and peripheral circulation assessment by ultrasound on 3 astronauts during two 7-day space flights (1982 Salyut-7 - 1985 STS 51G)  
p 197 N88-19921

- BIDKOV, E. G.**  
Functional and morphological characteristics of cardiovascular disorders during prolonged hyperthermia p 177 A88-30001
- BIEGER-DOSE, A.**  
Survival under space vacuum: Biochemical aspects p 184 N88-19930
- BLACK, STEVEN D.**  
Models of amphibian embryonic development and their predictions for development at microgravity p 176 A88-29133
- BLAIS, TH.**  
Utilization of robotics and teleoperation for future in-orbit operations p 216 N88-19527
- BLANKENSHIP, MARK H.**  
Brain activity during tactical decision-making. Part 2: Probe-evoked potentials and workload [AD-A188688] p 204 N88-19994
- BLOCH, DAVID P.**  
Cybernetic origins of replication p 178 A88-31482  
Evolution of E. coli tRNA(Trp) p 178 A88-31483
- BLOCK, I.**  
How does Physarum polycephalum perceive and use gravity? p 183 N88-19918
- BLYTHE, P. A.**  
EVA, the technological challenge p 216 N88-19535
- BOCHKOVA, V. G.**  
Precapillary and postcapillary resistance and transcapillary fluid exchange in the intestine under the effects of hypoxic and hypothermic stimuli on the organism p 178 A88-32014
- BODROV, V. A.**  
Efficiency of human workers and means to increase it p 209 N88-19986
- BOND, JAMES D.**  
Critical phenomena and electromagnetic effects in biological membranes [AD-A188156] p 179 N88-19064
- BONDE-PETERSEN, FLEMMING**  
Physiological and medical measurements in space - The ESA Anthorack p 187 A88-29108
- BONTING, S. L.**  
Animal research on the Space Station p 186 N88-19964
- BONTING, SJOERD L.**  
Need, utilization, and configuration of a large, multi-G centrifuge on the Space Station p 211 A88-29140
- BORGMAN, D. C.**  
Reducing rotary wing aircraft development time/cost through the use of simulation p 219 N88-20186
- BOUGHAROUAT, N.**  
Aspects of bioregenerative life support systems p 218 N88-19917
- BRADLEY, WALTER L.**  
A statistical examination of self-ordering of amino acids in proteins p 220 A88-31486
- BRAHNEY, JAMES H.**  
Thermal coating required for hard space suits p 213 A88-30586
- BREIGLEB, W.**  
How does Physarum polycephalum perceive and use gravity? p 183 N88-19918
- BREIGLEB, W.**  
Synopsis of the Spacelab D-1 frog statolith experiment STATEX p 185 N88-19940  
Experiments concerning gravisensitivity of protozoa p 185 N88-19949  
Fish as a tool for testing fitness in space p 186 N88-19963
- BRITTEN-AUSTIN, HAROLD G.**  
Workload and situation awareness in future aircraft p 213 A88-32678
- BROOKS, ELLEN**  
Effects of beta-adrenergic blockade on ventilation and gas exchange during the rest to work transition p 190 A88-29571
- BROWN, JAMES E.**  
Aircrew training devices: Utility and utilization of advanced instructional features, phase 4 [AD-A188418] p 210 N88-20000
- BROWN, M. D.**  
An economic analysis of a multi-commodity fruit and vegetable irradiator [DE88-003425] p 214 N88-19098
- BRUCE, E. N.**  
Possible mechanisms of periodic breathing during sleep p 191 A88-30407
- BRUDER, R.**  
On a knowledge based assisted system for highly autonomous control of experiment-manipulators in the Man-Tended Free Flyer p 214 N88-19505
- BRUHM, H.**  
Remote manipulation in orbital construction, servicing and repair missions: Is one arm enough? A comparative evaluation of the performance features of robots with one or more arms p 215 N88-19509

- BUCHANAN, PAUL**  
Integration, design, and construction of a CELSS breadboard facility for bioregenerative life support system research p 212 A88-29143  
Leg size and muscle functions associated with leg compliance p 191 A88-30408
- BUCHBINDER, JOAN C.**  
Manipulation of muscle glycogen concentrations using high and low carbohydrate diets and exercise [AD-A187732] p 193 N88-19069
- BUECKER, H.**  
Ultraviolet (180 to 300 nm) action spectra for inactivation and DNA photoproduct formation of Bacillus subtilis spores under ultrahigh vacuum p 184 N88-19931  
Radiation problems in manned space flight with a view to the Space Station p 218 N88-19934
- BUESING, J.**  
ROTEX: The Robotic Technology Experiment on Spacelab D-2 mission p 216 N88-19530
- BUGBEE, BRUCE G.**  
Space farming in the 21st century p 177 A88-29237
- BURGER, E. H.**  
An in vitro model system to study the effect of microgravity and loading conditions on the mineralization and resorption of skeletal tissues p 183 N88-19927
- BURNS, JOHN W.**  
Assisted positive pressure breathing for augmentation of acceleration tolerance time p 189 A88-29566
- BURSE, RICHARD L.**  
Acute mountain sickness at 4500 m is not altered by repeated eight-hour exposures to 3200-3550 m normobaric hypoxic equivalent [AD-A188358] p 203 N88-19990
- C**
- CABANAC, MICHEL**  
Vasodilation in the hand heated locally - A mechanism for reducing heat transportation into the body from hot contact objects p 188 A88-29120
- CANDELL, GREGORY**  
Modeling incorrect responses to multiple-choice items with multilinear formula score theory [AD-A187887] p 208 N88-19090
- CANTIN, M.**  
Is ANF implied in the night attenuated renal response to central hypervolemia? p 199 N88-19945
- CARRETTA, THOMAS R.**  
Field dependence-independence and its relationship to flight training performance [AD-A188888] p 211 N88-20003
- CARTWRIGHT, T. J.**  
EVA, the technological challenge p 216 N88-19535
- CASEY, ELIZABETH J.**  
Visual display representation of multidimensional systems: The effect of information correlation and display integrality [AD-A188655] p 219 N88-20010
- CHADOV, V. I.**  
Effect of acute hypoxic hypoxia on the immune system, homeostasis, and the acid-base status of blood p 192 A88-32136
- CHAPMAN, K. R.**  
Possible mechanisms of periodic breathing during sleep p 191 A88-30407
- CHERDANZEVA, E.**  
Organs and tissues regeneration in amphibia under the space flight conditions p 185 N88-19951
- CHERNIACK, N. S.**  
Possible mechanisms of periodic breathing during sleep p 191 A88-30407
- CHERNOOK, T. B.**  
Interrelationship of heart rhythm indicators and resistance to hypoxia in Antarctic polar workers p 201 N88-19974
- CHESNER, I. M.**  
The effect of altitude on tests of reaction time and alertness p 205 A88-29569
- CHESTUKHIN, V. V.**  
Central hemodynamics in antihypostatic hypokinesia and immersion models of weightlessness p 195 N88-19081
- CHIPAUX, C.**  
Ecological algal system in microgravity conditions: Preliminary results p 182 N88-19915
- CHUGUNOVA, EMILIYA SERGEYEVICH**  
Human factor in engineering work p 218 N88-19970
- CLARKE, A. H.**  
Vestibular response to caloric stimulation during orbital flight p 198 N88-19939

- CLIFFTON, ETHAN WILSON**  
Space station architectural elements model study. Space station human factors research review p 217 N88-19884
- COCHE, T.**  
Cryopreservation of isolated rat hepatocytes for future use in Spacelab experiments: Preliminary results p 185 N88-19950
- COGOLI, A.**  
Cell cultures in space: From basic research to biotechnology 2 p 185 N88-19948
- COHEN, AVIS H.**  
Center for the study of rhythmic processes [AD-A188204] p 195 N88-19078
- COHEN, MARC M.**  
Space Station Human Factors Research Review. Volume 3: Space Station Habitability and Function: Architectural Research [NASA-CP-2426-VOL-3] p 180 N88-19883
- COLEBATCH, J. G.**  
Motor control in man and monkey p 179 N88-19065
- COLLINS, JACK R.**  
Theoretical investigation of the role of clay edges in prebiotic peptide bond formation. II - Structures and thermodynamics of the activated complex species p 220 A88-31484
- CONVERTINO, VICTOR A.**  
Leg size and muscle functions associated with leg compliance p 191 A88-30408
- CORBIN, S. D.**  
Animal research on the Space Station p 186 N88-19964
- COWINGS, PATRICIA S.**  
Summary of Payload Integration Plan (PIP) for Starlab-1 flight experiment, enclosure 3 [NASA-TM-89713] p 207 N88-19086
- CRANZ, GALEN**  
Social factors in space station interiors p 217 N88-19888
- CZARNOLEWSKI, MARK Y.**  
A comparison of the Army's Project A: Cognitive and psychomotor tests to analogous Air Force and Navy tests [AD-A188636] p 211 N88-20002
- D**
- DEBELLIS, WILLIAM B.**  
User perceptions of side-arm flight control in rotary-wing aircraft [AD-A188519] p 219 N88-20009
- DEJONG, M.**  
Disuse condition stimulates bone resorption in organ culture p 183 N88-19926
- DELONE, N. L.**  
Genetic research in space [NASA-TT-20216] p 180 N88-19066
- DEMARIAPESCE, V. H.**  
The suspended Japanese quail as an animal model for experiments related to microgravity p 186 N88-19960
- DEPIERREUX, E.**  
Cryopreservation of isolated rat hepatocytes for future use in Spacelab experiments: Preliminary results p 185 N88-19950
- DHAR, NENOO M.**  
Archaeobacterial class I and class II aldolases from extreme halophiles p 178 A88-31479
- DIELMAN, P.**  
The Hermes manipulation system (HERA) simulation facility development p 216 N88-19524
- DILLMANN, R.**  
Mobile robot activity model for autonomous free flying platforms p 214 N88-19507
- DINTENFASS, L.**  
Quantitative study of morphology of aggregation of red cells in patients' blood and in the reconstituted suspensions p 188 A88-29172  
First haemorheological experiment on NASA Space Shuttle 'Discovery' STS 51-C - Aggregation of red cells p 189 A88-29173  
Speculations on depletion of the red cell mass in astronauts, and on space sickness p 189 A88-29174
- DIPRAMPERO, P. E.**  
Breath-by-breath measurement of alveolar gas exchange p 197 N88-19905
- DIVITA, JOSEPH**  
Human efficiency for visual detection of targets on CRT displays using a two-level multiple channel time history format [AD-A188419] p 210 N88-20001
- DMITRIUK, M.**  
Hypnosis: Possible applications for cosmonauts p 209 N88-19984



**DODD, STEPHEN**

Effects of beta-adrenergic blockade on ventilation and gas exchange during the rest to work transition p 190 A88-29571

**DOERR, DONALD F.**

Leg size and muscle functions associated with leg compliance p 191 A88-30408

**DOKE, T.**

The inactivation of microorganisms by different heavy ions p 176 A88-29148

**DONOVAN, KATHLEEN**

Peripheral sensory processing in mammalian gravity receptors - Observations of ciliary tuft configurations p 191 A88-31022

**DOROKHOVA, B. R.**

Regulation of calcium metabolism during prolonged antihypertensive hypokinesia [NASA-TT-20219] p 196 N88-19085

**DOSE, K.**

Survival under space vacuum: Biochemical aspects p 184 N88-19930

**DRAGET, K.**

Plant cell cultures in space biology studies p 182 N88-19913

**DRASGOW, FRITZ**

Modeling incorrect responses to multiple-choice items with multilinear formula score theory [AD-A187887] p 208 N88-19090

**DRISS-ECOLE, D.**

Gravising in lentil seedling roots grown in space (Spacelab D-1 mission) p 182 N88-19911

**DROBOTIA, N. V.**

Reactions of the cardiovascular system to static load in athletes and in untrained subjects p 191 A88-32016

**DUBERTRET, G.**

Ecological algal system in microgravity conditions: Preliminary results p 182 N88-19915

**DUELEN, G.**

Ground based supervisory and programming system for automatic experiment execution in orbit p 215 N88-19519

**DUNCAN, ULRIC**

Operation Everest 2: Alterations in the immune system at high altitude [AD-A188011] p 194 N88-19075

**DUNLOP, ERIC H.**

Unconventional food regeneration in space - Opportunities for microbial food production p 211 A88-29137

**E****EAKIN, D. E.**

An economic analysis of a multi-commodity fruit and vegetable irradiator [DE88-003425] p 214 N88-19098

**EICHOLD, ALICE**

Space Station Human Factors Research Review. Volume 3: Space Station Habitability and Function: Architectural Research [NASA-CP-2426-VOL-3] p 180 N88-19883  
Social factors in space station interiors p 217 N88-19888

**EIDESMO, T.**

A method to detect and digitize small plant movements p 182 N88-19912

**EIMER, ERHARD O.**

When decision aids fail [AD-A187531] p 213 N88-19095

**ETTELJOERGE, J.**

Mobile robot activity model for autonomous free flying platforms p 214 N88-19507

**ELLIOTT, PAUL E.**

User perceptions of side-arm flight control in rotary-wing aircraft [AD-A188519] p 219 N88-20009

**ELMANN-LARSEN, B.**

ESA's facility for research in human physiology in space: Anthorack p 196 N88-19896

**EMERSON, TERRY J.**

Workload and situation awareness in future aircraft p 213 A88-32678

**ENES, A. E.**

Neuro-reflex mechanisms of circulation regulation in simulated microgravity p 183 N88-19923

**ENGEL, L. A.**

The respiratory system under weightlessness p 181 N88-19901

**ENGLE, NEVAN**

High altitude-low profile positive pressure breathing (HA/LP-PPB) oxygen mask assembly p 213 A88-30748

**ERSUE, E.**

A knowledge-based approach for sensory-controlled assembly operations p 214 N88-19506

**ESSFELD, D.**

Influence of a 6 hr head-out water immersion on different tests of endurance performance capacity p 196 N88-19903

The effect of orthostatic changes in central blood volume on the heart rate response to graded Valsalva maneuvers p 196 N88-19904

**F****FACIUS, R.**

Radiation problems in manned space flight with a view to the Space Station p 218 N88-19934

**FADEN, ALAN I.**

Neuropeptides in experimental head injury [AD-A188067] p 194 N88-19077

**FEDOROV, B. M.**

Effects of intense, time-constrained mental effort on hemodynamics and cardiovascular function p 201 N88-19975

**FELTEN, DAVID L.**

Direct interaction between autonomic nerves and the immune system [AD-A188576] p 204 N88-19991

**FERRIS, JAMES P.**

1986 ISSOL Meeting, 5th, Berkeley, CA, July 21-25, 1986, Proceedings. Part 2 p 220 A88-31476  
Montmorillonite - A multifunctional mineral catalyst for the prebiological formation of phosphate esters p 220 A88-31485

**FEYTMANS, E.**

Cyropreservation of isolated rat hepatocytes for future use in Spacelab experiments: Preliminary results p 185 N88-19950

**FLORES, JOSE F.**

Leg size and muscle functions associated with leg compliance p 191 A88-30408

**FORSTER, ESTRELLA M.**

Reflex heart rate response to variable onset + Gz p 190 A88-29570

**FORTE, VINCENT A., JR.**

Acute mountain sickness at 4500 m is not altered by repeated eight-hour exposures to 3200-3550 m normobaric hypoxic equivalent [AD-A188356] p 203 N88-19990

**FORTAT, J.-O.**

Is ANF implied in the night attenuated renal response to central hypervolemia? p 199 N88-19945

**FRANCESCO, RALPH P.**

Carbamates, atropine, and diazepam: Effects on performance in the running rat [AD-A188009] p 179 N88-19062

**FREEMAN, WALTER**

Center for nonlinear dynamics of the brain [AD-A187245] p 193 N88-19068

**FREY, MARY ANNE BASSETT**

Hemolysis in runners as evidenced by low serum haptoglobin: Implications for preflight monitoring of astronauts [NASA-TM-100304] p 192 N88-19067

**FRIEDRICH, U.**

BIOTEX, a project for biotechnological basic experiments under microgravity p 181 N88-19899

**FROOM, PAUL**

Air accidents, pilot experience, and disease-related inflight sudden incapacitation p 190 A88-29574

**FU-LUNG, LIAO**

Quantitative study of morphology of aggregation of red cells in patients' blood and in the reconstituted suspensions p 188 A88-29172

**FULCO, CHARLES S.**

Hemodynamic and sympathoadrenal responses to altitude in humans - Effect of dexamethasone p 189 A88-29563

**FULLER, C. A.**

Life sciences research in space: The requirement for animal models p 181 N88-19909

**FUNTOVA, I. I.**

Ballistocardiography in weightlessness research p 195 N88-19080

**G****GALEN, F. X.**

Effects of anti-g suit inflation on renin and aldosterone response physical exercise p 199 N88-19944

**GAMBLE, ED**

Visual integration and detection of discontinuities: The key role of intensity edges [AD-A188012] p 194 N88-19076

**GAN, K.**

Applications of a mass spectrometer-computer system to the study of gravitational effects on respiration, circulation and metabolism p 188 A88-29121

**GARVEY, PHILIP M.**

The effects of target wavelength on dynamic visual acuity under photopic and scotopic viewing p 205 A88-29399

**GARVIN, M.**

Exobiology and botany facilities for EURECA p 181 N88-19898

**GASSET, G.**

Antibiotic activity in space, results and hypothesis p 185 N88-19952

**GAUDREAU, PIERRE J.**

Motion sickness: A study of its effects on human physiology [AD-A188821] p 204 N88-19995

**GAUQUELIN, G.**

Is ANF implied in the night attenuated renal response to central hypervolemia? p 199 N88-19945

**GAZENKO, O. G.**

Medilab: A project of a medical laboratory in space p 199 N88-19946

**GELEN, G.**

Is ANF implied in the night attenuated renal response to central hypervolemia? p 199 N88-19945  
Renal effects of anti-gravity suit inflation in man in relation to cardiovascular and hormonal changes p 186 N88-19959

**GENIN, A. M.**

Lung function in simulated microgravity p 197 N88-19907

**GERBAUD, A.**

Closed system physiology: Role of oxygen in the development of wheat p 182 N88-19916

**GERI, GEORGE A.**

Visual contrast sensitivity functions obtained from untrained observers using tracking and staircase procedures [AD-A187715] p 208 N88-19089

**GEVINS, ALAN S.**

Neurocognitive predictions of performance [AD-A188323] p 210 N88-19998

**GHRIB, C.**

Is ANF implied in the night attenuated renal response to central hypervolemia? p 199 N88-19945  
Gastric emptying assessment by echography after a stress (rotating chair) p 199 N88-19955  
Estimation of body fluid shift by electrical impedance in various postures p 199 N88-19956  
Renal effects of anti-gravity suit inflation in man in relation to cardiovascular and hormonal changes p 186 N88-19959

**GHRIB, CL.**

Some reflections on the standardization of bed-rest procedures for weightlessness simulation (cardiovascular and endocrine aspects) p 200 N88-19961

**GINNETT, ROBERT C.**

First encounters of the close kind: The formation process of airline flight crews [AD-A187977] p 208 N88-19091

**GLAISTER, D. H.**

A near-infrared spectrophotometric method for studying brain O<sub>2</sub> sufficiency in man during +Gz acceleration p 189 A88-29562

**GLASSMAN, TERRY**

Space station group activities habitability module study: A synopsis p 217 N88-19886

**GMUENDER, FELIX K.**

Cell cultures in space - From basic research to biotechnology p 176 A88-29131

**GOGOLI, AUGUSTO**

Cell cultures in space - From basic research to biotechnology p 176 A88-29131

**GOGOLI, MARIANNE**

Cell cultures in space - From basic research to biotechnology p 176 A88-29131

**GONCHAR, N. M.**

Effects of whole-body irradiation with low-intensity microwaves on morphological, functional and cytochemical characteristics of leukocytes p 201 N88-19971

**GOODMAN, BRADLEY A.**

Research in knowledge representation for natural language communication and planning assistance [AD-A187355] p 208 N88-19087

**GOODYEAR, C.**

Quantification of reaction time and time perception during Space Shuttle operations p 205 A88-29565

**GOTHE, B.**

Possible mechanisms of periodic breathing during sleep p 191 A88-30407

**GOURLET, V.**

The suspended Japanese quail as an animal model for experiments related to microgravity p 186 N88-19960

## GRABOVSKII, L. A.

- GRABOVSKII, L. A.**  
Functional and morphological characteristics of cardiovascular disorders during prolonged hyperthermia  
p 177 A88-30001
- GRAUL, E. H.**  
Effects of heavy ions on egg-developing systems  
p 184 N88-19935
- GREENLEAF, J.**  
Renal effects of anti-gravity suit inflation in man in relation to cardiovascular and hormonal changes  
p 186 N88-19959
- GRIF, V. G.**  
Cytomorphology and ultrastructure of corn root meristem in weightlessness  
p 180 N88-19891
- GRIGOR'EV, ANATOLII I.**  
Man in space: 25 years of manned space flights in the Soviet Union - Biomedical aspects  
p 187 A88-29105
- GRIGORIEV, A. I.**  
The influence of space flight on water-salt homeostasis in man and animals  
p 199 N88-19943  
Medilab: A project of a medical laboratory in space  
p 199 N88-19946
- GRIGORYAN, E.**  
Organs and tissues regeneration in amphibia under the space flight conditions  
p 185 N88-19951
- GRIGORYEV, A. I.**  
Regulation of calcium metabolism during prolonged antihypertensive hypokinesia  
[NASA-TT-20219]  
p 196 N88-19085
- GROSS, ALAN E.**  
Remote repair demonstration of Solar Maximum main electronics box  
p 215 N88-19510
- GROSS, MOSHE**  
Air accidents, pilot experience, and disease-related inflight sudden incapacitation  
p 190 A88-29574
- GUALTIEROTTI, T.**  
Vestibular integrated function and microgravity  
p 184 N88-19937
- GUELL, A.**  
Is ANF implied in the night attenuated renal response to central hypervolemia?  
p 199 N88-19945  
Some reflections on the standardization of bed-rest procedures for weightlessness simulation (cardiovascular and endocrine aspects)  
p 200 N88-19961
- GUEZENNEC, C. Y.**  
Effects of anti-g suit inflation on renin and aldosterone response physical exercise  
p 199 N88-19944
- GUNDEL, A.**  
Implications of shiftwork in space for human physiology experiments  
p 198 N88-19942
- GUTKOWSKA, J.**  
Is ANF implied in the night attenuated renal response to central hypervolemia?  
p 199 N88-19945
- GUY, H. J.**  
The respiratory system under weightlessness  
p 181 N88-19901
- GVOZDEVA, N. I.**  
The effect of the procedure of adeturon administration on the extent of radiation-induced damage in mice  
p 177 A88-30004

## H

- HAAS, A.**  
Research in knowledge representation for natural language communication and planning assistance  
[AD-A187355]  
p 208 N88-19087
- HAAS, G.**  
Assessment of intercompartment fluid shifts by blood densitometry in astronauts  
p 200 N88-19958
- HACKETT, PETER H.**  
Abnormal control of ventilation in high-altitude pulmonary edema  
p 191 A88-30410
- HADJ-AISSA, A.**  
Renal effects of anti-gravity suit inflation in man in relation to cardiovascular and hormonal changes  
p 186 N88-19959
- HAGAN, WILLIAM J., JR.**  
Montmorillonite - A multifunctional mineral catalyst for the prebiological formation of phosphate esters  
p 220 A88-31485
- HAHN, JONG HOON**  
Application of two-step laser mass spectrometry to cosmochemistry - Direct analysis of meteorites  
p 220 A88-30740
- HAINES, RICHARD F.**  
Space vehicle approach velocity judgments under simulated visual space conditions  
[NASA-TM-89437]  
p 209 N88-19094
- HALLETT, P. E.**  
Quantum efficiency for dark-adapted human vision  
p 206 A88-29743
- HAMANN, R. J.**  
The Hermes robot arm, its design and verification  
p 215 N88-19508

- HAMMOND, KENNETH R.**  
Effects of stress on judgement and decision making in dynamic tasks  
[AD-A188203]  
p 209 N88-19092
- HANNA, THOMAS**  
Human efficiency for visual detection of targets on CRT displays using a two-level multiple channel time history format  
[AD-A188419]  
p 210 N88-20001
- HARRISON, GINETTE L.**  
Abnormal control of ventilation in high-altitude pulmonary edema  
p 191 A88-30410
- HAWKEN, M.**  
Human contrast discrimination and the threshold of cortical neurons  
p 206 A88-29744
- HEERS, SUSAN**  
Space Station Human Factors Research Review. Volume 3: Space Station Habitability and Function: Architectural Research  
[NASA-CP-2426-VOL-3]  
p 180 N88-19883
- HEMMERSBACH, R.**  
Experiments concerning gravisensitivity of protozoa  
p 185 N88-19949
- HERTWIG, J.**  
Synopsis of the Spacelab D-1 frog statolith experiment STATEX  
p 185 N88-19940
- HIMI, TETSUO**  
Vestibular-visual conflict training  
p 175 A88-29125
- HINGHOFFER-SZALKAY, H.**  
Liquid ventilation: New data and possible use in space medicine  
p 197 N88-19908  
Fluid volume changes in astronauts: How they fit our understanding of physiology  
p 197 N88-19919  
Assessment of intercompartment fluid shifts by blood densitometry in astronauts  
p 200 N88-19958
- HINRICHS, E.**  
Research in knowledge representation for natural language communication and planning assistance  
[AD-A187355]  
p 208 N88-19087
- HIRATA, KOZO**  
Vasoconstriction in the hand heated locally - A mechanism for reducing heat transportation into the body from hot contact objects  
p 188 A88-29120
- HODGESS, LISA A.**  
Manipulation of muscle glycogen concentrations using high and low carbohydrate diets and exercise  
[AD-A187732]  
p 193 N88-19069
- HOFFLER, G. WYCKLIFFE**  
Leg size and muscle functions associated with leg compliance  
p 191 A88-30408
- HOFFMANN, TH.**  
A new isodynamically-braked arm ergometer including the demonstration of a prototype  
p 200 N88-19957
- HOFFMANN, U.**  
Influence of a 6 hr head-out water immersion on different tests of endurance performance capacity  
p 196 N88-19903  
The effect of orthostatic changes in central blood volume on the heart rate response to graded Valsalva maneuvers  
p 196 N88-19904
- HONMA, KEN-ICHI**  
Human circadian rhythms in a time-cueless environment - Effects of bright light  
p 188 A88-29118
- HONMA, SATO**  
Human circadian rhythms in a time-cueless environment - Effects of bright light  
p 188 A88-29118
- HOOGSTRATEN, J. A.**  
The Hermes robot arm, its design and verification  
p 215 N88-19508  
The Hermes manipulation system (HERA) simulation facility development  
p 216 N88-19524
- HORN, E.**  
Synopsis of the Spacelab D-1 frog statolith experiment STATEX  
p 185 N88-19940
- HORNECK, G.**  
European activities in exobiological research in space  
p 221 N88-19929  
Ultraviolet (180 to 300 nm) action spectra for inactivation and DNA photoproduct formation of *Bacillus subtilis* spores under ultrahigh vacuum  
p 184 N88-19931
- HOTTES, KLAUS**  
Social factors in space station interiors  
p 217 N88-19888
- HSUEH, WEI**  
Hyperoxic lung damage in mice - Appearance and bioconversion of peptide leukotrienes  
p 178 A88-30406
- HUANG, CHUN-HSIEN**  
Montmorillonite - A multifunctional mineral catalyst for the prebiological formation of phosphate esters  
p 220 A88-31485
- HUBBARD, DAVID C.**  
Visual contrast sensitivity functions obtained from untrained observers using tracking and staircase procedures  
[AD-A187715]  
p 208 N88-19089

## PERSONAL AUTHOR INDEX

- Aircrew training devices: Utility and utilization of advanced instructional features, phase 4  
[AD-A188418]  
p 210 N88-20000
- HUBBARD, ROGER W.**  
Heat intolerance, heat exhaustion monitored - A case report  
p 190 A88-29572  
Carbamates, atropine, and diazepam: Effects on performance in the running rat  
[AD-A188009]  
p 179 N88-19062
- HUGHES, J. M. B.**  
The respiratory system under weightlessness  
p 181 N88-19901
- HUNT, J.**  
Proceedings of the 3rd European Symposium on Life Sciences Research in Space  
[ESA-SP-271]  
p 181 N88-19893
- IGARASHI, MAKOTO**  
Vestibular-visual conflict training  
p 175 A88-29125
- IKENAGA, MITUO**  
Biological effects of radiation during space flight  
p 173 A88-29109
- ILYIN, E. A.**  
Medilab: A project of a medical laboratory in space  
p 199 N88-19946
- ILYIN, YE. A.**  
Genetic research in space  
[NASA-TT-20216]  
p 180 N88-19066
- ISEEV, L. R.**  
Effect of acute hypoxic hypoxia on the immune system, homeostasis, and the acid-base status of blood  
p 192 A88-32136
- ISHII, H.**  
Applications of a mass spectrometer-computer system to the study of gravitational effects on respiration, circulation and metabolism  
p 188 A88-29121
- ITO, A.**  
Effects of hyper-gravity on the hemostatic activity of hamster  
p 174 A88-29112
- IVANOV, YU. A.**  
Heat acclimatization under controlled hyperthermia  
p 202 N88-19981
- IVASHCHENKO, O. I.**  
Training in time interval discrimination using verbal feedback  
p 209 N88-19985
- IVERSEN, T.-H.**  
Plant cell cultures in space biology studies  
p 182 N88-19913
- IWAMURA, TATSUICHI**  
The feasibility of Chlorella as the exchanger of CO<sub>2</sub> for O<sub>2</sub> and the food resources in the Space Station  
p 211 A88-29136
- IWASE, SATOSHI**  
Sympathetic nervous responses in man to weightlessness simulated by head-out water immersion  
p 187 A88-29114

## J

- JEDRZEJCZYK, H.**  
First haemorrhological experiment on NASA Space Shuttle 'Discovery' STS 51-C - Aggregation of red cells  
p 189 A88-29173
- JENIN, P.**  
Estimation of body fluid shift by electrical impedance in various postures  
p 199 N88-19956
- JENNINGS, TOM**  
Positive pressure breathing as a g-protection device - Safety concerns  
p 213 A88-30750
- JENNIRICH, CARLETON E.**  
Remote repair demonstration of Solar Maximum main electronics box  
p 215 N88-19510
- JENSEN, ROY A.**  
New prospects for deducing the evolutionary history of metabolic pathways in prokaryotes - Aromatic biosynthesis as a case-in-point  
p 178 A88-31478
- JIIWA, HIROYASU**  
Functional organization of the cat utricle studied with the vestibuloocular reflex induced by electrical stimulation  
p 175 A88-29127
- JOBSIS-VANDERVELT, F. F.**  
A near-infrared spectrophotometric method for studying brain O<sub>2</sub> sufficiency in man during +Gz acceleration  
p 189 A88-29562
- JOHNSON, T. SCOTT**  
Hemodynamic and sympathoadrenal responses to altitude in humans - Effect of dexamethasone  
p 189 A88-29563
- JOHNSON, A.**  
A method to detect and digitize small plant movements  
p 182 N88-19912

- JONES, KEVIN**  
Social factors in space station interiors  
p 217 N88-19888
- JORDAN, CAROL A.**  
Critical phenomena and electromagnetic effects in biological membranes  
[AD-A188156] p 179 N88-19064
- JUETTNER, F.-M.**  
Liquid ventilation: New data and possible use in space medicine  
p 197 N88-19908

## K

- KAKURIN, L. I.**  
Central hemodynamics in antiorthostatic hypokinesia and immersion models of weightlessness  
p 195 N88-19081
- KALIL, MICHAEL**  
Space station architectural elements model study  
[REPT-31799] p 217 N88-19885
- KAMENSKAIA, V. G.**  
Individual and typological characteristics of auditory response to an acoustic stimulus as determined from mean evoked potentials in the cortex of healthy subjects  
p 207 A88-32134
- KAMIYA, J.**  
Summary of Payload Integration Plan (PIP) for Starlab-1 flight experiment, enclosure 3  
[NASA-TM-89713] p 207 N88-19086
- KANDA, SHUJI**  
A preliminary experimental study on the gas recycling system for CELSS  
p 212 A88-29145
- KANTOWITZ, B. H.**  
Electromagnetic metrics of mental workload  
[AD-A188205] p 209 N88-19093
- KARAPETIAN, G. S.**  
Reactions of the cardiovascular system to static load in athletes and in untrained subjects  
p 191 A88-32016
- KASS, J. R.**  
Neck receptor stimulation in 0 and 1 g  
p 198 N88-19938
- KASSING, D.**  
Man-tended options for European space robotics  
p 217 N88-19538
- KATAYAMA, T.**  
The inactivation of microorganisms by different heavy ions  
p 176 A88-29148
- KATKOV, V. YE.**  
Central hemodynamics in antiorthostatic hypokinesia and immersion models of weightlessness  
p 195 N88-19081
- KATOVSKAYA, A.**  
Cardiovascular adaptation to zero-g during a long term flight (237 days) on board the Salyut 7 Soviet space station (1984)  
p 197 N88-19920
- KAUFMAN, JONATHAN W.**  
Heat stress evaluation of anti-exposure flight garments  
p 213 A88-29564
- KAUSHAL, T. P.**  
Human contrast discrimination and the threshold of cortical neurons  
p 206 A88-29744
- KAUTZ, H.**  
Research in knowledge representation for natural language communication and planning assistance  
[AD-A187355] p 208 N88-19087
- KAWASAKI, YUKISHIGE**  
Effect of gravity on the morphogenesis of organisms - The case of a cellular slime mold, Dictyostelium discoideum  
p 176 A88-29138
- KEGEL, G.**  
On a knowledge based assisted system for highly autonomous control of experiment-manipulators in the Man-Tended Free Flyer  
p 214 N88-19505
- KEINO, HIROOMI**  
Functional organization of the cat utricle studied with the vestibuloocular reflex - induced by electrical stimulation  
p 175 A88-29127
- KELLNER, A.**  
Mobile robot activity model for autonomous free flying platforms  
p 214 N88-19507
- KHAN, EYOUB**  
Space station architectural elements model study. Space station human factors research review  
p 217 N88-19884
- KHOLIN, S. F.**  
Neuro-reflex mechanisms of circulation regulation in simulated microgravity  
p 183 N88-19923
- Mediab: A project of a medical laboratory in space  
p 199 N88-19946
- KIDA, MITSURO**  
The development of an improved research animal holding facility - Trace contaminants/odors experiments with a functional model  
p 212 A88-29147

- KIEFER, J.**  
Cellular effects of heavy ions: Experimental results and theoretical approaches  
p 184 N88-19933
- KIETER, J.**  
Survival and mutation induction of dehydrated yeast cells after UV exposure  
p 184 N88-19932
- KING, M. L.**  
Multi-axis control of telemanipulators  
p 217 N88-19539
- KINGDON, J.**  
Exobiology and botany facilities for EURECA  
p 181 N88-19898
- Life science technology  
p 181 N88-19900
- KIRCHHOFF, U.**  
Ground based supervisory and programming system for automatic experiment execution in orbit  
p 215 N88-19519
- KIRIU, TAKESHI**  
Effect of gravity on the morphogenesis of organisms - The case of a cellular slime mold, Dictyostelium discoideum  
p 176 A88-29138
- KIRSCH, KARL A.**  
The low pressure part of the circulation under micro-G  
p 188 A88-29116
- KLEIN-NULEND, J.**  
Disuse condition stimulates bone resorption in organ culture  
p 183 N88-19926
- An in vitro model system to study the effect of microgravity and loading conditions on the mineralization and resorption of skeletal tissues  
p 183 N88-19927
- KLEIN, G. H.**  
BIOTEX, a project for biotechnological basic experiments under microgravity  
p 181 N88-19899
- KLEIN, K. E.**  
Implications of shiftwork in space for human physiology experiments  
p 198 N88-19942
- KLEIN, KARL E.**  
The space life sciences research and application in Europe  
p 173 A88-29106
- KLIORIN, A. I.**  
The characteristics of the vestibular-apparatus statokinetic function and of gastric motor activity in children with functional digestive disorders  
p 192 A88-32133
- KLOPF, A. H.**  
A neuronal model of classical conditioning  
[AD-A188378] p 210 N88-19999
- KNIGHT, R. J. E.**  
The effect of altitude on tests of reaction time and alertness  
p 205 A88-29569
- KNOTT, W.**  
Integration, design, and construction of a CELSS breadboard facility for bioregenerative life support system research  
p 212 A88-29143
- KOBAYASHI, KAZUTOYO**  
Vestibular-visual conflict training  
p 175 A88-29125
- KOGA, KAZUO**  
Sympathetic nervous responses in man to weightlessness simulated by head-out water immersion  
p 187 A88-29114
- Behavior and brain activity of carp during parabolic-flight low gravity  
p 174 A88-29122
- KOIZUKA, I.**  
The effect of centrifugal force on the gain and phase of the canal-ocular reflex in rabbit  
p 175 A88-29126
- KOK, RANDALL A.**  
A statistical examination of self-ordering of amino acids in proteins  
p 220 A88-31486
- KOLESHNIKOVA, L. N.**  
Measuring functional feasibility of human visual system  
p 203 N88-19983
- KOLONINA, I. V.**  
On the mechanism of the antimutagenic effect of dibutyl  
p 177 A88-30005
- KOPELL, NANCY**  
Center for the study of rhythmic processes  
[AD-A188204] p 195 N88-19078
- KOROLEV, L. A.**  
Heat acclimatization under controlled hyperthermia  
p 202 N88-19981
- KOZLOVA, V. G.**  
Changes in blood conductivity during immersion  
p 200 N88-19969
- KOZLOVSKAIA, INESSA B.**  
Man in space: 25 years of manned space flights in the Soviet Union - Biomedical aspects  
p 187 A88-29105
- KRAEMER, WILLIAM J.**  
Heat intolerance, heat exhaustion monitored - A case report  
p 190 A88-29572
- Endocrine responses to resistance exercise  
[AD-A188681] p 204 N88-19993
- KRANZ, A. R.**  
Effects of cosmic heavy ion radiation and space microgravity on plant systems  
p 184 N88-19936

- KRAVIK, S. E.**  
Renal effects of anti-gravity suit inflation in man in relation to cardiovascular and hormonal changes  
p 186 N88-19959
- KRAVTSOV, A. B.**  
Mechanisms of early light and dark adaptations  
p 201 N88-19972
- KRUEGER, JAMES M.**  
Neurohumoral aspects of sleep  
[AD-A188653] p 204 N88-19992
- KRUSE, B.**  
Synopsis of the Spacelab D-1 frog statolith experiment  
p 185 N88-19940
- KUBO, T.**  
The effect of centrifugal force on the gain and phase of the canal-ocular reflex in rabbit  
p 175 A88-29126
- KUBO, TAKESHI**  
Role of histamine in motion sickness and space motion sickness  
p 174 A88-29124
- KUDINOVA, M. P.**  
Facility effects of voluntary movements on vestibulomotor reaction  
p 202 N88-19976
- KUDRIASHOV, I. A.**  
Precapillary and postcapillary resistance and transcapillary fluid exchange in the intestine under the effects of hypoxic and hypothermic stimuli on the organism  
p 178 A88-32014
- KULECZ, WALTER B.**  
Vestibular-visual conflict training  
p 175 A88-29125
- KULIKOVA, S. V.**  
Mechanisms of early light and dark adaptations  
p 201 N88-19972
- KUMEI, YASUHIRO**  
Effects of hypergravity on cultured mammalian cells  
p 176 A88-29139
- KUZ'MENKO, V. A.**  
The activation dynamics of cardiovascular centers during variations in geomagnetic field disturbance  
p 207 A88-32139

## L

- LACEY, JAMES C., JR.**  
Evolution of E. coli tRNA(Trp)  
p 178 A88-31483
- LACOMBE, J. L.**  
Utilization of robotics and teleoperation for future in-orbit operations  
p 216 N88-19527
- LAFORTUNA, C. L.**  
Breath-by-breath measurement of alveolar gas exchange  
p 197 N88-19905
- LANDRY, GREG**  
Ventilatory and gas exchange dynamics in response to head-down tilt with and without venous occlusion  
p 190 A88-29568
- LAPCHINE, L.**  
Antibiotic activity in space, results and hypothesis  
p 185 N88-19952
- LARSSON, H.**  
Second-generation respiratory monitoring system for microgravity studies in man  
p 197 N88-19906
- LARTIGUES, M.**  
Effects of anti-g suit inflation on renin and aldosterone response physical exercise  
p 199 N88-19944
- LAVERTY, BRUCE R.**  
Fibrous glass aerosols: A literature review  
[AD-A188420] p 219 N88-20008
- LAXAR, KEVIN**  
Brightness contrast and character height of five flat panel computer displays  
[AD-A187743] p 213 N88-19096
- LEBOUAR, PH.**  
Promising concepts for ground-to-orbit experiment teleoperation  
p 215 N88-19518
- LECHEMINANT, DAVID E.**  
Response of coronary blood flow to step changes in plasma protein concentration in the isolated rat heart  
p 180 N88-19892
- LEDERHENDLER, I. IZJA**  
The role of graviception in classically conditioned visual responses of the marine snail *Hermissenda*  
p 175 A88-29129
- LEFORT-TRAN, M.**  
Ecological algal system in microgravity conditions: Preliminary results  
p 182 N88-19915
- LEHMANN, U.**  
Fish as a tool for testing fitness in space  
p 186 N88-19963
- LEMERCERRE, C.**  
The suspended Japanese quail as an animal model for experiments related to microgravity  
p 186 N88-19960
- LENOIR, J.**  
Estimation of body fluid shift by electrical impedance in various postures  
p 199 N88-19956

## LETOULLEC, CH.

Cardiovascular adaptation to zero-g during a long term flight (237 days) on board the Salyut 7 Soviet space station (1984) p 197 N88-19920

## LEUTIN, V. P.

Risk of hypertension and functional cerebral laterality in oil expedition works in far north p 202 N88-19980

## LEVINE, MICHAEL V.

Modeling incorrect responses to multiple-choice items with multilinear formula score theory [AD-A187887] p 208 N88-19090

## LEWIS, BASIL S.

Air accidents, pilot experience, and disease-related inflight sudden incapacitation p 190 A88-29574

## LEWIS, GREGORY W.

Brain activity during tactical decision-making. Part 2: Probe-evoked potentials and workload [AD-A188688] p 204 N88-19994

## LIKHACHEVA, O. A.

Physiological aspects of regulating intrashift breaks as means of optimizing the intensity of work p 207 A88-32138

## LINDBERG, C.

Ultraviolet (180 to 300 nm) action spectra for inactivation and DNA photoproduct formation of *Bacillus subtilis* spores under ultrahigh vacuum p 184 N88-19931

## LINNARSON, DAG

Physiological and medical measurements in space - The ESA Anthorack p 187 A88-29108

## LINNARSSON, D.

Second-generation respiratory monitoring system for microgravity studies in man p 197 N88-19906

## LOEILLET, C.

Promising concepts for ground-to-orbit experiment teleoperation p 215 N88-19518

## LOEW, GILDA H.

Theoretical investigation of the role of clay edges in prebiotic peptide bond formation. II - Structures and thermodynamics of the activated complex species p 220 A88-31484

## LONG, GERALD M.

The effects of target wavelength on dynamic visual acuity under photopic and scotopic viewing p 205 A88-29399

## LORENZI, GIOVANNA

Cell cultures in space - From basic research to biotechnology p 176 A88-29131

## LOUISY, F.

Effects of anti-g suit inflation on renin and aldosterone response physical exercise p 199 N88-19944

## LUKE, BRIAN T.

Theoretical investigation of the role of clay edges in prebiotic peptide bond formation. II - Structures and thermodynamics of the activated complex species p 220 A88-31484

## LUNINA, N. V.

Changes in hemostasis system of animals under conditions of granulocytopenia inhibition under effect of decreased barometric pressure p 180 N88-19890

## LUO, LIAO FU

The degeneracy rule of genetic code p 178 A88-31480

## LURIA, SAUL M.

Brightness contrast and character height of five flat panel computer displays [AD-A187743] p 213 N88-19096

## M

## MACKINTOSH, J. H.

The effect of altitude on tests of reaction time and alertness p 205 A88-29569

## MAKSIMOV, A. L.

Interrelationship of heart rhythm indicators and resistance to hypoxia in Antarctic polar workers p 201 N88-19974

## MAKULOV, V. B.

Measuring functional feasibility of human visual system p 203 N88-19983

## MALCONIAN, MARK K.

Medical problems related to altitude in: Human performance physiology and environmental medicine at terrestrial extremes, chapter 14 [AD-A188340] p 203 N88-19989

## MANO, TADAAKI

Sympathetic nervous responses in man to weightlessness simulated by head-out water immersion p 187 A88-29114

## MARDER, EVE

Center for the study of rhythmic processes [AD-A188204] p 195 N88-19078

## MARMARELIS, VASILIS Z.

Modeling of task-dependent characteristics of human operator dynamics pursuit manual tracking p 206 A88-30853

## MARTENS, K.-D.

Survival under space vacuum: Biochemical aspects p 184 N88-19930

## MATSUI, NOBUO

Control of body fluid metabolism under unusual environments p 188 A88-29117

## MATSUKAWA, TOSHIYOSHI

Sympathetic nervous responses in man to weightlessness simulated by head-out water immersion p 187 A88-29114

## MATSUMURA, HIROYUKI

A preliminary experimental study on the gas recycling system for CELSS p 212 A88-29145  
The development of an improved research animal holding facility - Trace contaminants/odors experiments with a functional model p 212 A88-29147

## MATSUNAGA, T.

The effect of centrifugal force on the gain and phase of the canal-ocular reflex in rabbit p 175 A88-29126

## MATSUMAMI, K.

Effects of hyper-gravity on the hemostatic activity of hamster p 174 A88-29112

## MATSUMAMI, KEN'ICHI

Changes in the cardiac system of beta(1)-blocked hamsters under hyper-gravity p 174 A88-29113

## MATTHEW, CANDACE B.

Carbamates, atropine, and diazepam: Effects on performance in the running rat [AD-A188009] p 179 N88-19062

## MCDONALD, BARBARA A.

Visual recognition training: Effectiveness of computer graphics [AD-A188302] p 210 N88-19997

## MCGILLEM, C. D.

Electromagnetic metrics of mental workload [AD-A188205] p 209 N88-19093

## MCINTOSH, TRACY K.

Neuropeptides in experimental head injury [AD-A188067] p 194 N88-19077

## MCKINNON, G. M.

Multi-axis control of telemanipulators p 217 N88-19539

## MCCLAUGHLIN, MARY E.

Modeling incorrect responses to multiple-choice items with multilinear formula score theory [AD-A187887] p 208 N88-19090

## MCLEAN, H. C.

Aircrew training devices: Utility and utilization of advanced instructional features, phase 4 [AD-A188418] p 210 N88-20000

## MEEHAN, RICHARD

Operation Everest 2: Alterations in the immune system at high altitude [AD-A188011] p 194 N88-19075

## MEFFERT, R.

Survival under space vacuum: Biochemical aspects p 184 N88-19930

## MEISSINGER, HANS F.

Technology requirements for telerobotic satellite servicing in space p 216 N88-19536

## MESLAND, D. A. M.

Biorack experiments in Spacelab D-1 and TML-1: Further developments in gravitational biology p 185 N88-19953

## MIGNE, P.

Cardiovascular adaptation to zero-g during a long term flight (237 days) on board the Salyut 7 Soviet space station (1984) p 197 N88-19920

## MILES, DANIEL S.

Running-induced changes in lung function are not altered by acute moderate hypoxia p 189 A88-29567

## MILLER, N.

Summary of Payload Integration Plan (PIP) for Starlab-1 flight experiment, enclosure 3 [NASA-TM-89713] p 207 N88-19086

## MILLS, W. J., JR.

Abnormal control of ventilation in high-altitude pulmonary edema p 191 A88-30410

## MINEMOTO, M.

A concept study of a regenerable gas recycling system p 212 A88-29144

## MININA, Z. B.

Human adaptation to various hypercapnic conditions in relation to salivary electrolyte dynamics and renal function p 202 N88-19977

## MITARAI, GENYO

Biological sciences in space 1986; Proceedings of the 1986 International Symposium, Nagoya, Japan, Nov. 10-12, 1986 p 173 A88-29103

## MITASHOV, V.

Organs and tissues regeneration in amphibia under the space flight conditions p 185 N88-19951

## MITCHELL, N.

Computer aided tactics for air combat p 217 N88-19559

## MIZUNO, YOSHIO

Changes in the cardiac system of beta(1)-blocked hamsters under hyper-gravity p 174 A88-29113

## MIZUTANI, HIROSHI

Effect of gravity on the morphogenesis of organisms - The case of a cellular slime mold, *Dictyostelium discoideum* p 176 A88-29138

## MOATTI, N.

Antibiotic activity in space, results and hypothesis p 185 N88-19952

## MOIBENKO, A. A.

Functional and morphological characteristics of cardiovascular disorders during prolonged hyperthermia p 177 A88-30001

## MOORE, JOHN W.

Two attentional models of classical conditioning: Variations in CS effectiveness revisited [AD-A187697] p 208 N88-19088

## MOORE, THOMAS P.

Studies of the vestibulo-ocular reflex on STS 4, 5 and 6 [NASA-TM-100461] p 203 N88-19987

## MOREY, W. A.

Selected aspects of triazolam in relation to aviator performance in naval flight operations [AD-A189322] p 204 N88-19996

## MORI, SHIGEO

Biological sciences in space 1986; Proceedings of the 1986 International Symposium, Nagoya, Japan, Nov. 10-12, 1986 p 173 A88-29103

Behavior and brain activity of carp during parabolic-flight low gravity p 174 A88-29122

## MORITA, MASAHIRO

Role of histamine in motion sickness and space motion sickness p 174 A88-29124

## MOROZ, M. P.

Assessment of work capacity in operators by using statistical characteristics of a simple visual-motor reaction p 207 A88-32049

## MORUKOV, B. V.

Regulation of calcium metabolism during prolonged antihypertensive hypokinesia [NASA-TT-20219] p 196 N88-19085

## MOSELEY, M.

P-31 Magnetic Resonance Spectroscopy (MRS) of limb muscles during bedrest with exercise countermeasures p 183 N88-19925

## MOSQUEIRA, F. G.

On the origin of life event p 221 A88-31487

## MOTOOKA, TAKAKO

Functional organization of the cat utricle studied with the vestibuloocular reflex induced by electrical stimulation p 175 A88-29127

## MUCHMORE, HAROLD

Operation Everest 2: Alterations in the immune system at high altitude [AD-A188011] p 194 N88-19075

## MURAO, KUNIAKI

The development of an improved research animal holding facility - Trace contaminants/odors experiments with a functional model p 212 A88-29147

## MURATA, YOSHIHARU

Control of body fluid metabolism under unusual environments p 188 A88-29117

## MURDOCH, J.

A teleoperated manipulator system concept for unmanned platforms p 216 N88-19537

## MUZA, STEPHEN R.

Perspectives in microclimate cooling involving protective clothing in hot environments [AD-A188370] p 218 N88-20007

## N

## NAGANO, A.

Applications of a mass spectrometer-computer system to the study of gravitational effects on respiration, circulation and metabolism p 188 A88-29121  
A mass spectrometric study on gas circulation in CELSS p 212 A88-29146

## NAGASAKA, TETSUO

Vasoconstriction in the hand heated locally - A mechanism for reducing heat transportation into the body from hot contact objects p 188 A88-29120

## NAKAJIMA, TOHRU

Effects of hypergravity on cultured mammalian cells p 176 A88-29139

## NAKASHIMA, MASAYA

Changes in the cardiac system of beta(1)-blocked hamsters under hyper-gravity p 174 A88-29113

## NAKAYAMA, KEN

Visual evoked potentials [AD-A187942] p 193 N88-19071

## NATOCHIN, YU. V.

The influence of space flight on water-salt homeostasis in man and animals p 199 N88-19943

## NAVAKATIKIAN, M. A.

Changes in the activity and the conditioned reflexes of albino rats during and after chronic irradiation with microwaves p 177 A88-30006

## NAWROTH, T.

Survival under space vacuum: Biochemical aspects p 184 N88-19930

## NEALE, LAUREEN

Operation Everest 2: Alterations in the immune system at high altitude [AD-A188011] p 194 N88-19075

## NERI, DAVID F.

Brightness contrast and character height of five flat panel computer displays [AD-A187743] p 213 N88-19096

## NEUBERT, J.

Synopsis of the Spacelab D-1 frog statolith experiment STATEX p 185 N88-19940

## NEUFER, P. D.

Gastric emptying during exercise: Effects of acute heat stress, acclimation and hypohydration [AD-A188008] p 194 N88-19073

## NEYZHMAKOVA, N. A.

Individual functional typology of sympathoadrenal system as indicator of physiological status in adverse environments p 202 N88-19979

## NIKOLAI, S. L.

The state of the respiratory chain components of hepatocytes under the combined effects of hyperoxia and the beta-adrenoblocking agent oxidan p 177 A88-30003

## NIKOLAYENKO, E. M.

Central hemodynamics in antihypertensive hypokinesia and immersion models of weightlessness p 195 N88-19081

## NIKOLAYEVA, YE. I.

Risk of hypertension and functional cerebral laterality in oil expedition works in far north p 202 N88-19980

## NIKOLOV, I. T.

The effect of the procedure of adeturon administration on the extent of radiation-induced damage in mice p 177 A88-30004

## NISHI, I.

Applications of a mass spectrometer-computer system to the study of gravitational effects on respiration, circulation and metabolism p 188 A88-29121  
A mass spectrometric study on gas circulation in CELSS p 212 A88-29146

## NITTA, KEIJI

A systematic approach for CELSS research in Japan p 212 A88-29142

A preliminary experimental study on the gas recycling system for CELSS p 212 A88-29145

## NIXON, DAVID

Space station group activities habitability module study: A synopsis p 217 N88-19886

## NOSAR, V. I.

Nitrogen's biological effect on oxygen transport through hematoparenchymal barrier p 200 N88-19967

## NOSAR, V. I.

Permeability of the hematoparenchymatous oxygen barrier under variable partial oxygen pressure in inhaled air p 177 A88-30002

## NUNOMURA, TADAHIRO

Vasoconstriction in the hand heated locally - A mechanism for reducing heat transportation into the body from hot contact objects p 188 A88-29120

## NURMATOV, A. A.

Precapillary and postcapillary resistance and transcapillary fluid exchange in the intestine under the effects of hypoxic and hypothermic stimuli on the organism p 178 A88-32014

## O

## O'MALLEY, NANCY

Effects of beta-adrenergic blockade on ventilation and gas exchange during the rest to work transition p 190 A88-29571

## OCKELS, W.

Why life science in space? The next step to go beyond p 221 N88-19954

## OHASHI, H.

The inactivation of microorganisms by different heavy ions p 176 A88-29148

## OHIRA, MOTOKO

Effects of head-down tilt suspension on mass and enzymatic profiles in various types of muscles p 174 A88-29119

## OHIRA, YOSHINOBU

Effects of head-down tilt suspension on mass and enzymatic profiles in various types of muscles p 174 A88-29119

## OHNISHI, TAKEO

DNA damage and mutation induced by a health lamp-light (UVB) in Escherichia coli p 175 A88-29130

## OHTA, HIROBUMI

Postural control of fish during parabolic aircraft flight p 174 A88-29123

## OHTSUBO, KOJI

A preliminary experimental study on the gas recycling system for CELSS p 212 A88-29145

## OKADA, T.

Effects of hyper-gravity on the hemostatic activity of hamster p 174 A88-29112

## OLIVE, J. E.

The effect of altitude on tests of reaction time and alertness p 205 A88-29569

## OSER, H.

The European Space Agency's role in life sciences and research in space p 181 N88-19894

## OSMAN, P. D.

First haemorrhological experiment on NASA Space Shuttle 'Discovery' STS 51-C - Aggregation of red cells p 189 A88-29173

## OTSUJI, K.

A concept study of a regenerable gas recycling system p 212 A88-29144

## OWENS, JOYCE

Hemolysis in runners as evidenced by low serum haptoglobin: Implications for preflight monitoring of astronauts [NASA-TM-100304] p 192 N88-19067

## OZAWA, KAZUKO

Effects of hypergravity on cultured mammalian cells p 176 A88-29139

## P

## PADEKEN, D.

Application of ARIADNE: A data bank-based information system for human physiology research p 186 N88-19962

## PAIVA, M.

The respiratory system under weightlessness p 181 N88-19901

## PANCHENKO, V. S.

Physiological reactions upon controlled changes of blood distribution in humans p 198 N88-19924

## PANDOLF, KENT B.

Air quality and human performance, chapter 16 [AD-A188335] p 203 N88-19988

## PANTEV, T. P.

The effect of the procedure of adeturon administration on the extent of radiation-induced damage in mice p 177 A88-30004

## PARKER, A. J.

Human contrast discrimination and the threshold of cortical neurons p 206 A88-29744

## PATAT, F.

Cardiovascular adaptation to zero-g during a long term flight (237 days) on board the Salyut 7 Soviet space station (1984) p 197 N88-19920

Cardiac and peripheral circulation assessment by ultrasound on 3 astronauts during two 7-day space flights (1982 Salyut-7 - 1985 STS 51G) p 197 N88-19921

Gastric emptying assessment by echography after a stress (rotating chair) p 199 N88-19955

## PAUK, V. N.

Measuring functional feasibility of human visual system p 203 N88-19983

## PERBAL, G.

Gravimetry in lentil seedling roots grown in space (Spacelab D-1 mission) p 182 N88-19911

## PERELYGIN, V. V.

Assessment of work capacity in operators by using statistical characteristics of a simple visual-motor reaction p 207 A88-32049

## PERRAMON, A.

The suspended Japanese quail as an animal model for experiments related to microgravity p 186 N88-19960

## PESTOV, I. D.

Physiological reactions upon controlled changes of blood distribution in humans p 198 N88-19924

## PETEK, W.

Liquid ventilation: New data and possible use in space medicine p 197 N88-19908

## PETERSEN, GENE R.

Unconventional food regeneration in space - Opportunities for microbial food production p 211 A88-29137

## PETUKHOV, B. N.

Physiological aspects of regulating intrashift breaks as means of optimizing the intensity of work p 207 A88-32138

## PHILIPS, R. W.

Life sciences research in space: The requirement for animal models p 181 N88-19909

## PINTER, H.

Liquid ventilation: New data and possible use in space medicine p 197 N88-19908

## PLONSKI, M. P.

Electromagnetic metrics of mental workload [AD-A188205] p 209 N88-19093

## POCOST, JULIE

Manipulation of muscle glycogen concentrations using high and low carbohydrate diets and exercise [AD-A187732] p 193 N88-19069

## POGGIO, TOMASO

Visual integration and detection of discontinuities: The key role of intensity edges [AD-A188012] p 194 N88-19076

## POLANYI, L.

Research in knowledge representation for natural language communication and planning assistance [AD-A187355] p 208 N88-19087

## POLETAEV, R. V.

The importance of the spine X-ray in the practice of aviation medicine p 192 A88-32050

## POLTAVSKIY, A. F.

Changes in hemostasis system of animals under conditions of granulocytopenia inhibition under effect of decreased barometric pressure p 180 N88-19890

## POLZELLA, DONALD J.

Aircrew training devices: Utility and utilization of advanced instructional features, phase 4 [AD-A188418] p 210 N88-20000

## PONOMAREVA, T. A.

Effect of acute hypoxic hypoxia on the immune system, homeostasis, and the acid-base status of blood p 192 A88-32136

## POOL, SAM L.

Studies of the vestibulo-ocular reflex on STS 4, 5 and 6 [NASA-TM-100461] p 203 N88-19987

## POPOVICH, L. F.

Functional and morphological characteristics of cardiovascular disorders during prolonged hyperthermia p 177 A88-30001

## POPPER, H.

Liquid ventilation: New data and possible use in space medicine p 197 N88-19908

## POTOR, G.

Quantification of reaction time and time perception during Space Shuttle operations p 205 A88-29565

## POTTIER, J. M.

Cardiovascular adaptation to zero-g during a long term flight (237 days) on board the Salyut 7 Soviet space station (1984) p 197 N88-19920

Cardiac and peripheral circulation assessment by ultrasound on 3 astronauts during two 7-day space flights (1982 Salyut-7 - 1985 STS 51G) p 197 N88-19921

Gastric emptying assessment by echography after a stress (rotating chair) p 199 N88-19955

## POURCELOT, L.

Cardiovascular adaptation to zero-g during a long term flight (237 days) on board the Salyut 7 Soviet space station (1984) p 197 N88-19920

Cardiac and peripheral circulation assessment by ultrasound on 3 astronauts during two 7-day space flights (1982 Salyut-7 - 1985 STS 51G) p 197 N88-19921

Is ANF implied in the right attenuated renal response to central hypervolemia? p 199 N88-19945

Gastric emptying assessment by echography after a stress (rotating chair) p 199 N88-19955

## POWERS, SCOTT

Effects of beta-adrenergic blockade on ventilation and gas exchange during the rest to work transition p 190 A88-29571

## POWERS, SCOTT K.

Ventilatory and gas exchange dynamics in response to head-down tilt with and without venous occlusion p 190 A88-29568

## PRINCE, R.

Integration, design, and construction of a CELSS breadboard facility for bioregenerative life support system research p 212 A88-29143

## PRINS, J. J. M.

The Hermes manipulation system (HERA) simulation facility development p 216 N88-19524

## PRIK, G. K.

The respiratory system under weightlessness p 181 N88-19901

## PSHEDETSKAIA, A. D.

The effect of adaptation to cold on the energy-dependent ion transport in the skeletal muscle fibers of rats p 179 A88-32015

- PUTILOV, A. A.**  
Desynchronization of heart rate and breathing frequency after transmeridional flight across three time zones  
p 200 N88-19968

## R

- RADULOVACKI, MIODRAG**  
Role of adenosine analogs and growth hormone in waking and sleep  
p 193 N88-19070
- RAKHUBA, I. A.**  
Individual and typological characteristics of auditory response to an acoustic stimulus as determined from mean evoked potentials in the cortex of healthy subjects  
p 207 A88-32134
- RAMACHANDRAN, S.**  
Reducing rotary wing aircraft development time/cost through the use of simulation  
p 219 N88-20186
- RASMUSSEN, O.**  
The use of plant protoplasts in biotechnological space research  
p 182 N88-19914
- RATINO, D. A.**  
Quantification of reaction time and time perception during Space Shuttle operations  
p 205 A88-29565
- REHAK, P.**  
Liquid ventilation: New data and possible use in space medicine  
p 197 N88-19908
- REISING, JOHN M.**  
Workload and situation awareness in future aircraft  
p 213 A88-32678
- REITZ, G.**  
Ultraviolet (180 to 300 nm) action spectra for inactivation and DNA photoproduct formation of *Bacillus subtilis* spores under ultrahigh vacuum  
p 184 N88-19931  
Radiation problems in manned space flight with a view to the Space Station  
p 218 N88-19934
- REMBOLD, U.**  
Mobile robot activity model for autonomous free flying platforms  
p 214 N88-19507
- REPPERGER, D. W.**  
Quantification of reaction time and time perception during Space Shuttle operations  
p 205 A88-29565
- REQUARDT, H.**  
Ultraviolet (180 to 300 nm) action spectra for inactivation and DNA photoproduct formation of *Bacillus subtilis* spores under ultrahigh vacuum  
p 184 N88-19931
- RESHCHIKOVA, T. N.**  
Training in time interval discrimination using verbal feedback  
p 209 N88-19985
- RIBAK, JOSEPH**  
Air accidents, pilot experience, and disease-related inflight sudden incapacitation  
p 190 A88-29574
- RIBBE, T.**  
Second-generation respiratory monitoring system for microgravity studies in man  
p 197 N88-19906
- RICHESON, W. E.**  
Reducing rotary wing aircraft development time/cost through the use of simulation  
p 219 N88-20186
- RICHOILEY, G.**  
Antibiotic activity in space, results and hypothesis  
p 185 N88-19952
- RISI, S.**  
Survival under space vacuum: Biochemical aspects  
p 184 N88-19930
- ROACH, ROBERT C.**  
Abnormal control of ventilation in high-altitude pulmonary edema  
p 191 A88-30410
- ROCHA, CARLOS**  
Space station architectural elements model study. Space station human factors research review  
p 217 N88-19884
- ROCHE, EDWARD T.**  
Manipulation of muscle glycogen concentrations using high and low carbohydrate diets and exercise  
[AD-A187732] p 193 N88-19069
- ROCK, PAUL B.**  
Hemodynamic and sympathoadrenal responses to altitude in humans - Effect of dexamethasone  
p 189 A88-29563  
Medical problems related to altitude in: Human performance physiology and environmental medicine at terrestrial extremes, chapter 14  
[AD-A188340] p 203 N88-19989
- RODRIGUEZ, L. E.**  
Quantification of reaction time and time perception during Space Shuttle operations  
p 205 A88-29565
- ROECKER, LOTHAR**  
The low pressure part of the circulation under micro-G  
p 188 A88-29116
- ROGERS, CHARLES**  
Peripheral sensory processing in mammalian gravity receptors - Observations of ciliary tuft configurations  
p 191 A88-31022

- ROGERS, JON G.**  
OMV man/system simulation integration: A preliminary analysis and recommendation  
[NASA-CR-182602] p 218 N88-20005
- ROIFMAN, M. D.**  
Changes in blood circulation after two-percent water load  
p 192 A88-32135
- RONCIN, A.**  
Cardiovascular adaptation to zero-g during a long term flight (237 days) on board the Salyut 7 Soviet space station (1984)  
p 197 N88-19920  
Cardiac and peripheral circulation assessment by ultrasound on 3 astronauts during two 7-day space flights (1982 Salyut-7 - 1985 STS 51-G)  
p 197 N88-19921
- ROSE, MADELEINE S.**  
Manipulation of muscle glycogen concentrations using high and low carbohydrate diets and exercise  
[AD-A187732] p 193 N88-19069
- ROSS, H.**  
The rate of adaptation to altered g in the human centrifuge: Implications for simulations of mass-discrimination in space flight  
p 198 N88-19941
- ROSS, MURIEL D.**  
Peripheral sensory processing in mammalian gravity receptors - Observations of ciliary tuft configurations  
p 191 A88-31022
- ROUSSEL, B.**  
Is ANF implied in the night attenuated renal response to central hypervolemia?  
p 199 N88-19945
- RUDNEV, M. I.**  
Effects of whole-body irradiation with low-intensity microwaves on morphological, functional and cytochemical characteristics of leukocytes  
p 201 N88-19971
- RUETHER, W.**  
Effects of heavy ions on egg-developing systems  
p 184 N88-19935
- RUNNINGS, D.**  
Multi-axis control of telemanipulators  
p 217 N88-19539
- RUSTAMYAN, L. A.**  
Regulation of calcium metabolism during prolonged antiorthostatic hypokinesia  
[NASA-TT-20219] p 196 N88-19085
- RYLOV, A. L.**  
Protection from stress  
p 202 N88-19978
- RYO, HARUKO**  
Biological effects of radiation during space flight  
p 173 A88-29109

## S

- SAITO, MITSURU**  
Sympathetic nervous responses in man to weightlessness simulated by head-out water immersion  
p 187 A88-29114
- SAKAKIBARA, MANABU**  
Behavior and brain activity of carp during parabolic-flight low gravity  
p 174 A88-29122  
Biophysical and biochemical mechanisms for long-term adaptive modifications of a molluscan visual-vestibular network  
p 175 A88-29128
- SALISBURY, FRANK B.**  
Space farming in the 21st century  
p 177 A88-29237
- SAMEL, A.**  
Implications of shiftwork in space for human physiology experiments  
p 198 N88-19942
- SATAKE, HIROTAKE**  
Changes in the cardiac system of beta(1)-blocked hamsters under hyper-gravity  
p 174 A88-29113
- SATO, ATSUSHIGE**  
Effects of hypergravity on cultured mammalian cells  
p 176 A88-29139
- SATOH, S.**  
A concept study of a regenerable gas recycling system  
p 212 A88-29144
- SAWADA, T.**  
A concept study of a regenerable gas recycling system  
p 212 A88-29144
- SAWKA, MICHAEL N.**  
Gastric emptying during exercise: Effects of acute heat stress, acclimation and hypohydration  
[AD-A188008] p 194 N88-19073  
Perspectives in microclimate cooling involving protective clothing in hot environments  
[AD-A188370] p 218 N88-20007
- SCHAEFER, ROBERT S.**  
Running-induced changes in lung function are not altered by acute moderate hypoxia  
p 189 A88-29567
- SCHATZ, A.**  
Synopsis of the Spacelab D-1 frog statolith experiment  
STATEX p 185 N88-19940  
Fish as a tool for testing fitness in space  
p 186 N88-19963

- SCHENK, K.**  
Survival and mutation induction of dehydrated yeast cells after UV exposure  
p 184 N88-19932
- SCHERER, H.**  
Vestibular response to caloric stimulation during orbital flight  
p 198 N88-19939
- SCHILLER, P.**  
Life science technology  
p 181 N88-19900  
Aspects of bioregenerative life support systems  
p 218 N88-19917
- SCHMAJUK, NESTOR A.**  
Two attentional models of classical conditioning: Variations in CS effectiveness revisited  
[AD-A187697] p 208 N88-19088
- SCHMEISSER, ELMAR T.**  
Laser flash effects on chromatic discrimination in monkeys  
[AD-A187703] p 179 N88-19061
- SCHMIDT, E.**  
Teleoperation for a Spacelab technology experiment  
p 215 N88-19521
- SCHMIDT, JOHN K.**  
User perceptions of side-arm flight control in rotary-wing aircraft  
[AD-A188519] p 219 N88-20009
- SCHNEIDER, E.**  
Cellular effects of heavy ions: Experimental results and theoretical approaches  
p 184 N88-19933
- SCHOENE, ROBERT B.**  
Abnormal control of ventilation in high-altitude pulmonary edema  
p 191 A88-30410
- SCHUBER, M.**  
Application of ARIADNE: A data bank-based information system for human physiology research  
p 186 N88-19962
- SCHUBERT, WAYNE W.**  
Unconventional food regeneration in space - Opportunities for microbial food production  
p 211 A88-29137
- SCHWARTZ, E.**  
The rate of adaptation to altered g in the human centrifuge: Implications for simulations of mass-discrimination in space flight  
p 198 N88-19941
- SEBEKINA, T. V.**  
Effects of intense, time-constrained mental effort on hemodynamics and cardiovascular function  
p 201 N88-19975
- SEIBERT, G.**  
Life sciences in the framework of the ESA microgravity program and future flight opportunities  
p 181 N88-19895
- SEIBT, D.**  
Fish as a tool for testing fitness in space  
p 186 N88-19963
- SEM-JACOBSEN, C. W.**  
Renal effects of anti-gravity suit inflation in man in relation to cardiovascular and hormonal changes  
p 186 N88-19959
- SEO, HISAO**  
Control of body fluid metabolism under unusual environments  
p 188 A88-29117
- SERENTSCHY, G.**  
Solar plant growth facility (SPGF) - An approach toward future biological life support systems  
p 212 A88-29141
- SEROVA, L. V.**  
The influence of space flight on water-salt homeostasis in man and animals  
p 199 N88-19943
- SESHAN, P. K.**  
Unconventional food regeneration in space - Opportunities for microbial food production  
p 211 A88-29137
- SESTITO, S.**  
A worked example of an application of the SAINT simulation program  
[AD-A188198] p 214 N88-19097
- SHAFRAN, L. M.**  
Individual functional typology of sympathoadrenal system as indicator of physiological status in adverse environments  
p 202 N88-19979
- SHAMSUDDIN, MIR**  
Hyperoxic lung damage in mice - Appearance and bioconversion of peptide leukotrienes  
p 178 A88-30406
- SHAPIRO, ROBERT**  
Prebiotic ribose synthesis - A critical analysis  
p 220 A88-31481
- SHARP, J.**  
Summary of Payload Integration Plan (PIP) for Startab-1 flight experiment, enclosure 3  
[NASA-TM-89713] p 207 N88-19086
- SHARPE, J. E. E.**  
Covariant control of bilateral servos for in-orbit manipulation  
p 215 N88-19520

- SHELEPIN, YU. YE.**  
Measuring functional feasibility of human visual system p 203 N88-19983
- SHEPPARD, J. S.**  
A teleoperated manipulator system concept for unmanned platforms p 216 N88-19537
- SHIBAYAMA, HIDETARO**  
Effects of head-down tilt suspension on mass and enzymatic profiles in various types of muscles p 174 A88-29119
- SHIBUYA, H.**  
A mass spectrometric study on gas circulation in CELSS p 212 A88-29146
- SHLYKOV, V. YU.**  
Facilitory effects of voluntary movements on vestibulomotor reaction p 202 N88-19976
- SHOJI, TAKATOSHI**  
A preliminary experimental study on the gas recycling system for CELSS p 212 A88-29145
- SIGVARDT, KAREN A.**  
Center for the study of rhythmic processes [AD-A188204] p 195 N88-19078
- SILS, INGRID V.**  
Heat intolerance, heat exhaustion monitored - A case report p 190 A88-29572
- SIMON, W.**  
A knowledge-based approach for sensory-controlled assembly operations p 214 N88-19506
- SINITSYNA, T. M.**  
Effects of intense, time-constrained mental effort on hemodynamics and cardiovascular function p 201 N88-19975
- SIVA, K. V.**  
Covariant control of bilateral servos for in-orbit manipulation p 215 N88-19520
- SMETANIN, B. N.**  
Facilitory effects of voluntary movements on vestibulomotor reaction p 202 N88-19976
- SMITH, LEWIS J.**  
Hyperoxic lung damage in mice - Appearance and bioconversion of peptide leukotrienes p 178 A88-30406
- SMOLLE, J.**  
Liquid ventilation: New data and possible use in space medicine p 197 N88-19908
- SOBICK, V.**  
BIOTEX, a project for biotechnological basic experiments under microgravity p 181 N88-19899
- SOMMERS, HOWARD**  
Effects of beta-adrenergic blockade on ventilation and gas exchange during the rest to work transition p 190 A88-29571
- SOUZA, K. A.**  
Amphibian development in microgravity p 173 A88-29111
- SOUZA, KENNETH A.**  
The opportunities for space biology research on the Space Station p 176 A88-29134
- SPECKMAN, KAREN L.**  
Perspectives in microclimate cooling involving protective clothing in hot environments [AD-A188370] p 218 N88-20007
- SPENCER, JOHN**  
Space station architectural elements model study. Space station human factors research review p 217 N88-19884
- SPERLING, H. G.**  
Psychophysical, biochemical and histological studies of spectrally selective photic damage to primate retina [AD-A188115] p 179 N88-19063
- SPITLER, DIANE L.**  
Hemolysis in runners as evidenced by low serum haptoglobin: Implications for preflight monitoring of astronauts [NASA-TM-100304] p 192 N88-19067
- SPIVAK, L. I.**  
Altered states of consciousness in healthy humans (The definition of the issues and the prospects of studies) p 207 A88-32137
- STARIKOV, L. I.**  
The status of the cerebral hemodynamics of pilots undergoing orthostatic tests p 190 A88-29889
- STAROVEROV, I. I.**  
The characteristics of the vestibular-apparatus statokinetic function and of gastric motor activity in children with functional digestive disorders p 192 A88-32133
- STAVES, MARK P.**  
Evolution of E. coli tRNA(Trp) p 178 A88-31483
- STEGEMANN, J.**  
Influence of a 6 hr head-out water immersion on different tests of endurance performance capacity p 196 N88-19903
- The effect of orthostatic changes in central blood volume on the heart rate response to graded Valsalva maneuvers p 196 N88-19904
- STEINBORN, A.**  
Survival under space vacuum: Biochemical aspects p 184 N88-19930
- STEWART, M. KELLY**  
Ventilatory and gas exchange dynamics in response to head-down tilt with and without venous occlusion p 190 A88-29568
- STRELTSOVA, YE. N.**  
Effects of intense, time-constrained mental effort on hemodynamics and cardiovascular function p 201 N88-19975
- STUPPEL, M.**  
The suspended Japanese quail as an animal model for experiments related to microgravity p 186 N88-19960
- SUDOH, HIDEO**  
The development of an improved research animal holding facility - Trace contaminants/odors experiments with a functional model p 212 A88-29147
- SUGIE, I.**  
Effects of hyper-gravity on the hemostatic activity of hamster p 174 A88-29112
- SULIMO-SAMUILLO, Z. K.**  
Physiological reserves of the body p 192 A88-32048
- SUZUKI, Y.**  
A mass spectrometric study on gas circulation in CELSS p 212 A88-29146
- SZLYK, PATRICIA**  
Heat intolerance, heat exhaustion monitored - A case report p 190 A88-29572
- T**
- TABATA, IZUMI**  
Effects of head-down tilt suspension on mass and enzymatic profiles in various types of muscles p 174 A88-29119
- TAIRBEKOV, M. G.**  
Cytomorphology and ultrastructure of corn root meristem in weightlessness p 180 N88-19891
- TAKABAYASHI, AKIRA**  
Behavior and brain activity of carp during parabolic-flight low gravity p 174 A88-29122
- Postural control of fish during parabolic aircraft flight p 174 A88-29123
- TAKAHASHI, T.**  
The inactivation of microorganisms by different heavy ions p 176 A88-29148
- TAKANO, TAIKICHI**  
Fertirrigation systems in plant culture p 211 A88-29132
- TAKEDA, NORIAKI**  
Role of histamine in motion sickness and space motion sickness p 174 A88-29124
- TAMURA, YOSHIHIRO**  
Control of body fluid metabolism under unusual environments p 188 A88-29117
- TATEISHI, M.**  
A mass spectrometric study on gas circulation in CELSS p 212 A88-29146
- TAYLOR, GERALD**  
Operation Everest 2: Alterations in the immune system at high altitude [AD-A188011] p 194 N88-19075
- TAYLOR, JOHN A.**  
A statistical examination of self-ordering of amino acids in proteins p 220 A88-31486
- TAYLOR, R. M.**  
Workload management in military cockpits - Present insights p 213 A88-32677
- TAYLOR, THOMAS C.**  
Space station architectural elements model study. Space station human factors research review p 217 N88-19884
- TEMLIER, J.**  
Antibiotic activity in space, results and hypothesis p 185 N88-19952
- TENCHOVA, V. B.**  
The effect of the procedure of adeturon administration on the extent of radiation-induced damage in mice p 177 A88-30004
- TERNER, A. IA.**  
Changes in blood circulation after two-percent water load p 192 A88-32135
- TERRY, ALYSSA L.**  
Development of a coping strategies questionnaire to assess endurance performance [AD-A188010] p 194 N88-19074
- THARION, WILLIAM J.**  
Development of a coping strategies questionnaire to assess endurance performance [AD-A188010] p 194 N88-19074
- THOMAS, D. J.**  
The effect of altitude on tests of reaction time and alertness p 205 A88-29569
- THOMAS, GLENN J.**  
Carbamates, atropine, and diazepam: Effects on performance in the running rat [AD-A188009] p 179 N88-19062
- THOMASSET, A.**  
Estimation of body fluid shift by electrical impedance in various postures p 199 N88-19956
- THORNTON, M.**  
Selected aspects of triazolam in relation to aviator performance in naval flight operations [AD-A189322] p 204 N88-19996
- THORNTON, WILLIAM E.**  
Studies of the vestibulo-ocular reflex on STS 4, 5 and 6 [NASA-TM-100461] p 203 N88-19987
- TINGEY, G. L.**  
An economic analysis of a multi-commodity fruit and vegetable irradiator [DE88-003425] p 214 N88-19098
- TIXADOR, R.**  
Antibiotic activity in space, results and hypothesis p 185 N88-19952
- TKACHENKO, B. I.**  
Precapillary and postcapillary resistance and transcapillary fluid exchange in the intestine under the effects of hypoxic and hypothermic stimuli on the organism p 178 A88-32014
- TOMANOV, L. V.**  
Individual and typological characteristics of auditory response to an acoustic stimulus as determined from mean evoked potentials in the cortex of healthy subjects p 207 A88-32134
- TOMIZAWA, G.**  
Applications of a mass spectrometer-computer system to the study of gravitational effects on respiration, circulation and metabolism p 188 A88-29121
- TOPALOVA, S. TS.**  
The effect of the procedure of adeturon administration on the extent of radiation-induced damage in mice p 177 A88-30004
- TOSCANO, W.**  
Summary of Payload Integration Plan (PIP) for Starlab-1 flight experiment, enclosure 3 [NASA-TM-89713] p 207 N88-19086
- TRAD, LAURIE A.**  
Hemodynamic and sympathoadrenal responses to altitude in humans - Effect of dexmethasone p 189 A88-29563
- TRAXLER, G.**  
Solar plant growth facility (SPGF) - An approach toward future biological life support systems p 212 A88-29141
- TREJO, LEONARD J.**  
Brain activity during tactical decision-making. Part 2: Probe-evoked potentials and workload [AD-A188688] p 204 N88-19994
- TUCKKOVA, S.**  
Organs and tissues regeneration in amphibia under the space flight conditions p 185 N88-19951
- TULEBEKOV, B. T.**  
Effect of acute hypoxic hypoxia on the immune system, homeostasis, and the acid-base status of blood p 192 A88-32136
- U**
- ULMER, H.-V.**  
A new isodynamically-braked arm ergometer including the demonstration of a prototype p 200 N88-19957
- UMRALIEYEVA, N. D.**  
Status of microcirculation in high-altitude blood loss p 201 N88-19973
- UNGS, TIMOTHY J.**  
Simulator induced syndrome in Coast Guard aviators p 205 A88-29573
- URI, JOHN J.**  
Studies of the vestibulo-ocular reflex on STS 4, 5 and 6 [NASA-TM-100461] p 203 N88-19987
- V**
- VALMALLE, R.**  
Gastric emptying assessment by echography after a stress (rotating chair) p 199 N88-19955
- VANDERPLOEG, JAMES M.**  
The role of preventive medicine in the future of USA space life sciences p 187 A88-29104
- VANSWIETEN, A. C. M.**  
The ESA/Fokker service end-effector subsystem. A robotic/man-compatible servicing approach p 214 N88-19502



## VELDHUIJZEN, J. P.

- Disuse condition stimulates bone resorption in organ culture p 183 N88-19926  
An in vitro model system to study the effect of microgravity and loading conditions on the mineralization and resorption of skeletal tissues p 183 N88-19927

## VICO, L.

- Does 7-day hindquarters unloading simulate 7 days of weightlessness exposure in rat trabecular bone? p 183 N88-19928

## VINCENT, M.

- Renal effects of anti-gravity suit inflation in man in relation to cardiovascular and hormonal changes p 186 N88-19959

## VINEGAR, ALLEN

- Toxic effects of man-made mineral fibers with particular reference to ceramic fibers [AD-A187949] p 193 N88-19072

## VISO, M.

- Some reflections on the standardization of bed-rest procedures for weightlessness simulation (cardiovascular and endocrine aspects) p 200 N88-19961

## VODOP'YANOVA, M. A.

- Reactions of the cardiovascular system to static load in athletes and in untrained subjects p 191 A88-32016

## VOGEL, H.

- Neck receptor stimulation in 0 and 1 g p 198 N88-19938

## VOGEL, M.

- Survival under space vacuum: Biochemical aspects p 184 N88-19930

## VOLKOV, V. V.

- Measuring functional feasibility of human visual system p 203 N88-19983

## VON BAUMGARTEN, RUDOLF

- Orbital weightlessness as a new tool for vestibular research - Experiments in two Spacelab missions including experiments on caloric nystagmus p 187 A88-29110  
Postural control of fish during parabolic aircraft flight p 174 A88-29123

## VONBAUMGARTEN, R.

- Respiratory parameters aboard an aircraft performing parabolic flights p 196 N88-19902

## VONBAUMGARTEN, R. J.

- Neck receptor stimulation in 0 and 1 g p 198 N88-19938

## VOROB'EV, G. F.

- Effect of acute hypoxic hypoxia on the immune system, homeostasis, and the acid-base status of blood p 192 A88-32136

## W

## WADA, HIROSHI

- Role of histamine in motion sickness and space motion sickness p 174 A88-29124

## WADA, TATSUHIKO

- Human circadian rhythms in a time-cueless environment - Effects of bright light p 188 A88-29118

## WAKAMATSU, S.

- Effects of hyper-gravity on the hemostatic activity of hamster p 174 A88-29112

## WALTHER, S.

- BIOTEX, a project for biotechnological basic experiments under microgravity p 181 N88-19899

## WATANABE, SATORU

- Biological sciences in space 1986; Proceedings of the 1986 International Symposium, Nagoya, Japan, Nov. 10-12, 1986 p 173 A88-29103  
Behavior and brain activity of carp during parabolic-flight low gravity p 174 A88-29122  
Postural control of fish during parabolic aircraft flight p 174 A88-29123

- Functional organization of the cat utricle studied with the vestibuloocular reflex induced by electrical stimulation p 175 A88-29127  
Biophysical and biochemical mechanisms for long-term adaptive modifications of a molluscan visual-vestibular network p 175 A88-29128

- The development of an improved research animal holding facility - Trace contaminants/odors experiments with a functional model p 212 A88-29147

## WATSON, ANDREW B.

- Efficiency of a model human image code p 206 A88-29746

## WEGMANN, H. M.

- Implications of shiftwork in space for human physiology experiments p 198 N88-19942

## WEINSTEIN, LINDA

- Social factors in space station interiors p 217 N88-19888

## WEST, J. B.

- The respiratory system under weightlessness p 181 N88-19901

## WETZEL, P.

- Utilization of robotics and teleoperation for future in-orbit operations p 216 N88-19527

## WETZIG, J.

- Respiratory parameters aboard an aircraft performing parabolic flights p 196 N88-19902

## WETZIG, JOACHIM

- Postural control of fish during parabolic aircraft flight p 174 A88-29123

## WHINNERY, JAMES E.

- Reflex heart rate response to variable onset +Gz p 190 A88-29570

## WHITE, DAVID H.

- Theoretical investigation of the role of clay edges in prebiotic peptide bond formation. II - Structures and thermodynamics of the activated complex species p 220 A88-31484

## WHITE, DAVID P.

- Sleep and the ventilatory response to resistive loading in normal men p 191 A88-30409

## WHITEHILL, BETTY V.

- Visual recognition training: Effectiveness of computer graphics [AD-A188302] p 210 N88-19997

## WICKENS, CHRISTOPHER D.

- Display proximity in multicue information integration - The benefits of boxes p 205 A88-29400  
Dissociation of performance and subjective measures of workload p 205 A88-29401  
Visual display representation of multidimensional systems: The effect of information correlation and display integrality [AD-A188655] p 219 N88-20010

## WIEGAND, LAUREL

- Sleep and the ventilatory response to resistive loading in normal men p 191 A88-30409

## WIENAND, ST.

- A knowledge-based approach for sensory-controlled assembly operations p 214 N88-19506

## WILCOX, ORLAND

- High altitude-low profile positive pressure breathing (HA/LP-PPB) oxygen mask assembly p 213 A88-30748

## WILKINS, M. B.

- Plant biology in space p 182 N88-19910

## WILLARD, A.

- Quantitative study of morphology of aggregation of red cells in patients' blood and in the reconstituted suspensions p 188 A88-29172

## WILLIAMS, BRUCE

- Modeling incorrect responses to multiple-choice items with multilinear formula score theory [AD-A187887] p 208 N88-19090

## WOLKE, A.

- How does Physarum polycephalum perceive and use gravity? p 183 N88-19918

## WRIGHT, A. A.

- Psychophysical, biochemical and histological studies of spectrally selective photic damage to primate retina [AD-A188115] p 179 N88-19063

## WYETH, N. C.

- Critical phenomena and electromagnetic effects in biological membranes [AD-A188156] p 179 N88-19064

## Y

## YAMASHITA, MASAMICHI

- Effects of hypergravity on cultured mammalian cells p 176 A88-29139

## YAMATODANI, ATSUSHI

- Role of histamine in motion sickness and space motion sickness p 174 A88-29124

## YATAGAI, F.

- The inactivation of microorganisms by different heavy ions p 176 A88-29148

## YATAZAWA, MICHIOKI

- Azolla and other small vascular floating plants as a functioning agent of nitrogen fixation in CELSS p 211 A88-29135

## YEH, YEI-YU

- Dissociation of performance and subjective measures of workload p 205 A88-29401

## YELFIMOY, A. I.

- Human adaptation to various hypercapnic conditions in relation to salivary electrolyte dynamics and renal function p 202 N88-19977

## YELLOTT, JOHN I., JR.

- Photon noise and constant-volume operators p 206 A88-29747

## YOSHIKAWA, ISAO

- Biological effects of radiation during space flight p 173 A88-29109

## YOUNG, ANDREW J.

- Gastric emptying during exercise: Effects of acute heat stress, acclimation and hypohydration [AD-A188008] p 194 N88-19073

- Perspectives in microclimate cooling involving protective clothing in hot environments [AD-A188370] p 218 N88-20007

## YOUNG, J. K.

- An economic analysis of a multi-commodity fruit and vegetable irradiator [DE88-003425] p 214 N88-19098

## YOUNG, JAMES B.

- Hemodynamic and sympathoadrenal responses to altitude in humans - Effect of dexamethasone p 189 A88-29563

## Z

## ZAGRIADSKII, V. P.

- Physiological reserves of the body p 192 A88-32048

## ZAKATOV, M. D.

- Ballistocardiography in weightlessness research p 195 N88-19080

## ZAKHAROV, A. V.

- Assessment of work capacity in operators by using statistical characteristics of a simple visual-motor reaction p 207 A88-32049

## ZANETTI, CLAUDE

- Positive pressure breathing as a g-protection device - Safety concerns p 213 A88-30750

## ZARE, RICHARD N.

- Application of two-step laser mass spectrometry to cosmogeochemistry - Direct analysis of meteorites p 220 A88-30740

## ZENOBII, RENATO

- Application of two-step laser mass spectrometry to cosmogeochemistry - Direct analysis of meteorites p 220 A88-30740

## ZOLOTUKHIN, A. N.

- Effect of reflexotherapy on the functional status of the visual analyzer of operators p 190 A88-29888

## ZVIAGINA, I. N.

- The effect of adaptation to cold on the energy-dependent ion transport in the skeletal muscle fibers of rats p 179 A88-32015

## ZWILLICH, CLIFFORD W.

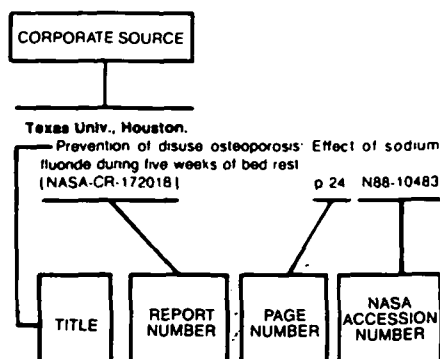
- Sleep and the ventilatory response to resistive loading in normal men p 191 A88-30409

# CORPORATE SOURCE INDEX

AEROSPACE MEDICINE AND BIOLOGY / A Continuing Bibliography (Supplement 312)

July 1988

## Typical Corporate Source Index Listing



Listings in this index are arranged alphabetically by corporate source. The title of the document is used to provide a brief description of the subject matter. The page number and the accession number are included in each entry to assist the user in locating the abstract in the abstract section. If applicable, a report number is also included as an aid in identifying the document.

## A

- Aarhus Univ. (Denmark).**  
The use of plant protoplasts in biotechnological space research p 182 N88-19914
- Academy of Sciences (USSR), Moscow.**  
Organs and tissues regeneration in amphibia under the space flight conditions p 185 N88-19951
- Aeronautical Research Labs., Melbourne (Australia).**  
A worked example of an application of the SAINT simulation program p 214 N88-19097 [AD-A188198]
- Aerospace Medical Research Labs., Wright-Patterson AFB, Ohio.**  
When decision aids fail p 213 N88-19095 [AD-A187531]
- Air Force Human Resources Lab., Brooks AFB, Tex.**  
Field dependence-independence and its relationship to flight training performance p 211 N88-20003 [AD-A188888]
- Air Force Inst. of Tech., Wright-Patterson AFB, Ohio.**  
First encounters of the close kind: The formation process of airline flight crews p 208 N88-19091 [AD-A187977]
- Air Force Medical Center, Wright-Patterson AFB, Ohio.**  
Motion sickness: A study of its effects on human physiology p 204 N88-19995 [AD-A188821]
- Air Force Medical Center, Wright-Patterson AFB, Ohio.**  
Quantification of reaction time and time perception during Space Shuttle operations p 205 A88-29565
- Air Force Wright Aeronautical Labs., Wright-Patterson AFB, Ohio.**  
A neuronal model of classical conditioning p 210 N88-19999 [AD-A188378]
- Alabama Univ., Birmingham.**  
Evolution of E. coli tRNA(Trp) p 178 A88-31483
- Alabama Univ., Huntsville.**  
OMV man/system simulation integration: A preliminary analysis and recommendation [NASA-CR-182602] p 218 N88-20005

- Army Research Inst. for the Behavioral and Social Sciences, Alexandria, Va.**  
A comparison of the Army's Project A: Cognitive and psychomotor tests to analogous Air Force and Navy tests [AD-A188636] p 211 N88-20002
- Army Research Inst. of Environmental Medicine, Natick, Mass.**  
Carbamates, atropine, and diazepam: Effects on performance in the running rat [AD-A188009] p 179 N88-19062
- Manipulation of muscle glycogen concentrations using high and low carbohydrate diets and exercise** [AD-A187732] p 193 N88-19069
- Gastric emptying during exercise: Effects of acute heat stress, acclimation and hypohydration** [AD-A188008] p 194 N88-19073
- Development of a coping strategies questionnaire to assess endurance performance** [AD-A188010] p 194 N88-19074
- Operation Everest 2: Alterations in the immune system at high altitude** [AD-A188011] p 194 N88-19075
- Air quality and human performance, chapter 16** [AD-A188335] p 203 N88-19988
- Medical problems related to altitude in: Human performance physiology and environmental medicine at terrestrial extremes, chapter 14** [AD-A188340] p 203 N88-19989
- Acute mountain sickness at 4500 m is not altered by repeated eight-hour exposures to 3200-3550 m normobaric hypoxic equivalent** [AD-A188358] p 203 N88-19990
- Endocrine responses to resistance exercise** [AD-A188681] p 204 N88-19993
- Perspectives in microclimate cooling involving protective clothing in hot environments** [AD-A188370] p 218 N88-20007

## B

- Baylor Coll. of Medicine, Houston, Tex.**  
Vestibular-visual conflict training p 175 A88-29125
- Bionetics Corp., Cocoa Beach, Fla.**  
Leg size and muscle functions associated with leg compliance p 191 A88-30408
- Hemolysis in runners as evidenced by low serum haptoglobin: Implications for preflight monitoring of astronauts** [NASA-TM-100304] p 192 N88-19067
- Bolt, Beranek, and Newman, Inc., Cambridge, Mass.**  
Research in knowledge representation for natural language communication and planning assistance [AD-A187355] p 208 N88-19087
- British Aerospace Public Ltd. Co., Bristol (England).**  
EVA, the technological challenge p 216 N88-19535
- British Aerospace Public Ltd. Co., Lancashire (England).**  
Computer aided tactics for air combat p 217 N88-19559
- British Aerospace Public Ltd. Co., Stevenage (England).**  
A teleoperated manipulator system concept for unmanned platforms p 216 N88-19537

## C

- CAE Electronics Ltd., St. Laurent (Quebec).**  
Multi-axis control of telemanipulators p 217 N88-19539
- California Univ., Berkeley.**  
Center for nonlinear dynamics of the brain [AD-A187245] p 193 N88-19068
- Social factors in space station interiors** p 217 N88-19888
- California Univ., Irvine.**  
Photon noise and constant-volume operators p 206 A88-29747
- Central Research Labs., Red Wing, Minn.**  
Remote repair demonstration of Solar Maximum main electronics box p 215 N88-19510

- Centre d'Etudes et de Recherches de Medecine Aerospatiale, Paris (France).**  
Effects of anti-g suit inflation on renin and aldosterone response physical exercise p 199 N88-19944
- Centre Hospitalier Univ. Rangueil, Toulouse (France).**  
Antibiotic activity in space, results and hypothesis p 185 N88-19952
- Centre National d'Etudes Spatiales, Toulouse (France).**  
Some reflections on the standardization of bed-rest procedures for weightlessness simulation (cardiovascular and endocrine aspects) p 200 N88-19961
- Centre National de la Recherche Scientifique, Gif-sur-Yvette (France).**  
Ecological algal system in microgravity conditions: Preliminary results p 182 N88-19915
- Colorado Univ., Boulder.**  
Effects of stress on judgement and decision making in dynamic tasks [AD-A188203] p 209 N88-19092
- Consiglio Nazionale delle Ricerche, Milan (Italy).**  
Breath-by-breath measurement of alveolar gas exchange p 197 N88-19905

## D

- Dayton Univ., Ohio.**  
Visual contrast sensitivity functions obtained from untrained observers using tracking and staircase procedures [AD-A187715] p 208 N88-19089
- Aircrew training devices: Utility and utilization of advanced instructional features, phase 4** [AD-A188418] p 210 N88-20000
- Deutsche Forschungs- und Versuchsanstalt fuer Luft- und Raumfahrt, Cologne (West Germany).**  
BIOTEX, a project for biotechnological basic experiments under microgravity p 181 N88-19899
- How does Physarum polycephalum perceive and use gravity?** p 183 N88-19918
- Load and control of the cardiocirculatory system in weightlessness** p 198 N88-19922
- European activities in exobiological research in space** p 221 N88-19929
- Ultraviolet (180 to 300 nm) action spectra for inactivation and DNA photoproduct formation of Bacillus subtilis spores under ultrahigh vacuum** p 184 N88-19931
- Radiation problems in manned space flight with a view to the Space Station** p 218 N88-19934
- Synopsis of the Spacelab D-1 frog statolith experiment STATEX** p 185 N88-19940
- Implications of shiftwork in space for human physiology experiments** p 198 N88-19942
- Experiments concerning gravisensitivity of protozoa** p 185 N88-19949
- Application of ARIADNE: A data bank-based information system for human physiology research** p 186 N88-19962
- Fish as a tool for testing fitness in space** p 186 N88-19963
- Deutsche Sporthochschule, Cologne (West Germany).**  
Influence of a 6 hr head-out water immersion on different tests of endurance performance capacity p 196 N88-19903
- The effect of orthostatic changes in central blood volume on the heart rate response to graded Valsalva maneuvers** p 196 N88-19904
- Dornier-Werke G.m.b.H., Friedrichshafen (West Germany).**  
ROTEX: The Robotic Technology Experiment on Spacelab D-2 mission p 216 N88-19530

## E

- EEG Systems Lab., San Francisco, Calif.**  
Neurocognitive predictions of performance [AD-A188323] p 210 N88-19998
- Eidgenossische Technische Hochschule, Zurich (Switzerland).**  
Cell cultures in space: From basic research to biotechnology 2 p 185 N88-19948

SOURCE

**Erno Raumfahrttechnik G.m.b.H., Bremen (West Germany).**

Teleoperation for a Spacelab technology experiment  
p 215 N88-19521

**European Space Agency, Paris (France).**

Proceedings of the 3rd European Symposium on Life Sciences Research in Space  
[ESA-SP-271] p 181 N88-19893

The European Space Agency's role in life sciences and research in space p 181 N88-19894

Life sciences in the framework of the ESA microgravity program and future flight opportunities p 181 N88-19895

**European Space Agency, European Space Research and Technology Center, ESTEC, Noordwijk (Netherlands).**

Man-tended options for European space robotics p 217 N88-19538

ESA's facility for research in human physiology in space: Anthrorack p 196 N88-19896

Exobiology and botany facilities for EURECA p 181 N88-19898

Life science technology p 181 N88-19900

Aspects of bioregenerative life support systems p 218 N88-19917

Biorack experiments in Spacelab D-1 and TML-1: Further developments in gravitational biology p 185 N88-19953

Why life science in space? The next step to go beyond p 221 N88-19954

**F****Facultes Univ. Notre-Dame de la Paix, Namur (Belgium).**

Cyropreservation of isolated rat hepatocytes for future use in Spacelab experiments: Preliminary results p 185 N88-19950

**Fokker B.V., Amsterdam (Netherlands).**

The ESA/Fokker service end-effector subsystem. A robotic/man-compatible servicing approach p 214 N88-19502

The Hermes robot arm, its design and verification p 215 N88-19508

**Fraunhofer-Inst. fuer Produktionsanlagen und Konstruktionstechnik, Berlin (West Germany).**

Ground based supervisory and programming system for automatic experiment execution in orbit p 215 N88-19519

**Freie Univ., Berlin (West Germany).**

Vestibular response to caloric stimulation during orbital flight p 198 N88-19939

**G****General Accounting Office, Washington, D. C.**

Nuclear health and safety: Radiation exposures for some cloud-sampling personnel need to be reexamined [PB88-130497] p 200 N88-19965

**Glessen Univ. (West Germany).**

Survival and mutation induction of dehydrated yeast cells after UV exposure p 184 N88-19932

Cellular effects of heavy ions: Experimental results and theoretical approaches p 184 N88-19933

**Glasgow Univ. (Scotland).**

Plant biology in space p 182 N88-19910

**H****Health Effects Research Lab., Research Triangle Park, N. C.**

Effects of breathing air containing contaminants such as CO<sub>2</sub>, CO and hydrocarbons at 1 and 5 atmospheres [PB88-132915] p 196 N88-19084

**Honeywell, Inc., Phoenix, Ariz.**

Dissociation of performance and subjective measures of workload p 205 A88-29401

**Human Engineering Labs., Aberdeen Proving Ground, Md.**

User perceptions of side-arm flight control in rotary-wing aircraft [AD-A188519] p 219 N88-20009

**I****Illinois Univ., Chicago.**

Role of adenosine analogs and growth hormone in waking and sleep [AD-A187897] p 193 N88-19070

**Illinois Univ., Urbana.**

Dissociation of performance and subjective measures of workload p 205 A88-29401

Modeling incorrect responses to multiple-choice items with multilinear formula score theory [AD-A187887] p 208 N88-19090

Visual display representation of multidimensional systems: The effect of information correlation and display integrality [AD-A188655] p 219 N88-20010

**Institut National de la Recherche Agronomique, Thiverval-Grignon (France).**

Closed system physiology: Role of oxygen in the development of wheat p 182 N88-19916

**Institut National de la Sante et de la Recherche Medicale, Le Vesinet (France).**

The suspended Japanese quail as an animal model for experiments related to microgravity p 186 N88-19960

**Institute of Biomedical Problems, Moscow (USSR).**

Lung function in simulated microgravity p 197 N88-19907

Neuro-reflex mechanisms of circulation regulation in simulated microgravity p 183 N88-19923

Physiological reactions upon controlled changes of blood distribution in humans p 198 N88-19924

The influence of space flight on water-salt homeostasis in man and animals p 199 N88-19943

Medilab: A project of a medical laboratory in space p 199 N88-19946

**J****Jet Propulsion Lab., California Inst. of Tech., Pasadena.**

Unconventional food regeneration in space - Opportunities for microbial food production p 211 A88-29137

**Johann-Wolfgang-Goethe-Univ., Frankfurt am Main (West Germany).**

Effects of cosmic heavy ion radiation and space microgravity on plant systems p 184 N88-19936

**Joint Food and Agriculture Organization - International Atomic Energy Agency, Vienna (Austria).**

Food Irradiation Newsletter, Vol. 11, No. 1 [DE88-700808] p 218 N88-20004

**Joint Publications Research Service, Arlington, Va.**

JPRS report: Science and technology. USSR: Life sciences [JPRS-ULS-88-001] p 195 N88-19079

Ballistocardiography in weightlessness research p 195 N88-19080

Central hemodynamics in antihypothetic hypokinesia and immersion models of weightlessness p 195 N88-19081

USSR report: Life sciences. Biomedical and behavioral sciences [JPRS-UBB-87-010] p 180 N88-19889

Changes in hemostasis system of animals under conditions of granulocytopenia inhibition under effect of decreased barometric pressure p 180 N88-19890

Cytomorphology and ultrastructure of corn root meristem in weightlessness p 180 N88-19891

USSR report: Life sciences. Biomedical and behavioral sciences [JPRS-UBB-87-008] p 200 N88-19966

Nitrogen's biological effect on oxygen transport through hematoparenchymal barrier p 200 N88-19967

Desynchronization of heart rate and breathing frequency after transmeridional flight across three time zones p 200 N88-19968

Changes in blood conductivity during immersion p 200 N88-19969

Human factor in engineering work p 218 N88-19970

Effects of whole-body irradiation with low-intensity microwaves on morphological, functional and cytochemical characteristics of leukocytes p 201 N88-19971

Mechanisms of early light and dark adaptations p 201 N88-19972

Status of microcirculation in high-altitude blood loss p 201 N88-19973

Interrelationship of heart rhythm indicators and resistance to hypoxia in Antarctic polar workers p 201 N88-19974

Effects of intense, time-constrained mental effort on hemodynamics and cardiovascular function p 201 N88-19975

Facilitory effects of voluntary movements on vestibulomotor reaction p 202 N88-19976

Human adaptation to various hypercapnic conditions in relation to salivary electrolyte dynamics and renal function p 202 N88-19977

Protection from stress p 202 N88-19978

Individual functional typology of sympathoadrenal system as indicator of physiological status in adverse environments p 202 N88-19979

Risk of hypertension and functional cerebral laterality in oil expedition works in far north p 202 N88-19980

Heat acclimatization under controlled hyperthermia p 202 N88-19981

JPRS report: Science and technology. USSR: Life sciences [JPRS-ULS-88-002] p 203 N88-19982

Measuring functional feasibility of human visual system p 203 N88-19983

Hypnosis: Possible applications for cosmonauts p 209 N88-19984

Training in time interval discrimination using verbal feedback p 209 N88-19985

Efficiency of human workers and means to increase it p 209 N88-19986

**K****Kalil (Michael) Design Studio, New York, N.Y.**

Space station architectural elements model study [REPT-31799] p 217 N88-19885

**Karlsruhe Univ. (West Germany).**

Mobile robot activity model for autonomous free flying platforms p 214 N88-19507

**Karolinska Inst., Stockholm (Sweden).**

Second-generation respiratory monitoring system for microgravity studies in man p 197 N88-19906

**L****Lyon-1 Univ. (France).**

Is ANF implied in the night attenuated renal response to central hypovolemia? p 199 N88-19945

**Lyon-1 Univ., Villeurbanne (France).**

Estimation of body fluid shift by electrical impedance in various postures p 199 N88-19956

**M****Mainz Univ. (West Germany).**

Respiratory parameters aboard an aircraft performing parabolic flights p 196 N88-19902

Survival under space vacuum: Biochemical aspects p 184 N88-19930

A new isodynamically-braked arm ergometer including the demonstration of a prototype p 208 N88-19957

**Marburg Univ. (West Germany).**

Effects of heavy ions on egg-developing systems p 184 N88-19935

Neck receptor stimulation in 0 and 1 g p 198 N88-19938

**Massachusetts Inst. of Tech., Cambridge.**

Visual integration and detection of discontinuities: The key role of intensity edges [AD-A188012] p 194 N88-19076

**Massachusetts Univ., Amherst.**

Two attentional models of classical conditioning: Variations in CS effectiveness revisited [AD-A187697] p 208 N88-19088

**MATRA Espace, Paris-Velizy (France).**

Utilization of robotics and teleoperation for future in-orbit operations p 216 N88-19527

**MATRA Espace, Toulouse (France).**

Promising concepts for ground-to-orbit experiment teleoperation p 215 N88-19518

**McDonnell-Douglas Helicopter Co., Mesa, Ariz.**

Reducing rotary wing aircraft development time/cost through the use of simulation p 219 N88-20186

**Michigan Univ., Ann Arbor.**

Peripheral sensory processing in mammalian gravity receptors - Observations of ciliary tuft configurations p 191 A88-31022

**Milan Univ. (Italy).**

Vestibular integrated function and microgravity p 184 N88-19937

**Molecular Research Inst., Palo Alto, Calif.**

Theoretical investigation of the role of clay edges in prebiotic peptide bond formation. II - Structures and thermodynamics of the activated complex species p 220 A88-31484

**N****National Aeronautics and Space Administration, Washington, D.C.**

Genetic research in space [NASA-TT-20216] p 180 N88-19066

Regulation of calcium metabolism during prolonged antihypothetic hypokinesia [NASA-TT-20219] p 196 N88-19085

**National Aeronautics and Space Administration. Ames Research Center, Moffett Field, Calif.**

Amphibian development in microgravity p 173 A88-29111

## P

- The opportunities for space biology research on the Space Station p 176 A88-29134
- Need, utilization, and configuration of a large, multi-G centrifuge on the Space Station p 211 A88-29140
- Putting the visual system noise back in the picture p 206 A88-29745
- Efficiency of a model human image code p 206 A88-29746
- Summary of Payload Integration Plan (PIP) for Starlab-1 flight experiment, enclosure 3 [NASA-TM-89713] p 207 N88-19086
- Space vehicle approach velocity judgments under simulated visual space conditions [NASA-TM-89437] p 209 N88-19094
- Space Station Human Factors Research Review. Volume 3: Space Station Habitability and Function: Architectural Research [NASA-CP-2426-VOL-3] p 180 N88-19883
- Life sciences research in space: The requirement for animal models p 181 N88-19909
- P-31 Magnetic Resonance Spectroscopy (MRS) of limb muscles during bedrest with exercise countermeasures p 183 N88-19925
- Renal effects of anti-gravity suit inflation in man in relation to cardiovascular and hormonal changes p 186 N88-19959
- Animal research on the Space Station p 186 N88-19964
- National Aeronautics and Space Administration. John F. Kennedy Space Center, Cocoa Beach, Fla.**
- Integration, design, and construction of a CELSS breadboard facility for bioregenerative life support system research p 212 A88-29143
- Leg size and muscle functions associated with leg compliance p 191 A88-30408
- Hemolysis in runners as evidenced by low serum haptoglobin: Implications for preflight monitoring of astronauts [NASA-TM-100304] p 192 N88-19067
- National Aeronautics and Space Administration. Lyndon B. Johnson Space Center, Houston, Tex.**
- Quantification of reaction time and time perception during Space Shuttle operations p 205 A88-29565
- Studies of the vestibulo-ocular reflex on STS 4, 5 and 6 [NASA-TM-100461] p 203 N88-19987
- National Aerospace Lab., Amsterdam (Netherlands).**
- The Hermes manipulation system (HERA) simulation facility development p 216 N88-19524
- Naval Aerospace Medical Research Lab., Pensacola, Fla.**
- Selected aspects of triazolam in relation to aviator performance in naval flight operations [AD-A189322] p 204 N88-19996
- Naval Submarine Medical Research Lab., Groton, Conn.**
- Brightness contrast and character height of five flat panel computer displays [AD-A187743] p 213 N88-19096
- Human efficiency for visual detection of targets on CRT displays using a two-level multiple channel time history format [AD-A188419] p 210 N88-20001
- Fibrous glass aerosols: A literature review [AD-A188420] p 219 N88-20008
- Navy Personnel Research and Development Center, San Diego, Calif.**
- Brain activity during tactical decision-making. Part 2: Probe-evoked potentials and workload [AD-A188688] p 204 N88-19994
- Visual recognition training: Effectiveness of computer graphics [AD-A188302] p 210 N88-19997
- New South Wales Univ., Kensington (Australia).**
- Causes and prevention of occupational Repetition Strain Injuries (RSI) p 195 N88-19083
- Response of coronary blood flow to step changes in plasma protein concentration in the isolated rat heart p 180 N88-19892
- New South Wales Univ., Sydney (Australia).**
- Motor control in man and monkey p 179 N88-19065
- Northeastern Univ., Boston, Mass.**
- Center for the study of rhythmic processes [AD-A188204] p 195 N88-19078
- Northrop Services, Inc., Dayton, Ohio.**
- Toxic effects of man-made mineral fibers with particular reference to ceramic fibers [AD-A187949] p 193 N88-19072

## Pacific Northwest Labs., Richland, Wash.

- An economic analysis of a multi-commodity fruit and vegetable irradiator [DE88-003425] p 214 N88-19098
- Paris VI Univ. (France).**
- Gravimetry in lentil seedling roots grown in space (Spacelab D-1 mission) p 182 N88-19911
- Purdue Univ., West Lafayette, Ind.**
- Electromagnetic metrics of mental workload [AD-A188205] p 209 N88-19093

## R

## Rochester Univ., N. Y.

- Direct interaction between autonomic nerves and the immune system [AD-A188576] p 204 N88-19991

## S

## Saint-Etienne Univ. (France).

- Does 7-day hindquarters unloading simulate 7 days of weightlessness exposure in rat trabecular bone? p 183 N88-19928

## Santa Clara Univ., Calif.

- Theoretical investigation of the role of clay edges in prebiotic peptide bond formation. II - Structures and thermodynamics of the activated complex species p 220 A88-31484

## School of Aerospace Medicine, Brooks AFB, Tex.

- Laser flash effects on chromatic discrimination in monkeys [AD-A187703] p 179 N88-19061

## Science Applications International Corp., McLean, Va.

- Critical phenomena and electromagnetic effects in biological membranes [AD-A188156] p 179 N88-19064

## Smith-Kettlewell Inst. of Visual Sciences, San Francisco, Calif.

- Visual evoked potentials [AD-A187942] p 193 N88-19071

## South African Association of Physicists in Medicine and Biology, Pretoria.

- South African Association of Physicists in Medicine and Biology: 26th Annual Congress [DE88-700824] p 195 N88-19082

## Southern California Inst. of Architecture, Santa Monica.

- Space station group activities habitability module study: A synopsis p 217 N88-19886

## Stirling Univ. (Scotland).

- The rate of adaptation to altered g in the human centrifuge: Implications for simulations of mass-discrimination in space flight p 198 N88-19941

## Systems Research Labs., Inc., Dayton, Ohio.

- Quantification of reaction time and time perception during Space Shuttle operations p 205 A88-29565

## T

## Taylor and Associates, Inc., Wrightwood, Calif.

- Space station architectural elements model study. Space station human factors research review p 217 N88-19884

## Technische Hochschule, Darmstadt (West Germany).

- On a knowledge based assisted system for highly autonomous control of experiment-manipulators in the Man-Tended Free Flyer p 214 N88-19505

- A knowledge-based approach for sensory-controlled assembly operations p 214 N88-19506

- Remote manipulation in orbital construction, servicing and repair missions: Is one arm enough? A comparative evaluation of the performance features of robots with one or more arms p 215 N88-19509

## Technische Univ., Graz (Austria).

- Liquid ventilation: New data and possible use in space medicine p 197 N88-19908

- Fluid volume changes in astronauts: How they fit our understanding of physiology p 197 N88-19919

- Assessment of intercompartment fluid shifts by blood densitometry in astronauts p 200 N88-19958

## Tennessee Univ., Memphis.

- Neurohumoral aspects of sleep [AD-A188653] p 204 N88-19992

## Texas A&amp;M Univ., College Station.

- Regenerative life support system research [NASA-CR-182606] p 218 N88-20006

## Texas Univ., Austin.

- Evolution of E. coli tRNA(Trp) p 178 A88-31483

## Texas Univ. Health Science Center, Houston.

- Psychophysical, biochemical and histological studies of spectrally selective photic damage to primate retina [AD-A188115] p 179 N88-19063

## Tours Univ. (France).

- Cardiovascular adaptation to zero-g during a long term flight (237 days) on board the Salyut 7 Soviet space station (1984) p 197 N88-19920

- Cardiac and peripheral circulation assessment by ultrasound on 3 astronauts during two 7-day space flights (1982 Salyut-7 - 1985 STS 51G) p 197 N88-19921

- Gastric emptying assessment by echography after a stress (rotating chair) p 199 N88-19955

## Trondheim Univ. (Norway).

- A method to detect and digitize small plant movements p 182 N88-19912

- Plant cell cultures in space biology studies p 182 N88-19913

## TRW Space Technology Labs., Redondo Beach, Calif.

- Technology requirements for telerobotic satellite servicing in space p 216 N88-19536

## U

## University Coll., London (England).

- Covariant control of bilateral servos for in-orbit manipulation p 215 N88-19520

## V

## Veterans Administration Hospital, San Francisco, Calif.

- Neuropeptides in experimental head injury [AD-A188067] p 194 N88-19077

## Vrije Universiteit, Amsterdam (Netherlands).

- Disuse condition stimulates bone resorption in organ culture p 183 N88-19926

- An in vitro model system to study the effect of microgravity and loading conditions on the mineralization and resorption of skeletal tissues p 183 N88-19927

## Vrije Universiteit, Brussels (Belgium).

- The respiratory system under weightlessness p 181 N88-19901

## W

## Washington Univ., St. Louis, Mo.

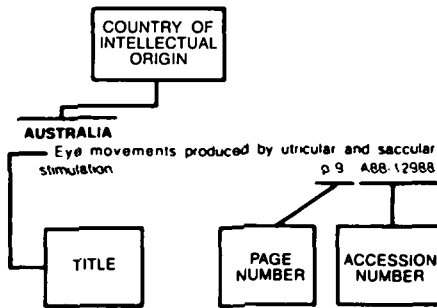
- Unconventional food regeneration in space - Opportunities for microbial food production p 211 A88-29137

# FOREIGN TECHNOLOGY INDEX

AEROSPACE MEDICINE AND BIOLOGY / A Continuing Bibliography (Supplement 312)

July 1988

## Typical Foreign Technology Index Listing



Listings in this index are arranged alphabetically by country of intellectual origin. The title of the document is used to provide a brief description of the subject matter. The page number and the accession number are included in each entry to assist the user in locating the citation in the abstract section. If applicable, a report number is also included as an aid in identifying the document.

## A

### AUSTRALIA

- Quantitative study of morphology of aggregation of red cells in patients' blood and in the reconstituted suspensions p 188 A88-29172
- First haemorrhological experiment on NASA Space Shuttle 'Discovery' STS 51-C - Aggregation of red cells p 189 A88-29173
- Speculations on depletion of the red cell mass in astronauts, and on space sickness p 189 A88-29174
- Motor control in man and monkey p 179 A88-19065
- Causes and prevention of occupational Repetition Strain Injuries (RSI) p 195 A88-19083
- A worked example of an application of the SAINT simulation program [AD-A188198] p 214 A88-19097
- Response of coronary blood flow to step changes in plasma protein concentration in the isolated rat heart p 180 A88-19892

### AUSTRIA

- Solar plant growth facility (SPGF) - An approach toward future biological life support systems p 212 A88-29141
- Liquid ventilation: New data and possible use in space medicine p 197 A88-19908
- Fluid volume changes in astronauts: How they fit our understanding of physiology p 197 A88-19919
- Assessment of intercompartment fluid shifts by blood densitometry in astronauts p 200 A88-19958
- Food Irradiation Newsletter, Vol. 11, No. 1 [DE88-700808] p 218 A88-20004

## B

### BELGIUM

- The respiratory system under weightlessness p 181 A88-19901

- Cryopreservation of isolated rat hepatocytes for future use in Spacelab experiments: Preliminary results p 185 A88-19950

### BULGARIA

- The effect of the procedure of adeturon administration on the extent of radiation-induced damage in mice p 177 A88-30004

## C

### CANADA

- Quantum efficiency for dark-adapted human vision p 206 A88-29743
- Multi-axis control of telemanipulators p 217 A88-19539

### CHINA, PEOPLE'S REPUBLIC OF

- The degeneracy rule of genetic code p 178 A88-31480

## D

### DENMARK

- Physiological and medical measurements in space - The ESA Anthorack p 187 A88-29108
- The use of plant protoplasts in biotechnological space research p 182 A88-19914

## F

### FRANCE

- Promising concepts for ground-to-orbit experiment teleoperation p 215 A88-19518
- Utilization of robotics and teleoperation for future in-orbit operations p 216 A88-19527
- Proceedings of the 3rd European Symposium on Life Sciences Research in Space [ESA-SP-271] p 181 A88-19893
- The European Space Agency's role in life sciences and research in space p 181 A88-19894
- Life sciences in the framework of the ESA microgravity program and future flight opportunities p 181 A88-19895
- Gravimetry in lentil seedling roots grown in space (Spacelab D-1 mission) p 182 A88-19911
- Ecological algal system in microgravity conditions: Preliminary results p 182 A88-19915
- Closed system physiology: Role of oxygen in the development of wheat p 182 A88-19916
- Cardiovascular adaptation to zero-g during a long term flight (237 days) on board the Salyut 7 Soviet space station (1984) p 197 A88-19920
- Cardiac and peripheral circulation assessment by ultrasound on 3 astronauts during two 7-day space flights (1982 Salyut-7 - 1985 STS 51G) p 197 A88-19921
- Does 7-day hindquarters unloading simulate 7 days of weightlessness exposure in rat trabecular bone? p 183 A88-19928
- Effects of anti-g suit inflation on renin and aldosterone response physical exercise p 199 A88-19944
- Is ANF implied in the night attenuated renal response to central hypervolemia? p 199 A88-19945
- Antibiotic activity in space, results and hypothesis p 185 A88-19952
- Gastric emptying assessment by echography after a stress (rotating chair) p 199 A88-19955
- Estimation of body fluid shift by electrical impedance in various postures p 199 A88-19956
- The suspended Japanese quail as an animal model for experiments related to microgravity p 186 A88-19960
- Some reflections on the standardization of bed-rest procedures for weightlessness simulation (cardiovascular and endocrine aspects) p 200 A88-19961

## G

### GERMANY, FEDERAL REPUBLIC OF

- The space life sciences research and application in Europe p 173 A88-29106

- Orbital weightlessness as a new tool for vestibular research - Experiments in two Spacelab missions including experiments on caloric nystagmus p 187 A88-29110
- Partial load of the cardiocirculatory system in weightlessness p 187 A88-29115
- The low pressure part of the circulation under micro-G p 188 A88-29116

- On a knowledge based assisted system for highly autonomous control of experiment-manipulators in the Man-Tended Free Flyer p 214 A88-19505
- A knowledge-based approach for sensory-controlled assembly operations p 214 A88-19506
- Mobile robot activity model for autonomous free flying platforms p 214 A88-19507

- Remote manipulation in orbital construction, servicing and repair missions: Is one arm enough? A comparative evaluation of the performance features of robots with one or more arms p 215 A88-19509
- Ground based supervisory and programming system for automatic experiment execution in orbit p 215 A88-19519
- Teleoperation for a Spacelab technology experiment p 215 A88-19521

- ROTEX: The Robotic Technology Experiment on Spacelab D-2 mission p 216 A88-19530
- BIOTEX, a project for biotechnological basic experiments under microgravity p 181 A88-19899
- Respiratory parameters aboard an aircraft performing parabolic flights p 196 A88-19902
- Influence of a 6 hr head-out water immersion on different tests of endurance performance capacity p 196 A88-19903

- The effect of orthostatic changes in central blood volume on the heart rate response to graded Valsalva maneuvers p 196 A88-19904
- How does Physarum polycephalum perceive and use gravity? p 183 A88-19918
- Load and control of the cardiocirculatory system in weightlessness p 198 A88-19922
- European activities in exobiological research in space p 221 A88-19929
- Survival under space vacuum: Biochemical aspects p 184 A88-19930

- Ultraviolet (180 to 300 nm) action spectra for inactivation and DNA photoproduct formation of *Bacillus subtilis* spores under ultrahigh vacuum p 184 A88-19931
- Survival and mutation induction of dehydrated yeast cells after UV exposure p 184 A88-19932
- Cellular effects of heavy ions: Experimental results and theoretical approaches p 184 A88-19933

- Radiation problems in manned space flight with a view to the Space Station p 218 A88-19934
- Effects of heavy ions on egg-developing systems p 184 A88-19935
- Effects of cosmic heavy ion radiation and space microgravity on plant systems p 184 A88-19936
- Neck receptor stimulation in 0 and 1 g p 198 A88-19938

- Vestibular response to caloric stimulation during orbital flight p 198 A88-19939
- Synopsis of the Spacelab D-1 frog statolith experiment STATEX p 185 A88-19940
- Implications of shiftwork in space for human physiology experiments p 198 A88-19942
- Experiments concerning gravimetry of protozoa p 185 A88-19949

- A new isodynamically-braked arm ergometer including the demonstration of a prototype p 200 A88-19957
- Application of ARIADNE: A data bank-based information system for human physiology research p 186 A88-19962
- Fish as a tool for testing fitness in space p 186 A88-19963

- Archaeobacterial class I and class II aldolases from extreme halophiles p 178 A88-31479

- Archaeobacterial class I and class II aldolases from extreme halophiles p 178 A88-31479

- Archaeobacterial class I and class II aldolases from extreme halophiles p 178 A88-31479

- Archaeobacterial class I and class II aldolases from extreme halophiles p 178 A88-31479

- Archaeobacterial class I and class II aldolases from extreme halophiles p 178 A88-31479

- Archaeobacterial class I and class II aldolases from extreme halophiles p 178 A88-31479

- Archaeobacterial class I and class II aldolases from extreme halophiles p 178 A88-31479

- Archaeobacterial class I and class II aldolases from extreme halophiles p 178 A88-31479

FOREIGN

## ISRAEL

## ISRAEL

- Air accidents, pilot experience, and disease-related inflight sudden incapacitation p 190 A88-29574

## ITALY

- Breath-by-breath measurement of alveolar gas exchange p 197 A88-19905  
Vestibular integrated function and microgravity p 184 A88-19937

## J

## JAPAN

- Biological sciences in space 1986; Proceedings of the 1986 International Symposium, Nagoya, Japan, Nov. 10-12, 1986 p 173 A88-29103  
Space life sciences in Japan p 173 A88-29107  
Biological effects of radiation during space flight p 173 A88-29109  
Effects of hyper-gravity on the hemostatic activity of hamster p 174 A88-29112  
Changes in the cardiac system of beta(1)-blocked hamsters under hyper-gravity p 174 A88-29113  
Sympathetic nervous responses in man to weightlessness simulated by head-out water immersion p 187 A88-29114  
Control of body fluid metabolism under unusual environments p 188 A88-29117  
Human circadian rhythms in a time-cueless environment - Effects of bright light p 188 A88-29118  
Effects of head-down tilt suspension on mass and enzymatic profiles in various types of muscles p 174 A88-29119  
Vasoconstriction in the hand heated locally - A mechanism for reducing heat transportation into the body from hot contact objects p 188 A88-29120  
Applications of a mass spectrometer-computer system to the study of gravitational effects on respiration, circulation and metabolism p 188 A88-29121  
Behavior and brain activity of carp during parabolic-flight low gravity p 174 A88-29122  
Postural control of fish during parabolic aircraft flight p 174 A88-29123  
Role of histamine in motion sickness and space motion sickness p 174 A88-29124  
The effect of centrifugal force on the gain and phase of the canal-ocular reflex in rabbit p 175 A88-29126  
Functional organization of the cat utricle studied with the vestibuloocular reflex induced by electrical stimulation p 175 A88-29127  
Biophysical and biochemical mechanisms for long-term adaptive modifications of a molluscan visual-vestibular network p 175 A88-29128  
DNA damage and mutation induced by a health lamp-light (UVB) in *Escherichia coli* p 175 A88-29130  
Fertilization systems in plant culture p 211 A88-29132  
Azolla and other small vascular floating plants as a functioning agent of nitrogen fixation in CELSS p 211 A88-29135  
The feasibility of *Chlorella* as the exchanger of CO<sub>2</sub> for O<sub>2</sub> and the food resources in the Space Station p 211 A88-29136  
Effect of gravity on the morphogenesis of organisms - The case of a cellular slime mold, *Dictyostelium discoideum* p 176 A88-29138  
Effects of hypergravity on cultured mammalian cells p 176 A88-29139  
A systematic approach for CELSS research in Japan p 212 A88-29142  
A concept study of a regenerable gas recycling system p 212 A88-29144  
A preliminary experimental study on the gas recycling system for CELSS p 212 A88-29145  
A mass spectrometric study on gas circulation in CELSS p 212 A88-29146  
The development of an improved research animal holding facility - Trace contaminants/odors experiments with a functional model p 212 A88-29147  
The inactivation of microorganisms by different heavy ions p 176 A88-29148

## M

## MEXICO

- On the origin of life event p 221 A88-31487

## N

## NETHERLANDS

- The ESA/Fokker service end-effector subsystem. A robotic/man-compatible servicing approach p 214 A88-19502  
The Hermes robot arm, its design and verification p 215 A88-19508

- The Hermes manipulation system (HERA) simulation facility development p 216 A88-19524  
Man-tended options for European space robotics p 217 A88-19538

- ESA's facility for research in human physiology in space: Anthorack p 196 A88-19896  
Exobiology and botany facilities for EURECA p 181 A88-19898  
Life science technology p 181 A88-19900  
Aspects of bioregenerative life support systems p 218 A88-19917

- Disuse condition stimulates bone resorption in organ culture p 183 A88-19926  
An in vitro model system to study the effect of microgravity and loading conditions on the mineralization and resorption of skeletal tissues p 183 A88-19927  
Biorack experiments in Spacelab D-1 and TML-1: Further developments in gravitational biology p 185 A88-19953

- Why life science in space? The next step to go beyond p 221 A88-19954

## NORWAY

- A method to detect and digitize small plant movements p 182 A88-19912  
Plant cell cultures in space biology studies p 182 A88-19913

## S

## SOUTH AFRICA, REPUBLIC OF

- South African Association of Physicists in Medicine and Biology: 26th Annual Congress [DE88-700824] p 195 A88-19082

## SWEDEN

- Second-generation respiratory monitoring system for microgravity studies in man p 197 A88-19906

## SWITZERLAND

- Cell cultures in space - From basic research to biotechnology p 176 A88-29131  
Cell cultures in space: From basic research to biotechnology 2 p 185 A88-19948

## U

## U.S.S.R.

- Man in space: 25 years of manned space flights in the Soviet Union - Biomedical aspects p 187 A88-29105  
Effect of reflexotherapy on the functional status of the visual analyzer of operators p 190 A88-29888  
The status of the cerebral hemodynamics of pilots undergoing orthostatic tests p 190 A88-29889  
Functional and morphological characteristics of cardiovascular disorders during prolonged hyperthermia p 177 A88-30001  
Permeability of the hematoparenchymatous oxygen barrier under variable partial oxygen pressure in inhaled air p 177 A88-30002  
The state of the respiratory chain components of hepatocytes under the combined effects of hyperoxybaria and the beta-adrenoblocking agent oxidan p 177 A88-30003  
On the mechanism of the antimutagenic effect of dibutyl p 177 A88-30005  
Changes in the activity and the conditioned reflexes of albino rats during and after chronic irradiation with microwaves p 177 A88-30006  
Precapillary and postcapillary resistance and transcapillary fluid exchange in the intestine under the effects of hypoxic and hypothermic stimuli on the organism p 178 A88-32014  
The effect of adaptation to cold on the energy-dependent ion transport in the skeletal muscle fibers of rats p 179 A88-32015  
Reactions of the cardiovascular system to static load in athletes and in untrained subjects p 191 A88-32016  
Physiological reserves of the body p 192 A88-32048  
Assessment of work capacity in operators by using statistical characteristics of a simple visual-motor reaction p 207 A88-32049  
The importance of the spine X-ray in the practice of aviation medicine p 192 A88-32050  
The characteristics of the vestibular-apparatus statokinetic function and of gastric motor activity in children with functional digestive disorders p 192 A88-32133  
Individual and typological characteristics of auditory response to an acoustic stimulus as determined from mean evoked potentials in the cortex of healthy subjects p 207 A88-32134  
Changes in blood circulation after two-percent water load p 192 A88-32135

## FOREIGN TECHNOLOGY INDEX

- Effect of acute hypoxic hypoxia on the immune system, homeostasis, and the acid-base status of blood p 192 A88-32136  
Altered states of consciousness in healthy humans (The definition of the issues and the prospects of studies) p 207 A88-32137  
Physiological aspects of regulating intrashift breaks as means of optimizing the intensity of work p 207 A88-32138  
The activation dynamics of cardiovascular centers during variations in geomagnetic field disturbance p 207 A88-32139  
Genetic research in space [NASA-TT-20216] p 180 A88-19066  
JPRS report: Science and technology. USSR: Life sciences [JPRS-ULS-88-001] p 195 A88-19079  
Ballistocardiography in weightlessness research p 195 A88-19080  
Central hemodynamics in antiorthostatic hypokinesia and immersion models of weightlessness p 195 A88-19081  
Regulation of calcium metabolism during prolonged antiorthostatic hypokinesia [NASA-TT-20219] p 196 A88-19085  
USSR report: Life sciences. Biomedical and behavioral sciences [JPRS-UBB-87-010] p 180 A88-19889  
Changes in hemostasis system of animals under conditions of granulocytopenia inhibition under effect of decreased barometric pressure p 180 A88-19890  
Cytomorphology and ultrastructure of corn root meristem in weightlessness p 180 A88-19891  
Lung function in simulated microgravity p 197 A88-19907  
Neuro-reflex mechanisms of circulation regulation in simulated microgravity p 183 A88-19923  
Physiological reactions upon controlled changes of blood distribution in humans p 198 A88-19924  
The influence of space flight on water-salt homeostasis in man and animals p 199 A88-19943  
Medlab: A project of a medical laboratory in space p 199 A88-19946  
Organs and tissues regeneration in amphibia under the space flight conditions p 185 A88-19951  
USSR report: Life sciences. Biomedical and behavioral sciences [JPRS-UBB-87-008] p 200 A88-19966  
Nitrogen's biological effect on oxygen transport through hematoparenchymal barrier p 200 A88-19967  
Desynchronization of heart rate and breathing frequency after transmeridional flight across three time zones p 200 A88-19968  
Changes in blood conductivity during immersion p 200 A88-19969  
Human factor in engineering work p 218 A88-19970  
Effects of whole-body irradiation with low-intensity microwaves on morphological, functional and cytochemical characteristics of leukocytes p 201 A88-19971  
Mechanisms of early light and dark adaptations p 201 A88-19972  
Status of microcirculation in high-altitude blood loss p 201 A88-19973  
Interrelationship of heart rhythm indicators and resistance to hypoxia in Antarctic polar workers p 201 A88-19974  
Effects of intense, time-constrained mental effort on hemodynamics and cardiovascular function p 201 A88-19975  
Facility effects of voluntary movements on vestibulomotor reaction p 202 A88-19976  
Human adaptation to various hypercapnic conditions in relation to salivary electrolyte dynamics and renal function p 202 A88-19977  
Protection from stress p 202 A88-19978  
Individual functional typology of sympathoadrenal system as indicator of physiological status in adverse environments p 202 A88-19979  
Risk of hypertension and functional cerebral laterality in oil expedition works in far north p 202 A88-19980  
Heat acclimatization under controlled hyperthermia p 202 A88-19981  
JPRS report: Science and technology. USSR: Life sciences [JPRS-ULS-88-002] p 203 A88-19982  
Measuring functional feasibility of human visual system p 203 A88-19983  
Hypnosis: Possible applications for cosmonauts p 209 A88-19984  
Training in time interval discrimination using verbal feedback p 209 A88-19985  
Efficiency of human workers and means to increase it p 209 A88-19986

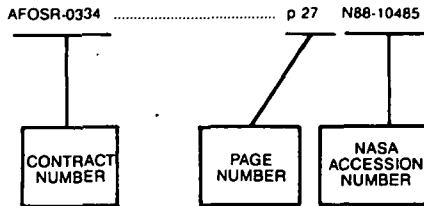
## UNITED KINGDOM

The effect of altitude on tests of reaction time and alertness p 205 A88-29569  
Human contrast discrimination and the threshold of cortical neurons p 206 A88-29744  
Workload management in military cockpits - Present insights p 213 A88-32677  
Covariant control of bilateral servos for in-orbit manipulation p 215 N88-19520  
EVA, the technological challenge p 216 N88-19535  
A teleoperated manipulator system concept for unmanned platforms p 216 N88-19537  
Computer aided tactics for air combat p 217 N88-19559  
Plant biology in space p 182 N88-19910  
The rate of adaptation to altered g in the human centrifuge: Implications for simulations of mass-discrimination in space flight p 198 N88-19941



# CONTRACT NUMBER INDEX

## Typical Contract Number Index Listing



Listings in this index are arranged alpha-numerically by contract number. Under each contract number, the accession numbers denoting documents that have been produced as a result of research done under the contract are arranged in ascending order with the AIAA accession numbers appearing first. The accession number denotes the number by which the citation is identified in the abstract section. Preceding the accession number is the page number on which the citation may be found.

NIH-NS-10940	p 175	A88-29125
NIH-RR-01861	p 206	A88-30853
NIH-1-R03-EY-05846-01	p 205	A88-29399
NSF CHE-85-05926	p 220	A88-30740
NSF CHE-85-06377	p 220	A88-31485
NSF PCM-83-16275	p 178	A88-31478
N00014-83-C-0008	p 179	N88-19064
N00014-83-K-0397	p 208	N88-19090
N00014-84-K-0488	p 204	N88-19991
N00014-85-C-0079	p 208	N88-19087
N00014-85-K-0124	p 194	N88-19076
N00014-85-K-0773	p 204	N88-19992
N00014-86-K-0482	p 208	N88-19090
PHS-AM-20378	p 189	A88-29563
PROJ. RRO-4108	p 204	N88-19992
PROJ. RRO-4108	p 179	N88-19064
	p 204	N88-19991
PROJ. RRO-4204	p 208	N88-19090
SNSF-3.382-0.82	p 185	N88-19948
SNSF-3.383-0.82	p 197	N88-19905
SNSF-3.382-0.82	p 176	A88-29131
UKMRC-7900/491	p 206	A88-29744
UKMRC-7907/242	p 206	A88-29744
ZWO-MG-004	p 183	N88-19927
073-36-00-00-72	p 203	N88-19987
482-52-00	p 180	N88-19883
482-52-21	p 209	N88-19094
506-57-00	p 180	N88-19883

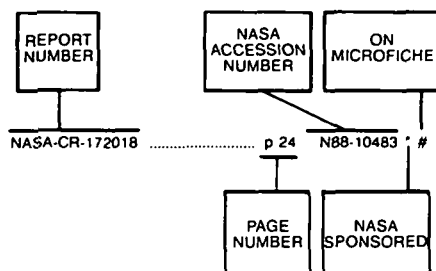
AF AFOSR-0182-86	p 208	N88-19088
AF-AFOSR-0271-86	p 193	N88-19068
AF-AFOSR-0313-85	p 209	N88-19093
AF-AFOSR-0320-83	p 193	N88-19071
AF-AFOSR-0349-85	p 193	N88-19070
AF-AFOSR-85-0296	p 206	A88-29744
ARPA ORDER 3414	p 208	N88-19087
BMFT-01-Q-174/3	p 184	N88-19930
BMFT-01-QV-223-9	p 187	A88-29110
	p 196	N88-19902
BMFT-513-4001-01-QV-263-1	p 188	A88-29116
BMFT-513-4001-01-QV-327-0	p 188	A88-29116
CNES-87-1242	p 199	N88-19945
DA PROJ. 2Q1-61102-B-74-F	p 209	N88-19092
DA PROJ. 201-61102-B-74-F	p 219	N88-20010
DA PROJ. 3M1-61102-B-10	p 179	N88-19063
DA PROJ. 3S1-62772-A-874	p 194	N88-19077
DAMD17-83-C-3003	p 179	N88-19063
DE-AC06-76RL-01830	p 214	N88-19098
DRET-87-086	p 199	N88-19945
FRSM-3-4521-87	p 181	N88-19901
F30602-81-C-0206	p 205	A88-29400
F33615-84-C-0066	p 208	N88-19089
	p 210	N88-20000
F33615-85-C-0532	p 193	N88-19072
F49620-84-K-0008	p 210	N88-19998
F49620-87-C-0013	p 195	N88-19078
MDA903-83-K-0255	p 205	A88-29400
	p 219	N88-20010
MDA903-86-C-0142	p 209	N88-19092
MOESC-60570059	p 175	A88-29127
NAG2-289	p 175	A88-29125
NAG2-308	p 205	A88-29401
NAG2-325	p 191	A88-31022
NAG8-546	p 218	N88-20005
NAG9-253	p 218	N88-20006
NASA ORDER A-21776	p 217	N88-19885
NASW-4307	p 180	N88-19066
	p 196	N88-19085
NAS10-10285	p 192	N88-19067
NAS2-10535	p 191	A88-31022
NAS8-35031	p 216	N88-19536
NAS9-16037	p 181	N88-19901
NCA2-5	p 206	A88-29747
NCC2-115	p 207	N88-19086
NCC2-86	p 220	A88-31484
NGR-01-010-001	p 178	A88-31483
NIH-AG-04491	p 191	A88-30409
NIH-HL-01316	p 191	A88-30409
NIH-HL-25830	p 191	A88-30407
NIH-HL-26330	p 181	N88-19901

# REPORT NUMBER INDEX

AEROSPACE MEDICINE AND BIOLOGY / A Continuing Bibliography (Supplement 312)

July 1988

## Typical Report Number Index Listing



Listings in this index are arranged alpha-numerically by report number. The page number indicates the page on which the citation is located. The accession number denotes the number by which the citation is identified. An asterisk (\*) indicates that the item is a NASA report. A pound sign (#) indicates that the item is available on microfiche.

A-86263-VOL-3	p 180	N88-19883	*	#
A-87136	p 209	N88-19094	*	#
AAMRL-TR-87-035	p 213	N88-19095		#
AAMRL-TR-87-045	p 193	N88-19072		#
AD-A187245	p 193	N88-19068		#
AD-A187355	p 208	N88-19087		#
AD-A187531	p 213	N88-19095		#
AD-A187697	p 208	N88-19088		#
AD-A187703	p 179	N88-19061		#
AD-A187715	p 208	N88-19089		#
AD-A187732	p 193	N88-19069		#
AD-A187743	p 213	N88-19096		#
AD-A187887	p 208	N88-19090		#
AD-A187897	p 193	N88-19070		#
AD-A187942	p 193	N88-19071		#
AD-A187949	p 193	N88-19072		#
AD-A187977	p 208	N88-19091		#
AD-A188008	p 194	N88-19073		#
AD-A188009	p 179	N88-19062		#
AD-A188010	p 194	N88-19074		#
AD-A188011	p 194	N88-19075		#
AD-A188012	p 194	N88-19076		#
AD-A188067	p 194	N88-19077		#
AD-A188115	p 179	N88-19063		#
AD-A188156	p 179	N88-19064		#
AD-A188198	p 214	N88-19097		#
AD-A188203	p 209	N88-19092		#
AD-A188204	p 195	N88-19078		#
AD-A188205	p 209	N88-19093		#
AD-A188302	p 210	N88-19997		#
AD-A188323	p 210	N88-19998		#
AD-A188335	p 203	N88-19988		#
AD-A188340	p 203	N88-19989		#
AD-A188358	p 203	N88-19990		#
AD-A188370	p 218	N88-20007		#
AD-A188378	p 210	N88-19999		#
AD-A188418	p 210	N88-20000		#
AD-A188419	p 210	N88-20001		#
AD-A188420	p 219	N88-20008		#
AD-A188519	p 219	N88-20009		#
AD-A188576	p 204	N88-19991		#
AD-A188636	p 211	N88-20002		#
AD-A188653	p 204	N88-19992		#
AD-A188655	p 219	N88-20010		#
AD-A188681	p 204	N88-19993		#
AD-A188688	p 204	N88-19994		#
AD-A188821	p 204	N88-19995		#
AD-A188888	p 211	N88-20003		#
AD-A189322	p 204	N88-19996		#
AFHRL-TP-87-36	p 211	N88-20003		#
AFHRL-TR-87-21	p 210	N88-20000		#

AFHRL-TR-87-26	p 208	N88-19089		#
AFIT/CI/NR-87-138D	p 208	N88-19091		#
AFIT/GE/ENG/87D-20	p 204	N88-19995		#
AFOSR-87-1565TR	p 193	N88-19068		#
AFOSR-87-1593TR	p 210	N88-19998		#
AFOSR-87-1657TR	p 195	N88-19078		#
AFOSR-87-1663TR	p 209	N88-19093		#
AFOSR-87-1681TR	p 208	N88-19088		#
AFOSR-87-1687TR	p 193	N88-19070		#
AFOSR-87-1831TR	p 193	N88-19071		#
AFWAL-TR-87-1139	p 210	N88-19999		#
AI-M-970	p 194	N88-19076		#
ARI-RN-87-43	p 209	N88-19092		#
ARI-RN-87-73	p 211	N88-20002		#
ARI-RN-87-80	p 219	N88-20010		#
ARL-SYS-TM-93	p 214	N88-19097		#
B-222195	p 200	N88-19965		#
BBN-6636	p 208	N88-19087		#
COINS-TR-87-29	p 208	N88-19088		#
CONF-8603229	p 195	N88-19082		#
CONF-870822-8	p 214	N88-19098		#
DE88-003425	p 214	N88-19098		#
DE88-700808	p 218	N88-20004		#
DE88-700824	p 195	N88-19082		#
DODA-AR-004-554	p 214	N88-19097		#
EPA-600/D-87/348	p 196	N88-19084		#
ESA-SP-271	p 181	N88-19893		#
ETN-88-91970	p 181	N88-19893		#
GAO/RCED-87-134	p 200	N88-19965		#
HEL-TN-7-87	p 219	N88-20009		#
INIS-MF-11059-VOL-11-NO-1	p 218	N88-20004		#
INIS-MF-11084	p 195	N88-19082		#
ISSN-0379-6566	p 181	N88-19893		#
JPRS-UBB-87-008	p 200	N88-19966		#
JPRS-UBB-87-010	p 180	N88-19889		#
JPRS-ULS-88-001	p 195	N88-19079		#
JPRS-ULS-88-002	p 203	N88-19982		#
MEASUREMENT SER-87-1	p 208	N88-19090		#
NAMRL-TM-87-1	p 204	N88-19996		#
NAS 1.15:100304	p 192	N88-19067	*	#
NAS 1.15:100461	p 203	N88-19987	*	#
NAS 1.15:89437	p 209	N88-19094	*	#
NAS 1.15:89713	p 207	N88-19086	*	#
NAS 1.26:182602	p 218	N88-20005	*	#
NAS 1.26:182606	p 218	N88-20006	*	#
NAS 1.55:2426-VOL-3	p 180	N88-19883	*	#
NAS 1.77:20216	p 180	N88-19066	*	#
NAS 1.77:20219	p 196	N88-19085	*	#
NASA-CP-2426-VOL-3	p 180	N88-19883	*	#
NASA-CR-182602	p 218	N88-20005	*	#
NASA-CR-182606	p 218	N88-20006	*	#
NASA-TM-100304	p 192	N88-19067	*	#
NASA-TM-100461	p 203	N88-19987	*	#
NASA-TM-89437	p 209	N88-19094	*	#
NASA-TM-89713	p 207	N88-19086	*	#
NASA-TT-20216	p 180	N88-19066	*	#
NASA-TT-20219	p 196	N88-19085	*	#
NMRI-87-40	p 193	N88-19072		#
NPRDC-TN-88-12-PT-2	p 204	N88-19994		#
NPRDC-TR-87-21	p 210	N88-19997		#
NSMRL-MR-87-5	p 213	N88-19096		#
NSMRL-SR-87-2	p 219	N88-20008		#
NSMRL-1101	p 210	N88-20001		#
PB88-130497	p 200	N88-19965		#
PB88-132915	p 196	N88-19084		#
PNL-SA-15112	p 214	N88-19098		#
REPT-31799	p 217	N88-19885	*	#
S-573	p 203	N88-19987	*	#
SAIC-87/1167	p 179	N88-19064		#
SRC-4-5873-2	p 218	N88-20006	*	#
USAFSAM-TR-87-17	p 179	N88-19061		#
USARIEM-M-3-88	p 203	N88-19989		#
USARIEM-M-67-87	p 203	N88-19988		#
USARIEM-M59-87	p 204	N88-19993		#
USARIEM-T-32/87	p 193	N88-19069		#

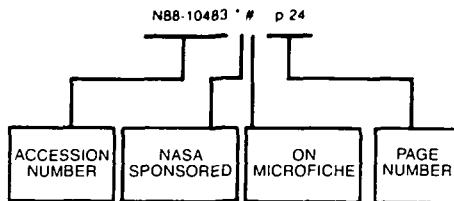
REPORT

# ACCESSION NUMBER INDEX

AEROSPACE MEDICINE AND BIOLOGY / A Continuing Bibliography (Supplement 312)

July 1988

## Typical Accession Number Index Listing



Listings in this index are arranged alpha-numerically by accession number. The page number listed to the right indicates the page on which the citation is located. An asterisk (\*) indicates that the item is a NASA report. A pound sign (#) indicates that the item is available on microfiche.

A88-29103	p 173	A88-29564	p 213
A88-29104	p 187	A88-29565 *	p 205
A88-29105	p 187	A88-29566	p 189
A88-29106	p 173	A88-29567	p 189
A88-29107	p 173	A88-29568	p 190
A88-29108	p 187	A88-29569	p 205
A88-29109	p 173	A88-29570	p 190
A88-29110	p 187	A88-29571	p 190
A88-29111 *	p 173	A88-29572	p 190
A88-29112	p 174	A88-29573	p 205
A88-29113	p 174	A88-29574	p 190
A88-29114	p 187	A88-29743	p 206
A88-29115	p 187	A88-29744	p 206
A88-29116	p 188	A88-29745 *	p 206
A88-29117	p 188	A88-29746 *	p 206
A88-29118	p 188	A88-29747 *	p 206
A88-29119	p 174	A88-29888	p 190
A88-29120	p 188	A88-29889	p 190
A88-29121	p 188	A88-30001	p 177
A88-29122	p 174	A88-30002	p 177
A88-29123	p 174	A88-30003	p 177
A88-29124	p 174	A88-30004	p 177
A88-29125 *	p 175	A88-30005	p 177
A88-29126	p 175	A88-30006	p 177
A88-29127	p 175	A88-30406	p 178
A88-29128	p 175	A88-30407	p 191
A88-29129	p 175	A88-30408 *	p 191
A88-29130	p 175	A88-30409	p 191
A88-29131	p 176	A88-30410	p 191
A88-29132	p 211	A88-30586	p 213
A88-29133	p 176	A88-30740	p 220
A88-29134 *	p 176	A88-30748	p 213
A88-29135	p 211	A88-30750	p 213
A88-29136	p 211	A88-30853	p 206
A88-29137 *	p 211	A88-31022 *	p 191
A88-29138	p 176	A88-31476	p 220
A88-29139	p 176	A88-31478	p 178
A88-29140 *	p 211	A88-31479	p 178
A88-29141	p 212	A88-31480	p 178
A88-29142	p 212	A88-31481	p 220
A88-29143 *	p 212	A88-31482	p 178
A88-29144	p 212	A88-31483 *	p 178
A88-29145	p 212	A88-31484 *	p 220
A88-29146	p 212	A88-31485	p 220
A88-29147	p 212	A88-31486	p 220
A88-29148	p 176	A88-31487	p 221
A88-29172	p 188	A88-32014	p 178
A88-29173	p 189	A88-32015	p 179
A88-29174	p 189	A88-32016	p 191
A88-29237	p 177	A88-32048	p 192
A88-29399	p 205	A88-32049	p 207
A88-29400	p 205	A88-32050	p 192
A88-29401 *	p 205	A88-32133	p 192
A88-29562	p 189	A88-32134	p 207
A88-29563	p 189	A88-32135	p 192

A88-32136	p 192
A88-32137	p 207
A88-32138	p 207
A88-32139	p 207
A88-32677	p 213
A88-32678	p 213

N88-19061	# p 179
N88-19062	# p 179
N88-19063	# p 179
N88-19064	# p 179
N88-19065	# p 179
N88-19066 *	p 180
N88-19067 *	p 192
N88-19068	# p 193
N88-19069	# p 193
N88-19070	# p 193
N88-19071	# p 193
N88-19072	# p 193
N88-19073	# p 194
N88-19074	# p 194
N88-19075	# p 194
N88-19076	# p 194
N88-19077	# p 194
N88-19078	# p 195
N88-19079	# p 195
N88-19080	# p 195
N88-19081	# p 195
N88-19082	# p 195
N88-19083	# p 195
N88-19084	# p 196
N88-19085 *	p 196
N88-19086 *	p 207
N88-19087	# p 208
N88-19088	# p 208
N88-19089	# p 208
N88-19090	# p 208
N88-19091	# p 208
N88-19092	# p 209
N88-19093	# p 209
N88-19094 *	p 209
N88-19095	# p 213
N88-19096	# p 213
N88-19097	# p 214
N88-19098	# p 214
N88-19099	# p 214
N88-19100	# p 214
N88-19101	# p 214
N88-19102	# p 214
N88-19103	# p 214
N88-19104	# p 214
N88-19105	# p 214
N88-19106	# p 214
N88-19107	# p 214
N88-19108	# p 214
N88-19109	# p 214
N88-19110	# p 214
N88-19111	# p 214
N88-19112	# p 214
N88-19113	# p 214
N88-19114	# p 214
N88-19115	# p 214
N88-19116	# p 214
N88-19117	# p 214
N88-19118	# p 214
N88-19119	# p 214
N88-19120	# p 214
N88-19121	# p 214
N88-19122	# p 214
N88-19123	# p 214
N88-19124	# p 214
N88-19125	# p 214
N88-19126	# p 214
N88-19127	# p 214
N88-19128	# p 214
N88-19129	# p 214
N88-19130	# p 214
N88-19131	# p 214
N88-19132	# p 214
N88-19133	# p 214
N88-19134	# p 214
N88-19135	# p 214
N88-19136	# p 214
N88-19137	# p 214
N88-19138	# p 214
N88-19139	# p 214
N88-19140	# p 214
N88-19141	# p 214
N88-19142	# p 214
N88-19143	# p 214
N88-19144	# p 214
N88-19145	# p 214
N88-19146	# p 214
N88-19147	# p 214
N88-19148	# p 214
N88-19149	# p 214
N88-19150	# p 214
N88-19151	# p 214
N88-19152	# p 214
N88-19153	# p 214
N88-19154	# p 214
N88-19155	# p 214
N88-19156	# p 214
N88-19157	# p 214
N88-19158	# p 214
N88-19159	# p 214
N88-19160	# p 214
N88-19161	# p 214
N88-19162	# p 214
N88-19163	# p 214
N88-19164	# p 214
N88-19165	# p 214
N88-19166	# p 214
N88-19167	# p 214
N88-19168	# p 214
N88-19169	# p 214
N88-19170	# p 214
N88-19171	# p 214
N88-19172	# p 214
N88-19173	# p 214
N88-19174	# p 214
N88-19175	# p 214
N88-19176	# p 214
N88-19177	# p 214
N88-19178	# p 214
N88-19179	# p 214
N88-19180	# p 214
N88-19181	# p 214
N88-19182	# p 214
N88-19183	# p 214
N88-19184	# p 214
N88-19185	# p 214
N88-19186	# p 214
N88-19187	# p 214
N88-19188	# p 214
N88-19189	# p 214
N88-19190	# p 214
N88-19191	# p 214
N88-19192	# p 214
N88-19193	# p 214
N88-19194	# p 214
N88-19195	# p 214
N88-19196	# p 214
N88-19197	# p 214
N88-19198	# p 214
N88-19199	# p 214
N88-19200	# p 214
N88-19201	# p 214
N88-19202	# p 214
N88-19203	# p 214
N88-19204	# p 214
N88-19205	# p 214
N88-19206	# p 214
N88-19207	# p 214
N88-19208	# p 214
N88-19209	# p 214
N88-19210	# p 214
N88-19211	# p 214
N88-19212	# p 214
N88-19213	# p 214
N88-19214	# p 214
N88-19215	# p 214
N88-19216	# p 214
N88-19217	# p 214
N88-19218	# p 214
N88-19219	# p 214
N88-19220	# p 214
N88-19221	# p 214
N88-19222	# p 214
N88-19223	# p 214
N88-19224	# p 214
N88-19225	# p 214
N88-19226	# p 214
N88-19227	# p 214
N88-19228	# p 214
N88-19229	# p 214
N88-19230	# p 214
N88-19231	# p 214
N88-19232	# p 214
N88-19233	# p 214
N88-19234	# p 214
N88-19235	# p 214
N88-19236	# p 214
N88-19237	# p 214
N88-19238	# p 214
N88-19239	# p 214
N88-19240	# p 214
N88-19241	# p 214
N88-19242	# p 214
N88-19243	# p 214
N88-19244	# p 214
N88-19245	# p 214
N88-19246	# p 214
N88-19247	# p 214
N88-19248	# p 214
N88-19249	# p 214
N88-19250	# p 214
N88-19251	# p 214
N88-19252	# p 214
N88-19253	# p 214
N88-19254	# p 214
N88-19255	# p 214
N88-19256	# p 214
N88-19257	# p 214
N88-19258	# p 214
N88-19259	# p 214
N88-19260	# p 214
N88-19261	# p 214
N88-19262	# p 214
N88-19263	# p 214
N88-19264	# p 214
N88-19265	# p 214
N88-19266	# p 214
N88-19267	# p 214
N88-19268	# p 214
N88-19269	# p 214
N88-19270	# p 214
N88-19271	# p 214
N88-19272	# p 214
N88-19273	# p 214
N88-19274	# p 214
N88-19275	# p 214
N88-19276	# p 214
N88-19277	# p 214
N88-19278	# p 214
N88-19279	# p 214
N88-19280	# p 214
N88-19281	# p 214
N88-19282	# p 214
N88-19283	# p 214
N88-19284	# p 214
N88-19285	# p 214
N88-19286	# p 214
N88-19287	# p 214
N88-19288	# p 214
N88-19289	# p 214
N88-19290	# p 214
N88-19291	# p 214
N88-19292	# p 214
N88-19293	# p 214
N88-19294	# p 214
N88-19295	# p 214
N88-19296	# p 214
N88-19297	# p 214
N88-19298	# p 214
N88-19299	# p 214
N88-19300	# p 214
N88-19301	# p 214
N88-19302	# p 214
N88-19303	# p 214
N88-19304	# p 214
N88-19305	# p 214
N88-19306	# p 214
N88-19307	# p 214
N88-19308	# p 214
N88-19309	# p 214
N88-19310	# p 214
N88-19311	# p 214
N88-19312	# p 214
N88-19313	# p 214
N88-19314	# p 214
N88-19315	# p 214
N88-19316	# p 214
N88-19317	# p 214
N88-19318	# p 214
N88-19319	# p 214
N88-19320	# p 214
N88-19321	# p 214
N88-19322	# p 214
N88-19323	# p 214
N88-19324	# p 214
N88-19325	# p 214
N88-19326	# p 214
N88-19327	# p 214
N88-19328	# p 214
N88-19329	# p 214
N88-19330	# p 214
N88-19331	# p 214
N88-19332	# p 214
N88-19333	# p 214
N88-19334	# p 214
N88-19335	# p 214
N88-19336	# p 214
N88-19337	# p 214
N88-19338	# p 214
N88-19339	# p 214
N88-19340	# p 214
N88-19341	# p 214
N88-19342	# p 214
N88-19343	# p 214
N88-19344	# p 214
N88-19345	# p 214
N88-19346	# p 214
N88-19347	# p 214
N88-19348	# p 214
N88-19349	# p 214
N88-19350	# p 214
N88-19351	# p 214
N88-19352	# p 214
N88-19353	# p 214
N88-19354	# p 214
N88-19355	# p 214
N88-19356	# p 214
N88-19357	# p 214
N88-19358	# p 214
N88-19359	# p 214
N88-19360	# p 214
N88-19361	# p 214
N88-19362	# p 214
N88-19363	# p 214
N88-19364	# p 214
N88-19365	# p 214
N88-19366	# p 214
N88-19367	# p 214
N88-19368	# p 214
N88-19369	# p 214
N88-19370	# p 214
N88-19371	# p 214
N88-19372	# p 214
N88-19373	# p 214
N88-19374	# p 214
N88-19375	# p 214
N88-19376	# p 214
N88-19377	# p 214
N88-19378	# p 214
N88-19379	# p 214
N88-19380	# p 214
N88-19381	# p 214

# AVAILABILITY OF CITED PUBLICATIONS

## IAA ENTRIES (A88-10000 Series)

Publications announced in *IAA* are available from the AIAA Technical Information Service as follows: Paper copies of accessions are available at \$10.00 per document (up to 50 pages), additional pages \$0.25 each. Microfiche<sup>(1)</sup> of documents announced in *IAA* are available at the rate of \$4.00 per microfiche on demand. Standing order microfiche are available at the rate of \$1.45 per microfiche for *IAA* source documents and \$1.75 per microfiche for AIAA meeting papers.

Minimum air-mail postage to foreign countries is \$2.50. All foreign orders are shipped on payment of pro-forma invoices.

All inquiries and requests should be addressed to: Technical Information Service, American Institute of Aeronautics and Astronautics, 555 West 57th Street, New York, NY 10019. Please refer to the accession number when requesting publications.

## STAR ENTRIES (N88-10000 Series)

One or more sources from which a document announced in *STAR* is available to the public is ordinarily given on the last line of the citation. The most commonly indicated sources and their acronyms or abbreviations are listed below. If the publication is available from a source other than those listed, the publisher and his address will be displayed on the availability line or in combination with the corporate source line.

Avail: NTIS. Sold by the National Technical Information Service. Prices for hard copy (HC) and microfiche (MF) are indicated by a price code preceded by the letters HC or MF in the *STAR* citation. Current values for the price codes are given in the tables on NTIS PRICE SCHEDULES.

Documents on microfiche are designated by a pound sign (#) following the accession number. The pound sign is used without regard to the source or quality of the microfiche.

Initially distributed microfiche under the NTIS SRIM (Selected Research in Microfiche) is available at greatly reduced unit prices. For this service and for information concerning subscription to NASA printed reports, consult the NTIS Subscription Section, Springfield, Va. 22161.

NOTE ON ORDERING DOCUMENTS: When ordering NASA publications (those followed by the \* symbol), use the N accession number. NASA patent applications (only the specifications are offered) should be ordered by the US-Patent-Appl-SN number. Non-NASA publications (no asterisk) should be ordered by the AD, PB, or other *report number* shown on the last line of the citation, not by the N accession number. It is also advisable to cite the title and other bibliographic identification.

Avail: SOD (or GPO). Sold by the Superintendent of Documents, U.S. Government Printing Office, in hard copy. The current price and order number are given following the availability line. (NTIS will fill microfiche requests, as indicated above, for those documents identified by a # symbol.)

(1) A microfiche is a transparent sheet of film, 105 by 148 mm in size containing as many as 60 to 98 pages of information reduced to micro images (not to exceed 26.1 reduction).

- Avail: BLL (formerly NLL): British Library Lending Division, Boston Spa, Wetherby, Yorkshire, England. Photocopies available from this organization at the price shown. (If none is given, inquiry should be addressed to the BLL.)
- Avail: DOE Depository Libraries. Organizations in U.S. cities and abroad that maintain collections of Department of Energy reports, usually in microfiche form, are listed in *Energy Research Abstracts*. Services available from the DOE and its depositories are described in a booklet, *DOE Technical Information Center - Its Functions and Services* (TID-4660), which may be obtained without charge from the DOE Technical Information Center.
- Avail: ESDU. Pricing information on specific data, computer programs, and details on ESDU topic categories can be obtained from ESDU International Ltd. Requesters in North America should use the Virginia address while all other requesters should use the London address, both of which are on the page titled ADDRESSES OF ORGANIZATIONS.
- Avail: Fachinformationszentrum, Karlsruhe. Sold by the Fachinformationszentrum Energie, Physik, Mathematik GMBH, Eggenstein Leopoldshafen, Federal Republic of Germany, at the price shown in deutschmarks (DM).
- Avail: HMSO. Publications of Her Majesty's Stationery Office are sold in the U.S. by Pendragon House, Inc. (PHI), Redwood City, California. The U.S. price (including a service and mailing charge) is given, or a conversion table may be obtained from PHI.
- Avail: NASA Public Document Rooms. Documents so indicated may be examined at or purchased from the National Aeronautics and Space Administration, Public Documents Room (Room 126), 600 Independence Ave., S.W., Washington, D.C. 20546, or public document rooms located at each of the NASA research centers, the NASA Space Technology Laboratories, and the NASA Pasadena Office at the Jet Propulsion Laboratory.
- Avail: Univ. Microfilms. Documents so indicated are dissertations selected from *Dissertation Abstracts* and are sold by University Microfilms as xerographic copy (HC) and microfilm. All requests should cite the author and the Order Number as they appear in the citation.
- Avail: US Patent and Trademark Office. Sold by Commissioner of Patents and Trademarks, U.S. Patent and Trademark Office, at the standard price of \$1.50 each, postage free. (See discussion of NASA patents and patent applications below.)
- Avail: (US Sales Only). These foreign documents are available to users within the United States from the National Technical Information Service (NTIS). They are available to users outside the United States through the International Nuclear Information Service (INIS) representative in their country, or by applying directly to the issuing organization.
- Avail: USGS. Originals of many reports from the U.S. Geological Survey, which may contain color illustrations, or otherwise may not have the quality of illustrations preserved in the microfiche or facsimile reproduction, may be examined by the public at the libraries of the USGS field offices whose addresses are listed in this Introduction. The libraries may be queried concerning the availability of specific documents and the possible utilization of local copying services, such as color reproduction.
- Avail: Issuing Activity, or Corporate Author, or no indication of availability. Inquiries as to the availability of these documents should be addressed to the organization shown in the citation as the corporate author of the document.

## **PUBLIC COLLECTIONS OF NASA DOCUMENTS**

**DOMESTIC:** NASA and NASA-sponsored documents and a large number of aerospace publications are available to the public for reference purposes at the library maintained by the American Institute of Aeronautics and Astronautics, Technical Information Service, 555 West 57th Street, 12th Floor, New York, New York 10019.

**EUROPEAN:** An extensive collection of NASA and NASA-sponsored publications is maintained by the British Library Lending Division, Boston Spa, Wetherby, Yorkshire, England for public access. The British Library Lending Division also has available many of the non-NASA publications cited in *STAR*. European requesters may purchase facsimile copy or microfiche of NASA and NASA-sponsored documents, those identified by both the symbols # and \* from ESA – Information Retrieval Service European Space Agency, 8-10 rue Mario-Nikis, 75738 CEDEX 15, France.

## **FEDERAL DEPOSITORY LIBRARY PROGRAM**

In order to provide the general public with greater access to U.S. Government publications, Congress established the Federal Depository Library Program under the Government Printing Office (GPO), with 50 regional depositories responsible for permanent retention of material, inter-library loan, and reference services. At least one copy of nearly every NASA and NASA-sponsored publication, either in printed or microfiche format, is received and retained by the 50 regional depositories. A list of the regional GPO libraries, arranged alphabetically by state, appears on the inside back cover. These libraries are *not* sales outlets. A local library can contact a Regional Depository to help locate specific reports, or direct contact may be made by an individual.

## **STANDING ORDER SUBSCRIPTIONS**

NASA SP-7011 and its supplements are available from the National Technical Information Service (NTIS) on standing order subscription as PB 88-912300 at the price of \$9.00 domestic and \$18.00 foreign, and at \$16.50 domestic and \$33.00 foreign for the annual index. Standing order subscriptions do not terminate at the end of a year, as do regular subscriptions, but continue indefinitely unless specifically terminated by the subscriber. Questions on the availability of the predecessor publications, *Aerospace Medicine and Biology* (Volumes I-XI), should be directed to NTIS.

## ADDRESSES OF ORGANIZATIONS

American Institute of Aeronautics and  
Astronautics  
Technical Information Service  
555 West 57th Street, 12th Floor  
New York, New York 10019

British Library Lending Division,  
Boston Spa, Wetherby, Yorkshire,  
England

Commissioner of Patents and  
Trademarks  
U.S. Patent and Trademark Office  
Washington, D.C. 20231

Department of Energy  
Technical Information Center  
P.O. Box 62  
Oak Ridge, Tennessee 37830

ESA-Information Retrieval Service  
ESRIN  
Via Galileo Galilei  
00044 Frascati (Rome) Italy

ESDU International, Ltd.  
1495 Chain Bridge Road  
McLean, Virginia 22101

ESDU International, Ltd.  
251-259 Regent Street  
London, W1R 7AD, England

Fachinformationszentrum Energie, Physik,  
Mathematik GMBH  
7514 Eggenstein Leopoldshafen  
Federal Republic of Germany

Her Majesty's Stationery Office  
P.O. Box 569, S.E. 1  
London, England

NASA Scientific and Technical Information  
Facility  
P.O. Box 8757  
B.W.I. Airport, Maryland 21240

National Aeronautics and Space  
Administration  
Scientific and Technical Information  
Division (NTT-1)  
Washington, D.C. 20546

National Technical Information Service  
5285 Port Royal Road  
Springfield, Virginia 22161

Pendragon House, Inc.  
899 Broadway Avenue  
Redwood City, California 94063

Superintendent of Documents  
U.S. Government Printing Office  
Washington, D.C. 20402

University Microfilms  
A Xerox Company  
300 North Zeeb Road  
Ann Arbor, Michigan 48106

University Microfilms, Ltd.  
Tylers Green  
London, England

U.S. Geological Survey Library  
National Center - MS 950  
12201 Sunrise Valley Drive  
Reston, Virginia 22092

U.S. Geological Survey Library  
2255 North Gemini Drive  
Flagstaff, Arizona 86001

U.S. Geological Survey  
345 Middlefield Road  
Menlo Park, California 94025

U.S. Geological Survey Library  
Box 25046  
Denver Federal Center, MS914  
Denver, Colorado 80225



# NTIS PRICE SCHEDULES

(Effective January 1, 1988)

## Schedule A STANDARD PRICE DOCUMENTS AND MICROFICHE

PRICE CODE	NORTH AMERICAN PRICE	FOREIGN PRICE
A01	\$ 6.95	\$13.90
A02	9.95	19.90
A03	12.95	25.90
A04-A05	14.95	29.90
A06-A09	19.95	39.90
A10-A13	25.95	51.90
A14-A17	32.95	65.90
A18-A21	38.95	77.90
A22-A25	44.95	89.90
A99	.	.
NO1	49.50	89.90
NO2	48.00	80.00

## Schedule E EXCEPTION PRICE DOCUMENTS AND MICROFICHE

PRICE CODE	NORTH AMERICAN PRICE	FOREIGN PRICE
E01	\$ 8.50	17.00
E02	11.00	22.00
E03	12.00	24.00
E04	14.50	29.00
E05	16.50	33.00
E06	19.00	38.00
E07	21.50	43.00
E08	24.00	48.00
E09	26.50	53.00
E10	29.00	58.00
E11	31.50	63.00
E12	34.00	68.00
E13	36.50	73.00
E14	39.50	79.00
E15	43.00	86.00
E16	47.00	94.00
E17	51.00	102.00
E18	55.00	110.00
E19	61.00	122.00
E20	71.00	142.00
E99	.	.

\* Contact NTIS for price quote.

### IMPORTANT NOTICE

NTIS Shipping and Handling Charges

U.S., Canada, Mexico — ADD \$3.00 per TOTAL ORDER

All Other Countries — ADD \$4.00 per TOTAL ORDER

Exceptions — Does NOT apply to:

ORDERS REQUESTING NTIS RUSH HANDLING  
ORDERS FOR SUBSCRIPTION OR STANDING ORDER PRODUCTS ONLY

NOTE: Each additional delivery address on an order  
requires a separate shipping and handling charge.

1. Report No. NASA SP-7011 (312)		2. Government Accession No.		3. Recipient's Catalog No.	
4. Title and Subtitle Aerospace Medicine and Biology A Continuing Bibliography (Supplement 312)				5. Report Date July, 1988	
				6. Performing Organization Code	
7. Author(s)				8. Performing Organization Report No.	
9. Performing Organization Name and Address National Aeronautics and Space Administration Washington, DC 20546				10. Work Unit No.	
				11. Contract or Grant No.	
12. Sponsoring Agency Name and Address				13. Type of Report and Period Covered	
				14. Sponsoring Agency Code	
15. Supplementary Notes					
16. Abstract This bibliography lists 300 reports, articles and other documents introduced into the NASA scientific and technical information system in June, 1988.					
17. Key Words (Suggested by Authors(s)) Aerospace Medicine Bibliographies Biological Effects			18. Distribution Statement Unclassified - Unlimited		
19. Security Classif. (of this report) Unclassified		20. Security Classif. (of this page) Unclassified		21. No. of Pages 104	
				22. Price * A06/HC	

# FEDERAL REGIONAL DEPOSITORY LIBRARIES

## ALABAMA

**AUBURN UNIV. AT MONTGOMERY LIBRARY**  
Documents Department  
Montgomery, AL 36193  
(205) 271-9650

**UNIV. OF ALABAMA LIBRARY**  
Documents Dept.-Box S  
University, AL 35486  
(205) 348-6046

## ARIZONA

**DEPT. OF LIBRARY, ARCHIVES AND PUBLIC RECORDS**  
Third Floor—State Cap.  
1700 West Washington  
Phoenix, AZ 85007  
(602) 255-4121

**UNIVERSITY OF ARIZONA LIB.**  
Government Documents Dept.  
Tucson, AZ 85721  
(602) 621-6433

## ARKANSAS

**ARKANSAS STATE LIBRARY**  
One Capitol Mall  
Little Rock, AR 72201  
(501) 371-2326

## CALIFORNIA

**CALIFORNIA STATE LIBRARY**  
Govt. Publications Section  
P.O. Box 2037  
Sacramento, CA 95809  
(916) 324-4863

## COLORADO

**UNIV OF COLORADO LIB.**  
Government Pub. Division  
Campus Box 184  
Boulder, CO 80309  
(303) 492-8834

**DENVER PUBLIC LIBRARY**  
Govt. Pub. Department  
1357 Broadway  
Denver, CO 80203  
(303) 571-2131

## CONNECTICUT

**CONNECTICUT STATE LIBRARY**  
Government Documents Unit  
231 Capitol Avenue  
Hartford, CT 06106  
(203) 566-7029

## FLORIDA

**UNIV. OF FLORIDA LIBRARIES**  
Library West  
Documents Department  
Gainesville, FL 32611  
(904) 392-0367

## GEORGIA

**UNIV. OF GEORGIA LIBRARIES**  
Government Reference Dept.  
Athens, GA 30602  
(404) 542-8949

## HAWAII

**UNIV. OF HAWAII LIBRARY**  
Govt. Documents Collection  
2550 The Mall  
Honolulu, HI 96822  
(808) 948-8230

## IDAHO

**UNIV. OF IDAHO LIBRARY**  
Documents Section  
Moscow, ID 83843  
(208) 885-6344

## ILLINOIS

**ILLINOIS STATE LIBRARY**  
Information Services Branch  
Centennial Building  
Springfield, IL 62756  
(217) 782-5185

## INDIANA

**INDIANA STATE LIBRARY**  
Serials Documents Section  
140 North Senate Avenue  
Indianapolis, IN 46204  
(317) 232-3686

## IOWA

**UNIV. OF IOWA LIBRARIES**  
Govt. Documents Department  
Iowa City, IA 52242  
(319) 353-3318

## KANSAS

**UNIVERSITY OF KANSAS**  
Doc. Collect—Spencer Lib.  
Lawrence, KS 66045-2800  
(913) 864-4662

## KENTUCKY

**UNIV. OF KENTUCKY LIBRARIES**  
Govt. Pub. Department  
Lexington, KY 40506-0039  
(606) 257-3139

## LOUISIANA

**LOUISIANA STATE UNIVERSITY**  
Middleton Library  
Govt. Docs. Dept.  
Baton Rouge, LA 70803  
(504) 388-2570

## LOUISIANA TECHNICAL UNIV. LIBRARY

Documents Department  
Ruston, LA 71272-0046  
(318) 257-4962

## MAINE

**UNIVERSITY OF MAINE**  
Raymond H. Fogler Library  
Tri-State Regional Documents  
Depository  
Orono, ME 04469  
(207) 581-1680

## MARYLAND

**UNIVERSITY OF MARYLAND**  
McKeldin Lib.—Doc. Div.  
College Park, MD 20742  
(301) 454-3034

## MASSACHUSETTS

**BOSTON PUBLIC LIBRARY**  
Government Docs. Dept.  
Boston, MA 02117  
(617) 536-5400 ext.226

## MICHIGAN

**DETROIT PUBLIC LIBRARY**  
Sociology Department  
5201 Woodward Avenue  
Detroit, MI 48202-4093  
(313) 833-1409

## MICHIGAN STATE LIBRARY

P.O. Box 30007  
Lansing, MI 48909  
(517) 373-1593

## MINNESOTA

**UNIVERSITY OF MINNESOTA**  
Government Pubs. Division  
409 Wilson Library  
309 19th Avenue South  
Minneapolis, MN 55455  
(612) 373-7870

## MISSISSIPPI

**UNIV. OF MISSISSIPPI LIB.**  
Documents Department  
University, MS 38677  
(601) 232-5857

## MONTANA

**UNIV. OF MONTANA**  
Mansfield Library  
Documents Division  
Missoula, MT 59812  
(406) 243-6700

## NEBRASKA

**UNIVERSITY OF NEBRASKA - LINCOLN**  
Love Library  
Documents Department  
Lincoln, NE 68588-0410  
(402) 472-2562

## NEVADA

**UNIVERSITY OF NEVADA LIB.**  
Govt. Pub. Department  
Reno, NV 89557-0044  
(702) 784-6579

## NEW JERSEY

**NEWARK PUBLIC LIBRARY**  
5 Washington Street  
Newark, NJ 07101-0630  
(201) 733-7812

## NEW MEXICO

**UNIVERSITY OF NEW MEXICO**  
Zimmerman Library  
Government Pub. Dept.  
Albuquerque, NM 87131  
(505) 277-5441

## NEW MEXICO STATE LIBRARY

Reference Department  
325 Don Gaspar Avenue  
Santa Fe, NM 87503  
(505) 827-3826

## NEW YORK

**NEW YORK STATE LIBRARY**  
Empire State Plaza  
Albany, NY 12230  
(518) 474-5563

## NORTH CAROLINA

**UNIVERSITY OF NORTH CAROLINA AT CHAPEL HILL**  
Davis Library  
BA/SS Documents Division  
Chapel Hill, NC 27515  
(919) 962-1151

## NORTH DAKOTA

**UNIVERSITY OF NORTH DAKOTA**  
Chester Fritz Library  
Documents Department  
Grand Forks, ND 58202  
(701) 777-4629  
In cooperation with North  
Dakota State Univ. Library

## OHIO

**STATE LIBRARY OF OHIO**  
Documents Department  
65 South Front Street  
Columbus, OH 43266-0334  
(614) 462-7051

## OKLAHOMA

**OKLAHOMA DEPT. OF LIB.**  
Government Documents  
200 NE 18th Street  
Oklahoma City, OK 73105  
(405) 521-2502, ext. 252

**OKLAHOMA STATE UNIV. LIB.**  
Documents Department  
Stillwater, OK 74078  
(405) 624-6546

## OREGON

**PORTLAND STATE UNIV. LIB.**  
Documents Department  
P.O. Box 1151  
Portland, OR 97207  
(503) 229-3673

## PENNSYLVANIA

**STATE LIBRARY OF PENN.**  
Government Pub. Section  
P.O. Box 1601  
Harrisburg, PA 17105  
(717) 787-3752

## TEXAS

**TEXAS STATE LIBRARY**  
Public Services Department  
P.O. Box 12927—Cap. Sta.  
Austin, TX 78711  
(512) 475-2996

## TEXAS TECH. UNIV. LIBRARY

Govt. Documents Department  
Lubbock, TX 79409  
(806) 742-2268

## UTAH

**UTAH STATE UNIVERSITY**  
Merrill Library, U.M.C. 30  
Logan, UT 84322  
(801) 750-2682

## VIRGINIA

**UNIVERSITY OF VIRGINIA**  
Alderman Lib.—Public Doc.  
Charlottesville, VA 22903-2498  
(804) 924-3133

## WASHINGTON

**WASHINGTON STATE LIBRARY**  
Documents Section  
Olympia, WA 98504  
(206) 753-4027

## WEST VIRGINIA

**WEST VIRGINIA UNIV. LIB.**  
Documents Department  
Morgantown, WV 26506-6069  
(304) 293-3640

## WISCONSIN

**MILWAUKEE PUBLIC LIBRARY**  
814 West Wisconsin Avenue  
Milwaukee, WI 53233  
(414) 278-3065

## ST. HIST LIB. OF WISCONSIN

Government Pub. Section  
816 State Street  
Madison, WI 53706  
(608) 262-4347

## WYOMING

**WYOMING STATE LIBRARY**  
Supreme Ct. & Library Bld.  
Cheyenne, WY 82002  
(307) 777-5919

**National Aeronautics and  
Space Administration  
Code NTT-4**

**Washington, D.C.  
20546-0001**

Official Business  
Penalty for Private Use, \$300

**BULK RATE  
POSTAGE & FEES PAID  
NASA  
Permit No. G-27**



**POSTMASTER: If Undeliverable (Section 158  
Postal Manual) Do Not Return**

---