

N94-22367

3D EULER SOLUTIONS USING AUTOMATED CARTESIAN GRID GENERATION

JOHN E. MELTON
NASA AMES RESEARCH CENTER

FRANCIS Y. ENOMOTO
NASA AMES RESEARCH CENTER


MARSHA J. BERGER
NEW YORK UNIVERSITY

Agenda

- History
- Cartesian Overview
- Technique Comparisons
- 3D Cartesian Grid Generation Strategy
- Survey of simple test cases
- Current research and future plans
- Summary

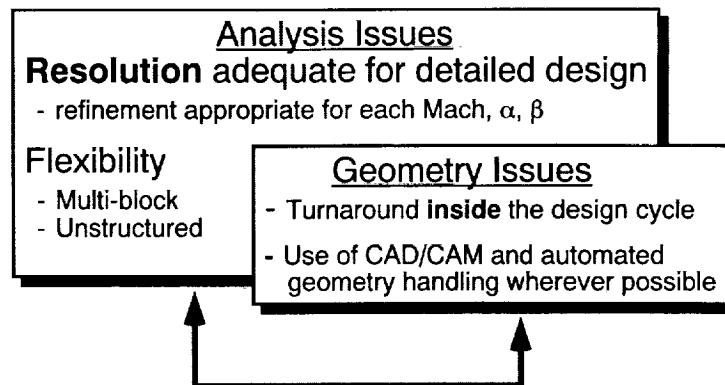
History

- Lessons from ATP grid generation
- AIAA 91-0637 with Thomas and Cappuccio
 - Unstructured, refined, hexahedral body-fitted grid
 - Euler FV RK4 Jameson flow solver algorithm (FLO57)
- TIGER = Topologically Independent, Euler Refinement
- GIRAFFE = Grid Interactive Refinement and Flow Field Examination



CFD and the Design Cycle

Compute *better* solutions *faster* and *cheaper*



Three Important Questions

Are CFDers doomed to eternal grid generation?

Why shouldn't CFD be like structural FEA?



How can we automate the geometry manipulation and grid generation processes?

Cartesian Grid Strategy

- South, Clarke, Salas, Hassan, Berger, LeVeque, Powell, Epstein, Morinishi, TRANAIR
- Make the computer do the work
 - ***Interactivity ≠ Automation***
 - Divorce surface grid from field grid
 - Use computational geometry algorithms to extract surface/cell intersection information
 - Use NURBs (Non-Uniform Rational B-Splines) to maintain a single, accurate, database
- Use grid refinement for "efficient" resolution
 - Unstructured grid (block or cell)
 - Flowfield and geometry-based refinement

Technique Comparisons

<u>Task</u>	<u>Structured Body-fitted</u>	<u>Cartesian</u>
Grid generation	tedious and boring time-consuming requires surface grid good tools are available	automated NURB accuracy no surface grid research software
Flux and BCs	"simple" and familiar	"complicated"
Connectivity overhead	minimal	~60 words/cell
Grid refinement/ adaptation	not automated difficult	automated for both geometry and flowfield
Flow solver	highly vectorizable	vectorizable

TIGER Surface Geometry

<u>Entity</u>	<u>Advantages</u>	<u>Disadvantages</u>
Triangles	"Simple" intersections LaWGS / FEM / PANAIR Compute - inexpensive	Poor refinement accuracy Creation Loss of surface information
NURBS	Direct from CAD Complete accuracy Complete information NASA/IGES standard	"Nonlinear" intersections - tolerance specifications - polynomial root-finding Topology determination Unfamiliarity Compute - expensive

2-Step Cartesian Grid Generation Algorithm

1 - Create initial equi-spaced Cartesian grid

└─ Flag cells that intersect with surface
└─ Refine along with a number of neighbors
└─ Repeat to create desired resolution

2 - Compute cell geometric information

- face areas
- body surface normals
- cell volumes
- face and volume centroids

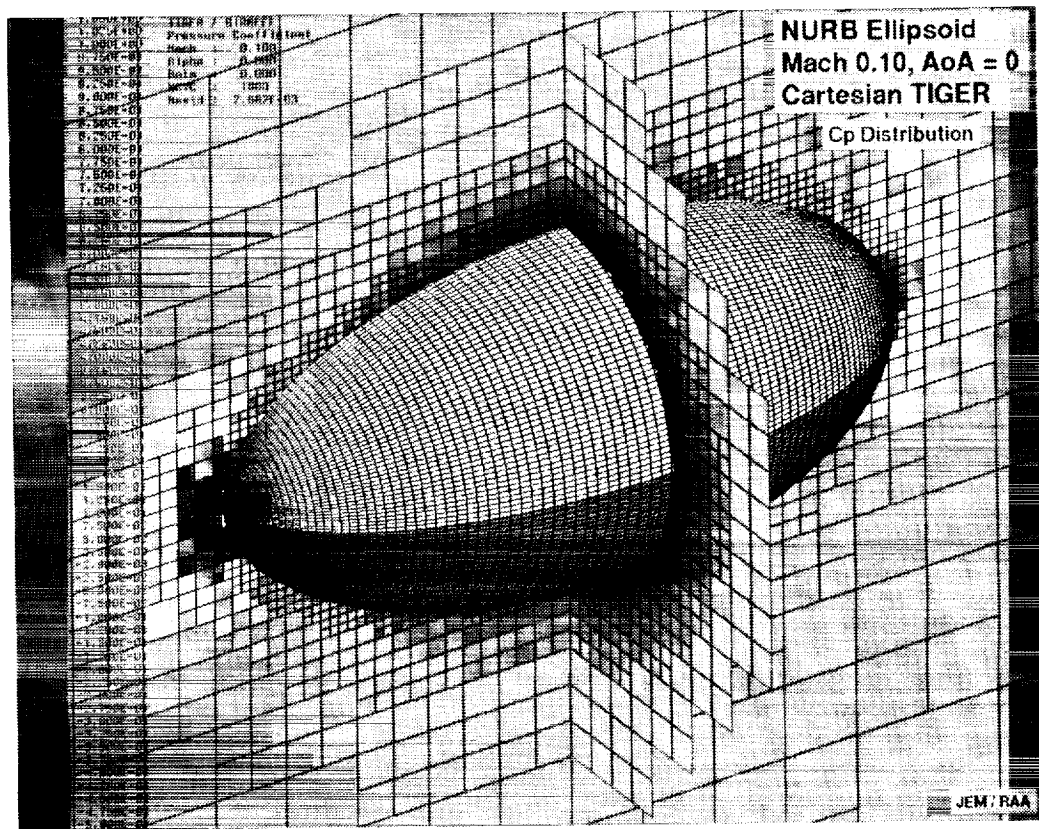
Current TIGER Connectivity Data Structure


<u>Item</u>	<u>Words per cell</u>
Pointer to connecting cells	6 faces x 4 connections per face
Face BC flags	6 faces x 2 flags per face
Face area vectors	7 faces x 3 components per face
Cell Refinement Level	1
Cell BC flag	1
Cell volumes	1

Unstructured Cartesian Overhead ~ 60+ words per cell

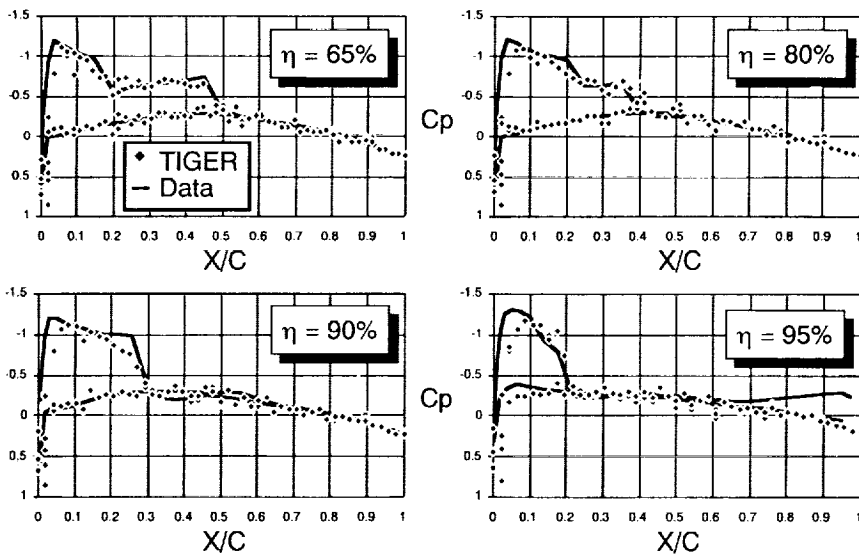
Survey of Test Cases

- Prolate Spheroid - NURB input
- ONERA M6 wing - Triangle input
- HSCT with LE flap - Triangle input





ONERA M6 Mach=0.84 $\alpha=3.06$



Current Research and Future Plans

- Improved flux and dissipation modeling
- Improved boundary conditions
- "Intelligent" grid generation
- Flowfield refinements
- Validations

Summary

- Use of a single NURB geometry database for design and analysis has many advantages
 - allows for geometry manipulation with commercial CAD/CAM tools
 - provides analyst with complete and accurate surface information
 - provides consistent method for data transfer
- A mature unstructured Cartesian approach will have additional advantages
 - eliminate surface and volume gridding tasks via automation
 - provide local resolution appropriate for each flow condition
 - shrink CFD turnaround from months to hours
 - allow designers to concentrate on aerodynamic performance instead of computational geometry and numerical analysis
- Interactive techniques should be viewed as short term solutions, and not as long term CFD goals