

CFD ANALYSIS OF THE 24-INCH JIRAD HYBRID ROCKET MOTOR

Pak-Yan Liang, Ronald Ungewitter, Scott Claflin
CFD Technology Center
Rocketdyne Division, Rockwell International
Mail Code IB39, 6633 Canoga Avenue
Canoga Park, CA 91303

ABSTRACT

1337

A series of multispecies, multiphase CFD analyses of the 24-inch diameter joint government/industry IR&D (JIRAD) hybrid rocket motor is described. The 24-inch JIRAD hybrid motor operates by injection of liquid oxygen (LOX) into a vaporization plenum chamber upstream of ports in the hydroxyl-terminated polybutadiene (HTPB) solid fuel. Injector spray pattern had a strong influence on combustion stability of the JIRAD motor so a CFD study was initiated to define the injector-end flow field under different oxidizer spray patterns and operating conditions. By using CFD to gain a clear picture of the flow field and temperature distribution within the JIRAD motor, it is hoped that the fundamental mechanisms of hybrid combustion instability may be identified and then suppressed by simple alterations to the oxidizer injection parameters such as injection angle and velocity.

The simulations in this study were carried out using the GALACSY (General Algorithm for Analysis of Combustion SYstems) multiphase combustion codes. GALACSY consists of a comprehensive set of droplet dynamic submodels (atomization, evaporation, etc.) and a computationally efficient hydrocarbon chemistry package built around a robust Navier-Stokes solver optimized for low Mach number flows. Lagrangian tracking of dispersed particles describes a closely coupled spray phase.

The CFD cases described in this paper represent various levels of simplification of the problem. They include: (A) gaseous oxygen with noncombusting fuel vapor blowing off the walls at various oxidizer injection angles and velocities, (B) gaseous oxygen with combusting fuel vapor blowing off the walls, and (C) liquid oxygen with combusting fuel vapor blowing off the walls. The study used an axisymmetric model and the results indicate that the injector design significantly effects the flow field in the injector-end of the motor. Markedly different recirculation patterns are observed in the vaporization chamber as oxygen velocity and/or spray pattern is varied. The ability of these recirculation patterns to stabilize the diffusion flame above the surface of the solid fuel gives a plausible explanation for the experimentally determined combustion stability characteristics of the JIRAD motor, and suggests how combustion stability can be assured by modifications to the injector design. Planned future activities to the submodels which allow for additional degree of realism will be discussed.

CFD ANALYSIS OF 24 INCH JIRD HYBRID ROCKET MOTOR

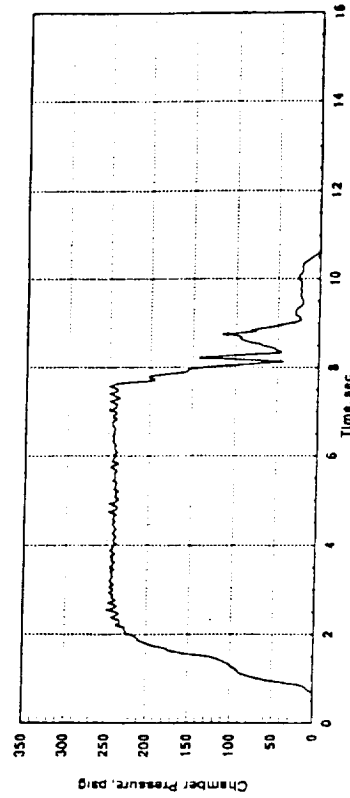
Dr. Pak Liang , Ronald Ungewitter, Scott Claflin

Rocketdyne Div./ Rockwell International

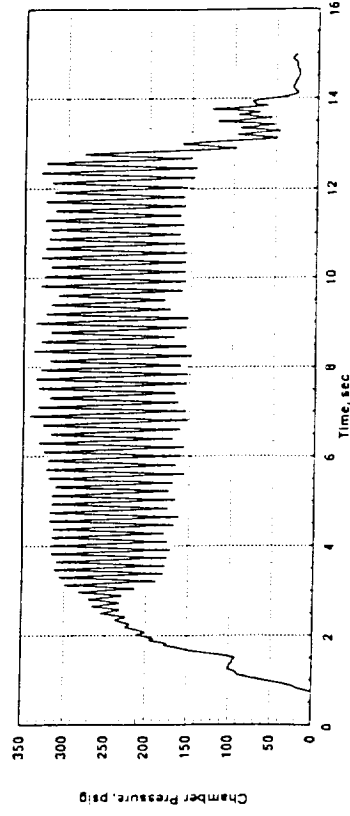
OVERVIEW

- ISSUE: SIGNIFICANT INCREASES IN PRESSURE OSCILLATION RECORDED DURING TESTING OF ANGLED AND STRAIGHT LOX INJECTORS

STRAIGHT

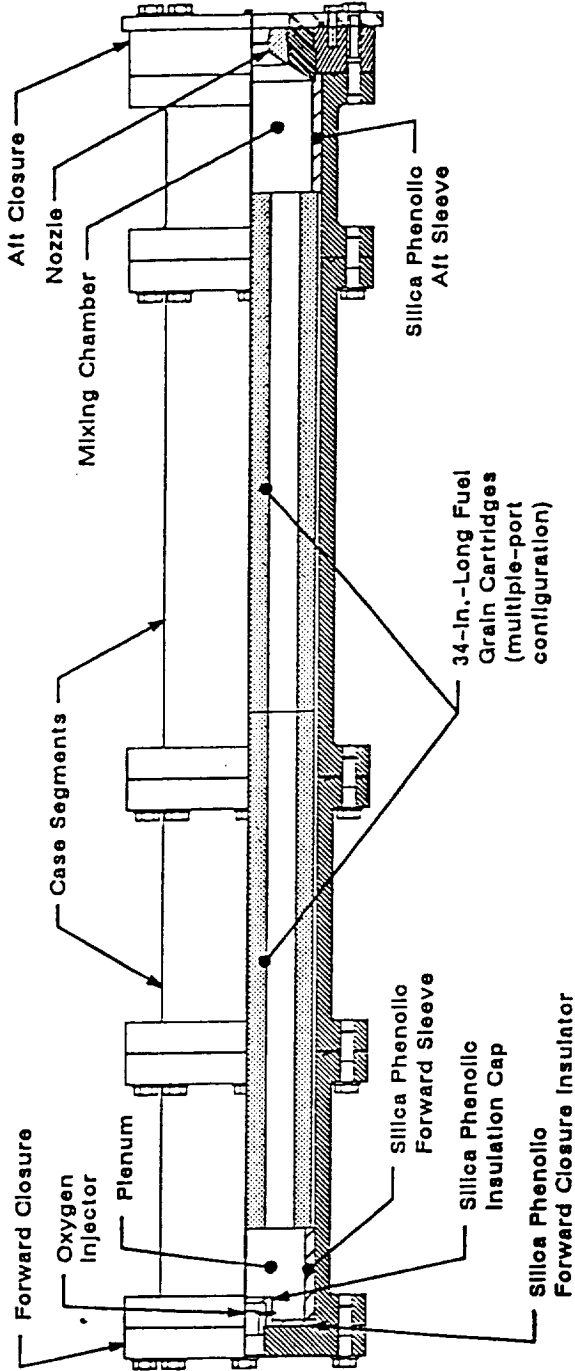


ANGLED



- GOAL: TO GAIN AN UNDERSTANDING OF THE PHYSICAL MECHANISMS OF HYBRID ROCKET MOTOR COMBUSTION AND THE CONDITIONS LEADING TO COMBUSTION OSCILLATIONS

HYBRID ROCKET MOTOR



- LIQUID / GAS OXIDIZER INJECTED INTO VAPORIZATION CHAMBER
- SOLID FUEL SUBLIMATES WHICH THEN REACTS WITH OXIDIZER
- INJECTOR-END RECIRCULATION PATTERN DEEMED CRITICAL TO COMBUSTION STABILITY AND FLAME HOLDING MECHANISMS

PLAN

APPROACH:

- USE GALACSY CFD COMBUSTION CODE FOR CFD ANALYSIS
- CONDUCT SERIES OF ANALYSES AT SEVERAL LEVELS OF SOPHISTICATION TO IDENTIFY BASIC FLUID DYNAMIC MECHANISMS

• MODEL

- TWO ZONE, AXISYMMETRIC (STEPS 1,2, & 3)
- WALL BLOWING FUEL REPRESENTING SUBLIMATION PROCESS
- O2/RP-1 CHEMISTRY

• PLAN:


- STEP 1 - THREE NON REACTING GOX FLOW CALCULATIONS WITH DIFFERENT INLET CONDITIONS (COMPLETED)
- STEP 2 - ANGLED AND STRAIGHT REACTING GOX CASES (COMPLETED)
- STEP 3 - LOX STREAM REPRESENTED AS FULLY ATOMIZED DROPS; STRAIGHT AND ANGLED FLOW (IN PROGRESS)
- STEP 4 - MULTI-PORT COMBUSTOR, STRAIGHT AND ANGLED FLOW

GALACSY CODE

- **PRESSURE-BASED, EXTENDED SIMPLE-S SEQUENTIAL SOLVER METHODOLOGY (REACT PLATFORM)**
- **LAGRANGIAN DROPLET TRACKING, "ONION SKIN" EVAPORATION MODEL**
- **EXPLICIT INTER-ZONAL COUPLING FOR MULTIZONE PROBLEMS**
- **GLOBAL FINITE RATE REACTION FOR HYDROCARBON FUEL PLUS H/O EQUILIBRIUM CHEMISTRY (VALIDATED FOR CH4)**
 - **RP1 (REPRESENTED AS C_{12.449}H_{24.47}) CHEMISTRY REQUIRES 10 SPECIES**

STEP 1 - NON REACTING RESULTS

CASE 1 RESULTS*



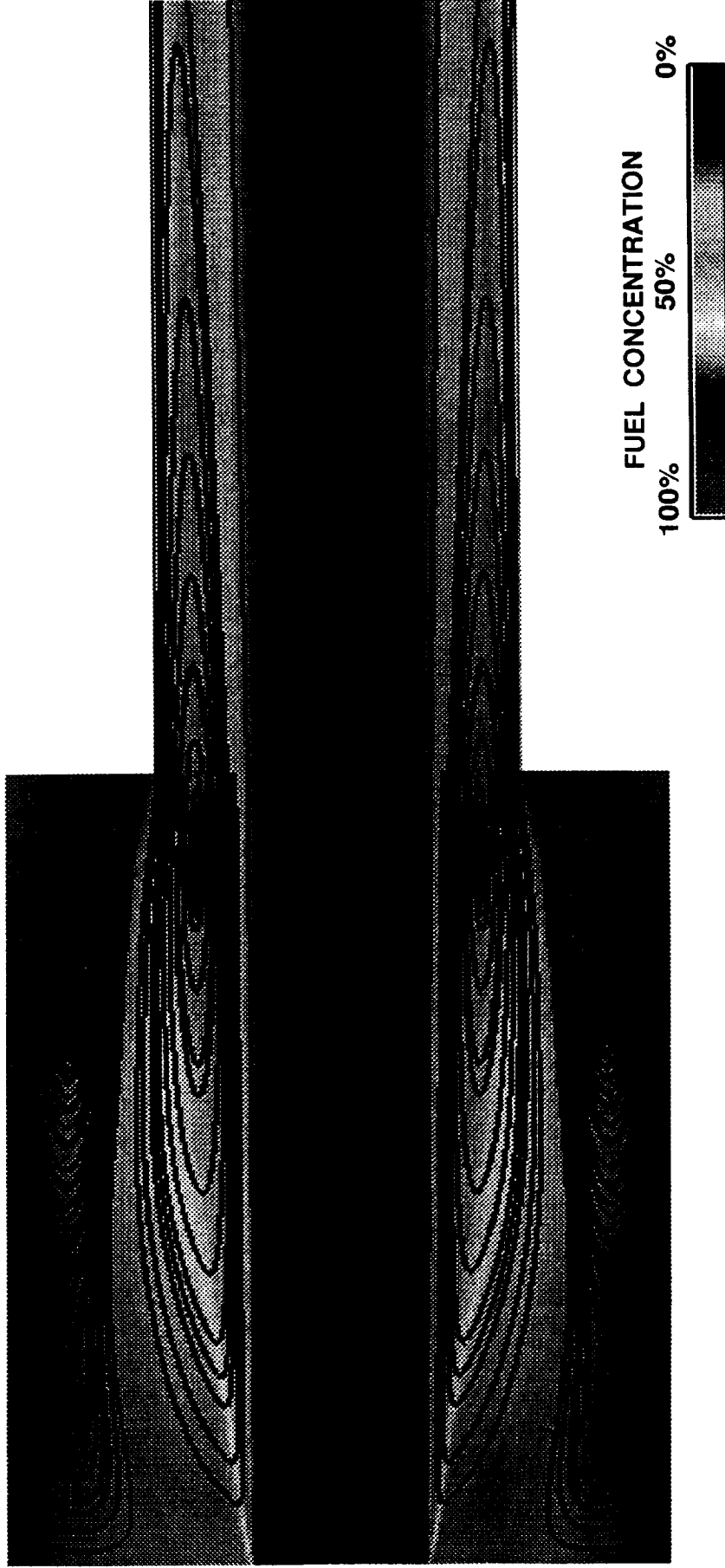
CONDITIONS: TWO ZONE: 90x40, 100x16

GOX, $T_{in}=293^{\circ}\text{K}$, $U_{in}=47\text{ m/s}$

* IMAGE TRUNCATES COMPUTATIONAL DOMAIN AND PARTICLE TRACES DO NOT MOVE BETWEEN ZONES

STEP 1 – NON REACTING RESULTS

CASE 2 RESULTS*



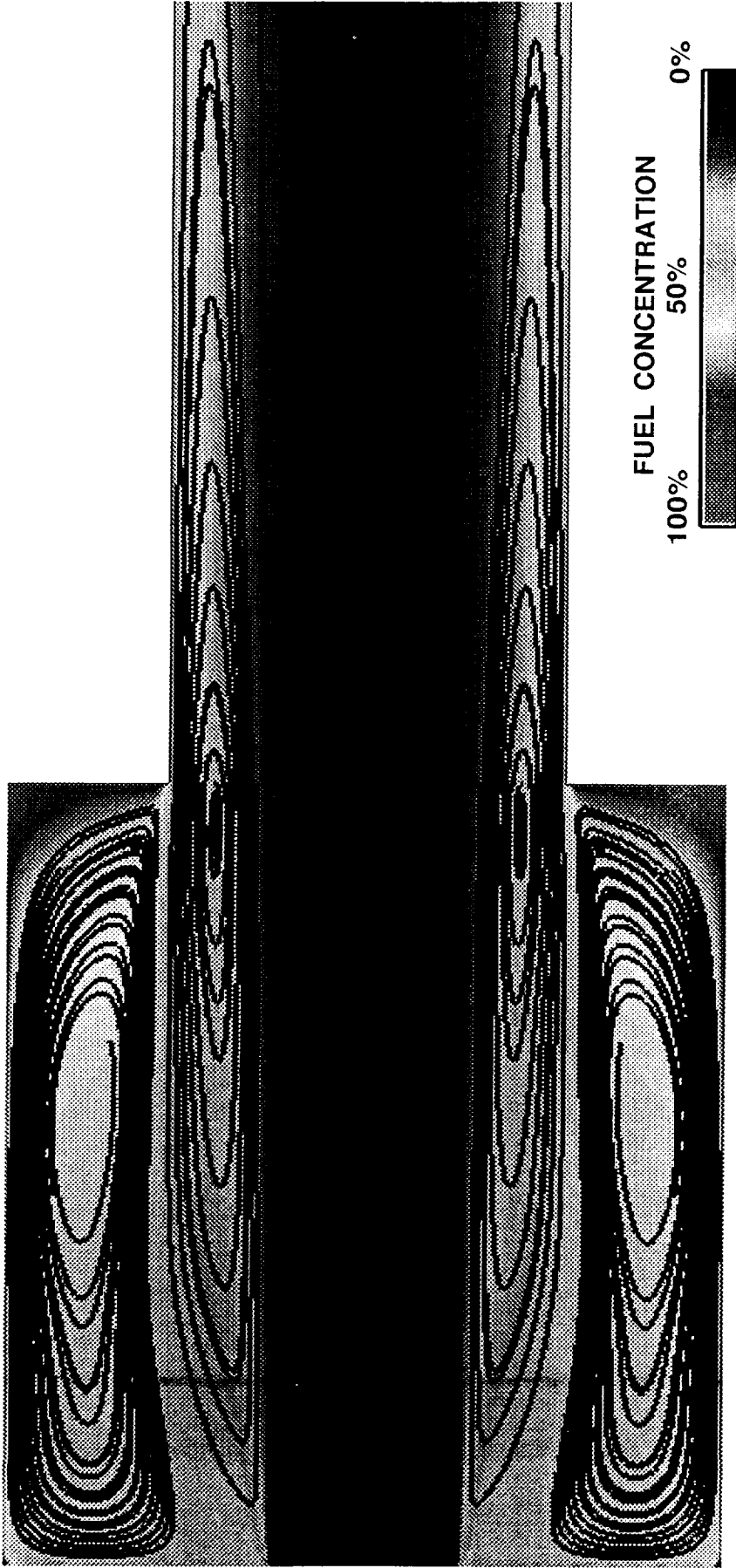
CONDITIONS: TWO ZONE: 90x40, 100x16

GOX, $T_{in}=811^{\circ}$ K, $U_{in}=132$ m/s

* IMAGE TRUNCATES COMPUTATIONAL DOMAIN AND PARTICLE TRACES DO NOT MOVE BETWEEN

STEP 1 - NON REACTING RESULTS

CASE 3 RESULTS*




CONDITIONS: TWO ZONE: 90x40, 100x16

GOX, $T_{in}=1810^{\circ}$ K, $U_{in}=296$ m/s

* IMAGE TRUNCATES COMPUTATIONAL DOMAIN AND PARTICLE TRACES DO NOT MOVE BETWEEN ZONES

STEP 2 - REACTING RESULTS

CASE 1 STRAIGHT FLOW*




CONDITIONS: TWO ZONE: 90x40, 100x16

GOX, $T_{in}=811^{\circ}$ K, $U_{in}=132$ m/s

* IMAGE TRUNCATES COMPUTATIONAL DOMAIN AND PARTICLE TRACES DO NOT MOVE BETWEEN

CASE 2 ANGLED FLOW*



CONDITIONS: TWO ZONE: 90x40, 100x16

GOX, $T_{in}=811^{\circ}$ K, $U_{in}=132$ m/s

* IMAGE TRUNCATES COMPUTATIONAL DOMAIN AND PARTICLE TRACES DO NOT MOVE BETWEEN ZONES

CONCLUSIONS

- COMPLETED CASES CONSISTENT WITH SINGLE POINT TEST DATA
- RECIRCULATION PATTERN CAN CHANGE COMPLETELY DUE TO DIFFERENCES IN INJECTOR PATTERN
- CHEMISTRY PACKAGE NEED ADDITIONAL VALIDATION
- NEW CALCULATIONS (STEP 3) INDICATE PERFORMANCE DECREASE OF NUMERICAL SCHEME DUE TO DROPLET COUPLING AND INTERZONAL BOUNDARIES
 - NEED ALGORITHMIC REFINEMENT TO INCREASE PERFORMANCE
 - POSSIBLE OPTION: REASSEMBLY OF MULTIZONE MATRICES BACK INTO SINGLE ZONE MATRIX BEFORE CALLING MATRIX SOLVER

REPORT DOCUMENTATION PAGE			Form Approved OMB No. 0704-0188	
Public reporting burden for this collection of information is estimated to average 1 hour per response, including the time for reviewing instructions, searching existing data sources, gathering and maintaining the data needed, and completing and reviewing the collection of information. Send comments regarding this burden estimate or any other aspect of this collection of information, including suggestions for reducing this burden, to Washington Headquarters Services, Directorate for Information Operations and Reports, 1215 Jefferson Davis Highway, Suite 1204, Arlington, Va 22202-4302, and to the Office of Management and Budget, Paperwork Reduction Project (0704-0188), Washington, DC 20503.				
1. AGENCY USE ONLY (Leave Blank)	2. REPORT DATE March 1996	3. REPORT TYPE AND DATES COVERED Conference Publication		
4. TITLE AND SUBTITLE Thirteenth Workshop for Computational Fluid Dynamic Applications in Rocket Propulsion and Launch Vehicle Technology			5. FUNDING NUMBERS	
6. AUTHOR(S) R.W. Williams, Compiler				
7. PERFORMING ORGANIZATION NAME(S) AND ADDRESS(ES) George C. Marshall Space Flight Center Marshall Space Flight Center, Alabama 35812			8. PERFORMING ORGANIZATION REPORT NUMBERS	
9. SPONSORING/MONITORING AGENCY NAME(S) AND ADDRESS(ES) National Aeronautics and Space Administration Washington, DC 20546-0001			10. SPONSORING/MONITORING AGENCY REPORT NUMBER NASA CP-3332 Volume II	
11. SUPPLEMENTARY NOTES Prepared by Structures and Dynamics Laboratory, Science and Engineering Directorate.				
12a. DISTRIBUTION/AVAILABILITY STATEMENT Unclassified-Unlimited Subject Category 34			12b. DISTRIBUTION CODE	
13. ABSTRACT (Maximum 200 words) This conference publication includes various abstracts and presentations given at the 13th Workshop for Computational Fluid Dynamic Applications in Rocket Propulsion and Launch Vehicle Technology held at the George C. Marshall Space Flight Center April 25-27 1995. The purpose of the workshop was to discuss experimental and computational fluid dynamic activities in rocket propulsion and launch vehicles. The workshop was an open meeting for government, industry, and academia. A broad number of topics were discussed including computational fluid dynamic methodology, liquid and solid rocket propulsion, turbomachinery, combustion, heat transfer, and grid generation.				
14. SUBJECT TERMS computational fluid dynamics, rocket propulsion, launch vehicle technology, liquid rocket, solid rocket, turbopump, turbomachinery, combustion, methodology, impeller, inducer, heat transfer, grid generation, nozzle, plume spray, injector			15. NUMBER OF PAGES 668	
			16. PRICE CODE A99	
17. SECURITY CLASSIFICATION Unclassified	18. SECURITY CLASSIFICATION OF THIS PAGE Unclassified	19. SECURITY CLASSIFICATION OF ABSTRACT Unclassified	20. LIMITATION OF ABSTRACT Unlimited	

National Aeronautics and
Space Administration
Code JTT
Washington, DC
20546-0001

*Official Business
Penalty for Private Use, \$300*

Postmaster: If Undeliverable (Section 158 Postal Manual), Do Not Return