

1N-27
013207

Solid State Synthesis and Properties of Monoclinic Celsian

Narottam P. Bansal
Lewis Research Center
Cleveland, Ohio

December 1996



National Aeronautics and
Space Administration

Solid State Synthesis and Properties of Monoclinic Celsian

Narottam P. Bansal

National Aeronautics and Space Administration
Lewis Research Center
Cleveland, OH 44135

Abstract

Monoclinic celsian of $\text{Ba}_{0.75}\text{Sr}_{0.25}\text{Al}_2\text{Si}_2\text{O}_8$ (BSAS-1) and $\text{Ba}_{0.85}\text{Sr}_{0.15}\text{Al}_2\text{Si}_2\text{O}_8$ (BSAS-2) compositions have been synthesized from metal carbonates and oxides by solid state reaction. A mixture of BaCO_3 , SrCO_3 , Al_2O_3 , and SiO_2 powders was precalcined at $\sim 900 - 940^\circ\text{C}$ to decompose the carbonates followed by hot pressing at $\sim 1300^\circ\text{C}$. The hot pressed BSAS-1 material was almost fully dense and contained the monoclinic celsian phase, with complete absence of the undesirable hexacelsian as indicated by x-ray diffraction. In contrast, a small fraction of hexacelsian was still present in hot pressed BSAS-2. However, on further heat treatment at 1200°C for 24 h, the hexacelsian phase was completely eliminated. The average linear thermal expansion coefficients of BSAS-1 and BSAS-2 compositions, having the monoclinic celsian phase, were measured to be $5.28 \times 10^{-6}/^\circ\text{C}$ and $5.15 \times 10^{-6}/^\circ\text{C}$, respectively from room temperature to 1200°C . The hot pressed BSAS-1 celsian showed room temperature flexural strength of 131 MPa, elastic modulus of 96 GPa and was stable in air up to temperatures as high as $\sim 1500^\circ\text{C}$.

Introduction

Monoclinic celsian $\text{BaAl}_2\text{Si}_2\text{O}_8$ (BAS) and $\text{SrAl}_2\text{Si}_2\text{O}_8$ (SAS) are refractory materials having melting points higher than 1700°C . These are resistant to oxidation and reduction and also show reasonably good resistance to alkali attack. These materials are phase stable up to $\sim 1600^\circ\text{C}$ and chemically compatible with alumina, mullite and silicon nitride (in inert or nitrogen atmospheres) at elevated temperatures. They show low values of dielectric constant and loss tangent which make them promising materials for electromagnetic

windows/radome applications¹ at high temperatures, packaging for microelectronics, high voltage condensers and other electric insulating products. Celsian is also being investigated as a matrix material for reinforcement with continuous ceramic fibers for high temperature structural composites²⁻⁵ for applications in hot sections of the turbine engine.

BAS exists in three different polymorphs, the monoclinic, hexagonal, and orthorhombic phases. The monoclinic phase, commonly known as celsian, is the naturally occurring phase. The hexagonal, also known as hexacelsian, and the orthorhombic phases are found only in synthetic products. The hexacelsian phase is thermodynamically stable at temperatures between 1590°C and the melting point whereas the celsian phase is stable at temperatures below 1590°C. However, hexacelsian can exist as a metastable phase at all temperatures from 1590°C to room temperature. At ~300°C, hexacelsian undergoes a rapid, reversible structural transformation⁶ into the orthorhombic form, accompanied with a large volume change of ~3%. Thus, hexacelsian is an undesirable phase.

In both BAS and SAS systems, the hexacelsian is always the first phase to form. However, on heat treatment at ~1200°C or higher temperatures, its transformation into the monoclinic phase is very sluggish in BAS⁷ and very rapid in SAS⁸. It is known that doping of BAS with SAS accelerates the hexacelsian to monoclinic celsian transformation⁹. Fortunately, BAS and SAS form solid solutions in the entire composition range^{1,9}. Starting compositions of 0.75BaO-0.25SrO-Al₂O₃-2SiO₂ (BSAS-1) and 0.85BaO-0.15SrO-Al₂O₃-2SiO₂ (BSAS-2) were used for the synthesis of monoclinic celsian in the present study.

Formation of celsian from clay-salt mixtures has been studied by others¹⁰⁻¹³. The objective of the present study was to develop a procedure for the synthesis of monoclinic celsian from solid state reaction of barium and strontium carbonates, alumina and silica. Room temperature flexural strength, elastic modulus, and coefficient of linear thermal expansion of hot pressed celsian material have been measured. High temperature stability in oxidizing environment has also been examined.

Experimental Method

The starting materials used were BaCO₃ (Alfa), SrCO₃(Alfa), Al₂O₃ (Baikowski, high purity CR 30), and SiO₂ (Cerac, 99.9% purity, -325 mesh) powders. Monoclinic celsian of compositions 0.75BaO-0.25SrO-Al₂O₃-2SiO₂ (BSAS-1) and 0.85BaO-0.15SrO-Al₂O₃-2SiO₂ (BSAS-2) were synthesized by the solid-state reaction method. Appropriate quantities of the powders were slurry mixed in acetone and ball milled for ~24 h using alumina milling media. Acetone was then evaporated and a part of the mixture was subjected to thermogravimetric analysis (TGA) in air. Based on the TGA results, the mixed powder was calcined at ~900 - 910°C for 24 h for decomposition of the carbonates followed by cooling to room temperature and grinding. The calcined powder was loaded into a graphite die and hot pressed at 1300°C for 2 - 3 h under 27.5 MPa (4 ksi) pressure into ~5 cm x 2.5 cm (2" x 1") or 11.25 cm x 5 cm (4.5" x 2") plates. The surface of the hot pressed plate was polished. The plates were sliced into bars for thermal expansion and bend strength measurements.

TGA was carried out at a heating rate of 5°C/min under flowing air (~60 ml/min) from room temperature to 1500°C using a Perkin-Elmer TGA-7 system which was interfaced with a computerized data acquisition and analysis system. X-ray diffraction (XRD) patterns were recorded at room temperature using a step scan procedure (0.02°/2θ step, time per step 0.5 or 1 s) on a Philips ADP-3600 automated diffractometer equipped with a crystal monochromator employing Cu K_α radiation. Coefficient of thermal expansion was measured from room temperature to 1200°C on a 1" long bar using a Netzsch differential dilatometer model 402 ED. Alumina was used as the standard material. Room temperature flexural strengths were determined using ~5 cm x 0.625 cm (2" x 0.25") bend bars. Stress-strain curves were recorded using a four-point bend fixture having 40 mm support span and 20 mm loading span. An Instron machine at a crosshead speed of 0.127 cm/min (0.05 in./min) was used. Microstructures of the polished cross-sections were observed in a JEOL JSM-840A scanning electron microscope (SEM). X-ray elemental analyses of the phases were carried out using a Kevex Delta thin window energy dispersive spectrometer (EDS) and analyzer. A thin carbon coating was evaporated onto the SEM specimens for electrical

conductivity prior to analysis.

Results and Discussion

The TGA curve of the mixed powder of BSAS-1 composition consisting of metal carbonates and oxides is shown in Fig. 1. Minor weight loss near room temperature is due to evaporation of the residual moisture and acetone. A major event showing a large weight loss, due to the decomposition of barium and strontium carbonates into oxides, is observed between ~ 750 to 1000°C . A calcination temperature of $900 - 940^\circ\text{C}$ was chosen for decomposition of the carbonates. The mixed powder was calcined at this temperature for 20 - 24 h in air. TGA analysis of this calcined powder showed no further weight loss indicating complete decomposition of the metal carbonates during the calcination step.

The XRD pattern of the mixed powder, calcined at $\sim 915^\circ\text{C}$ for 20 h in air, is presented in Fig. 2. SiO_2 (α -quartz) and BaAl_2O_4 were the major phases present. Small amounts of Ba_2SiO_4 , α - Al_2O_3 , and $\text{Ba}_2\text{Sr}_2\text{Al}_2\text{O}_7$ were also identified. Figure 3 shows the XRD pattern taken from the surface of a BSAS-1 monolithic plate made by hot pressing the precalcined powder at 1300°C for 2 h under 27.5 MPa (4 ksi). All the XRD peaks correspond to the monoclinic celsian phase with complete absence of the undesirable hexacelsian phase. Hot pressing a powder of BSAS-2 composition, synthesized using the same procedure as above, at 1300°C for 3 h at 27.5 MPa, resulted in the formation of monoclinic celsian along with a small amount of the hexacelsian phase (Fig. 4(a)). However, on further heat treatment at 1200°C for 24 h in air, the undesirable hexacelsian phase was completely eliminated as seen in the XRD pattern in Fig. 4 (b).

SEM micrographs of polished cross-sections of BSAS-1 monoliths, as hot-pressed and after annealing at 1200°C for 24 h in argon, are shown in Fig. 5 and 6, respectively. A bright phase B in the bulk celsian dark phase A, along with some pores C, are present in both samples. EDS compositional spectra taken from the bright and dark phases are also given in Fig. 5 and 6. The bright phase B is richer in Si and Sr and deficient in Al and Ba than the bulk celsian phase A. Annealing at 1200°C does not appear to have much effect

on phase composition. The fraction of phase B should be low as it could not be detected from XRD analysis.

Thermal expansion curves for BSAS-1 and BSAS-2 compositions having the monoclinic celsian phase, from room temperature to 1200°C, are presented in Fig. 7 and 8, respectively. The average values of linear thermal expansion coefficient, α , were calculated to be $5.28 \times 10^{-6}/^{\circ}\text{C}$ and $5.15 \times 10^{-6}/^{\circ}\text{C}$, respectively for the two compositions. Thermal expansion coefficient of BAS celsian has been reported^{14,15} to be $2.3 \times 10^{-6}/^{\circ}\text{C}$. This implies that the replacement of a small fraction of BaO with SrO in BAS celsian has a pronounced effect on its thermal expansion coefficient. On further SrO additions, the α value increases only slightly. Values of α for monoclinic celsian of BAS and SAS compositions in the 100 - 1500°C range are reported to be 4.56×10^{-6} and $4.92 \times 10^{-6}/^{\circ}\text{C}$, respectively by Talmy and Haught¹⁶. This high value of α for BAS celsian may be because of the presence of some hexacelsian phase in the BAS material..

A typical stress-strain curve for hot pressed BSAS-1 tested in four-point flexure is given in Fig. 9. From the slope of the stress-strain curve, the value of elastic modulus was calculated to be 96 GPa. The flexure strength of BSAS-1 celsian was determined to be 131 MPa which compares well with the values reported by other researchers. Flexural properties of sintered 100% monoclinic celsian BAS material have been measured in four-point bend by Johnsen¹⁷. The room temperature flexural strength was 101 ± 16 MPa (14.7 ± 2.3 ksi) and the flexural modulus was 101 ± 7 GPa (14.7 ± 1 Msi). Room temperature three-point bend strengths of BSAS ceramics of different compositions, sintered at various temperatures between 1500 and 1650°C, were also measured by Talmy and Haught¹⁶. Materials sintered at 1600°C showed the highest strengths. A specimen of $0.75\text{BaO}-0.25\text{SrO}-\text{Al}_2\text{O}_3-2\text{SiO}_2$ composition showed a strength of 127 MPa compared to 98 MPa and 78 MPa for BAS and SAS, respectively. Room temperature four-point flexural strengths of hot pressed BAS and SAS glass-ceramics are reported¹⁸ to be 100 and 90 MPa, respectively.

The TGA curve of hot pressed BSAS-1, recorded at a heating rate of 5°C/min in air from room temperature to 1500°C, is shown in Fig. 10. Hardly any weight change is observed in the entire temperature range indicating stability of this material up to 1500°C.

Summary

A procedure has been developed for solid state synthesis of monoclinic celsian. Hot pressing of mixed powder of 0.75BaO-0.25SrO-Al₂O₃-2SiO₂ composition, obtained from calcination of metal carbonates and oxides, results in almost fully dense monoclinic celsian with complete absence of the undesirable hexacelsian phase. The hot pressed 0.85BaO-0.15SrO-Al₂O₃-2SiO₂ still contained a small fraction of hexacelsian which was completely eliminated by further annealing at 1200°C for 24 h. The hot pressed Ba_{0.75}Sr_{0.25}Al₂Si₂O₈ celsian showed a room temperature flexural strength of 131 MPa, elastic modulus of 96 GPa, average coefficient of thermal expansion of 5.28 x 10⁻⁶/°C from room temperature to 1200°C, and was stable in air up to ~1500°C. Thermal expansion coefficient of the Ba_{0.85}Sr_{0.15}Al₂Si₂O₈ celsian was measured to be 5.15 x 10⁻⁶/°C.

Conclusions

It may be concluded that Ba_{1-x}Sr_xAl₂Si₂O₈ (x = 0.15, 0.25) monoclinic celsian can be obtained by solid state synthesis from a mixture of the metal carbonates and oxides. The hot pressed celsian is stable in air up to 1500°C. Replacement of a small fraction of BaO with SrO in BaAl₂Si₂O₈ monoclinic celsian results in a large increase in its thermal expansion coefficient.

Acknowledgments

The author would like to express his gratitude to John Setlock, Terry Kacik, Ron Phillips, and Ralph Garlick for their technical assistance. Thanks are due to Harry Eaton of United Technologies Research Center for the thermal expansion coefficient measurements.

References

1. I. G. Talmy and D. A. Haught, Ceramics in the System $\text{BaO} \cdot \text{Al}_2\text{O}_3 \cdot 2\text{SiO}_2$ - $\text{SrO} \cdot \text{Al}_2\text{O}_3 \cdot 2\text{SiO}_2$ for Advanced Radome Application, NSWCTE 89-162, Sept. 1989.
2. N. P. Bansal, Ceramic Fiber Reinforced Glass-Ceramic Matrix Composite, U. S. Patent 5,214,004, May 25, 1993.
3. N. P. Bansal, Method of Producing a Silicon Carbide Fiber Reinforced Strontium Aluminosilicate Glass-Ceramic Matrix Composite, U. S. Patent 5,389,321, Feb. 14, 1995.
4. N. P. Bansal, CVD SiC Fiber-Reinforced Barium Aluminosilicate Glass-Ceramic Matrix Composites, *Mater. Sci. Eng. A*, **220**[1-2], 129-139 (1996).
5. N. P. Bansal, Formation of Monoclinic Celsian in Silicon Carbide Fiber-Reinforced Barium Aluminosilicate Glass-Ceramic Matrix Composites, NASA TM 106993, August 1995.
6. Y. Takeuchi, A Detailed Investigation of the Structure of Hexagonal $\text{BaAl}_2\text{Si}_2\text{O}_8$ with Reference to its α - β Inversion, *Min. J. Jpn.*, **2**[5], 311-332 (1958).
7. D. Bahat, Kinetic Study on the Hexacelsian-Celsian Phase Transformation, *J. Mater. Sci.*, **5**, 805-810 (1970).
8. N. P. Bansal and C. H. Drummond III, Kinetics of Hexacelsian to Celsian Phase Transformation in $\text{SrAl}_2\text{Si}_2\text{O}_8$, *J. Am. Ceram. Soc.*, **76**[5], 1321-1324 (1993).
9. N. P. Bansal, M. J. Hyatt, and C. H. Drummond III, Crystallization and Properties of Sr-Ba Aluminosilicate Glass-Ceramic Matrices, *Ceram. Eng. Sci. Proc.*, **12**[7-8], 1222-1234 (1991).
10. M. C. Guillem and C. Guillem, Kinetics and Mechanism of Formation of Celsian from Barium Carbonate and Kaolin, *Br. Ceram. Trans. J.*, **83**, 150-154 (1984).
11. C. Sorrell, Solid State Formation of Barium, Strontium, and Lead Feldspars in Clay-Sulfate Mixtures, *Am. Mineral.*, **47**[3-4], 291-309 (1962).
12. J. S. Moya Corral and V. A. Garcia, Study of the Reaction Between Kaolin and Barium Carbonate, *Bol. Esp. Ceram. Vidrio*, **15**[6], 379-381 (1976).
13. J. Planz and H. Muller-Hesse, Investigations on Solid State Reactions in the System $\text{BaO} \cdot \text{Al}_2\text{O}_3 \cdot \text{SiO}_2$. Part II: The Formation of Celsian by Solid State Reactions, *Ber. Dtsch. Keram. Ges.*, **40**[3], 191-200 (1963).
14. J. S. Moya Corral and A. Garcia Verduch, The Solid Solution of Silica in Celsian,

Trans. J. Br. Ceram. Soc., 77[2], 40-44 (1978).

15. G. N. Maslennikova, N. P. Fomina, and G. A. Naidenova, Synthesis of Celsian Ceramics, *Steklo Keram.*, # 9, 17-19 (1973).

16. I. G. Talmy and D. A. Hought, Ceramics in the System $\text{BaO} \cdot \text{Al}_2\text{O}_3 \cdot 2\text{SiO}_2$ - $\text{SrO} \cdot \text{Al}_2\text{O}_3 \cdot 2\text{SiO}_2$ as candidates for Radomes, Proc. 19th Electromagnetic Window Symposium, Atlanta, GA (1988).

17. B. P. Johnsen, Flexural, Thermal Conductivity and Heat Capacity Evaluations of Celsian - Barium Alumina Silicate (BAS) From 70°F to 2000°F, Southern research Institute, SRI-EAS-90-51-7023-I-F, April 1991.

18. J. J. Buzniak, R. M. Dickerson, K. P. D. Lagerlof, and N. P. Bansal, Effects of Annealing on the Microstructure and Mechanical Properties of Hot Pressed $\text{BaAl}_2\text{Si}_2\text{O}_8$ and $\text{SrAl}_2\text{Si}_2\text{O}_8$ Glass-Ceramics, in "Advances in Ceramic-Matrix Composites II", J. P. Singh and N. P. Bansal, Eds., *Ceramic Transactions*, 46, 411-428 (1994), American Ceramic Society, Westerville, OH.

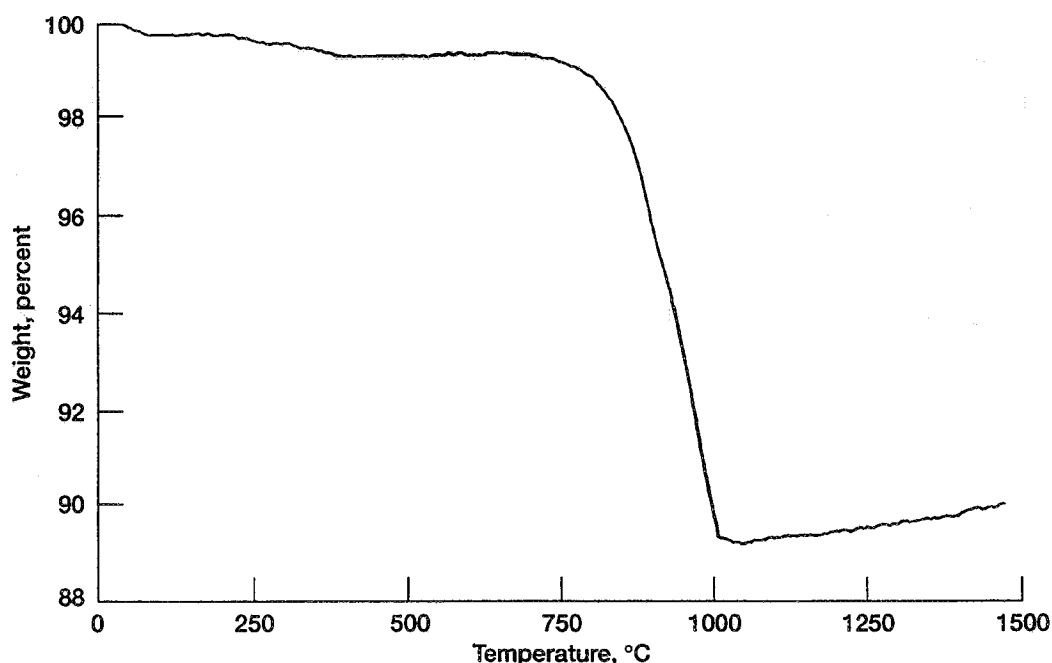


Figure 1.—TGA curve of $0.75\text{BaCO}_3-0.25\text{SrCO}_3-\text{Al}_2\text{O}_3-2\text{SiO}_2$ mixed powder at a heating rate of 5 °C/min in air.

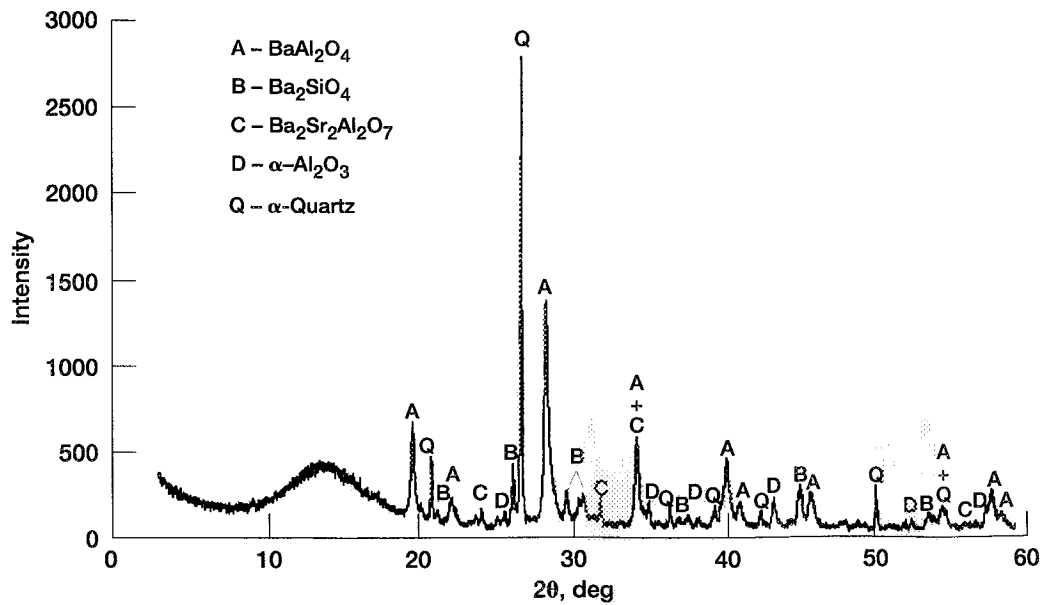


Figure 2.—Powder x-ray diffraction pattern of the mixed $0.75\text{BaCO}_3\text{-}0.25\text{SrCO}_3\text{-Al}_2\text{O}_3\text{-}2\text{SiO}_2$ powder after calcination at 915°C for 20 h in air.

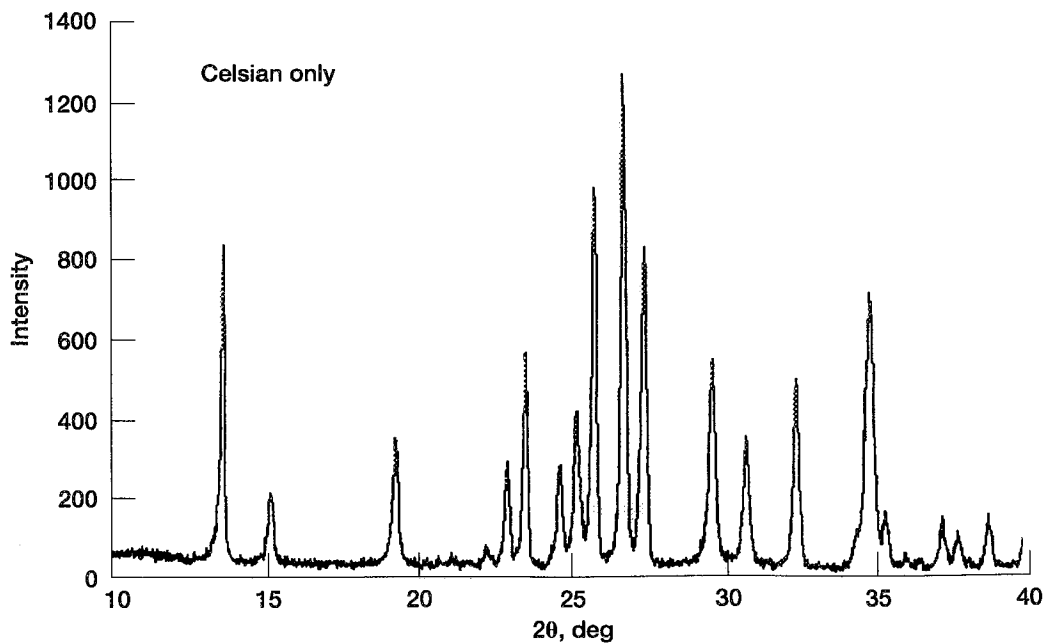


Figure 3.—X-ray diffraction spectra from the surface of a $\text{Ba}_{0.75}\text{Sr}_{0.25}\text{Al}_2\text{Si}_2\text{O}_8$ plate hot pressed at 1300°C for 2 hr at 27.6 MPa. All the diffraction peaks match with the monoclinic celsian phase.

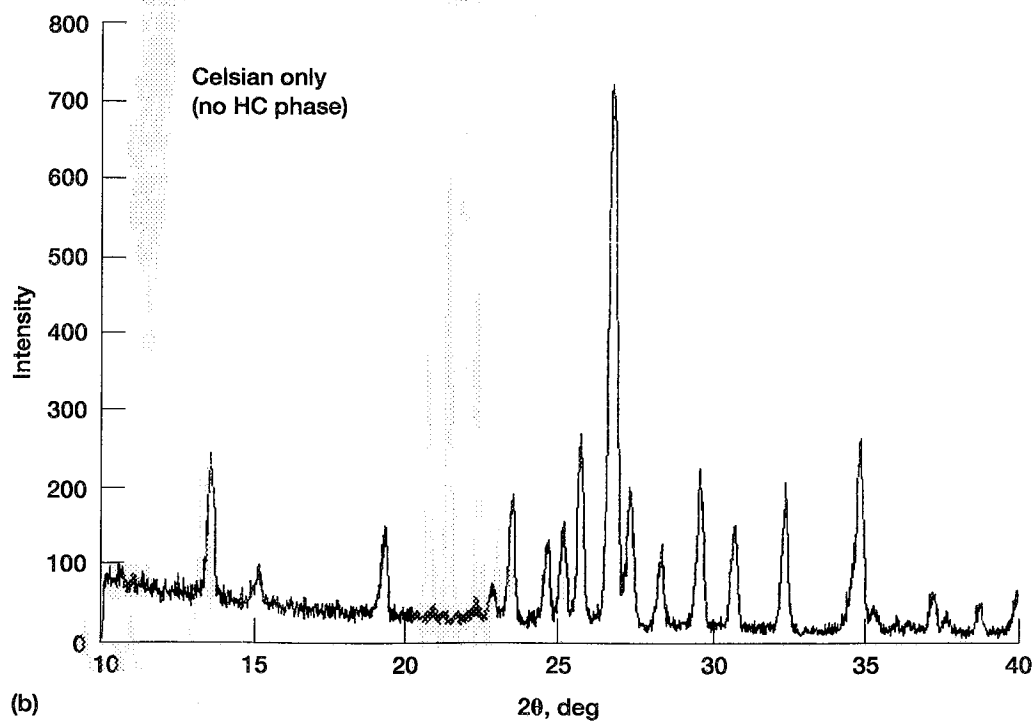
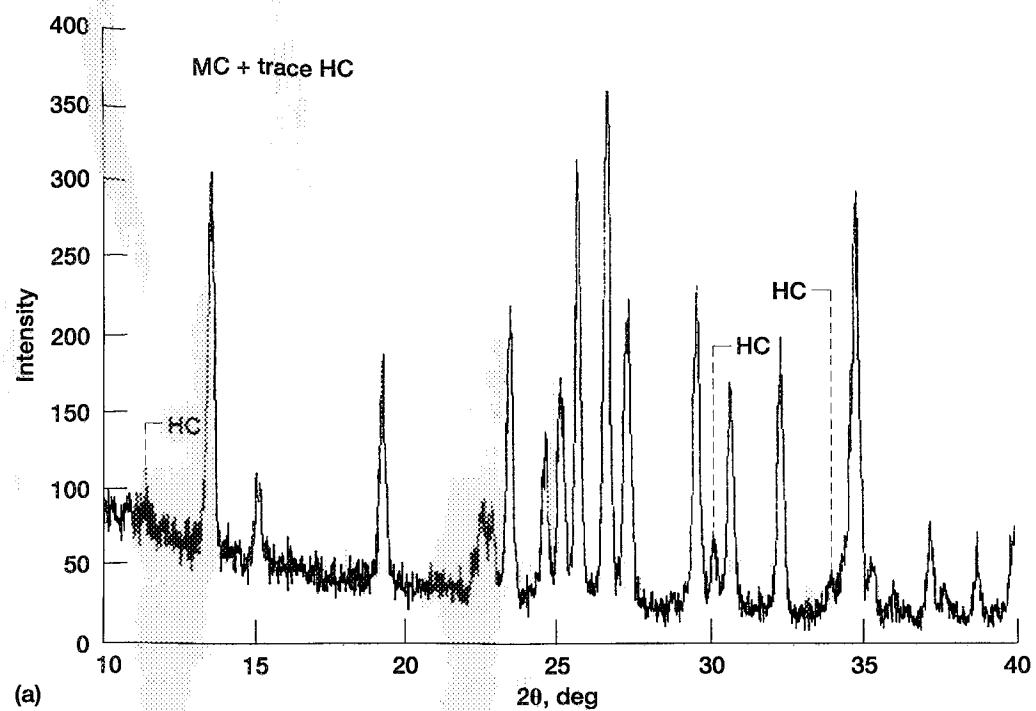
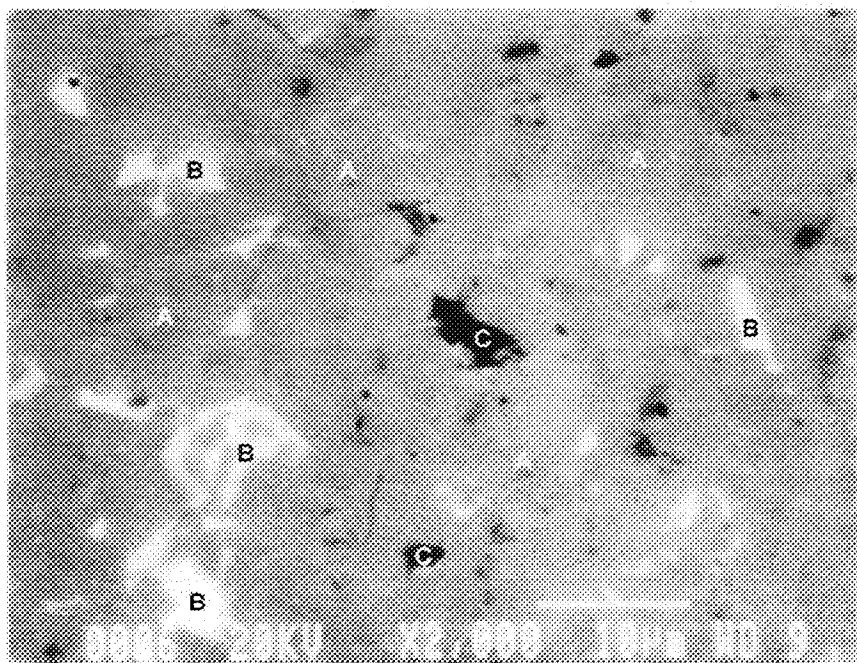
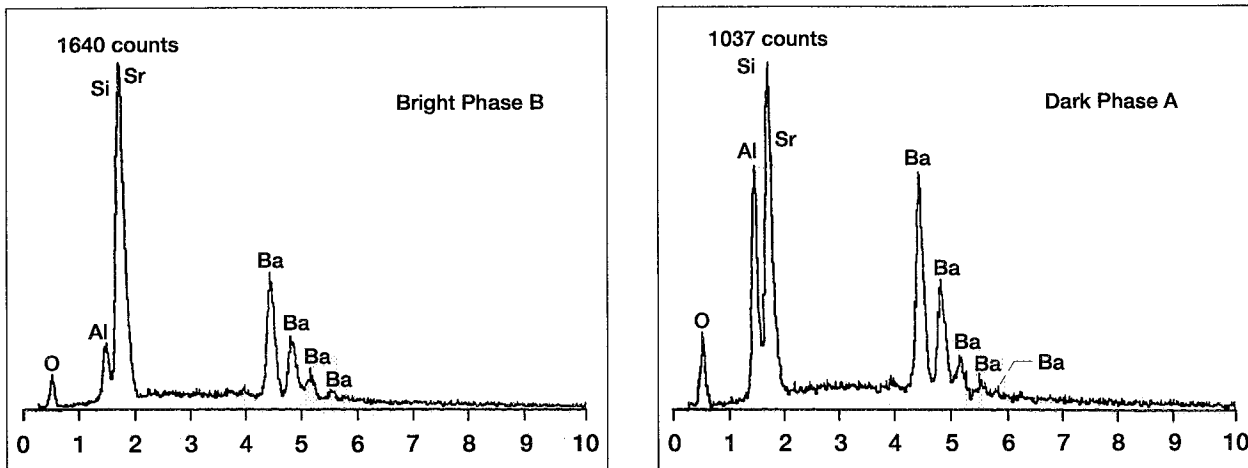


Figure 4.—XRD spectra from the surface of a $\text{Ba}_{0.85}\text{Sr}_{0.15}\text{Al}_2\text{Si}_2\text{O}_8$ plate hot pressed at 1300°C for 3 hr at 27.6 MPa. (a) As hot pressed. (b) After heat treatment for 24 h at 1200°C in air.



A - Dark phase
 B - Bright phase
 C - Pore

Figure 5.—Back scattered electron micrograph of the polished cross-section of $\text{Ba}_{0.75}\text{Sr}_{0.25}\text{Al}_2\text{Si}_2\text{O}_8$ specimen hot pressed at 1300 °C for 2 h at 27.6 MPa. EDS compositional spectra of (a) dark, (b) bright phases are also given.

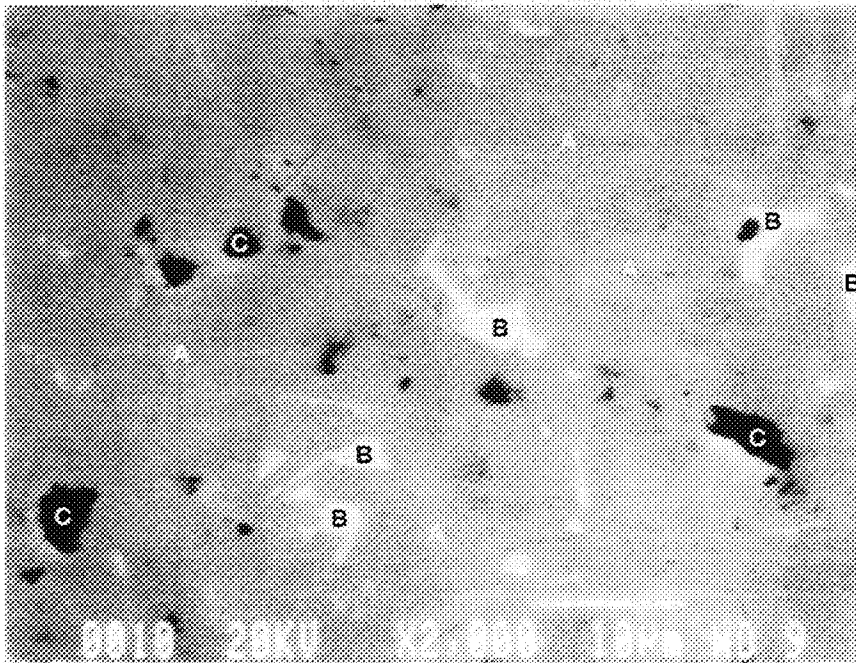
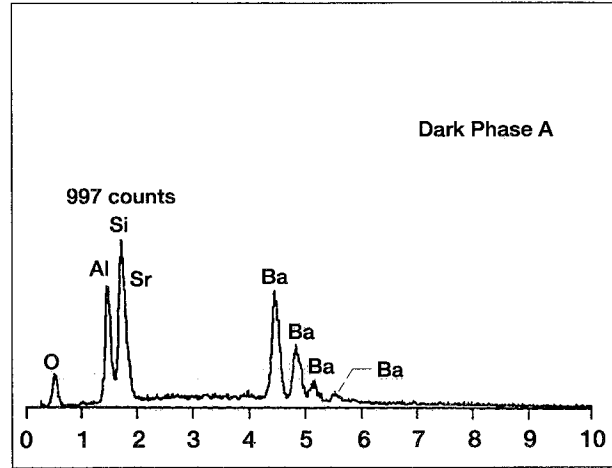
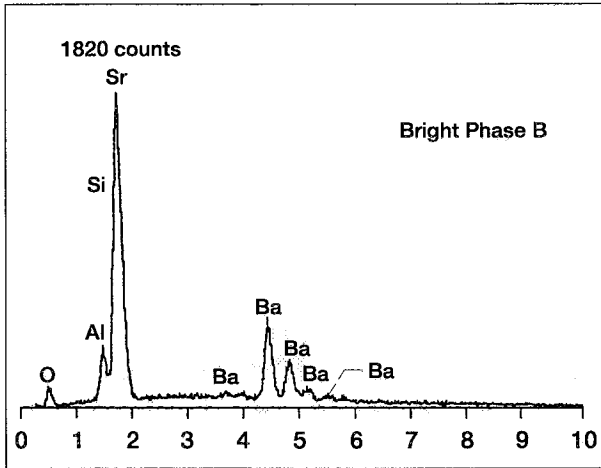


Figure 6.—Back scattered electron micrograph of the polished cross-section of $\text{Ba}_{0.75}\text{Sr}_{0.25}\text{Al}_2\text{Si}_2\text{O}_8$ specimen hot pressed at $1300\text{ }^\circ\text{C}$ for 2 h at 27.6 MPa and annealed at $1200\text{ }^\circ\text{C}$ for 24 h in argon. EDS compositional spectra of (a) dark, (b) bright phases are also given; the vertical scale has been normalized to 2000 counts maximum.

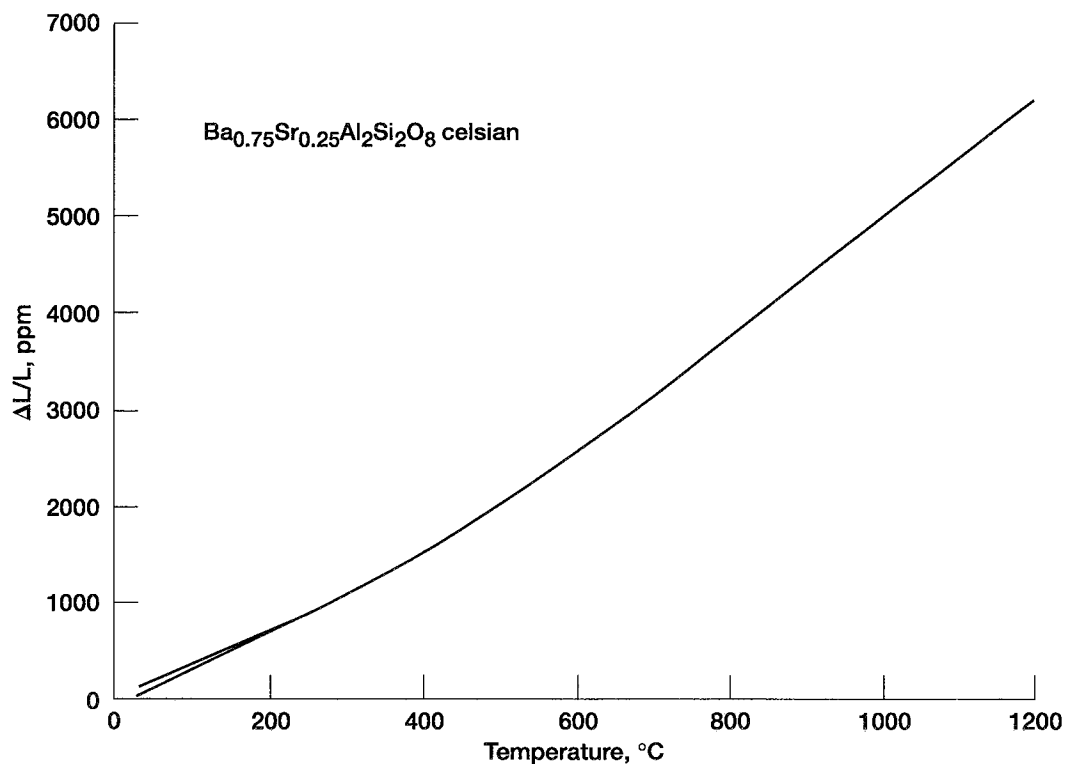


Figure 7.—Dilatometric thermal expansion curve of $Ba_{0.75}Sr_{0.25}Al_2Si_2O_8$ celsian hot pressed at 1300 °C for 2 h at 27.6 MPa.

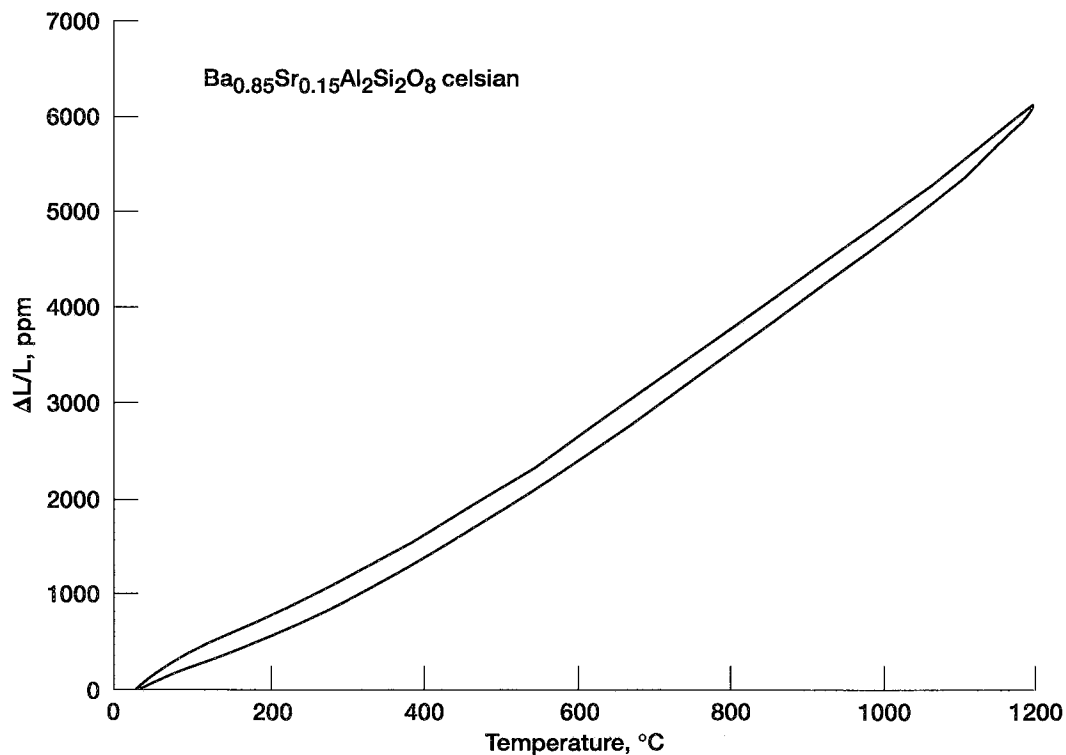


Figure 8.—Dilatometric thermal expansion curve of $Ba_{0.85}Sr_{0.15}Al_2Si_2O_8$ celsian hot pressed at 1300 °C for 3 hr at 27.6 MPa and annealed for 24 h at 1200 °C.

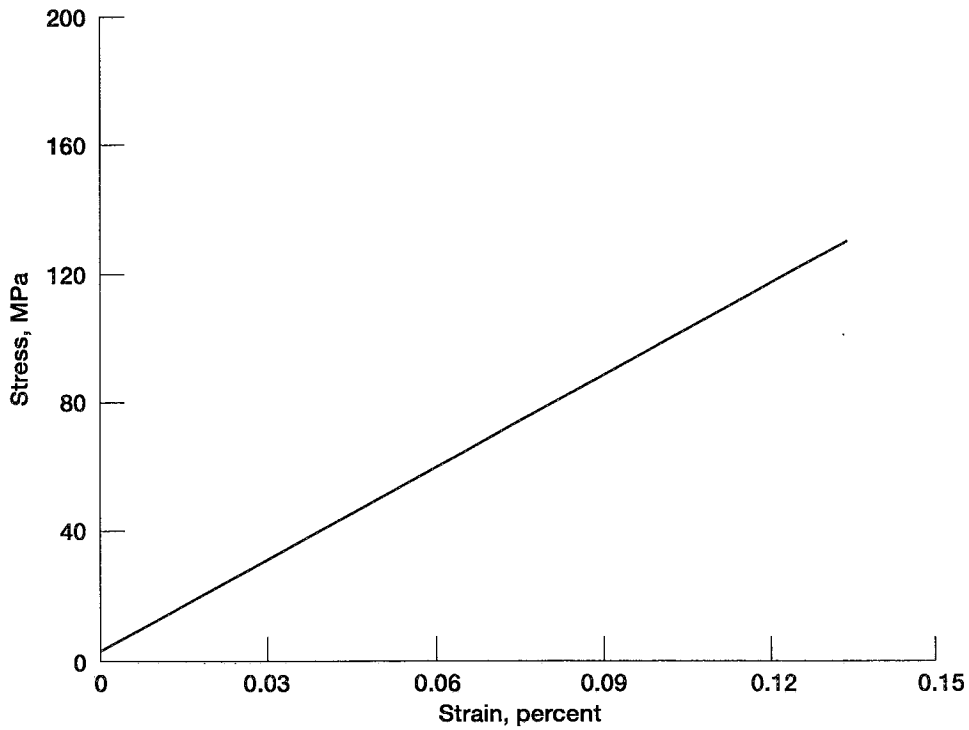


Figure 9.—Room temperature stress-strain curve of hot pressed $\text{Ba}_{0.75}\text{Sr}_{0.25}\text{Al}_2\text{Si}_2\text{O}_8$ celsian measured in four-point flexure.

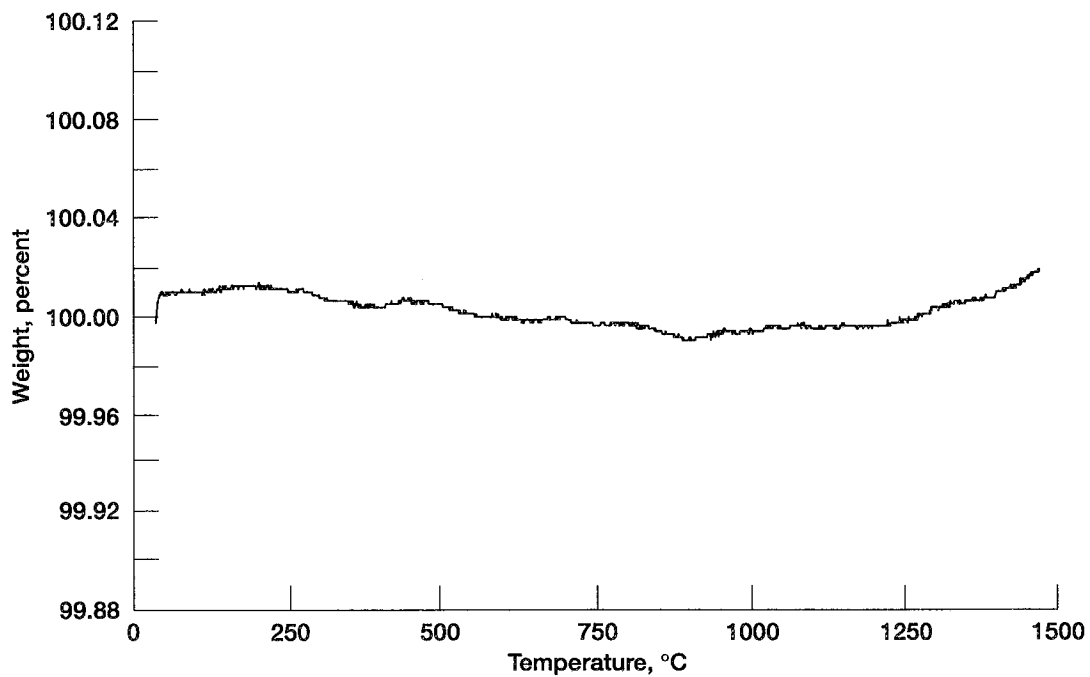


Figure 10.—TGA curve of hot pressed $\text{Ba}_{0.75}\text{Sr}_{0.25}\text{Al}_2\text{Si}_2\text{O}_8$ celsian at a heating rate of $5\text{ }^\circ\text{C}/\text{min}$ in air.

REPORT DOCUMENTATION PAGE

Form Approved
OMB No. 0704-0188

Public reporting burden for this collection of information is estimated to average 1 hour per response, including the time for reviewing instructions, searching existing data sources, gathering and maintaining the data needed, and completing and reviewing the collection of information. Send comments regarding this burden estimate or any other aspect of this collection of information, including suggestions for reducing this burden, to Washington Headquarters Services, Directorate for Information Operations and Reports, 1215 Jefferson Davis Highway, Suite 1204, Arlington, VA 22202-4302, and to the Office of Management and Budget, Paperwork Reduction Project (0704-0188), Washington, DC 20503.

1. AGENCY USE ONLY (Leave blank)	2. REPORT DATE December 1996	3. REPORT TYPE AND DATES COVERED Technical Memorandum	
4. TITLE AND SUBTITLE Solid State Synthesis and Properties of Monoclinic Celsian		5. FUNDING NUMBERS WU-505-63-12	
6. AUTHOR(S) Narottam P. Bansal		8. PERFORMING ORGANIZATION REPORT NUMBER E-10509	
7. PERFORMING ORGANIZATION NAME(S) AND ADDRESS(ES) National Aeronautics and Space Administration Lewis Research Center Cleveland, Ohio 44135-3191		10. SPONSORING/MONITORING AGENCY REPORT NUMBER NASA TM-107355	
9. SPONSORING/MONITORING AGENCY NAME(S) AND ADDRESS(ES) National Aeronautics and Space Administration Washington, DC 20546-0001		11. SUPPLEMENTARY NOTES Responsible person, Narottam P. Bansal, organization code 5130, (216) 433-3855.	
12a. DISTRIBUTION/AVAILABILITY STATEMENT Unclassified - Unlimited Subject Category 27 This publication is available from the NASA Center for AeroSpace Information, (301) 621-0390.		12b. DISTRIBUTION CODE	
13. ABSTRACT (Maximum 200 words) Monoclinic celsian of $Ba_{0.75}Sr_{0.25}Al_2Si_2O_8$ (BSAS-1) and $Ba_{0.85}Sr_{0.15}Al_2Si_2O_8$ (BSAS-2) compositions have been synthesized from metal carbonates and oxides by solid state reaction. A mixture of $BaCO_3$, $SrCO_3$, Al_2O_3 , and SiO_2 powders was precalcined at $\sim 900 - 940^\circ C$ to decompose the carbonates followed by hot pressing at $\sim 1300^\circ C$. The hot pressed BSAS-1 material was almost fully dense and contained the monoclinic celsian phase, with complete absence of the undesirable hexacelsian as indicated by x-ray diffraction. In contrast, a small fraction of hexacelsian was still present in hot pressed BSAS-2. However, on further heat treatment at $1200^\circ C$ for 24 h, the hexacelsian phase was completely eliminated. The average linear thermal expansion coefficients of BSAS-1 and BSAS-2 compositions, having the monoclinic celsian phase, were measured to be $5.28 \times 10^{-6}/^\circ C$ and $5.15 \times 10^{-6}/^\circ C$, respectively from room temperature to $1200^\circ C$. The hot pressed BSAS-1 celsian showed room temperature flexural strength of 131 MPa, elastic modulus of 96 GPa and was stable in air up to temperatures as high as $\sim 1500^\circ C$.			
14. SUBJECT TERMS Celsian; Hexacelsian; Monoclinic; Synthesis; Thermal expansion		15. NUMBER OF PAGES 16	
		16. PRICE CODE A03	
17. SECURITY CLASSIFICATION OF REPORT Unclassified	18. SECURITY CLASSIFICATION OF THIS PAGE Unclassified	19. SECURITY CLASSIFICATION OF ABSTRACT Unclassified	20. LIMITATION OF ABSTRACT

National Aeronautics and
Space Administration
Lewis Research Center
21000 Brookpark Rd.
Cleveland, OH 44135-3191

Official Business
Penalty for Private Use \$300

POSTMASTER: If Undeliverable — Do Not Return