

1N-24  
021378

NASA Technical Memorandum 107411

# Effects of Interface Modification on Mechanical Behavior of Hi-Nicalon Fiber-Reinforced Celsian Matrix Composites

Narottam P. Bansal and Jeffrey I. Eldridge  
*Lewis Research Center*  
*Cleveland, Ohio*

Prepared for the  
21st Annual Conference and Exposition on Composites,  
Advanced Ceramics, Materials, and Structures  
sponsored by the American Ceramic Society  
Cocoa Beach, Florida, January 12–16, 1997



National Aeronautics and  
Space Administration

Trade names or manufacturers' names are used in this report for identification only. This usage does not constitute an official endorsement, either expressed or implied, by the National Aeronautics and Space Administration.

## EFFECTS OF INTERFACE MODIFICATION ON MECHANICAL BEHAVIOR OF HI-NICALON FIBER-REINFORCED CELSIAN MATRIX COMPOSITES

Narottam P. Bansal\* and Jeffrey I. Eldridge  
National Aeronautics and Space Administration  
Lewis Research Center  
Cleveland, Ohio 44135-3191

Unidirectional celsian matrix composites having ~42 volume percent of uncoated or BN/SiC-coated Hi-Nicalon fibers were tested in three-point bend at room temperature. The uncoated fiber-reinforced composites showed catastrophic failure with strength of  $210 \pm 35$  MPa and a flat fracture surface. In contrast, composites reinforced with BN/SiC-coated fibers exhibited graceful failure with extensive fiber pullout. Values of first matrix cracking stress and strain were  $435 \pm 35$  MPa and  $0.27 \pm 0.01\%$ , respectively, with ultimate strength as high as 960 MPa. The elastic Young's modulus of the uncoated and BN/SiC-coated fiber-reinforced composites were measured as  $184 \pm 4$  GPa and  $165 \pm 5$  GPa, respectively. Fiber push-through tests and microscopic examination indicated no chemical reaction at the uncoated or coated fiber-matrix interface. The low strength of the uncoated fiber-reinforced composite is probably due to degradation of the fibers from mechanical surface damage during processing. Because both the coated and uncoated fiber reinforced composites exhibited weak interfaces, the beneficial effect of the BN-SiC dual layer is primarily the protection of fibers from mechanical damage during processing.

### INTRODUCTION

Fiber-reinforced ceramic matrix composites are being developed<sup>1,2</sup> for high temperature structural applications in aerospace, energy conservation, power generation, nuclear, petrochemical, and other industries. A number of glass and glass-ceramic matrices reinforced with continuous fibers having high strength and high modulus have been reported<sup>1,2</sup> over the last two decades. Monoclinic celsian is a refractory material showing good oxidation resistance, phase stability up to ~1600 °C, and low values of dielectric constant and loss tangent. It is, therefore, a promising matrix material<sup>3-5</sup> for reinforcement with ceramic fibers for high temperature structural composites. Processing and properties of celsian glass-ceramic matrix composites reinforced with large diameter CVD SiC SCS-6 monofilaments,<sup>6-8</sup> multifilament small diameter Nicalon,<sup>9</sup> and HPZ fibers<sup>10</sup> have been described earlier. The details of fabrication of Hi-Nicalon fiber-reinforced celsian matrix composites have been reported elsewhere.<sup>11</sup> In order to achieve stoichiometric composition, the celsian matrix was synthesized<sup>3,11</sup> by solid state reaction between the metal oxides.

The objective of the present study was to investigate the effects of fiber-matrix interface modification on the properties of small diameter Hi-Nicalon fiber-reinforced celsian matrix composites. Room temperature mechanical properties of Hi-Nicalon/celsian and Hi-Nicalon/BN/SiC/celsian composites were measured in three-point flexure. The fiber/matrix interface was characterized by microscopy and also by fiber push-through tests.

## MATERIALS AND EXPERIMENTAL METHODS

Polymer derived Hi-Nicalon fiber tows (1800 denier, 500 filaments/tow) with low oxygen content from Nippon Carbon Co. were used as the reinforcement. According to the manufacturer, these fibers<sup>12,13</sup> have an average diameter of  $\sim 14 \mu\text{m}$  and chemical composition (wt. %) of 62.4% Si, 37.1% C, and 0.5% O with C/Si atomic ratio of  $\sim 1.39$ . The Hi-Nicalon fibers mainly consist of SiC microcrystals and amorphous carbon and show room temperature tensile strength of  $\sim 2.8 \text{ GPa}$  and elastic modulus of  $270 \text{ GPa}$ . Both as received Hi-Nicalon fibers as well as those having a dual surface layer of BN overcoated with SiC were used. The fiber surface coatings were applied by a commercial vendor using a continuous chemical vapor deposition (CVD) reactor. The BN coating was deposited at  $\sim 1000 \text{ }^\circ\text{C}$  utilizing a proprietary precursor and was amorphous to partly turbostratic in nature. A thin overcoating of SiC was also deposited by CVD to the BN-coated fibers. The SiC layer was crystalline. The nominal coating thicknesses were  $0.4 \mu\text{m}$  for BN, and  $0.3 \mu\text{m}$  for SiC. The function of the BN interfacial layer is to act as a weak, crack deflecting phase, while that of the SiC overcoat is to act as a barrier to diffusion of boron from BN into the BSAS oxide matrix and also to diffusion of matrix elements into the fiber. The polyvinyl alcohol (PVA) sizing on the as-received fibers was burned off in air by passing through a tube furnace.

The fiber-reinforced composites were fabricated by impregnation of the fiber tows with the matrix slurry as described earlier.<sup>11</sup> The precursor to the celsian matrix of  $0.75\text{BaO}-0.25\text{SrO}-\text{Al}_2\text{O}_3-2\text{SiO}_2$  composition was synthesized by a solid state reaction method as reported elsewhere.<sup>3</sup> The precursor powder consisted<sup>3</sup> of mainly  $\text{SiO}_2$  ( $\alpha$ -quartz) and  $\text{BaAl}_2\text{O}_4$  phases with small amounts of  $\text{Ba}_2\text{SiO}_4$ ,  $\alpha\text{-Al}_2\text{O}_3$ , and  $\text{Ba}_2\text{Sr}_2\text{Al}_2\text{O}_7$  also present. This powder was made into a slurry by dispersing in an organic solvent and ball milling along with various organic additives which acted as binder, surfactant, deflocculant and plasticizer. Tows of BN/SiC-coated or as-received, but desized, Hi-Nicalon fibers were spread using rollers and coated with the matrix precursor by passing through a slurry. Excess slurry was squeezed out of the fiber tow before winding it (26 fiber tows/inch) on a rotating drum. The prepreg tape was allowed to dry and cut to size. Unidirectional fiber-reinforced composites were prepared by prepreg tape lay up (12 plies) and warm pressing which resulted in a "green" composite. The fugitive organics were slowly burned out of the sample in air, followed by hot pressing under vacuum in a graphite die. The resulting composites were almost fully dense. The oxide precursor was converted into the desired monoclinic celsian phase in situ during hot pressing. The hot pressed fiber-reinforced composite panel was surface polished and sliced into test bars ( $\sim 50.4 \text{ mm} \times 6.4 \text{ mm} \times 1.9 \text{ mm}$ ) for mechanical testing.

X-ray diffraction (XRD) patterns were recorded at room temperature using a step scan procedure ( $0.02^\circ/2\theta$  step, time per step 0.5 or 1 s) on a Philips ADP-3600 automated diffractometer equipped with a crystal monochromator employing copper  $K_\alpha$  radiation. Density was measured from dimensions and mass as well as by the Archimedes method. Microstructures of the polished cross-sections and fracture surfaces were observed in an optical microscope as well as by a JEOL JSM-840A scanning electron microscope (SEM). Prior to analysis, a thin carbon coating was evaporated onto the SEM specimens to provide for electrical conductivity. Mechanical properties were determined from stress-strain curves recorded in three-point flexure using an Instron machine at a cross-head speed of  $0.127 \text{ cm/min}$  ( $0.05 \text{ in./min}$ ) and support span (L) of  $40 \text{ mm}$ . Strain gauges were glued to the tensile surfaces of the flexure test bars. The first matrix cracking stress was calculated from the stress-strain curves where the curve deviates from linearity. The elastic modulus of the composite was determined from the linear portion of the stress-strain curve.

Fiber push-through tests were performed using a desktop apparatus previously described,<sup>14</sup> but with the addition of a pair of capacitance displacement gauges for displacement measurements. Thin sections of the composites, cut normal to the fiber axis with a diamond saw, and polished down to a  $0.1 \mu\text{m}$  finish on both top and bottom faces were used. Fibers aligned above  $300 \mu\text{m}$  wide channels in the sample support were pushed with a conical diamond indenter ( $70^\circ$  included angle)

with a 10  $\mu\text{m}$  diameter flat base. Load-displacement and acoustic emission measurements were collected at 50 ms intervals by a computer. The push through curves consisted of applied load plotted versus measured displacement (averaged from two symmetrically placed capacitance gauges). Over twenty fibers were pushed out in different regions of the specimen. Tests were performed at room temperature in ambient atmosphere (relative humidity  $\sim 50\%$ ).

## RESULTS AND DISCUSSION

### Microstructural Analysis

SEM micrographs taken from the polished cross-sections of the unidirectional composites containing uncoated and the BN/SiC-coated Hi-Nicalon fibers are shown in Fig. 1. Uniform fiber distribution and good matrix infiltration within the fiber tows which are evident in Fig. 1, result in high composite density. Occasional pores, particularly within the fiber tows, are present. The manufacturer reports an average fiber diameter of  $\sim 14 \mu\text{m}$ , but a large variation in the diameter of the filaments within a fiber tow can be seen. The BN/SiC surface coating has been detached from some of the fibers during metallography or composite processing which may lead to adverse reactions between the fibers and the oxide matrix at high temperature resulting in strong fiber-matrix bonding.

XRD patterns taken from the polished surface of the hot pressed composites indicated the presence of monoclinic celsian as the only crystalline phase. This implies that the desired,

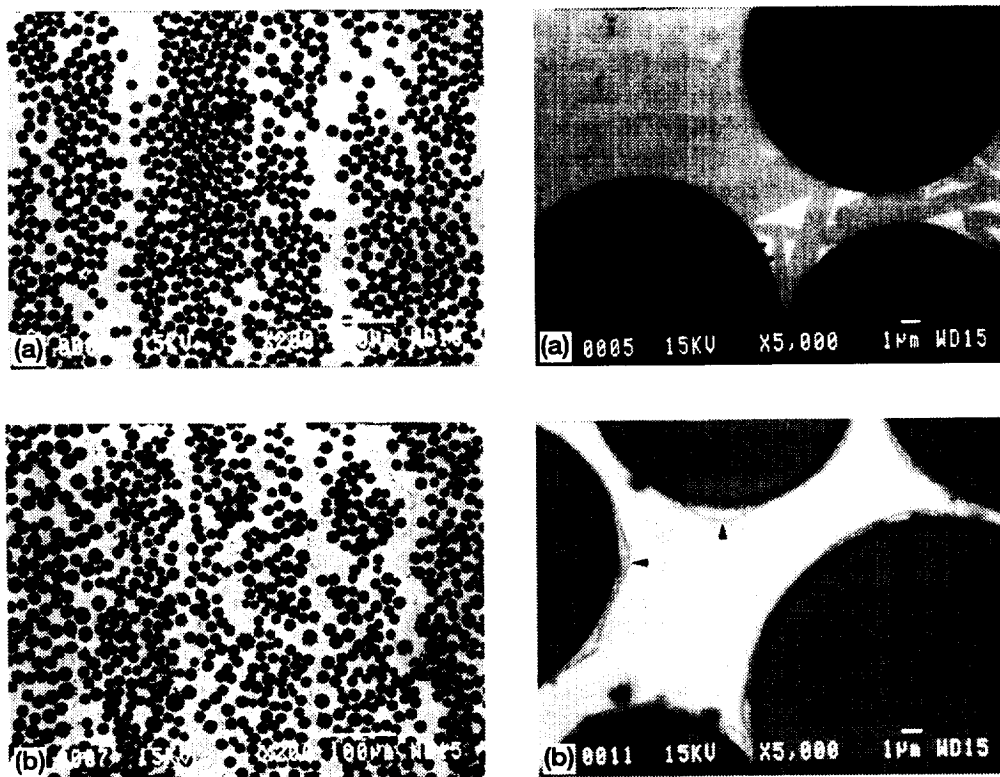


Figure 1.—SEM micrographs showing polished cross-section of unidirectional (a) Hi-Nicalon(uncoated)/BSAS composite and (b) Hi-Nicalon/BN/SiC/BSAS composite.

thermodynamically stable, monoclinic celsian phase is formed *in situ*, from the mixed oxide precursor, during hot pressing of the composite. The undesired hexacelsian phase was not detected from XRD. However, the presence of a second matrix phase, not yet identified, is evident from the micrographs of Fig. 1. The fraction of this phase should be less than ~5% as it was not detected by XRD.

### Mechanical Properties

The fiber volume fraction in the hot pressed composite panels was calculated to be ~0.42. Typical stress-strain curves recorded in three-point flexure of the composites reinforced with uncoated and BN/SiC-coated Hi-Nicalon fibers are shown in Fig. 2 and 3, respectively. The stress-strain curve for a hot pressed BSAS monolith is also shown for comparison. The monolith shows a modulus of 96 GPa, flexural strength of 131 MPa and fails in a brittle mode as expected. The uncoated fiber reinforced composite also shows catastrophic failure with flexure strength of 180-245 MPa and elastic modulus of  $\sim 184 \pm 4$  GPa. In contrast, the BN/SiC-coated fiber-reinforced composite shows graceful failure. The values of first matrix cracking stress,  $\sigma_{mc}$ , and the first matrix cracking strain,  $\epsilon_{mc}$ , were measured to be  $435 \pm 35$  MPa and  $0.27 \pm 0.01\%$ , respectively. The elastic modulus was calculated to be  $\sim 165 \pm 5$  GPa. Composite ultimate strength as high as 960 MPa has been observed. Room temperature mechanical properties of the various composites of this study are given in Table I. The composite containing BN/SiC-coated fibers had a lower modulus than the uncoated fiber-reinforced composite due to the presence of the BN layer.

SEM micrographs of fracture surfaces of the uncoated and BN-SiC coated fiber-reinforced composites, after the three-point flexure tests, are shown in Fig. 4 and 5, respectively. Extensive long lengths of fiber pullout are observed in the Hi-Nicalon/BN/SiC/BSAS composite indicating toughening behavior. In contrast, the fracture surface of the uncoated fiber-reinforced composite shows little fiber pullout consistent with the observed catastrophic failure. One possible reason for this behavior could be strong bonding of the uncoated fibers with the oxide matrix during hot pressing. Another possible explanation for such a low strength of the uncoated fiber-reinforced composites could be mechanical damage to the fibers during composite processing resulting in fiber strength degradation. An SEM micrograph (Fig. 6) of polished cross-section of a Hi-Nicalon/BN/SiC/BSAS composite, after the flexure test, shows debonding at the fiber-matrix interface and crack deflection around the reinforcing fibers.

### Fiber-Matrix Interface

For tough composites, the fiber-matrix interface must be sufficiently weak to allow debonding at the interface, yet strong enough for effective load transfer from the matrix to the fiber. To help understand the large differences observed in the mechanical behavior of the two composites with different interfaces, differences in fiber debonding and frictional sliding stresses at the fiber-matrix interface were evaluated along with the underlying microstructure.

Fig. 7 shows typical fiber push-through load/displacement curves, along with detected acoustic emission, for the uncoated and BN/SiC coated fiber-reinforced composites. Both plots show two debonding events. The initial debonding event, associated with initial displacement of the top fiber end, occurs where the load displacement curve first deviates from linearity (with a simultaneous small acoustic emission event); this corresponds to debond initiation and the corresponding applied load is labeled  $P_{initial\ debond}$ . After this, the load/displacement curve continues with a lower slope as the debonded length of interface propagates under increasing load until an abrupt load decrease (accompanied by a large acoustic emission event) is observed corresponding to debonding of the entire fiber length. The peak load attained immediately preceding debond completion is labeled  $P_{final\ debond}$ . The load measured immediately after the load drop is due

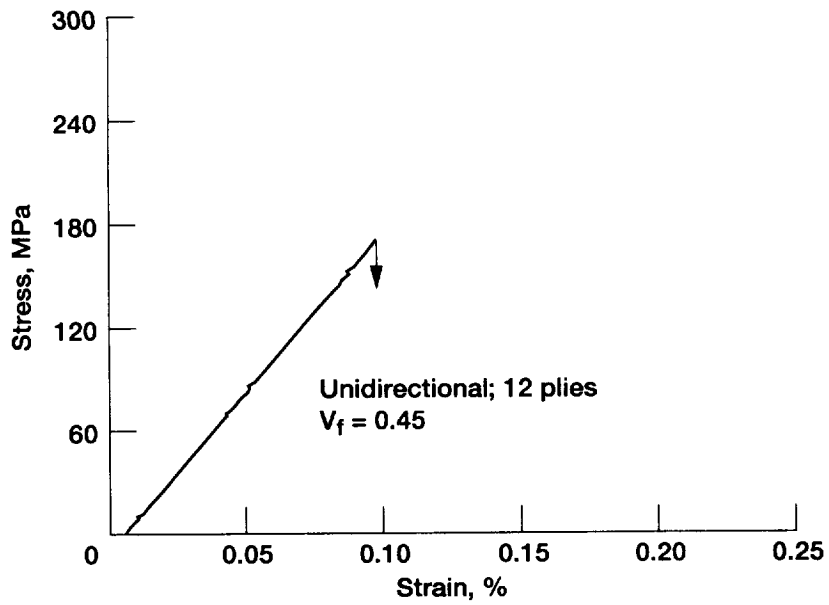


Figure 2.—Stress-strain curve recorded in 3-point flexure for a unidirectional Hi-Nicalon(uncoated)/BSAS composite.

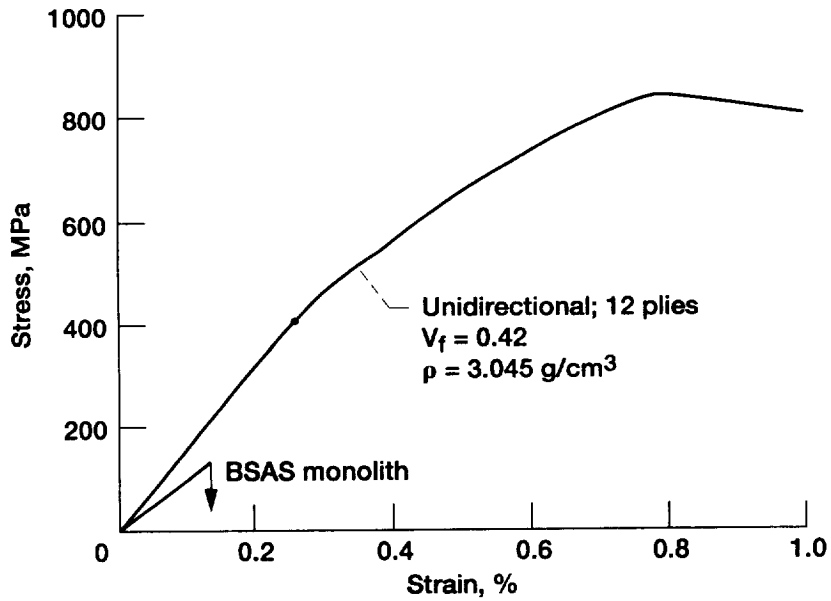


Figure 3.—Stress-strain curves for BSAS monolith and a unidirectional Hi-Nicalon/BN/SiC/BSAS composite tested in 4- and 3-point bend, respectively.

Table I. Room Temperature Mechanical Properties of Hi-Nicalon Fiber-Reinforced  
 $B_{40.75}Sr_{0.25}Al_2Si_2O_8$  Celsian Composites  
 [Unidirectional; 12 Plies]

Sample #	Fiber coating	Fiber content, $V_f$	Density, $\rho$ , (g/cm <sup>3</sup> )	Elastic modulus, E (GPa)	Yield stress, $\sigma_y$ (MPa)	Yield strain, $\epsilon_y$ (%)	Ultimate stress, $\sigma_u$ (MPa)	Ultimate strain, $\epsilon_u$ (%)
HI-NIC-BSAS-9-13-95	None	0.45	2.90	183 188	-- --	-- --	202 215	0.110 0.115
HI-BSAS-9-26-95	None	0.42	2.99	181 184	-- --	-- --	181 246	0.100 0.133
HI-BSAS-10-11-95	None	0.45	3.01	184 186	-- --	-- --	172 219	0.096 0.117
HI-NIC-BSAS-1-29-96	BN/SiC	0.43	3.05	168 159	468 405	0.283 0.258	958 850	0.661 0.801
HI-NIC-BSAS-1-31-96	BN/SiC	0.43	3.09	170 165	436 464	0.264 0.283	862 960	0.583 0.771

\*Measured in 3-point flexure.



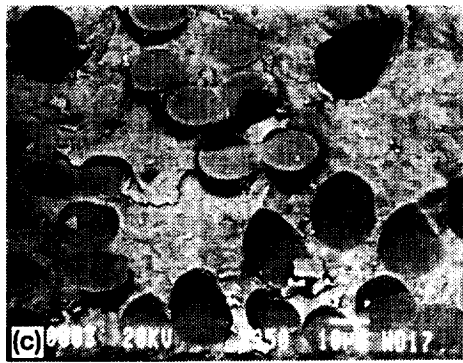




Figure 4.—SEM micrographs from the fracture surface of a unidirectional Hi-Nicalon(uncoated)/BSAS composite.

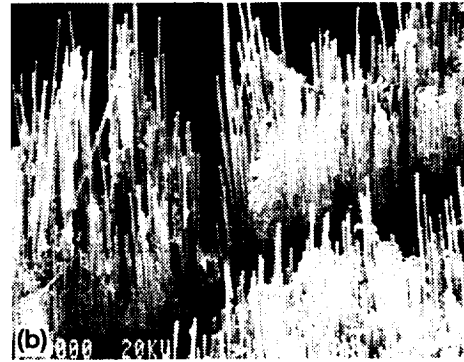



Figure 5.—SEM micrographs from the fracture surfaces of unidirectional Hi-Nicalon/BN/SiC/BSAS composites showing extensive fiber pullout.



Figure 6.—SEM micrograph from the polished cross-section of a failed Hi-Nicalon/BN/SiC/BSAS composite after the flexure test.

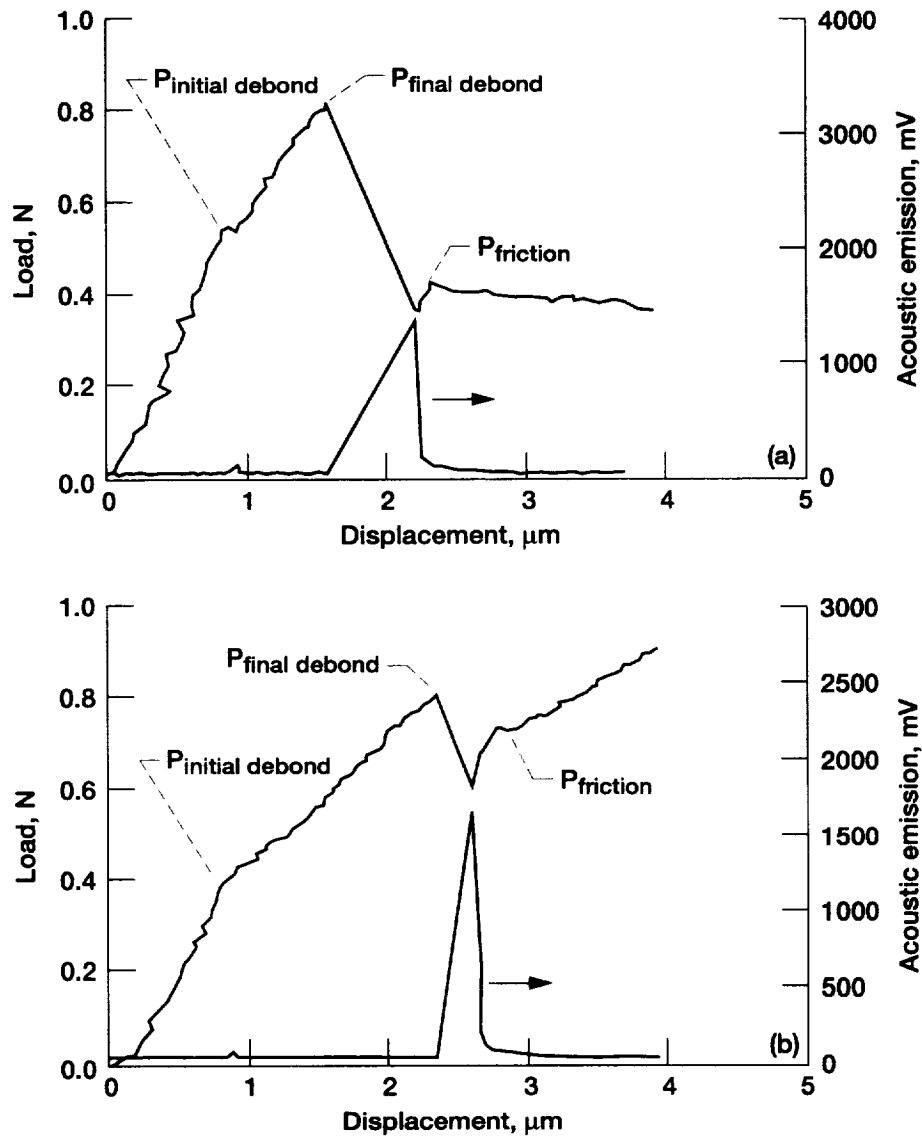


Figure 7.—Typical load vs. displacement curves for fiber pushout in Hi-Nicalon/BSAS composites; (a) uncoated fiber and (b) BN/SiC coated fiber composites. Also shown is the acoustic emission signal.

Table II: Summary of Fiber Push-Through Results

Specimen	Thickness, mm	No. of tests	$\sigma_{\text{initial debond}}$ (GPa)	$\sigma_{\text{final debond}}$ (GPa)	$\tau_{\text{friction}}$ (MPa)
No fiber coating	0.20	24	$1.97 \pm 0.33$	$2.93 \pm 0.58$	$30.8 \pm 6.9$
BN-SiC fiber coating	0.21	30	$1.48 \pm 0.20$	$2.84 \pm 0.48$	$52.1 \pm 9.9$

solely to frictional resistance to sliding of the entire fiber length and is labeled  $P_{friction}$ . On continued fiber sliding, the frictional sliding load was fairly stable for the uncoated fiber reinforced composite whereas the frictional sliding loads tended to increase for the BN-SiC coated fiber reinforced composite.

Table II summarizes the results of the push-through tests, giving the 95% confidence interval about each mean value. Because of the variation in fiber diameters, applied compressive stress,  $\sigma = P/(\pi r_{fiber}^2)$ , is reported rather than applied load, P for fiber-matrix debonding. The average interfacial frictional sliding stress,  $\tau_{friction}$ , was calculated by simply dividing the applied load,  $P_{friction}$ , by the nominal contact area between the fiber and the matrix:

$$\tau_{friction} = \frac{P_{friction}}{2\pi r_{fiber} t} \quad (1)$$

where  $r_{fiber}$  is the fiber radius, t is the specimen thickness. This equation assumes a uniform interfacial shear stress along the length of the fiber/matrix interface when the entire length of the fiber is sliding.

Results in Table II surprisingly indicate that the presence of the BN-SiC coating did not have a very pronounced effect on the fiber push-through behavior. Compared to the composite with uncoated fibers, the composite with BN-SiC coated fibers showed a very modest decrease in the applied stress necessary for debond initiation ( $\sigma_{initial\ debond}$ ), and no significant difference in the peak debond stress ( $\sigma_{final\ debond}$ ). Also  $\tau_{friction}$  values indicate that the uncoated fibers slid more easily after debonding than the coated fibers. This is surprising because the uncoated fiber-reinforced composite showed brittle failure, suggesting a strongly bonded fiber/matrix interface. The most pronounced effect of the BN/SiC fiber coating was the continuous increase in  $\tau_{friction}$  with additional fiber sliding, whereas  $\tau_{friction}$  for the uncoated fiber-reinforced composite remain relatively constant. The increase in  $\tau_{friction}$  with continued fiber sliding for the BN/SiC coated fiber-reinforced composite, suggests the occurrence of interfacial wear during fiber sliding.<sup>14</sup> A build-up of wear debris between the sliding fiber and matrix would tend to make fiber sliding increasingly difficult. This explanation is supported by SEM micrographs of the pushed-in coated-fibers that consistently showed debris along the exposed matrix-hole-wall resulting from the tearing/shredding of the fiber coating. In contrast, inspection of the pushed-in uncoated fibers showed no such debris.

There was no strong reaction between the uncoated Hi-Nicalon fibers and the BSAS matrix during processing, as supported by the modest applied stresses required to initiate fiber debonding (Table II) as well as the clean fiber/matrix separation observed in SEM micrographs of pushed-through fibers. The subtle differences in fiber/matrix bonding in the two composites do not account for the large observed differences in their mechanical behavior. A possible explanation for the low strength and flat fracture surface of the uncoated fiber-reinforced composite could be degradation of the fibers from mechanical surface damage during processing. While both the coated and uncoated fibers provide a weak interface, the BN-SiC dual layer also protects the fiber surface from mechanical damage during processing. To substantiate this, evaluation of fiber strength in the hot pressed composites from measurements of their fracture mirror radii is in progress. Strength of fibers extracted from the composites by leaching away the matrix in HF acid is also being measured. Unidirectional Hi-Nicalon (uncoated) fiber-reinforced lithium aluminosilicate (LAS) glass-ceramic composites containing 50 volume per cent fibers and processed at 1360 °C for 40 min. exhibited<sup>16</sup> room temperature three-point flexural strength of 1158 MPa. The fibers extracted from the composite by dissolving the LAS matrix in HF acid showed 20-25% reduction in tensile strength.<sup>16</sup> Similar strength loss has also been observed for Ceramic Grade Nicalon fibers extracted from LAS glass-ceramic matrix composites<sup>17</sup>. After heat treatment at 1300 °C for 30 min. in argon, ~25% loss in strength was observed for Hi-Nicalon fibers.<sup>16</sup> However, this much reduction in fiber strength is not sufficient to explain the

differences in strengths of the composites of the present study. Perhaps, the BN-SiC dual layer also contributes secondarily by reducing stress concentrations at the fiber surface and lowering residual stresses in the composite.

#### **SUMMARY**

Uncoated and BN/SiC-coated Hi-Nicalon fiber-reinforced monoclinic celsian matrix composites have been produced by impregnation of the matrix slurry into fiber tows followed by hot pressing. Almost fully dense unidirectional composites containing ~42 volume percent of fibers have been obtained. The uncoated fiber-reinforced composites exhibited monolithic-like failure with three-point flexural strength of 180-245 MPa. In contrast, the composites containing coated-fibers showed graceful failure with a first matrix cracking stress of  $435 \pm 35$  MPa and an ultimate strength as high as 960 MPa. Values of the elastic Young's modulus were measured to be ~184 GPa and ~165 GPa for the composites containing uncoated and BN/SiC-coated fibers, respectively. No chemical reaction was observed between the fiber and the matrix during composite processing as indicated by modest stresses required to initiate fiber debonding as well as clean and smooth surfaces of the pushed out fibers.

#### **CONCLUSIONS AND FUTURE RESEARCH**

It may be concluded that reinforcement of the monoclinic celsian with BN/SiC-coated Hi-Nicalon fibers results in strong, tough, and almost fully dense composites. However, reinforcement with the uncoated Hi-Nicalon fibers yields a weak composite material probably due to strength degradation of the fibers from surface damage during hot pressing. While both the uncoated and BN-SiC coated fibers provide a weak interface, the BN layer is needed to protect the fibers from mechanical damage. The increased frictional sliding stresses observed for the BN-SiC coated fibers will result in a more effective load transfer from the matrix to the fiber.

Future research will involve the investigation of the mechanical properties (tensile strength, creep, fatigue, etc.) of unidirectional and cross-ply Hi-Nicalon/BN/SiC/celsian composites at elevated temperatures in air and inert environments. The effects of high temperature annealing on room temperature residual strength and fiber-matrix interface bonding will also be studied.

#### **Acknowledgments**

Thanks are due to John Setlock for composite processing, to Ron Phillips for flexure strength measurements and to Ralph Garlick for X-ray diffraction analysis.

#### **REFERENCES**

1. K. M. Prewo, "Fiber Reinforced Glasses and Glass-Ceramics"; pp. 336-368 in *Glasses and Glass-Ceramics*, Edited by M. H. Lewis, Chapman and Hall, New York, 1989.
2. J. J. Brennan, "Glass and Glass-Ceramic Matrix Composites"; pp. 222-259 in *Fiber Reinforced Ceramic Composites*, Edited by K. S. Mazdidasni, Noyes, Park Ridge, NJ, 1990
3. N. P. Bansal, "Solid State Synthesis and Properties of Monoclinic Celsian," NASA TM-107355 (1996).
4. N. P. Bansal and C. H. Drummond III, "Kinetics of Hexacelsian-to-Celsian Phase Transformation in  $\text{SrAl}_2\text{Si}_2\text{O}_8$ ," *J. Am. Ceram. Soc.*, 76[5] 1321-1324 (1993).
5. N. P. Bansal, M. J. Hyatt, and C. H. Drummond III, "Crystallization and Properties of Sr-Ba Aluminosilicate Glass-Ceramic Matrices," *Ceram. Eng. Sci. Proc.*, 12[7-8] 1222-1234 (1991).
6. N. P. Bansal, "Ceramic Fiber-Reinforced Glass-Ceramic Matrix Composite," U. S. Patent 5,214,004, May 25, 1993.

7. N. P. Bansal, "Method of Producing a Ceramic Fiber-Reinforced Glass-Ceramic Matrix Composite," U. S. patent, 5,281,559, January 25, 1994.
8. N. P. Bansal, "CVD SiC Fiber-Reinforced Barium Aluminosilicate Glass-Ceramic Matrix Composites," *Mater. Sci. Eng. A*, 220 [1-2], 129-139 (1996).
9. N. P. Bansal, P. McCluskey, G. Linsey, D. Murphy, and G. Levan, "Nicalon Fiber-Reinforced Celsian Glass-Ceramic Matrix Composites," *Proceedings of Annual HITEMP Review*, Cleveland, OH, October 23-25, 1995. NASA CP 10178, Vol. III, pp. 41-1 to 41-14 (1995).
10. N. P. Bansal, "Processing and Properties of HPZ Fiber-Reinforced Celsian Glass-Ceramic Matrix Composites," in preparation.
11. N. P. Bansal and J. A. Setlock, "Processing of Small Diameter Fiber-Reinforced Celsian Composites," NASA TM 107356 (1996).
12. M. Takeda, J. Sakamoto, Y. Imai, H. Ichikawa, and T. Ishikawa, "Properties of Stoichiometric Silicon Carbide Fiber Derived from Polycarbosilane," *Ceram. Eng. Sci. Proc.*, 15 [4], 133-141 (1994).
13. M. Takeda, J. Sakamoto, S. Saeki, Y. Imai, and H. Ichikawa, "High Performance Silicon Carbide Fiber Hi-Nicalon for Ceramic matrix Composites," *Ceram. Eng. Sci. Proc.*, 16 [4], 37-44 (1995).
14. J. I. Eldridge, "Desktop Fiber Push-Out Apparatus," NASA TM 105341 (1991).
15. J. I. Eldridge and B. T. Ebihara, "Fiber Push-out Testing Apparatus for Elevated Temperatures," *J. Mater. Res.*, 9[4], 1035-1042 (1994).
16. W. K. Tredway, "Hi-Nicalon SiC Fiber Reinforced Glass and Glass-Ceramic Matrix Composites," *Ceram. Eng. Sci. Proc.*, 17 [4], 291-298 (1996).
17. K. M. Prewo, "Tension and Flexural Strength of Silicon Carbide Fiber-Reinforced Glass Ceramics," *J. Mater. Sci.*, 21[10], 3590-3600 (1986).

# REPORT DOCUMENTATION PAGE

Form Approved  
OMB No. 0704-0188

Public reporting burden for this collection of information is estimated to average 1 hour per response, including the time for reviewing instructions, searching existing data sources, gathering and maintaining the data needed, and completing and reviewing the collection of information. Send comments regarding this burden estimate or any other aspect of this collection of information, including suggestions for reducing this burden, to Washington Headquarters Services, Directorate for Information Operations and Reports, 1215 Jefferson Davis Highway, Suite 1204, Arlington, VA 22202-4302, and to the Office of Management and Budget, Paperwork Reduction Project (0704-0188), Washington, DC 20503.

<b>1. AGENCY USE ONLY (Leave blank)</b>		<b>2. REPORT DATE</b> February 1997	<b>3. REPORT TYPE AND DATES COVERED</b> Technical Memorandum	
<b>4. TITLE AND SUBTITLE</b> Effects of Interface Modification on Mechanical Behavior of Hi-Nicalon Fiber-Reinforced Celsian Matrix Composites			<b>5. FUNDING NUMBERS</b>  WU-523-21-13	
<b>6. AUTHOR(S)</b>  Narottam P. Bansal and Jeffrey I. Eldridge				
<b>7. PERFORMING ORGANIZATION NAME(S) AND ADDRESS(ES)</b>  National Aeronautics and Space Administration Lewis Research Center Cleveland, Ohio 44135-3191			<b>8. PERFORMING ORGANIZATION REPORT NUMBER</b>  E-10642	
<b>9. SPONSORING/MONITORING AGENCY NAME(S) AND ADDRESS(ES)</b>  National Aeronautics and Space Administration Washington, D.C. 20546-0001			<b>10. SPONSORING/MONITORING AGENCY REPORT NUMBER</b>  NASA TM-107411	
<b>11. SUPPLEMENTARY NOTES</b>  Prepared for the 21st Annual Conference and Exposition on Composites, Advanced Ceramics, Materials, and Structures sponsored by the American Ceramic Society, Cocoa Beach, Florida, January 12-16, 1997. Responsible person, Narottam P. Bansal, organization code 5130, (216) 433-3855.				
<b>12a. DISTRIBUTION/AVAILABILITY STATEMENT</b>  Unclassified - Unlimited Subject Category 24  This publication is available from the NASA Center for Aerospace Information, (301) 621-0390.			<b>12b. DISTRIBUTION CODE</b>	
<b>13. ABSTRACT (Maximum 200 words)</b>  Unidirectional celsian matrix composites having ~42 volume percent of uncoated or BN/SiC-coated Hi-Nicalon fibers were tested in three-point bend at room temperature. The uncoated fiber-reinforced composites showed catastrophic failure with strength of $210 \pm 35$ MPa and a flat fracture surface. In contrast, composites reinforced with BN/SiC-coated fibers exhibited graceful failure with extensive fiber pullout. Values of first matrix cracking stress and strain were $435 \pm 35$ MPa and $0.27 \pm 0.01\%$ , respectively, with ultimate strength as high as 960 MPa. The elastic Young's modulus of the uncoated and BN/SiC-coated fiber-reinforced composites were measured as $184 \pm 4$ GPa and $165 \pm 5$ GPa, respectively. Fiber push-through tests and microscopic examination indicated no chemical reaction at the uncoated or coated fiber-matrix interface. The low strength of the uncoated fiber-reinforced composite is probably due to degradation of the fibers from mechanical surface damage during processing. Because both the coated and uncoated fiber reinforced composites exhibited weak interfaces, the beneficial effect of the BN-SiC dual layer is primarily the protection of fibers from mechanical damage during processing.				
<b>14. SUBJECT TERMS</b>  Composites; Fibers; Interface; Mechanical properties; Celsian; Ceramics			<b>15. NUMBER OF PAGES</b> 13	
			<b>16. PRICE CODE</b> A03	
<b>17. SECURITY CLASSIFICATION OF REPORT</b> Unclassified	<b>18. SECURITY CLASSIFICATION OF THIS PAGE</b> Unclassified	<b>19. SECURITY CLASSIFICATION OF ABSTRACT</b> Unclassified	<b>20. LIMITATION OF ABSTRACT</b>	