

NASA Technical Memorandum 4787

# Thermal Conductivity Database of Various Structural Carbon-Carbon Composite Materials

---

*Craig W. Ohlhorst, Wallace L. Vaughn, Philip O. Ransone, and Hwa-Tsu Tsou  
Langley Research Center • Hampton, Virginia*

National Aeronautics and Space Administration  
Langley Research Center • Hampton, Virginia 23681-2199

November 1997

The use of trademarks or names of manufacturers in this report is for accurate reporting and does not constitute an official endorsement, either expressed or implied, of such products or manufacturers by the National Aeronautics and Space Administration.

Available electronically at the following URL address: <http://techreports.larc.nasa.gov/ltrs/ltrs.html>

Printed copies available from the following:

NASA Center for AeroSpace Information  
800 Elkridge Landing Road  
Linthicum Heights, MD 21090-2934  
(301) 621-0390

National Technical Information Service (NTIS)  
5285 Port Royal Road  
Springfield, VA 22161-2171  
(703) 487-4650

## **Contents**

Abbreviations .....	v
Abstract .....	1
Introduction .....	1
Experimental Procedures .....	1
Results .....	3
Concluding Remarks .....	3
References .....	3
Tables .....	4
Figures .....	33



## **Abbreviations**

C-C	carbon-carbon composites
CCAT	Carbon-Carbon Advanced Technologies
CVD	chemical vapor deposition
CVI	chemical vapor infiltration
Condit	conditioning
FAW	fabric areal weight
fab	fabrication
HSW	harness satin weave
HT	heat treatment
ip	in-plane
LaRC	Langley Research Center
LoPIC	Low-pressure Pitch Impregnation and Carbonization
Max	maximum
orth	orthogonal
PPC	preceramic polymer coating
t-t-t	through-the-thickness
temp	temperature
3-D	three-dimensional



## Abstract

*Advanced thermal protection materials envisioned for use on future hypersonic vehicles will likely be subjected to temperatures in excess of 1811 K (2800°F) and, therefore, will require the rapid conduction of heat away from the stagnation regions of wing leading edges, the nose cap area, and from engine inlet and exhaust areas. Carbon-carbon composite materials are candidates for use in advanced thermal protection systems. For design purposes, high temperature thermophysical property data are required, but a search of the literature found little thermal conductivity data for carbon-carbon materials above 1255 K (1800°F). Because a need was recognized for in-plane and through-the-thickness thermal conductivity data for carbon-carbon composite materials over a wide temperature range, Langley Research Center (LaRC) embarked on an effort to compile a consistent set of thermal conductivity values from room temperature to 1922 K (3000°F) for carbon-carbon composite materials on hand at LaRC for which the precursor materials and thermal processing history were known. This report documents the thermal conductivity data generated for these materials. In-plane thermal conductivity values range from 10 to 233 W/m-K, whereas through-the-thickness values range from 2 to 21 W/m-K.*

## Introduction

Advanced thermal protection systems envisioned for use on future hypersonic vehicles will likely be subjected to temperatures in excess of 1811 K and, therefore, will require the rapid conduction of heat away from the stagnation regions of wing leading edges, the nose cap area, and from engine inlet and exhaust areas. Carbon-carbon (C-C) composite materials are lightweight, retain their strength at high temperatures, and have high and tailorable thermal conductivity. These characteristics make them attractive candidates as advanced thermal system materials.

Carbon-carbon composites comprise a family of materials having a carbon matrix reinforced with carbon fibers. A large variety of both fibers and matrix precursor materials is used. The choice of precursor materials and the thermal processing used to fabricate the composites are major factors which determine the thermophysical properties of the materials. Availability of this information enables the user (designer or researcher) to better utilize the thermophysical property data and allows for more meaningful comparisons between data sets. A search of the literature found little thermal conductivity data for C-C materials above 1255 K. In some instances, thermal conductivity data were reported, but an adequate description of the precursor materials and the thermal processing history was not reported.

Because a need was recognized for in-plane and through-the-thickness thermal conductivity data for C-C composite materials over a wide temperature range, Langley Research Center (LaRC) embarked on an effort to compile a consistent set of thermal conductivity values from room temperature to 1922 K for C-C composite materials on hand at LaRC for which the precursor materials and thermal processing history were known. This

report documents the thermal conductivity data generated for these materials.

## Experimental Procedures

Table 1 gives a description of the 28 materials for which thermal diffusivity measurements were made and reported in this report. All the materials were derived from previous studies aimed at improving mechanical properties and/or oxidation resistance. Material specimens 1 through 10 and 16 through 18 were fabricated to investigate the effects of different reinforcements and different densification techniques on mechanical properties. Material specimens 11 through 15 were fabricated to explore the benefits of candidate substrate oxidation inhibitors and coating types. Material specimens 19 through 26 were fabricated to investigate the effects of chemical vapor infiltration (CVI) processing parameters on the thermal conductivity and mechanical properties of carbon-carbon composites. Material specimens 27 and 28 were fabricated as candidate materials for a thermal shield on a proposed NASA Solar Probe Spacecraft.

The source of each material is in the second column of table 1. The fiber type and tow size are in the third column. Most of the materials were made with Amoco T-300 fiber. Two materials were made with Amoco T-50 fiber, four were made with Celanese Celion fiber, and two were made with Mitsubishi Kasei DIALEAD K321 fiber. All specimens except the four that were made with Celion fibers were constructed by using an 8 harness satin weave (8HSW) fabric. The number of tows per inch in both the warp and fill direction is given. Material specimens 16, 17, and 18 are stitched panels. A detailed description of their construction is given in reference 1. The weave construction for the materials made with the Celion fiber were 3-D orthogonal. A detailed description of the construction of these four material panels (material

specimens 7 through 10) is given in reference 2. The layout for all materials except those made with the Celion fiber was 0/90°, and most of them were 7- or 8-ply laminates.

All the materials were initially prepared by pre-pegging the fabric/3-D preforms with a phenolic resin and molding into carbon-phenolic composites. The phenolic resin was then converted into the carbon matrix by inert-environment pyrolysis. A variety of densification methods was used to increase the densities of these composites to desired levels. Phenolic resin was the matrix for about one-third the materials. CVI-deposited pyrolytic carbon was the matrix for another third. Two Rohr, Inc., densification processes, designated by them as "Low-pressure Pitch Impregnation and Carbonization (LoPIC)" and "hybrid," were used on the remaining third of the materials. In the LoPIC process, both phenolic resin and pitch are used as matrix material. The hybrid process is a combination of using CVI and LoPIC processes.

The fiber heat treatment temperature and maximum composite fabrication temperature are also given in the table. For material specimens 1 through 18, the fabric had heat treatment temperatures of 2273 K except the three made by the Boeing Company and Rohr which were heat treated at 2423 K. The maximum composite fabrication temperature was either 1173 K or 1923 K except for specimen 15; this material had been coated at a temperature of about 2033 K. In order to get a more direct comparison of results between the uncoated materials in the original set of 18, the decision was made that the finished composite materials (1-10 and 16-18) should all be conditioned to the same final temperature. The finished composites were heated to the fiber heat treatment temperature of 2273 K. None of the commercial materials (11 through 15) were conditioned, since the thermophysical property data would not be representative of off-the-shelf commercial material. The fiber heat treatment temperature for material specimens 19 through 26 was 2623 K and the CVI densification was done at 1323 K. The fibers in both material specimens 27 and 28 were heat treated to 2273 K. Material 27 had a maximum composite fabrication temperature of 2373 K, whereas material 28 had a maximum composite fabrication temperature of 2973 K.

The tenth column in table 1 indicates whether the material contained inhibitors and/or had been coated. The three Boeing/Rohr materials are the only ones to have inhibitors. The nomenclature of 0.2 FAW designates 20 percent by fabric areal weight. Two of the Boeing/Rohr materials (12 and 13) and material 15 are the only three coated materials. The next to last column lists the direction in which the thermophysical properties

were measured. Coated materials were only measured in the through-the-thickness direction for reasons discussed in the next paragraph. The last column gives additional information on the construction of the 3-D and stitched materials.

Material specimens were provided to D. P. H. Hasselman at the Virginia Polytechnic Institute and State University for thermal diffusivity characterization. The thermal diffusivity was measured by the flash diffusivity method, which basically consists of subjecting one side of a sample to a single laser flash and then monitoring the transient temperature response on the other side (refs. 3 and 4). A round specimen, 0.45 inch in diameter, was used for through-the-thickness direction measurements. For in-plane measurements, a square specimen was used. This square specimen was fabricated by cutting rectangular pieces 0.118 inch wide by 0.340 inch high and then stacking sufficient pieces together in the thickness direction to make the stack approximately 0.340 inch thick. In-plane diffusivity measurements were not made on the three coated materials because the stacking of the rectangular pieces required for the in-plane specimen would have left columns of coating within the stacked thickness and thus would have invalidated the measurement. Data were taken in increments of approximately 373 K from room temperature to 1938 K for material specimens 1 through 26 and to 2448 K for material specimens 27 and 28. The data reported by Hasselman to LaRC were temperature and thermal diffusivity.

The thermal conductivity  $k$  of a material is related to its thermal diffusivity data by the following equation (ref. 4):

$$k = \rho \alpha c_p$$

where  $\rho$  is the density;  $\alpha$ , the thermal diffusivity; and  $c_p$ , the heat capacity (specific heat). Bulk density measurements at room temperature were obtained from mass and volume measurements. Although the density of carbon-carbon material does change slightly with temperature, this change was neglected because only minimal error is introduced. Carbon-carbon composites made with T-300 fibers have an in-plane coefficient of thermal expansion (CTE) of  $0.56 \times 10^{-6}/\text{K}$  and through-the-thickness CTE of  $2.04 \times 10^{-6}/\text{K}$  values from 811 K to 1366 K (ref. 5). With the use of these CTE values, the volume of the material would increase a maximum of about 1.5 percent from room temperature to 1922 K. This volume change was considered to be sufficiently small so that density could be taken as a constant for the thermal conductivity calculations reported in this paper.

Experimental values of the specific heat of graphitic materials taken from figure 2B-1 of reference 6 are



plotted in figure 1. These data were curve fitted with the following empirical equation:

$$c_p = -38.0528 + 0.041618T + 741.254/T - 0.707584\sqrt{T} + 19.0915 \log_{10} T \text{ J/g-K}$$

where  $T$  is temperature in kelvins.

The values of specific heat reported in this report and subsequently used to calculate thermal conductivity were calculated by this equation. This equation cannot be used to calculate the specific heat for coated materials because it does not take into account the coating. Since specific heat was not experimentally measured, there are no heat capacity data for the three coated materials; thus, thermal conductivity values are not reported for those materials.

## Results

Figures 2 and 3 summarize the thermal conductivity results. Figure 2 shows the range of in-plane thermal conductivity data for materials evaluated in this report, and figure 3 shows the range of through-the-thickness thermal conductivity data. The temperatures and corresponding thermophysical property data for the individual materials are shown in tables 2 through 29. Thermal diffusivity as a function of temperature is plotted for all materials (figs. 4 through 31). Values are given in both square centimeters per second ( $\text{cm}^2/\text{s}$ ) and square feet per hour ( $\text{ft}^2/\text{hr}$ ). Temperatures are shown in both kelvin (K) and degrees Fahrenheit ( $^{\circ}\text{F}$ ). For uncoated materials, both in-plane and through-the-thickness values are plotted. For coated materials, only through-the-thickness values are shown because that was the only direction in which measurements were made. For both in-plane and through-the-thickness directions, thermal diffusivity values are maximum at room temperature and decrease with increasing temperature. Values are fairly flat from 1200 to 1900 K.

Thermal conductivity values for each of the uncoated materials are plotted in figures 32 through 56. Thermal conductivity in units of both watts per meter-kelvin (W/m-K) and British thermal units per hour-foot-degrees Fahrenheit ( $\text{Btu}/\text{hr-ft-}^{\circ}\text{F}$ ) are given as a function of temperature in both kelvins and degrees Fahrenheit. For the in-plane direction, maximum thermal conductivity values ranged from 20 to 68 W/m-K for all materials except that of material 28, which had a maximum value of 233 W/m-K. For the through-the-thickness direction, maximum thermal conductivity values ranged from 3 to 12 W/m-K for all materials except that of material 28 which had a maximum value of 21 W/m-K. In general maximum thermal conductivity occurred around 500 K.

As with the thermal diffusivity values, thermal conductivity values were fairly flat from 1200 to 1900 K.

## Concluding Remarks

Carbon-carbon composite materials are candidates for use in advanced thermal protection systems. Because a need was recognized for in-plane and through-the-thickness thermal conductivity data for carbon-carbon composite materials over a wide temperature range, Langley Research Center (LaRC) embarked on an effort to compile a consistent set of thermal conductivity values from room temperature to 1922 K ( $3000^{\circ}\text{F}$ ) for carbon-carbon composite materials on hand at LaRC for which the precursor materials and thermal processing history were known. This report documents the thermal conductivity data generated for these materials. In-plane thermal conductivity values range from 10 to 233 W/m-K, whereas through-the-thickness values range from 2 to 21 W/m-K.

NASA Langley Research Center  
Hampton, VA 23681-2199  
July 16, 1997

## References

1. Yamaki, Y. R.; Ransone, P. O.; and Maahs, Howard G.: Investigation of Stitching as a Method of Interlaminar Reinforcement in Thin Carbon-Carbon Composites. *The 16th Conference on Metal Matrix, Carbon, and Ceramic Matrix Composites*, John D. Buckley, ed., NASA CP-3175, Part 1, 1992, pp. 367-386.
2. Ransone, Philip O.; Spivack, Bruce D.; and Maahs, Howard G.: Mechanical Properties of Thin 3-D Reinforced Carbon-Carbon Composites Densified With Different Matrices. *The 16th Conference on Metal Matrix, Carbon, and Ceramic Matrix Composites*, John D. Buckley, ed., NASA CP-3175, Part 1, 1992, pp. 347-366.
3. Tawil, H.; Bentsen, L. D.; Baskaran, S.; and Hasselman, D. P. H.: Thermal Diffusivity of Chemically Vapour Deposited Silicon Carbide Reinforced With Silicon Carbide or Carbon Fibres. *J. Mater. Sci.*, vol. 20, Sept. 1985, pp. 3201-3212.
4. Parker, W. J.; Jenkins, R. J.; Butler, C. P.; and Abbott, G. L.: Flash Method of Determining Thermal Diffusivity, Heat Capacity, and Thermal Conductivity. *J. Appl. Phys.*, vol. 32, no. 9, Sept. 1961, pp. 1679-1684.
5. Ohlhorst, Craig W.; and Ransone, Philip O.: *Effects of Thermal Cycling on Thermal Expansion and Interlaminar Mechanical Properties of Advanced Carbon-Carbon Composites*. NASA TP-2734, 1987.
6. Touloukian, Y. S.; and Buyco, E. H.: *Thermophysical Properties of Matter. Volume 5—Specific Heat, Nonmetallic Solids*. Y. S. Touloukian, ed., IFI/Plenum, 1970.

Table 1. Summary of Materials in Database

Material specimen	Material source	Fiber/Tow	Construction tows/in.	Layup, number of plies	Densification type	Fiber HT temp, K	Max fab temp, K	Condit temp, K	Inhibitor/Coating	Measurements	Comments
1	LaRC panel 7A	T-300/3k	8HSW, 24 x 23	0/90°, 7	Phenolic	2273	1173	2273	No/No	ip/t-t-t	
2	LaRC panel 7B	T-300/3k	8HSW, 24 x 23	0/90°, 7	LoPIC	2273	1923	2273	No/No	ip/t-t-t	
3	LaRC panel 6 thin fabric	T-300/3k	8HSW, 24 x 23	0/90°, 7	Hybrid	2273	1923	2273	No/No	ip/t-t-t	
4	LaRC panel 7C	T-300/3k	8HSW, 24 x 23	0/90°, 7	CVI	2273	1923	2273	No/No	ip/t-t-t	
5	LaRC panel 1P thin fabric	T-50/3k	8HSW, 23 x 23	0/90°, 7	Phenolic	2273	1173	2273	No/No	ip/t-t-t	
6	LaRC 9H thin fabric	T-50/3k	8HSW, 23 x 23	0/90°, 7	Hybrid	2273	1923	2273	No/No	ip/t-t-t	
7	LaRC panel 10-1	Celion/3k	333 3-D orth	5.5 layers	Phenolic	2273	1173	2273	No/No	ip/t-t-t	3k tows/site
8	LaRC panel 10-3	Celion/3k	333 3-D orth	5.5 layers	LoPIC	2273	1923	2273	No/No	ip/t-t-t	3k tows/site
9	LaRC panel 9-1	Celion/3k,2k	333 3-D orth	5.5 layers	Phenolic	2273	1173	2273	No/No	ip/t-t-t	2,1k tows/site
10	LaRC panel 9-3	Celion/3k,2k	333 3-D orth	5.5 layers	LoPIC	2273	1923	2273	No/No	ip/t-t-t	2,1k tows/site
11	Boeing/Rohr	T-300/1k	8HSW, 35 x 35	0/90°	Hybrid	2423	1923	None	0.2FAW/No	ip/t-t-t	
12	Boeing/Rohr	T-300/1k	8HSW, 35 x 35	0/90°	Hybrid	2423	1923	None	0.2FAW/CVD	t-t-t	
13	Boeing/Rohr	T-300/1k	8HSW, 35 x 35	0/90°	Hybrid	2423	1923	None	0.2FAW/PPC	t-t-t	
14	CCAT	T-300/3k	8HSW, 24 x 23	0/90°, 8	Phenolic	2273	1173	None	No/No	ip/t-t-t	

Table 1. Concluded

Material specimen	Material source	Fiber/Tow	Construction tows/in.	Layup, number of plies	Densification type	Fiber HT temp, K	Max fab temp, K	Condit temp, K	Inhibitor/Coating	Measurements	Comments
15	CCAT	T-300/3k	8HSW, 24 x 23	0/90°, 8	Phenolic	2273	2033	None	No/Type III	t-t-t	
16	LaRC stitched panel 2	T-300/3k	8HSW, 24 x 23	0/90°, 7	Phenolic	2273	1173	2273	No/No	ip/t-t-t	7/in; 97k/in <sup>2</sup>
17	LaRC stitched panel 5	T-300/3k	8HSW, 24 x 23	0/90°, 7	Phenolic	2273	1173	2273	No/No	ip/t-t-t	12/in; 277k/in <sup>2</sup>
18	LaRC stitched panel 8	T-300/3k	8HSW, 24 x 23	0/90°, 7	Phenolic	2273	1173	2273	No/No	ip/t-t-t	10/in; 218k/in <sup>2</sup>
19	LaRC J1	T-300/3k	8HSW, 24 x 23	0/90°, 7	CVI	2623	1323	None	No/No	ip/t-t-t	
20	LaRC J2	T-300/3k	8HSW, 24 x 23	0/90°, 7	CVI	2623	1323	None	No/No	ip/t-t-t	
21	LaRC J3	T-300/3k	8HSW, 24 x 23	0/90°, 7	CVI	2623	1323	None	No/No	ip/t-t-t	
22	LaRC J4	T-300/3k	8HSW, 24 x 23	0/90°, 7	CVI	2623	1323	None	No/No	ip/t-t-t	
23	LaRC J5	T-300/3k	8HSW, 24 x 23	0/90°, 7	CVI	2623	1323	None	No/No	ip/t-t-t	
24	LaRC J6	T-300/3k	8HSW, 24 x 23	0/90°, 7	CVI	2623	1323	None	No/No	ip/t-t-t	
25	LaRC J7	T-300/3k	8HSW, 24 x 23	0/90°, 7	CVI	2623	1323	None	No/No	ip/t-t-t	
26	LaRC J8	T-300/3k	8HSW, 24 x 23	0/90°, 7	CVI	2623	1323	None	No/No	ip/t-t-t	
27	LaRC F1	K321/2k	8HSW, 18 x 18	0/90°, 8	Phenolic	2273	2373	None	No/No	ip/t-t-t	
28	LaRC P1	K321/2k	8HSW, 18 x 18	0/90°, 8	<sup>1</sup> AR	2273	2973	None	No/No	ip/t-t-t	

<sup>1</sup>Mitsubishi Gas Chemical mesophase pitch (AR).

Table 2. Thermophysical Property Data of LaRC Panel 7A, Which Is T-300 3k Phenolic Densified Material

Material specimen	Direction	Temperature			Heat capacity, J/g-K	Density, g/cm <sup>3</sup>	Thermal diffusivity		Thermal conductivity			
		°C	K	°F			cm <sup>2</sup> /s	ft <sup>2</sup> /hr	W/m-K	Btu/hr-ft-°F		
1	In-plane	23	296	73.4	0.69	1.547	0.231	0.8953	24.667	14.253		
		124	397	255.2	0.983	1.547	0.178	0.6899	27.065	15.638		
		207	480	404.6	1.176	1.547	0.162	0.6279	29.464	17.024		
		304	577	579.2	1.351	1.547	0.151	0.5852	31.57	18.241		
		416	689	780.8	1.503	1.547	0.143	0.5542	33.253	19.213		
		509	782	948.2	1.598	1.547	0.13	0.5038	32.142	18.571		
		608	881	1126.4	1.677	1.547	0.122	0.4728	31.648	18.286		
		714	987	1317.2	1.742	1.547	0.114	0.4418	30.723	17.752		
		816	1089	1500.8	1.791	1.547	0.111	0.4302	30.758	17.772		
		912	1185	1673.6	1.829	1.547	0.109	0.4225	30.835	17.816		
		1022	1295	1871.6	1.864	1.547	0.112	0.4341	32.293	18.659		
		1239	1512	2262.2	1.918	1.547	0.105	0.407	31.163	18.006		
		1455	1728	2651	1.964	1.547	0.103	0.3992	31.288	18.078		
		1657	1930	3014.6	2.004	1.547	0.0985	0.3818	30.542	17.647		
		1	t-t-t or normal	23	296	73.4	0.69	1.547	0.0449	0.174	4.795	2.77
				124	397	255.2	0.983	1.547	0.0368	0.1426	5.595	3.233
				206	479	402.8	1.174	1.547	0.0336	0.1302	6.1	3.525
304	577			579.2	1.351	1.547	0.0285	0.1105	5.959	3.443		
402	675			755.6	1.487	1.547	0.0263	0.1019	6.049	3.495		
499	772			930.2	1.589	1.547	0.0268	0.1039	6.588	3.807		
596	869			1104.8	1.668	1.547	0.0259	0.1004	6.685	3.862		
706	979			1302.8	1.738	1.547	0.0238	0.0922	6.398	3.697		
804	1077			1479.2	1.786	1.547	0.0239	0.0926	6.603	3.815		
915	1188			1679	1.83	1.547	0.0246	0.0953	6.963	4.023		
1004	1277			1839.2	1.859	1.547	0.0231	0.0895	6.642	3.837		
1241	1514			2265.8	1.919	1.547	0.0227	0.088	6.739	3.894		
1463	1736			2665.4	1.965	1.547	0.0227	0.088	6.901	3.988		
1664	1937			3027.2	2.006	1.547	0.0226	0.0876	7.013	4.052		

Table 3. Thermophysical Property Data of LaRC Panel 7B, Which Is T-300 3k LOPIC Densified Material

Material specimen	Direction	Temperature			Heat capacity, J/g-K	Density, g/cm <sup>3</sup>	Thermal diffusivity		Thermal conductivity	
		°C	K	°F			cm <sup>2</sup> /s	ft <sup>2</sup> /hr	W/m-K	Btu/hr-ft-°F
2	In-plane	23	296	73.4	0.69	1.634	0.227	0.8798	25.603	14.793
		124	397	255.2	0.983	1.634	0.19	0.7364	30.514	17.631
		207	480	404.6	1.176	1.634	0.17	0.6589	32.658	18.87
		304	577	579.2	1.351	1.634	0.151	0.5852	33.345	19.267
		400	673	752	1.484	1.634	0.141	0.5465	34.196	19.758
		515	788	959	1.604	1.634	0.13	0.5038	34.063	19.682
		615	888	1139	1.682	1.634	0.121	0.469	33.25	19.212
		707	980	1304.6	1.738	1.634	0.113	0.438	32.095	18.545
		808	1081	1486.4	1.788	1.634	0.111	0.4302	32.425	18.735
		917	1190	1682.6	1.83	1.634	0.111	0.4302	33.198	19.182
		1019	1292	1866.2	1.863	1.634	0.112	0.4341	34.094	19.699
		1247	1520	2276.6	1.92	1.634	0.109	0.4225	34.201	19.761
		1463	1736	2665.4	1.965	1.634	0.107	0.4147	34.359	19.853
		1665	1938	3029	2.006	1.634	0.105	0.407	34.417	19.886
		2	t-t-t or normal	23	296	73.4	0.69	1.634	0.0473	0.1833
124	397			255.2	0.983	1.634	0.0357	0.1384	5.733	3.313
207	480			404.6	1.176	1.634	0.0321	0.1244	6.167	3.563
304	577			579.2	1.351	1.634	0.0306	0.1186	6.757	3.904
402	675			755.6	1.487	1.634	0.0266	0.1031	6.462	3.734
521	794			969.8	1.609	1.634	0.0248	0.0961	6.52	3.767
616	889			1140.8	1.682	1.634	0.0229	0.0888	6.295	3.637
709	982			1308.2	1.739	1.634	0.0215	0.0833	6.111	3.531
818	1091			1504.4	1.792	1.634	0.0227	0.088	6.647	3.841
910	1183			1670	1.828	1.634	0.0221	0.0857	6.601	3.814
1013	1286			1855.4	1.861	1.634	0.0226	0.0876	6.873	3.971
1242	1515			2267.6	1.919	1.634	0.0226	0.0876	7.087	4.095
1439	1712			2622.2	1.96	1.634	0.0221	0.0857	7.079	4.09
1673	1946			3043.4	2.008	1.634	0.0227	0.088	7.447	4.303

Table 4. Thermophysical Property Data of LaRC Panel 6, Which Is T-300 3k Hybrid Densified Material

Material specimen	Direction	Temperature			Heat capacity, J/g-K	Density, g/cm <sup>3</sup>	Thermal diffusivity		Thermal conductivity			
		°C	K	°F			cm <sup>2</sup> /s	ft <sup>2</sup> /hr	W/m-K	Btu/hr-ft-°F		
3	In-plane	23	296	73.4	0.69	1.575	0.209	0.81	22.722	13.129		
		124	397	255.2	0.983	1.575	0.174	0.6744	26.936	15.563		
		207	480	404.6	1.176	1.575	0.166	0.6434	30.738	17.76		
		304	577	579.2	1.351	1.575	0.145	0.562	30.864	17.833		
		455	728	851	1.546	1.575	0.121	0.469	29.461	17.023		
		512	785	953.6	1.601	1.575	0.115	0.4457	28.996	16.754		
		622	895	1151.6	1.686	1.575	0.108	0.4186	28.687	16.575		
		720	993	1328	1.745	1.575	0.102	0.3953	28.038	16.2		
		801	1074	1473.8	1.785	1.575	0.101	0.3915	28.39	16.404		
		915	1188	1679	1.83	1.575	0.101	0.3915	29.105	16.817		
		1011	1284	1851.8	1.861	1.575	0.0996	0.386	29.187	16.864		
		1234	1507	2253.2	1.917	1.575	0.0961	0.3725	29.021	16.768		
		1456	1729	2652.8	1.964	1.575	0.0931	0.3608	28.796	16.638		
		1664	1937	3027.2	2.006	1.575	0.0939	0.3639	29.664	17.14		
		3	t-t or normal	23	296	73.4	0.69	1.575	0.0509	0.1973	5.534	3.197
				124	397	255.2	0.983	1.575	0.0455	0.1763	7.043	4.07
				207	480	404.6	1.176	1.575	0.0381	0.1477	7.055	4.076
304	577			579.2	1.351	1.575	0.0348	0.1349	7.407	4.28		
402	675			755.6	1.487	1.575	0.0304	0.1178	7.118	4.113		
508	781			946.4	1.597	1.575	0.0271	0.105	6.818	3.939		
609	882			1128.2	1.678	1.575	0.0252	0.0977	6.658	3.847		
718	991			1324.4	1.744	1.575	0.0237	0.0919	6.511	3.762		
820	1093			1508	1.793	1.575	0.0251	0.0973	7.088	4.095		
912	1185			1673.6	1.829	1.575	0.0243	0.0942	6.999	4.044		
1007	1280			1844.6	1.859	1.575	0.0239	0.0926	6.999	4.044		
1243	1516			2269.4	1.919	1.575	0.0232	0.0899	7.013	4.052		
1447	1720			2636.6	1.962	1.575	0.0231	0.0895	7.138	4.124		
1664	1937			3027.2	2.006	1.575	0.0231	0.0895	7.298	4.217		

Table 5. Thermophysical Property Data of LaRC Panel 7C, Which Is T-300 3k CVI Densified Material

Material specimen	Direction	Temperature			Heat capacity, J/g-K	Density, g/cm <sup>3</sup>	Thermal diffusivity		Thermal conductivity			
		°C	K	°F			cm <sup>2</sup> /s	ft <sup>2</sup> /hr	W/m-K	Btu/hr-ft-°F		
4	In-plane	23	296	73.4	0.69	1.534	0.218	0.8449	23.083	13.337		
		124	397	255.2	0.983	1.534	0.186	0.7209	28.044	16.204		
		207	480	404.6	1.176	1.534	0.169	0.655	30.479	17.611		
		304	577	579.2	1.351	1.534	0.154	0.5969	31.926	18.447		
		419	692	786.2	1.507	1.534	0.131	0.5077	30.276	17.493		
		522	795	971.6	1.61	1.534	0.122	0.4728	30.126	17.407		
		620	893	1148	1.685	1.534	0.119	0.4612	30.761	17.774		
		726	999	1338.8	1.748	1.534	0.116	0.4496	31.113	17.977		
		817	1090	1502.6	1.792	1.534	0.111	0.4302	30.507	17.627		
		916	1189	1680.8	1.83	1.534	0.108	0.4186	30.318	17.518		
		1021	1294	1869.8	1.864	1.534	0.107	0.4147	30.588	17.674		
		1241	1514	2265.8	1.919	1.534	0.0945	0.3663	27.817	16.073		
		1457	1730	2654.6	1.964	1.534	0.0926	0.3589	27.898	16.12		
		1681	1954	3057.8	2.009	1.534	0.0931	0.3608	28.696	16.581		
		4	t-t or normal	23	296	73.4	0.69	1.534	0.051	0.1977	5.4	3.12
				207	480	404.6	1.176	1.534	0.042	0.1628	7.575	4.377
304	577			579.2	1.351	1.534	0.0376	0.1457	7.795	4.504		
403	676			757.4	1.488	1.534	0.0344	0.1333	7.851	4.536		
534	807			993.2	1.62	1.534	0.0308	0.1194	7.654	4.423		
624	897			1155.2	1.688	1.534	0.0284	0.1101	7.353	4.249		
708	981			1306.4	1.739	1.534	0.0265	0.1027	7.068	4.084		
814	1087			1497.2	1.79	1.534	0.0254	0.0984	6.976	4.031		
922	1195			1691.6	1.832	1.534	0.025	0.0969	7.026	4.06		
1021	1294			1869.8	1.864	1.534	0.0241	0.0934	6.889	3.981		
1254	1527			2289.2	1.922	1.534	0.0244	0.0946	7.193	4.156		
1467	1740			2672.6	1.966	1.534	0.0231	0.0895	6.967	4.025		
1618	1891			2944.4	1.996	1.534	0.0229	0.0888	7.013	4.052		

Table 6. Thermophysical Property Data of LaRC Panel 1P, Which Is T-50 3k Phenolic Densified Material

Material specimen	Direction	Temperature			Heat capacity, J/g-K	Density, g/cm <sup>3</sup>	Thermal diffusivity		Thermal conductivity			
		°C	K	°F			cm <sup>2</sup> /s	ft <sup>2</sup> /hr	W/m-K	Btu/hr-ft-°F		
5	In-plane	23	296	73.4	0.69	1.586	0.305	1.1821	33.39	19.293		
		124	397	255.2	0.983	1.586	0.245	0.9496	38.191	22.067		
		207	480	404.6	1.176	1.586	0.232	0.8992	43.259	24.995		
		304	577	579.2	1.351	1.586	0.2	0.7752	42.868	24.769		
		452	725	845.6	1.543	1.586	0.169	0.655	41.352	23.893		
		512	785	953.6	1.601	1.586	0.157	0.6085	39.863	23.033		
		614	887	1137.2	1.681	1.586	0.145	0.562	38.659	22.337		
		718	991	1324.4	1.744	1.586	0.141	0.5465	39.005	22.537		
		818	1091	1504.4	1.792	1.586	0.135	0.5232	38.37	22.17		
		914	1187	1677.2	1.829	1.586	0.128	0.4961	37.137	21.457		
		1014	1287	1857.2	1.861	1.586	0.124	0.4806	36.609	21.153		
		1251	1524	2283.8	1.921	1.586	0.121	0.469	36.868	21.302		
		1482	1755	2699.6	1.969	1.586	0.119	0.4612	37.162	21.472		
		1665	1938	3029	2.006	1.586	0.121	0.469	38.496	22.243		
		5	t-t or normal	23	296	73.4	0.69	1.586	0.0412	0.1597	4.51	2.606
				124	397	255.2	0.983	1.586	0.035	0.1357	5.456	3.152
				207	480	404.6	1.176	1.586	0.0319	0.1236	5.948	3.437
304	577			579.2	1.351	1.586	0.0288	0.1116	6.173	3.567		
402	675			755.6	1.487	1.586	0.0257	0.0996	6.06	3.501		
528	801			982.4	1.615	1.586	0.0228	0.0884	5.84	3.374		
614	887			1137.2	1.681	1.586	0.0217	0.0841	5.785	3.343		
715	988			1319	1.743	1.586	0.0214	0.0829	5.914	3.417		
821	1094			1509.8	1.793	1.586	0.0213	0.0826	6.058	3.5		
908	1181			1666.4	1.827	1.586	0.0209	0.081	6.057	3.5		
1015	1288			1859	1.862	1.586	0.0207	0.0802	6.112	3.532		
1254	1527			2289.2	1.922	1.586	0.0203	0.0787	6.187	3.575		
1478	1751			2692.4	1.968	1.586	0.0207	0.0802	6.462	3.734		
1697	1970			3086.6	2.013	1.586	0.0215	0.0833	6.863	3.965		



Table 7. Thermophysical Property Data of LaRC Panel 9H, Which Is T-50 3k Hybrid Densified Material

Material specimen	Direction	Temperature			Heat capacity, J/g-K	Density, g/cm <sup>3</sup>	Thermal diffusivity		Thermal conductivity			
		°C	K	°F			cm <sup>2</sup> /s	ft <sup>2</sup> /hr	W/m-K	Btu/hr-ft-°F		
6	In-plane	19	292	66.2	0.678	1.566	0.274	1.062	29.077	16.8		
		127	400	260.6	0.991	1.566	0.225	0.872	34.904	20.167		
		207	480	404.6	1.176	1.566	0.194	0.7519	35.717	20.637		
		304	577	579.2	1.351	1.566	0.17	0.6589	35.979	20.788		
		403	676	757.4	1.488	1.566	0.155	0.6007	36.115	20.867		
		534	807	993.2	1.62	1.566	0.141	0.5465	35.771	20.668		
		609	882	1128.2	1.678	1.566	0.131	0.5077	34.415	19.885		
		724	997	1335.2	1.747	1.566	0.127	0.4922	34.753	20.08		
		814	1087	1497.2	1.79	1.566	0.125	0.4845	35.046	20.25		
		920	1193	1688	1.831	1.566	0.124	0.4806	35.563	20.548		
		1026	1299	1878.8	1.865	1.566	0.121	0.469	35.339	20.419		
		1237	1510	2258.6	1.918	1.566	0.119	0.4612	35.744	20.653		
		1453	1726	2647.4	1.963	1.566	0.113	0.438	34.741	20.073		
		1664	1937	3027.2	2.006	1.566	0.113	0.438	35.494	20.508		
		6	t-t or normal	19	292	66.2	0.678	1.566	0.0466	0.1806	4.945	2.857
				124	397	255.2	0.983	1.566	0.0443	0.1717	6.819	3.94
				204	477	399.2	1.169	1.566	0.0401	0.1554	7.344	4.243
				305	578	581	1.353	1.566	0.0374	0.145	7.925	4.579
				403	676	757.4	1.488	1.566	0.0331	0.1283	7.712	4.456
518	791			964.4	1.606	1.566	0.0265	0.1027	6.666	3.851		
634	907			1173.2	1.694	1.566	0.025	0.0969	6.634	3.833		
729	1002			1344.2	1.75	1.566	0.0244	0.0946	6.687	3.864		
823	1096			1513.4	1.794	1.566	0.0243	0.0942	6.828	3.945		
906	1179			1662.8	1.826	1.566	0.0244	0.0946	6.979	4.032		
1008	1281			1846.4	1.86	1.566	0.0247	0.0957	7.193	4.156		
1252	1525			2285.6	1.921	1.566	0.0252	0.0977	7.582	4.381		
1459	1732			2658.2	1.964	1.566	0.0255	0.0988	7.844	4.533		
1673	1946	3043.4	2.008	1.566	0.0254	0.0984	7.986	4.614				

Table 8. Thermophysical Property Data of LaRC Panel 10-1, Which Is Celion 3k Phenolic Densified Material

Material specimen	Direction	Temperature			Heat capacity, J/g-K	Density, g/cm <sup>3</sup>	Thermal diffusivity		Thermal conductivity			
		°C	K	°F			cm <sup>2</sup> /s	ft <sup>2</sup> /hr	W/m-K	Btu/hr-ft-°F		
7	In-plane	19	292	66.2	0.678	1.493	0.161	0.624	16.289	9.412		
		127	400	260.6	0.991	1.493	0.13	0.5038	19.227	11.109		
		205	478	401	1.172	1.493	0.12	0.4651	20.989	12.127		
		304	577	579.2	1.351	1.493	0.105	0.407	21.186	12.241		
		403	676	757.4	1.488	1.493	0.0972	0.3767	21.592	12.476		
		532	805	989.6	1.618	1.493	0.088	0.3411	21.262	12.285		
		617	890	1142.6	1.683	1.493	0.0808	0.3132	20.304	11.732		
		720	993	1328	1.745	1.493	0.0765	0.2965	19.934	11.518		
		822	1095	1511.6	1.794	1.493	0.0751	0.2911	20.113	11.621		
		912	1185	1673.6	1.829	1.493	0.072	0.2791	19.657	11.358		
		1029	1302	1884.2	1.866	1.493	0.0719	0.2787	20.029	11.573		
		1230	1503	2246	1.916	1.493	0.0735	0.2849	21.031	12.151		
		1458	1731	2656.4	1.964	1.493	0.0797	0.3089	23.373	13.505		
		1673	1946	3043.4	2.008	1.493	0.0806	0.3124	24.159	13.959		
		7	t-t-t or normal	21	294	69.8	0.684	1.493	0.0594	0.2302	6.066	3.505
				124	397	255.2	0.983	1.493	0.0542	0.2101	7.953	4.596
				204	477	399.2	1.169	1.493	0.0503	0.195	8.782	5.074
306	579			582.8	1.355	1.493	0.0429	0.1663	8.676	5.013		
411	684			771.8	1.497	1.493	0.0373	0.1446	8.338	4.818		
504	777			939.2	1.594	1.493	0.0352	0.1364	8.375	4.839		
609	882			1128.2	1.678	1.493	0.0324	0.1256	8.115	4.689		
709	982			1308.2	1.739	1.493	0.0316	0.1225	8.206	4.741		
808	1081			1486.4	1.788	1.493	0.0313	0.1213	8.354	4.827		
916	1189			1680.8	1.83	1.493	0.0315	0.1221	8.606	4.973		
1018	1291			1864.4	1.863	1.493	0.0316	0.1225	8.788	5.078		
1240	1513			2264	1.919	1.493	0.0315	0.1221	9.024	5.214		
1465	1738			2669	1.966	1.493	0.0319	0.1236	9.362	5.409		
1697	1970			3086.6	2.013	1.493	0.0327	0.1267	9.826	5.677		

Table 9. Thermophysical Property Data of LaRC Panel 10-3, Which Is Celion 3k LoPIC Densified Material

Material specimen	Direction	Temperature		Heat capacity, J/g-K	Density, g/cm <sup>3</sup>	Thermal diffusivity		Thermal conductivity			
		°C	K			°F	cm <sup>2</sup> /s	ft <sup>2</sup> /hr	W/m-K	Btu/hr-ft-°F	
8	In-plane	19	292	66.2	1.609	0.162	0.6279	17.663	10.206		
		127	400	260.6	1.609	0.139	0.5387	22.155	12.801		
		207	480	404.6	1.609	0.129	0.5	24.402	14.1		
		304	577	579.2	1.609	0.115	0.4457	25.007	14.449		
		403	676	757.4	1.609	0.109	0.4225	26.094	15.077		
		527	800	980.6	1.609	0.0963	0.3732	25.009	14.45		
		612	885	1133.6	1.609	0.0897	0.3477	24.242	14.007		
		719	992	1326.2	1.609	0.0859	0.3329	24.115	13.934		
		819	1092	1506.2	1.609	0.0813	0.3151	23.448	13.548		
		913	1186	1675.4	1.609	0.0799	0.3097	23.513	13.586		
		1020	1293	1868	1.609	0.0793	0.3073	23.774	13.737		
		1232	1505	2249.6	1.609	0.0789	0.3058	24.335	14.061		
		1467	1740	2672.6	1.609	0.0774	0.3	24.484	14.147		
		1664	1937	3027.2	1.609	0.0776	0.3008	25.044	14.47		
		8	t-t or normal	21	294	69.8	1.609	0.0706	0.2736	7.769	4.489
				124	397	255.2	1.609	0.0609	0.236	9.631	5.565
				204	477	399.2	1.609	0.0551	0.2136	10.368	5.99
304	577			579.2	1.609	0.0496	0.1922	10.786	6.232		
449	722			840.2	1.609	0.0411	0.1593	10.182	5.883		
524	797			975.2	1.609	0.039	0.1512	10.112	5.843		
614	887			1137.2	1.609	0.036	0.1395	9.737	5.626		
725	998			1337	1.609	0.0338	0.131	9.506	5.493		
806	1079			1482.8	1.609	0.0329	0.1275	9.459	5.465		
920	1193			1688	1.609	0.0327	0.1267	9.636	5.568		
1008	1281			1846.4	1.609	0.0326	0.1263	9.755	5.636		
1252	1525			2285.6	1.609	0.0323	0.1252	9.985	5.77		
1456	1729			2652.8	1.609	0.0326	0.1263	10.301	5.952		
1676	1949			3048.8	1.609	0.0342	0.1326	11.051	6.385		

Table 10. Thermophysical Property Data of LaRC Panel 9-1, Which Is Celion 3k/2k Phenolic Densified Material

Material specimen	Direction	Temperature			Heat capacity, J/g-K	Density, g/cm <sup>3</sup>	Thermal diffusivity		Thermal conductivity			
		°C	K	°F			cm <sup>2</sup> /s	ft <sup>2</sup> /hr	W/m-K	Btu/hr-ft-°F		
9	In-plane	19	292	66.2	0.678	1.519	0.158	0.6124	16.264	9.397		
		127	400	260.6	0.991	1.519	0.136	0.5271	20.464	11.824		
		207	480	404.6	1.176	1.519	0.129	0.5	23.037	13.311		
		304	577	579.2	1.351	1.519	0.118	0.4573	24.224	13.997		
		403	676	757.4	1.488	1.519	0.112	0.4341	25.312	14.626		
		506	779	942.8	1.596	1.519	0.0995	0.3856	24.114	13.933		
		622	895	1151.6	1.686	1.519	0.0952	0.369	24.388	14.091		
		727	1000	1340.6	1.749	1.519	0.0922	0.3573	24.495	14.153		
		816	1089	1500.8	1.791	1.519	0.0888	0.3442	24.161	13.96		
		916	1189	1680.8	1.83	1.519	0.0842	0.3263	23.406	13.524		
		1017	1290	1862.6	1.862	1.519	0.0831	0.3221	23.509	13.583		
		1237	1510	2258.6	1.918	1.519	0.081	0.3139	23.599	13.636		
		1459	1732	2658.2	1.964	1.519	0.0809	0.3135	24.14	13.948		
		1674	1947	3045.2	2.008	1.519	0.0803	0.3112	24.491	14.151		
		9	t-t-t or normal	21	294	69.8	0.684	1.519	0.0583	0.226	6.057	3.5
				124	397	255.2	0.983	1.519	0.0493	0.1911	7.36	4.253
				204	477	399.2	1.169	1.519	0.0433	0.1678	7.692	4.444
305	578			581	1.353	1.519	0.0359	0.1391	7.378	4.263		
417	690			782.6	1.504	1.519	0.0311	0.1205	7.106	4.106		
536	809			996.8	1.622	1.519	0.0293	0.1136	7.218	4.17		
610	883			1130	1.678	1.519	0.0286	0.1108	7.291	4.213		
721	994			1329.8	1.746	1.519	0.0285	0.1105	7.558	4.367		
823	1096			1513.4	1.794	1.519	0.0288	0.1116	7.849	4.535		
919	1192			1686.2	1.831	1.519	0.0288	0.1116	8.01	4.628		
1004	1277			1839.2	1.859	1.519	0.0285	0.1105	8.046	4.649		
1229	1502			2244.2	1.916	1.519	0.0281	0.1089	8.179	4.726		
1466	1739			2670.8	1.966	1.519	0.0276	0.107	8.242	4.762		
1694	1967			3081.2	2.012	1.519	0.0276	0.107	8.435	4.874		

Table 11. Thermophysical Property Data of LaRC Panel 9-3, Which Is Celion 3k/2k LoPIC Densified Material

Material specimen	Direction	Temperature			Heat capacity, J/g-K	Density, g/cm <sup>3</sup>	Thermal diffusivity		Thermal conductivity			
		°C	K	°F			cm <sup>2</sup> /s	ft <sup>2</sup> /hr	W/m-K	Btu/hr-ft-°F		
10	In-plane	19	292	66.2	0.678	1.636	0.184	0.7131	20.399	11.786		
		127	400	260.6	0.991	1.636	0.167	0.6473	27.064	15.638		
		205	478	401	1.172	1.636	0.151	0.5852	28.941	16.722		
		304	577	579.2	1.351	1.636	0.136	0.5271	30.07	17.374		
		404	677	759.2	1.489	1.636	0.128	0.4961	31.182	18.017		
		516	789	960.8	1.604	1.636	0.107	0.4147	28.086	16.228		
		625	898	1157	1.689	1.636	0.102	0.3953	28.176	16.28		
		724	997	1335.2	1.747	1.636	0.0979	0.3794	27.987	16.171		
		823	1096	1513.4	1.794	1.636	0.0954	0.3697	28.003	16.18		
		910	1183	1670	1.828	1.636	0.0931	0.3608	27.841	16.087		
		1018	1291	1864.4	1.863	1.636	0.0909	0.3523	27.7	16.005		
		1244	1517	2271.2	1.92	1.636	0.094	0.3643	29.52	17.057		
		1461	1734	2661.8	1.965	1.636	0.0924	0.3581	29.701	17.161		
		1676	1949	3048.8	2.008	1.636	0.0867	0.336	28.485	16.459		
		10	t-t or normal	21	294	69.8	0.684	1.636	0.0817	0.3167	9.142	5.282
				124	397	255.2	0.983	1.636	0.0649	0.2515	10.436	6.03
				204	477	399.2	1.169	1.636	0.0586	0.2271	11.211	6.478
306	579			582.8	1.355	1.636	0.0535	0.2074	11.856	6.851		
411	684			771.8	1.497	1.636	0.0452	0.1752	11.072	6.398		
520	793			968	1.608	1.636	0.0404	0.1566	10.628	6.141		
630	903			1166	1.692	1.636	0.0384	0.1488	10.628	6.141		
721	994			1329.8	1.746	1.636	0.0358	0.1388	10.225	5.908		
819	1092			1506.2	1.793	1.636	0.0344	0.1333	10.088	5.829		
913	1186			1675.4	1.829	1.636	0.0342	0.1326	10.233	5.913		
1026	1299			1878.8	1.865	1.636	0.0327	0.1267	9.977	5.765		
1246	1519			2274.8	1.92	1.636	0.032	0.124	10.052	5.808		
1487	1760			2708.6	1.97	1.636	0.0308	0.1194	9.927	5.736		
1662	1935			3023.6	2.005	1.636	0.0318	0.1232	10.433	6.028		

Table 12. Thermophysical Property Data of Boeing/Rohr T-300 1k Hybrid Densified Material

Material specimen	Direction	Temperature			Heat capacity, J/g-K	Density, g/cm <sup>3</sup>	Thermal diffusivity		Thermal conductivity			
		°C	K	°F			cm <sup>2</sup> /s	ft <sup>2</sup> /hr	W/m-K	Btu/hr-ft-°F		
11	In-plane	18	291	64.4	0.674	1.73	0.189	0.7325	22.054	12.743		
		126	399	258.8	0.988	1.73	0.165	0.6395	28.203	16.296		
		205	478	401	1.172	1.73	0.149	0.5775	30.198	17.449		
		305	578	581	1.353	1.73	0.134	0.5194	31.366	18.123		
		401	674	753.8	1.485	1.73	0.123	0.4767	31.609	18.264		
		526	799	978.8	1.613	1.73	0.107	0.4147	29.862	17.254		
		616	889	1140.8	1.682	1.73	0.102	0.3953	29.688	17.154		
		713	986	1315.4	1.742	1.73	0.099	0.3837	29.827	17.234		
		807	1080	1484.6	1.787	1.73	0.0977	0.3787	30.209	17.455		
		905	1178	1661	1.826	1.73	0.0949	0.3678	29.981	17.323		
		1015	1288	1859	1.862	1.73	0.0915	0.3546	29.471	17.028		
		1239	1512	2262.2	1.918	1.73	0.0859	0.3329	28.51	16.473		
		1464	1737	2667.2	1.965	1.73	0.0856	0.3318	29.105	16.817		
		1663	1936	3025.4	2.006	1.73	0.0832	0.3225	28.868	16.68		
		11	t-t-t	18	291	64.4	0.674	1.73	0.059	0.2287	6.884	3.978
				127	400	260.6	0.991	1.73	0.0471	0.1825	8.072	4.664
				205	478	401	1.172	1.73	0.0419	0.1624	8.492	4.907
304	577			579.2	1.351	1.73	0.0383	0.1484	8.955	5.174		
405	678			761	1.49	1.73	0.0356	0.138	9.178	5.303		
521	794			969.8	1.609	1.73	0.0304	0.1178	8.461	4.889		
605	878			1121	1.675	1.73	0.0282	0.1093	8.171	4.721		
716	989			1320.8	1.743	1.73	0.0261	0.1012	7.871	4.548		
803	1076			1477.4	1.786	1.73	0.0261	0.1012	8.062	4.658		
909	1182			1668.2	1.828	1.73	0.0261	0.1012	8.252	4.768		
1011	1284			1851.8	1.861	1.73	0.026	0.1008	8.369	4.836		
1221	1494			2229.8	1.914	1.73	0.0264	0.1023	8.744	5.052		
1456	1729			2652.8	1.964	1.73	0.0268	0.1039	9.105	5.261		
1664	1937			3027.2	2.006	1.73	0.0269	0.1043	9.334	5.393		

Table 13. Thermophysical Property Data of CVD-Coated Boeing/Rohr T-300 1k Hybrid Densified Material

Material specimen	Direction	Temperature			Heat capacity, J/g-K	Density, g/cm <sup>3</sup>	Thermal diffusivity	
		°C	K	°F			cm <sup>2</sup> /s	ft <sup>2</sup> /hr
12	t-t-t	18	291	64.4	0.674	1.8	0.06	0.2325
		127	400	260.6	0.991	1.8	0.0514	0.1992
		205	478	401	1.172	1.8	0.0456	0.1767
		304	577	579.2	1.351	1.8	0.0419	0.1624
		405	678	761	1.49	1.8	0.0394	0.1527
		521	794	969.8	1.609	1.8	0.0365	0.1415
		623	896	1153.4	1.687	1.8	0.0354	0.1372
		720	993	1328	1.745	1.8	0.0324	0.1256
		817	1090	1502.6	1.792	1.8	0.0315	0.1221
		912	1185	1673.6	1.829	1.8	0.03	0.1163
		1012	1285	1853.6	1.861	1.8	0.0299	0.1159
		1231	1504	2247.8	1.917	1.8	0.0289	0.112
		1457	1730	2654.6	1.964	1.8	0.0289	0.112
		1652	1925	3005.6	2.003	1.8	0.0288	0.1116

Table 14. Thermophysical Property Data of PPC-Coated Boeing/Rohr T-300 1k Hybrid Densified Material

Material specimen	Direction	Temperature			Heat capacity, J/g-K	Density, g/cm <sup>3</sup>	Thermal diffusivity	
		°C	K	°F			cm <sup>2</sup> /s	ft <sup>2</sup> /hr
13	t-t-t	18	291	64.4	0.674	1.87	0.0412	0.1597
		127	400	260.6	0.991	1.87	0.0335	0.1298
		207	480	404.6	1.176	1.87	0.0325	0.126
		304	577	579.2	1.351	1.87	0.0286	0.1108
		405	678	761	1.49	1.87	0.0273	0.1058
		530	803	986	1.617	1.87	0.0253	0.0981
		605	878	1121	1.675	1.87	0.0243	0.0942
		702	975	1295.6	1.735	1.87	0.0233	0.0903
		808	1081	1486.4	1.788	1.87	0.0219	0.0849
		911	1184	1671.8	1.828	1.87	0.022	0.0853
		1016	1289	1860.8	1.862	1.87	0.0203	0.0787
		1242	1515	2267.6	1.919	1.87	0.0199	0.0771
		1439	1712	2622.2	1.96	1.87	0.0208	0.0806
		1654	1927	3009.2	2.004	1.87	0.0219	0.0849

Table 15. Thermophysical Property Data of CCAT T-300 3k Phenolic Densified Material

Material specimen	Direction	Temperature			Heat capacity, J/g-K	Density, g/cm <sup>3</sup>	Thermal diffusivity		Thermal conductivity			
		°C	K	°F			cm <sup>2</sup> /s	ft <sup>2</sup> /hr	W/m-K	Btu/hr-ft-°F		
14	In-plane	18	291	64.4	0.674	1.593	0.208	0.8062	22.349	12.913		
		126	399	258.8	0.988	1.593	0.178	0.6899	28.016	16.188		
		205	478	401	1.172	1.593	0.159	0.6162	29.673	17.145		
		305	578	581	1.353	1.593	0.139	0.5387	29.96	17.311		
		402	675	755.6	1.487	1.593	0.132	0.5116	31.261	18.062		
		490	763	914	1.581	1.593	0.127	0.4922	31.979	18.477		
		612	885	1133.6	1.68	1.593	0.121	0.469	32.376	18.707		
		720	993	1328	1.745	1.593	0.118	0.4573	32.807	18.956		
		811	1084	1491.8	1.789	1.593	0.113	0.438	32.205	18.608		
		909	1182	1668.2	1.828	1.593	0.112	0.4341	32.606	18.84		
		1018	1291	1864.4	1.863	1.593	0.111	0.4302	32.936	19.031		
		1231	1504	2247.8	1.917	1.593	0.11	0.4263	33.586	19.406		
		1436	1709	2616.8	1.96	1.593	0.111	0.4302	34.654	20.023		
		1656	1929	3012.8	2.004	1.593	0.111	0.4302	35.438	20.476		
		14	t-t-t	18	291	64.4	0.674	1.593	0.013	0.0504	1.397	0.807
				127	400	260.6	0.991	1.593	0.0128	0.0496	2.02	1.167
205	478			401	1.172	1.593	0.0126	0.0488	2.351	1.359		
304	577			579.2	1.351	1.593	0.0121	0.0469	2.605	1.505		
405	678			761	1.49	1.593	0.0118	0.0457	2.801	1.619		
517	790			962.6	1.605	1.593	0.0114	0.0442	2.915	1.684		
619	892			1146.2	1.684	1.593	0.0112	0.0434	3.005	1.736		
716	989			1320.8	1.743	1.593	0.0113	0.0438	3.138	1.813		
809	1082			1488.2	1.788	1.593	0.0116	0.045	3.304	1.909		
913	1186			1675.4	1.829	1.593	0.0122	0.0473	3.555	2.054		
1023	1296	1873.4	1.864	1.593	0.0133	0.0515	3.949	2.282				
1241	1514	2265.8	1.919	1.593	0.0168	0.0651	5.136	2.967				
1447	1720	2636.6	1.962	1.593	0.0182	0.0705	5.688	3.287				
1667	1940	3032.6	2.006	1.593	0.0199	0.0771	6.36	3.675				



Table 16. Thermophysical Property Data of Type III Coated CCAT T-300 3k Phenolic Densified Material

Material specimen	Direction	Temperature			Heat capacity, J/g-K	Density, g/cm <sup>3</sup>	Thermal diffusivity			
		°C	K	°F			cm <sup>2</sup> /s	ft <sup>2</sup> /hr		
15	t-t-t	18	291	64.4	0.674	1.814	0.0289	0.112		
		127	400	260.6	0.991	1.814	0.0283	0.1097		
		205	478	401	1.172	1.814	0.0263	0.1019		
		304	577	579.2	1.351	1.814	0.0238	0.0922		
		405	678	761	1.49	1.814	0.0216	0.0837		
		521	794	969.8	1.609	1.814	0.0198	0.0767		
		602	875	1115.6	1.673	1.814	0.0222	0.086		
		710	983	1310	1.74	1.814	0.0217	0.0841		
		807	1080	1484.6	1.787	1.814	0.0214	0.0829		
		907	1180	1664.6	1.827	1.814	0.0208	0.0806		
		1015	1288	1859	1.862	1.814	0.0204	0.0791		
		1231	1504	2247.8	1.917	1.814	0.0197	0.0764		
		1449	1722	2640.2	1.962	1.814	0.0204	0.0791		
		1664	1937	3027.2	2.006	1.814	0.0203	0.0787		
		15	t-t-t remeasured	20	293	68	0.681	1.814	0.0293	0.1136
				126	399	258.8	0.988	1.814	0.0252	0.0977
				206	479	402.8	1.174	1.814	0.0243	0.0942
304	577			579.2	1.351	1.814	0.0219	0.0849		
403	676			757.4	1.488	1.814	0.0206	0.0798		
543	816			1009.4	1.628	1.814	0.02	0.0775		
601	874			1113.8	1.672	1.814	0.0198	0.0767		
721	994			1329.8	1.746	1.814	0.0195	0.0756		
815	1088			1499	1.791	1.814	0.0193	0.0748		
909	1182			1668.2	1.828	1.814	0.0191	0.074		
1021	1294			1869.8	1.864	1.814	0.0186	0.0721		
1231	1504			2247.8	1.917	1.814	0.0202	0.0783		
1457	1730			2654.6	1.964	1.814	0.0204	0.0791		
1664	1937			3027.2	2.006	1.814	0.0204	0.0791		

Table 17. Thermophysical Property Data of LaRC Stitched Panel 2, Which Is T-300 3k Phenolic Densified Material

Material specimen	Direction	Temperature			Heat capacity, J/g-K	Density, g/cm <sup>3</sup>	Thermal diffusivity		Thermal conductivity			
		°C	K	°F			cm <sup>2</sup> /s	ft <sup>2</sup> /hr	W/m-K	Btu/hr-ft-°F		
16	In-plane	19	292	66.2	0.678	1.535	0.182	0.7054	18.931	10.939		
		127	400	260.6	0.991	1.535	0.156	0.6046	23.721	13.706		
		205	478	401	1.172	1.535	0.146	0.5659	26.255	15.17		
		303	576	577.4	1.35	1.535	0.132	0.5116	27.351	15.804		
		421	694	789.8	1.509	1.535	0.116	0.4496	26.867	15.524		
		533	806	991.4	1.619	1.535	0.107	0.4147	26.594	15.366		
		630	903	1166	1.692	1.535	0.0988	0.3829	25.658	14.825		
		721	994	1329.8	1.746	1.535	0.0974	0.3775	26.102	15.081		
		822	1095	1511.6	1.794	1.535	0.0947	0.367	26.075	15.066		
		909	1182	1668.2	1.828	1.535	0.0922	0.3573	25.865	14.945		
		1013	1286	1855.4	1.861	1.535	0.0898	0.348	25.655	14.824		
		1255	1528	2291	1.922	1.535	0.0861	0.3337	25.402	14.677		
		1453	1726	2647.4	1.963	1.535	0.0841	0.326	25.344	14.644		
		1669	1942	3036.2	2.007	1.535	0.0824	0.3194	25.383	14.666		
		16	t-t-t or normal	19	292	66.2	0.678	1.535	0.0472	0.1829	4.91	2.837
				127	400	260.6	0.991	1.535	0.0396	0.1535	6.021	3.479
				206	479	402.8	1.174	1.535	0.0379	0.1469	6.828	3.945
303	576			577.4	1.35	1.535	0.0344	0.1333	7.128	4.119		
431	704			807.8	1.52	1.535	0.0314	0.1217	7.327	4.233		
519	792			966.2	1.607	1.535	0.0301	0.1167	7.425	4.29		
628	901			1162.4	1.691	1.535	0.0287	0.1112	7.447	4.303		
722	995			1331.6	1.746	1.535	0.0272	0.1054	7.291	4.213		
823	1096			1513.4	1.794	1.535	0.0267	0.1035	7.353	4.249		
920	1193			1688	1.831	1.535	0.0259	0.1004	7.281	4.207		
1015	1288			1859	1.862	1.535	0.0252	0.0977	7.202	4.161		
1248	1521			2278.4	1.92	1.535	0.0261	0.1012	7.694	4.446		
1484	1757			2703.2	1.969	1.535	0.0265	0.1027	8.011	4.629		
1662	1935			3023.6	2.005	1.535	0.0277	0.1074	8.527	4.927		

Table 18. Thermophysical Property Data of LaRC Stitched Panel 5, Which Is T-300 3k Phenolic Densified Material

Material specimen	Direction	Temperature			Heat capacity, J/g-K	Density, g/cm <sup>3</sup>	Thermal diffusivity		Thermal conductivity			
		°C	K	°F			cm <sup>2</sup> /s	ft <sup>2</sup> /hr	W/m-K	Btu/hr-ft-°F		
17	In-plane	19	292	66.2	0.678	1.444	0.179	0.6938	17.515	10.12		
		127	400	260.6	0.991	1.444	0.147	0.5697	21.027	12.15		
		205	478	401	1.172	1.444	0.143	0.5542	24.191	13.978		
		303	576	577.4	1.35	1.444	0.127	0.4922	24.755	14.304		
		429	702	804.2	1.518	1.444	0.11	0.4263	24.11	13.931		
		525	798	977	1.612	1.444	0.0989	0.3833	23.026	13.304		
		630	903	1166	1.692	1.444	0.0978	0.379	23.893	13.805		
		719	992	1326.2	1.745	1.444	0.0899	0.3484	22.65	13.087		
		814	1087	1497.2	1.79	1.444	0.0869	0.3368	22.466	12.981		
		915	1188	1679	1.83	1.444	0.0866	0.3356	22.88	13.22		
		1015	1288	1859	1.862	1.444	0.0851	0.3298	22.878	13.219		
		1256	1529	2292.8	1.922	1.444	0.0859	0.3329	23.844	13.777		
		1457	1730	2654.6	1.964	1.444	0.0857	0.3322	24.305	14.043		
		1664	1937	3027.2	2.006	1.444	0.0851	0.3298	24.648	14.242		
		17	t-t or normal	19	292	66.2	0.678	1.444	0.0748	0.2899	7.319	4.229
				127	400	260.6	0.991	1.444	0.0695	0.2694	9.941	5.744
				206	479	402.8	1.174	1.444	0.0657	0.2546	11.134	6.433
303	576			577.4	1.35	1.444	0.0612	0.2372	11.929	6.893		
431	704			807.8	1.52	1.444	0.0525	0.2035	11.524	6.659		
538	811			1000.4	1.623	1.444	0.0472	0.1829	11.064	6.393		
635	908			1175	1.695	1.444	0.0445	0.1725	10.892	6.294		
723	996			1333.4	1.747	1.444	0.0428	0.1659	10.796	6.238		
822	1095			1511.6	1.794	1.444	0.0409	0.1585	10.594	6.121		
918	1191			1684.4	1.831	1.444	0.0403	0.1562	10.654	6.156		
1013	1286			1855.4	1.861	1.444	0.0395	0.1531	10.616	6.134		
1251	1524			2283.8	1.921	1.444	0.0407	0.1577	11.291	6.524		
1466	1739			2670.8	1.966	1.444	0.0414	0.1605	11.752	6.79		
1669	1942			3036.2	2.007	1.444	0.0408	0.1581	11.823	6.831		

Table 19. Thermophysical Property Data of LaRC Stitched Panel 8, Which Is T-300 3k Phenolic Densified Material

Material specimen	Direction	Temperature			Heat capacity, J/g-K	Density, g/cm <sup>3</sup>	Thermal diffusivity		Thermal conductivity			
		°C	K	°F			cm <sup>2</sup> /s	ft <sup>2</sup> /hr	W/m-K	Btu/hr-ft-°F		
18	In-plane	19	292	66.2	0.678	1.439	0.174	0.6744	16.967	9.804		
		127	400	260.6	0.991	1.439	0.146	0.5659	20.812	12.025		
		205	478	401	1.172	1.439	0.129	0.5	21.747	12.565		
		303	576	577.4	1.35	1.439	0.11	0.4263	21.367	12.346		
		423	696	793.4	1.511	1.439	0.104	0.4031	22.615	13.067		
		514	787	957.2	1.603	1.439	0.0983	0.381	22.671	13.099		
		626	899	1158.8	1.689	1.439	0.0914	0.3542	22.217	12.837		
		717	990	1322.6	1.744	1.439	0.0886	0.3434	22.231	12.845		
		805	1078	1481	1.786	1.439	0.0864	0.3349	22.211	12.833		
		912	1185	1673.6	1.829	1.439	0.0852	0.3302	22.419	12.954		
		1025	1298	1877	1.865	1.439	0.0838	0.3248	22.486	12.992		
		1252	1525	2285.6	1.921	1.439	0.0813	0.3151	22.478	12.988		
		1481	1754	2697.8	1.969	1.439	0.0805	0.312	22.807	13.178		
		1659	1932	3018.2	2.005	1.439	0.081	0.3139	23.367	13.502		
		18	t-t or normal	19	292	66.2	0.678	1.439	0.0531	0.2058	5.178	2.992
				127	400	260.6	0.991	1.439	0.0483	0.1872	6.885	3.978
				205	478	401	1.172	1.439	0.0461	0.1787	7.772	4.49
303	576			577.4	1.35	1.439	0.0415	0.1608	8.061	4.658		
443	716			829.4	1.533	1.439	0.0353	0.1368	7.788	4.5		
506	779			942.8	1.596	1.439	0.0331	0.1283	7.6	4.391		
640	913			1184	1.698	1.439	0.0324	0.1256	7.918	4.575		
728	1001			1342.4	1.75	1.439	0.032	0.124	8.056	4.655		
817	1090			1502.6	1.792	1.439	0.0325	0.126	8.379	4.841		
915	1188			1679	1.83	1.439	0.032	0.124	8.425	4.868		
1018	1291			1864.4	1.863	1.439	0.0315	0.1221	8.443	4.878		
1253	1526			2287.4	1.922	1.439	0.0322	0.1248	8.904	5.145		
1453	1726			2647.4	1.963	1.439	0.0315	0.1221	8.899	5.142		
1674	1947			3045.2	2.008	1.439	0.0315	0.1221	9.101	5.259		

Table 20. Thermophysical Property Data of LaRC J1, Which Is T-300 3k CVI Densified Material

Material specimen	Direction	Temperature			Heat capacity, J/g-K	Density, g/cm <sup>3</sup>	Thermal diffusivity		Thermal conductivity			
		°C	K	°F			cm <sup>2</sup> /s	ft <sup>2</sup> /hr	W/m-K	Btu/hr-ft-°F		
19	In-plane	19	292	66.2	0.678	1.35	0.14	0.5426	12.807	7.4		
		208	481	406.4	1.178	1.35	0.121	0.469	19.238	11.116		
		305	578	581	1.353	1.35	0.106	0.4108	19.362	11.187		
		403	676	757.4	1.488	1.35	0.0944	0.3659	18.961	10.956		
		435	708	815	1.525	1.35	0.0879	0.3407	18.091	10.453		
		541	814	1005.8	1.626	1.35	0.0832	0.3225	18.262	10.552		
		631	904	1167.8	1.692	1.35	0.0801	0.3104	18.302	10.575		
		736	1009	1356.8	1.754	1.35	0.0784	0.3039	18.561	10.724		
		814	1087	1497.2	1.79	1.35	0.076	0.2946	18.369	10.614		
		937	1210	1718.6	1.837	1.35	0.0763	0.2957	18.924	10.935		
		1000	1273	1832	1.857	1.35	0.074	0.2868	18.555	10.721		
		1271	1544	2319.8	1.926	1.35	0.0735	0.2849	19.106	11.039		
		1576	1849	2868.8	1.988	1.35	0.0723	0.2802	19.403	11.211		
		1726	1999	3138.8	2.019	1.35	0.0748	0.2899	20.391	11.782		
		19	t-t-t	20	293	68	0.681	1.35	0.0207	0.0802	1.902	1.099
				206	479	402.8	1.174	1.35	0.0172	0.0667	2.725	1.575
				304	577	579.2	1.351	1.35	0.0155	0.0601	2.828	1.634
449	722			840.2	1.54	1.35	0.0149	0.0577	3.097	1.789		
527	800			980.6	1.614	1.35	0.0149	0.0577	3.247	1.876		
636	909			1176.8	1.696	1.35	0.0143	0.0554	3.274	1.892		
717	990			1322.6	1.744	1.35	0.0144	0.0558	3.391	1.959		
818	1091			1504.4	1.792	1.35	0.0137	0.0531	3.314	1.915		
910	1183			1670	1.828	1.35	0.0141	0.0546	3.479	2.01		
1009	1282			1848.2	1.86	1.35	0.0139	0.0539	3.491	2.017		
1302	1575	2375.6	1.932	1.35	0.013	0.0504	3.391	1.959				

Table 21. Thermophysical Property Data of LaRC J2, Which Is T-300 3k CVI Densified Material

Material specimen	Direction	Temperature			Heat capacity, J/g-K	Density, g/cm <sup>3</sup>	Thermal diffusivity		Thermal conductivity			
		°C	K	°F			cm <sup>2</sup> /s	ft <sup>2</sup> /hr	W/m-K	Btu/hr-ft-°F		
20	In-plane	19	292	66.2	0.678	1.57	0.39	1.5115	41.492	23.974		
		208	481	406.4	1.178	1.57	0.27	1.0465	49.924	28.846		
		304	577	579.2	1.351	1.57	0.233	0.9031	49.438	28.565		
		403	676	757.4	1.488	1.57	0.205	0.7945	47.886	27.669		
		530	803	986	1.617	1.57	0.181	0.7015	45.939	26.544		
		619	892	1146.2	1.684	1.57	0.154	0.5969	40.727	23.532		
		716	989	1320.8	1.743	1.57	0.147	0.5697	40.23	23.245		
		820	1093	1508	1.793	1.57	0.141	0.5465	39.69	22.933		
		913	1186	1675.4	1.829	1.57	0.14	0.5426	40.201	23.228		
		1014	1287	1857.2	1.861	1.57	0.139	0.5387	40.623	23.472		
		1263	1536	2305.4	1.924	1.57	0.129	0.5	38.962	22.512		
		1589	1862	2892.2	1.99	1.57	0.124	0.4806	38.751	22.39		
		1716	1989	3120.8	2.017	1.57	0.135	0.5232	42.742	24.696		
		20	t-t-t	20	293	68	0.681	1.57	0.0319	0.1236	3.41	1.97
				204	477	399.2	1.169	1.57	0.0267	0.1035	4.902	2.832
				304	577	579.2	1.351	1.57	0.024	0.093	5.092	2.942
				459	732	858.2	1.55	1.57	0.0222	0.086	5.403	3.122
517	790			962.6	1.605	1.57	0.021	0.0814	5.293	3.058		
632	905			1169.6	1.693	1.57	0.0203	0.0787	5.396	3.118		
705	978			1301	1.737	1.57	0.0199	0.0771	5.427	3.136		
813	1086			1495.4	1.79	1.57	0.0188	0.0729	5.283	3.053		
906	1179			1662.8	1.826	1.57	0.0191	0.074	5.477	3.165		
1006	1279			1842.8	1.859	1.57	0.0194	0.0752	5.662	3.272		
1277	1550			2330.6	1.927	1.57	0.018	0.0698	5.445	3.146		
1474	1747	2685.2	1.967	1.57	0.0182	0.0705	5.622	3.248				
1669	1942	3036.2	2.007	1.57	0.0187	0.0725	5.892	3.404				

Table 22. Thermophysical Property Data of LaRC J3, Which Is T-300 3k CVI Densified Material

Material specimen	Direction	Temperature		Heat capacity, J/g-K	Density, g/cm <sup>3</sup>	Thermal diffusivity		Thermal conductivity			
		°C	K			°F	cm <sup>2</sup> /s	ft <sup>2</sup> /hr	W/m-K	Btu/hr-ft-°F	
21	In-plane	19	292	66.2	1.51	0.157	0.6085	16.065	9.282		
		208	481	406.4	1.51	0.121	0.469	21.518	12.433		
		304	577	579.2	1.51	0.113	0.438	23.06	13.324		
		403	676	757.4	1.51	0.103	0.3992	23.141	13.371		
		524	797	975.2	1.51	0.0902	0.3496	21.948	12.682		
		630	903	1166	1.51	0.0853	0.3306	21.791	12.591		
		732	1005	1349.6	1.51	0.0799	0.3097	21.133	12.21		
		819	1092	1506.2	1.51	0.0765	0.2965	20.706	11.964		
		927	1200	1700.6	1.51	0.0753	0.2918	20.851	12.048		
		1015	1288	1859	1.51	0.0743	0.288	20.888	12.069		
		1272	1545	2321.6	1.51	0.0706	0.2736	20.53	11.862		
		1519	1792	2766.2	1.51	0.0712	0.276	21.249	12.278		
		1685	1958	3065	1.51	0.0721	0.2794	21.884	12.645		
		21	t-t-t	20	293	68	1.51	0.0308	0.1194	3.166	1.829
				204	477	399.2	1.51	0.0258	0.1	4.556	2.632
				304	577	579.2	1.51	0.0241	0.0934	4.918	2.842
				446	719	834.8	1.51	0.0222	0.086	5.15	2.976
512	785			953.6	1.51	0.0207	0.0802	5.004	2.891		
627	900			1160.6	1.51	0.0189	0.0733	4.823	2.787		
717	990			1322.6	1.51	0.0185	0.0717	4.871	2.814		
813	1086			1495.4	1.51	0.0188	0.0729	5.081	2.936		
909	1182			1668.2	1.51	0.0187	0.0725	5.16	2.982		
1007	1280			1844.6	1.51	0.0177	0.0686	4.97	2.871		
1251	1524			2283.8	1.51	0.0168	0.0651	4.874	2.816		
1476	1749	2688.8	1.51	0.0165	0.064	4.903	2.833				
1677	1950	3050.6	1.51	0.0176	0.0682	5.338	3.084				

Table 23. Thermophysical Property Data of LaRC J4, Which Is T-300 3k CVI Densified Material

Material specimen	Direction	Temperature			Heat capacity, J/g-K	Density, g/cm <sup>3</sup>	Thermal diffusivity		Thermal conductivity			
		°C	K	°F			cm <sup>2</sup> /s	ft <sup>2</sup> /hr	W/m-K	Btu/hr-ft-°F		
22	In-plane	19	292	66.2	0.678	1.65	0.442	1.7131	49.42	28.555		
		208	481	406.4	1.178	1.65	0.289	1.1201	56.16	32.45		
		304	577	579.2	1.351	1.65	0.27	1.0465	60.208	34.788		
		403	676	757.4	1.488	1.65	0.22	0.8527	54.009	31.206		
		516	789	960.8	1.604	1.65	0.198	0.7674	52.418	30.287		
		636	909	1176.8	1.696	1.65	0.172	0.6666	48.126	27.807		
		716	989	1320.8	1.743	1.65	0.153	0.593	44.006	25.426		
		818	1091	1504.4	1.792	1.65	0.146	0.5659	43.171	24.944		
		917	1190	1682.6	1.83	1.65	0.143	0.5542	43.187	24.954		
		1007	1280	1844.6	1.859	1.65	0.136	0.5271	41.725	24.109		
		1259	1532	2298.2	1.923	1.65	0.124	0.4806	39.343	22.732		
		1545	1818	2813	1.982	1.65	0.122	0.4728	39.891	23.049		
		1708	1981	3106.4	2.015	1.65	0.121	0.469	40.228	23.244		
		22	t-t-t	20	293	68	0.681	1.65	0.0347	0.1345	3.898	2.252
				203	476	397.4	1.167	1.65	0.0274	0.1062	5.278	3.049
				304	577	579.2	1.351	1.65	0.0265	0.1027	5.909	3.414
				449	722	840.2	1.54	1.65	0.0236	0.0915	5.995	3.464
529	802			984.2	1.616	1.65	0.0215	0.0833	5.732	3.312		
625	898			1157	1.689	1.65	0.0193	0.0748	5.377	3.107		
714	987			1317.2	1.742	1.65	0.019	0.0736	5.461	3.156		
814	1087			1497.2	1.79	1.65	0.0188	0.0729	5.554	3.209		
921	1194			1689.8	1.832	1.65	0.0178	0.069	5.38	3.108		
1012	1285			1853.6	1.861	1.65	0.0175	0.0678	5.373	3.105		
1256	1529			2292.8	1.922	1.65	0.0175	0.0678	5.55	3.207		
1461	1734			2661.8	1.965	1.65	0.018	0.0698	5.835	3.372		
1678	1951			3052.4	2.009	1.65	0.0177	0.0686	5.866	3.39		



Table 24. Thermophysical Property Data of LaRC J5, Which Is T-300 3k CVI Densified Material

Material specimen	Direction	Temperature			Heat capacity, J/g-K	Density, g/cm <sup>3</sup>	Thermal diffusivity		Thermal conductivity			
		°C	K	°F			cm <sup>2</sup> /s	ft <sup>2</sup> /hr	W/m-K	Btu/hr-ft-°F		
23	In-plane	19	292	66.2	0.678	1.39	0.32	1.2402	30.142	17.416		
		208	481	406.4	1.178	1.39	0.252	0.9767	41.254	23.836		
		304	577	579.2	1.351	1.39	0.198	0.7674	37.195	21.491		
		403	676	757.4	1.488	1.39	0.173	0.6705	35.778	20.673		
		523	796	973.4	1.611	1.39	0.143	0.5542	32.014	18.498		
		635	908	1175	1.695	1.39	0.136	0.5271	32.044	18.515		
		723	996	1333.4	1.747	1.39	0.127	0.4922	30.838	17.818		
		819	1092	1506.2	1.793	1.39	0.125	0.4845	31.145	17.995		
		901	1174	1653.8	1.825	1.39	0.121	0.469	30.689	17.732		
		1006	1279	1842.8	1.859	1.39	0.116	0.4496	29.976	17.32		
		1262	1535	2303.6	1.924	1.39	0.111	0.4302	29.679	17.148		
		1561	1834	2841.8	1.985	1.39	0.112	0.4341	30.9	17.854		
		1693	1966	3079.4	2.012	1.39	0.113	0.438	31.599	18.258		
		23	t-t-t	20	293	68	0.681	1.39	0.0448	0.1736	4.239	2.45
				205	478	401	1.172	1.39	0.0339	0.1314	5.52	3.19
				304	577	579.2	1.351	1.39	0.0297	0.1151	5.579	3.224
				440	713	824	1.53	1.39	0.0291	0.1128	6.189	3.576
				550	823	1022	1.633	1.39	0.027	0.1046	6.13	3.542
				602	875	1115.6	1.673	1.39	0.0259	0.1004	6.022	3.479
718	991			1324.4	1.744	1.39	0.024	0.093	5.819	3.362		
818	1091			1504.4	1.792	1.39	0.0222	0.086	5.53	3.195		
913	1186			1675.4	1.829	1.39	0.0212	0.0822	5.39	3.114		
1005	1278			1841	1.859	1.39	0.0194	0.0752	5.012	2.896		
1247	1520			2276.6	1.92	1.39	0.0174	0.0674	4.644	2.684		
1457	1730			2654.6	1.964	1.39	0.0161	0.0624	4.395	2.54		
1655	1928			3011	2.004	1.39	0.0151	0.0585	4.206	2.43		

Table 25. Thermophysical Property Data of LaRC J6, Which Is T-300 3k CVI Densified Material

Material specimen	Direction	Temperature			Heat capacity, J/g-K	Density, g/cm <sup>3</sup>	Thermal diffusivity		Thermal conductivity			
		°C	K	°F			cm <sup>2</sup> /s	ft <sup>2</sup> /hr	W/m-K	Btu/hr-ft-°F		
24	In-plane	19	292	66.2	0.678	1.61	0.548	2.1239	59.787	34.545		
		208	481	406.4	1.178	1.61	0.352	1.3643	66.745	38.565		
		304	577	579.2	1.351	1.61	0.286	1.1085	62.23	35.956		
		403	676	757.4	1.488	1.61	0.252	0.9767	60.365	34.879		
		506	779	942.8	1.596	1.61	0.23	0.8914	59.081	34.137		
		620	893	1148	1.685	1.61	0.209	0.81	56.703	32.763		
		717	990	1322.6	1.744	1.61	0.198	0.7674	55.585	32.117		
		812	1085	1493.6	1.789	1.61	0.185	0.717	53.3	30.797		
		903	1176	1657.4	1.825	1.61	0.173	0.6705	50.843	29.377		
		1008	1281	1846.4	1.86	1.61	0.166	0.6434	49.703	28.718		
		1274	1547	2325.2	1.926	1.61	0.13	0.5038	40.315	23.294		
		1543	1816	2809.4	1.981	1.61	0.13	0.5038	41.467	23.96		
		1699	1972	3090.2	2.013	1.61	0.137	0.531	44.402	25.655		
		24	t-t-t	20	293	68	0.681	1.61	0.0657	0.2546	7.201	4.161
				205	478	401	1.172	1.61	0.0495	0.1919	9.336	5.395
304	577			579.2	1.351	1.61	0.0451	0.1748	9.813	5.67		
427	700			800.6	1.516	1.61	0.0361	0.1399	8.809	5.09		
526	799			978.8	1.613	1.61	0.031	0.1201	8.051	4.652		
626	899			1158.8	1.689	1.61	0.0296	0.1147	8.05	4.651		
707	980			1304.6	1.738	1.61	0.0294	0.1139	8.228	4.754		
811	1084			1491.8	1.789	1.61	0.0284	0.1101	8.18	4.727		
911	1184			1671.8	1.828	1.61	0.0276	0.107	8.124	4.694		
1002	1275			1835.6	1.858	1.61	0.0266	0.1031	7.957	4.597		
1254	1527			2289.2	1.922	1.61	0.0258	0.1	7.983	4.612		
1456	1729			2652.8	1.964	1.61	0.0245	0.095	7.746	4.476		
1673	1946			3043.4	2.008	1.61	0.0238	0.0922	7.693	4.445		

Table 26. Thermophysical Property Data of LaRC J7, Which Is T-300 3k CVI Densified Material

Material specimen	Direction	Temperature			Heat capacity, J/g-K	Density, g/cm <sup>3</sup>	Thermal diffusivity		Thermal conductivity			
		°C	K	°F			cm <sup>2</sup> /s	ft <sup>2</sup> /hr	W/m-K	Btu/hr-ft-°F		
25	In-plane	19	292	66.2	0.678	1.54	0.398	1.5426	41.534	23.998		
		208	481	406.4	1.178	1.54	0.268	1.0387	48.608	28.085		
		304	577	579.2	1.351	1.54	0.223	0.8643	46.412	26.817		
		403	676	757.4	1.488	1.54	0.193	0.748	44.222	25.551		
		541	814	1005.8	1.626	1.54	0.154	0.5969	38.559	22.279		
		621	894	1149.8	1.686	1.54	0.142	0.5504	36.865	21.301		
		722	995	1331.6	1.746	1.54	0.138	0.5349	37.113	21.444		
		807	1080	1484.6	1.787	1.54	0.125	0.4845	34.406	19.88		
		907	1180	1664.6	1.827	1.54	0.12	0.4651	33.76	19.506		
		1012	1285	1853.6	1.861	1.54	0.111	0.4302	31.81	18.38		
		1251	1524	2283.8	1.921	1.54	0.112	0.4341	33.136	19.146		
		1514	1787	2757.2	1.975	1.54	0.101	0.3915	30.726	17.753		
		1703	1976	3097.4	2.014	1.54	0.108	0.4186	33.495	19.353		
		25	t-t-t	20	293	68	0.681	1.54	0.0718	0.2783	7.528	4.35
				206	479	402.8	1.174	1.54	0.0461	0.1787	8.332	4.814
				304	577	579.2	1.351	1.54	0.0424	0.1643	8.825	5.099
				448	721	838.4	1.539	1.54	0.0388	0.1504	9.193	5.312
508	781			946.4	1.597	1.54	0.0345	0.1337	8.487	4.904		
628	901			1162.4	1.691	1.54	0.0306	0.1186	7.966	4.603		
714	987			1317.2	1.742	1.54	0.03	0.1163	8.048	4.65		
808	1081			1486.4	1.788	1.54	0.0287	0.1112	7.902	4.565		
901	1174			1653.8	1.825	1.54	0.0291	0.1128	8.177	4.725		
1004	1277			1839.2	1.859	1.54	0.0281	0.1089	8.043	4.647		
1249	1522			2280.2	1.921	1.54	0.0256	0.0992	7.572	4.375		
1388	1661			2530.4	1.95	1.54	0.026	0.1008	7.808	4.511		
1684	1957			3063.2	2.01	1.54	0.0244	0.0946	7.552	4.364		

Table 27. Thermophysical Property Data of LaRC J8, Which Is T-300 3k CVI Densified Material

Material specimen	Direction	Temperature			Heat capacity, J/g-K	Density, g/cm <sup>3</sup>	Thermal diffusivity		Thermal conductivity			
		°C	K	°F			cm <sup>2</sup> /s	ft <sup>2</sup> /hr	W/m-K	Btu/hr-ft-°F		
26	In-plane	19	292	66.2	0.678	1.66	0.547	2.12	61.531	35.553		
		208	481	406.4	1.178	1.66	0.322	1.248	62.952	36.374		
		304	577	579.2	1.351	1.66	0.304	1.1782	68.2	39.406		
		403	676	757.4	1.488	1.66	0.269	1.0426	66.438	38.388		
		528	801	982.4	1.615	1.66	0.232	0.8992	62.193	35.935		
		634	907	1173.2	1.694	1.66	0.204	0.7907	57.381	33.155		
		722	995	1331.6	1.746	1.66	0.193	0.748	55.949	32.328		
		825	1098	1517	1.795	1.66	0.17	0.6589	50.656	29.269		
		915	1188	1679	1.83	1.66	0.169	0.655	51.329	29.658		
		1012	1285	1853.6	1.861	1.66	0.158	0.6124	48.808	28.201		
		1273	1546	2323.4	1.926	1.66	0.155	0.6007	49.555	28.633		
		1485	1758	2705	1.97	1.66	0.141	0.5465	46.101	26.637		
		1698	1971	3088.4	2.013	1.66	0.15	0.5814	50.12	28.959		
		26	t-t-t	20	293	68	0.681	1.66	0.074	0.2868	8.363	4.832
				206	479	402.8	1.174	1.66	0.0515	0.1996	10.033	5.797
				304	577	579.2	1.351	1.66	0.0442	0.1713	9.916	5.729
				432	705	809.6	1.521	1.66	0.0407	0.1577	10.278	5.939
511	784			951.8	1.6	1.66	0.038	0.1473	10.093	5.832		
633	906			1171.4	1.694	1.66	0.0334	0.1295	9.391	5.426		
722	995			1331.6	1.746	1.66	0.0322	0.1248	9.335	5.394		
823	1096			1513.4	1.794	1.66	0.0289	0.112	8.608	4.973		
913	1186			1675.4	1.829	1.66	0.0286	0.1108	8.683	5.017		
1020	1293			1868	1.863	1.66	0.027	0.1046	8.351	4.825		
1238	1511			2260.4	1.918	1.66	0.022	0.0853	7.006	4.048		
1468	1741	2674.4	1.966	1.66	0.0217	0.0841	7.083	4.092				
1683	1956	3061.4	2.01	1.66	0.0205	0.0795	6.839	3.952				

Table 28. Thermophysical Property Data of LaRC F1, Which Is K321 2k Phenolic Densified Material

Material specimen	Direction	Temperature			Heat capacity, J/g-K	Density, g/cm <sup>3</sup>	Thermal diffusivity		Thermal conductivity			
		°C	K	°F			cm <sup>2</sup> /s	ft <sup>2</sup> /hr	W/m-K	Btu/hr-ft-°F		
27	In-plane	22	295	71.6	0.687	1.77	0.451	1.748	54.85	31.692		
		126	399	258.8	0.988	1.77	0.336	1.302	58.76	33.952		
		206	479	402.8	1.174	1.77	0.313	1.213	65.019	37.568		
		307	580	584.6	1.356	1.77	0.269	1.043	64.572	37.309		
		405	678	761	1.49	1.77	0.246	0.953	64.888	37.492		
		524	797	975.2	1.611	1.77	0.214	0.829	61.039	35.268		
		617	890	1142.6	1.683	1.77	0.198	0.767	58.986	34.082		
		720	993	1328	1.745	1.77	0.181	0.702	55.914	32.307		
		812	1085	1493.6	1.789	1.77	0.171	0.663	54.163	31.295		
		911	1184	1671.8	1.828	1.77	0.162	0.628	52.423	30.29		
		1007	1280	1844.6	1.859	1.77	0.154	0.597	50.684	29.285		
		1316	1589	2400.8	1.935	1.77	0.145	0.562	49.666	28.697		
		1633	1906	2971.4	1.999	1.77	0.138	0.535	48.838	28.219		
		1867	2140	3392.6	2.049	1.77	0.131	0.508	47.522	27.458		
		2083	2356	3781.4	2.102	1.77	0.118	0.457	43.897	25.364		
		27	t-t-t	22	295	71.6	0.687	1.77	0.0427	0.165	5.193	3.001
				206	479	402.8	1.174	1.77	0.0328	0.127	6.813	3.937
307	580			584.6	1.356	1.77	0.028	0.109	6.721	3.884		
405	678			761	1.49	1.77	0.0249	0.097	6.568	3.795		
537	810			998.6	1.623	1.77	0.023	0.089	6.605	3.817		
625	898			1157	1.689	1.77	0.0221	0.086	6.605	3.816		
722	995			1331.6	1.746	1.77	0.0192	0.074	5.935	3.429		
810	1083			1490	1.789	1.77	0.0181	0.07	5.73	3.311		
910	1183			1670	1.828	1.77	0.0177	0.069	5.727	3.309		
1002	1275			1835.6	1.858	1.77	0.0182	0.071	5.985	3.458		
1339	1612			2442.2	1.94	1.77	0.0177	0.069	6.078	3.512		
1680	1953			3056	2.009	1.77	0.016	0.062	5.69	3.288		
1934	2207			3513.2	2.065	1.77	0.0158	0.061	5.775	3.337		
2173	2446			3943.4	2.126	1.77	0.014	0.054	5.268	3.044		

Table 29. Thermophysical Property Data of LaRC P1, Which Is K321 2k AR Pitch Densified Material

Material specimen	Direction	Temperature			Heat capacity, J/g-K	Density, g/cm <sup>3</sup>	Thermal diffusivity		Thermal conductivity			
		°C	K	°F			cm <sup>2</sup> /s	ft <sup>2</sup> /hr	W/m-K	Btu/hr-ft-°F		
28	In-plane	22	295	71.6	0.687	1.884	1.804	6.9919	233.53	134.934		
		126	399	258.8	0.988	1.884	1.097	4.2517	204.201	117.988		
		206	479	402.8	1.174	1.884	0.836	3.2401	184.845	106.803		
		307	580	584.6	1.356	1.884	0.653	2.5309	166.844	96.402		
		405	678	761	1.49	1.884	0.532	2.0619	149.365	86.303		
		540	813	1004	1.625	1.884	0.482	1.8681	147.568	85.265		
		600	873	1112	1.671	1.884	0.415	1.6084	130.667	75.499		
		715	988	1319	1.743	1.884	0.394	1.5271	129.353	74.74		
		815	1088	1499	1.791	1.884	0.35	1.3565	118.085	68.229		
		914	1187	1677.2	1.829	1.884	0.315	1.2209	108.562	62.727		
		998	1271	1828.4	1.857	1.884	0.283	1.0968	98.995	57.199		
		1294	1567	2361.2	1.93	1.884	0.243	0.9418	88.38	51.066		
		1645	1918	2993	2.002	1.884	0.22	0.8527	82.974	47.942		
		1898	2171	3448.4	2.057	1.884	0.206	0.7984	79.817	46.118		
		2109	2382	3828.2	2.109	1.884	0.165	0.6395	65.546	37.872		
		28	t-t-t	22	295	71.6	0.687	1.884	0.158	0.6124	20.453	11.818
				126	399	258.8	0.988	1.884	0.113	0.438	21.034	12.154
				206	479	402.8	1.174	1.884	0.0829	0.3213	18.33	10.591
				307	580	584.6	1.356	1.884	0.0699	0.2709	17.86	10.319
				405	678	761	1.49	1.884	0.0567	0.2198	15.919	9.198
				516	789	960.8	1.604	1.884	0.0421	0.1632	12.726	7.353
617	890			1142.6	1.683	1.884	0.0384	0.1488	12.176	7.036		
707	980			1304.6	1.738	1.884	0.0343	0.1329	11.233	6.49		
819	1092			1506.2	1.793	1.884	0.031	0.1201	10.469	6.049		
914	1187			1677.2	1.829	1.884	0.0305	0.1182	10.512	6.074		
1004	1277			1839.2	1.859	1.884	0.0276	0.107	9.664	5.584		
1296	1569			2364.8	1.931	1.884	0.0263	0.1019	9.567	5.528		
1639	1912			2982.2	2.001	1.884	0.0249	0.0965	9.385	5.423		
1971	2244			3579.8	2.074	1.884	0.0229	0.0888	8.947	5.17		
2173	2446			3943.4	2.126	1.884	0.0233	0.0903	9.331	5.392		

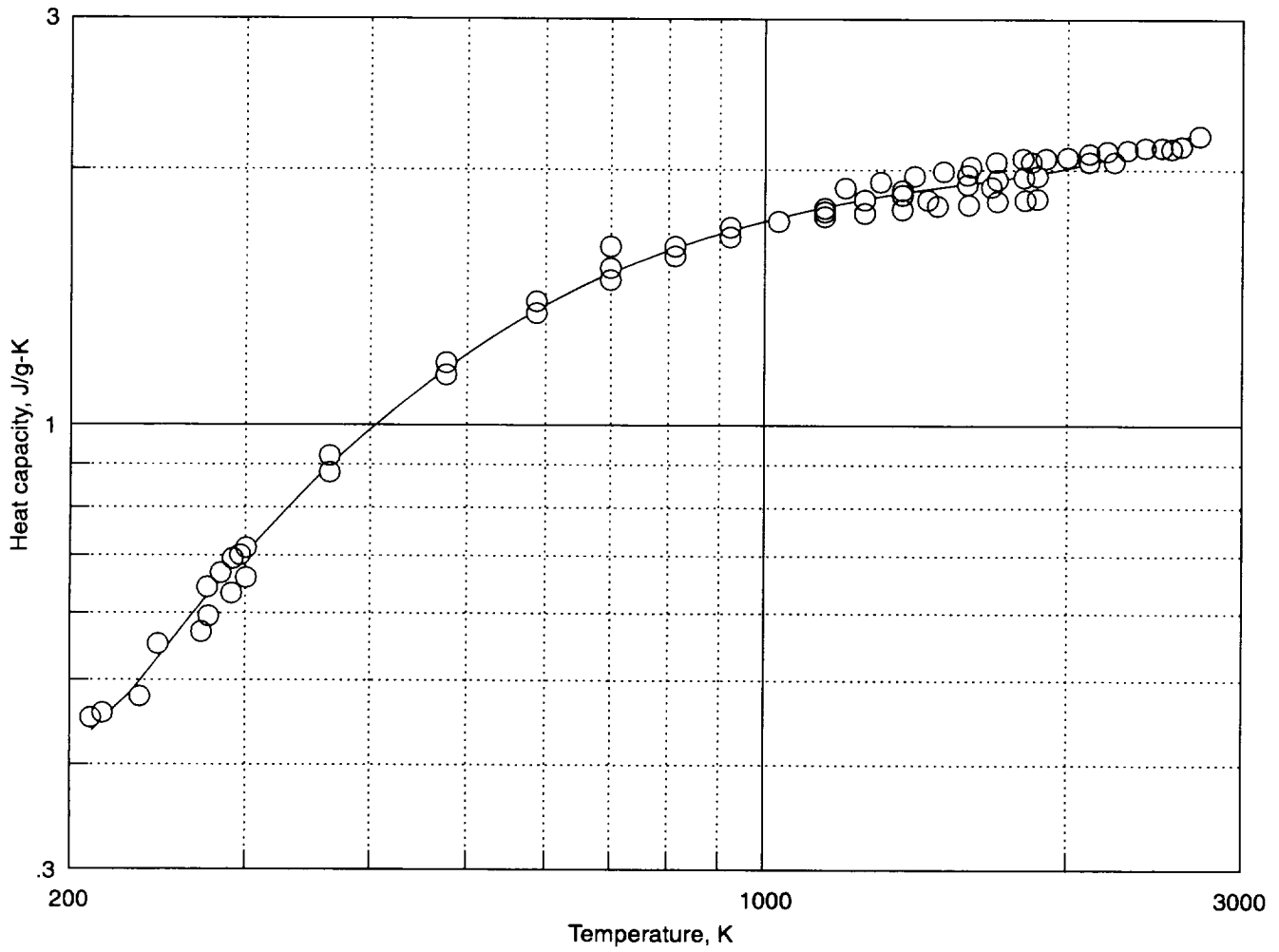


Figure 1. Specific heat for carbon-graphite from TPRC (Thermophysical Properties Research Center) data (ref. 6).

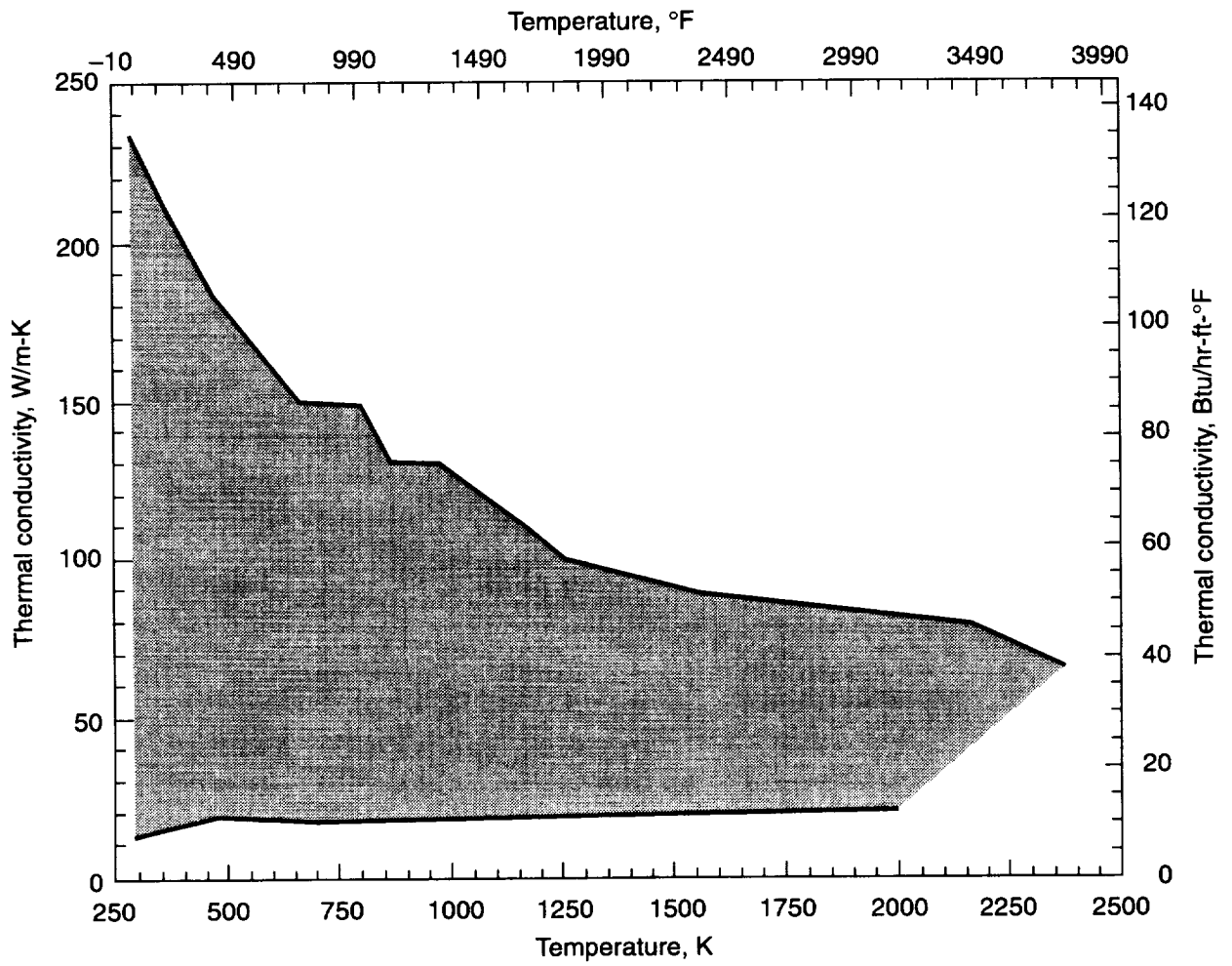


Figure 2. Range of in-plane thermal conductivity values for materials reported in paper.



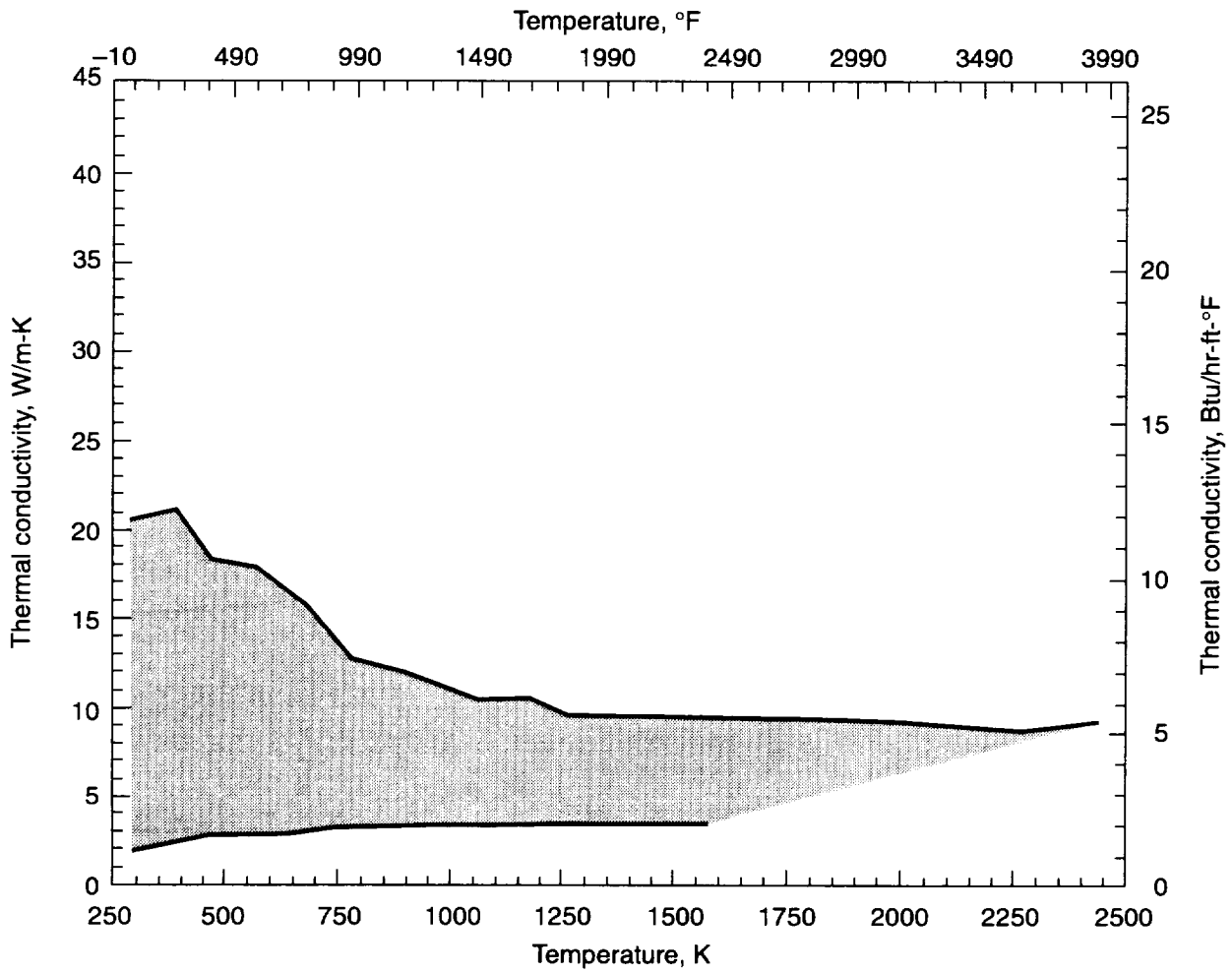


Figure 3. Range of through-the-thickness thermal conductivity values for materials reported in paper.

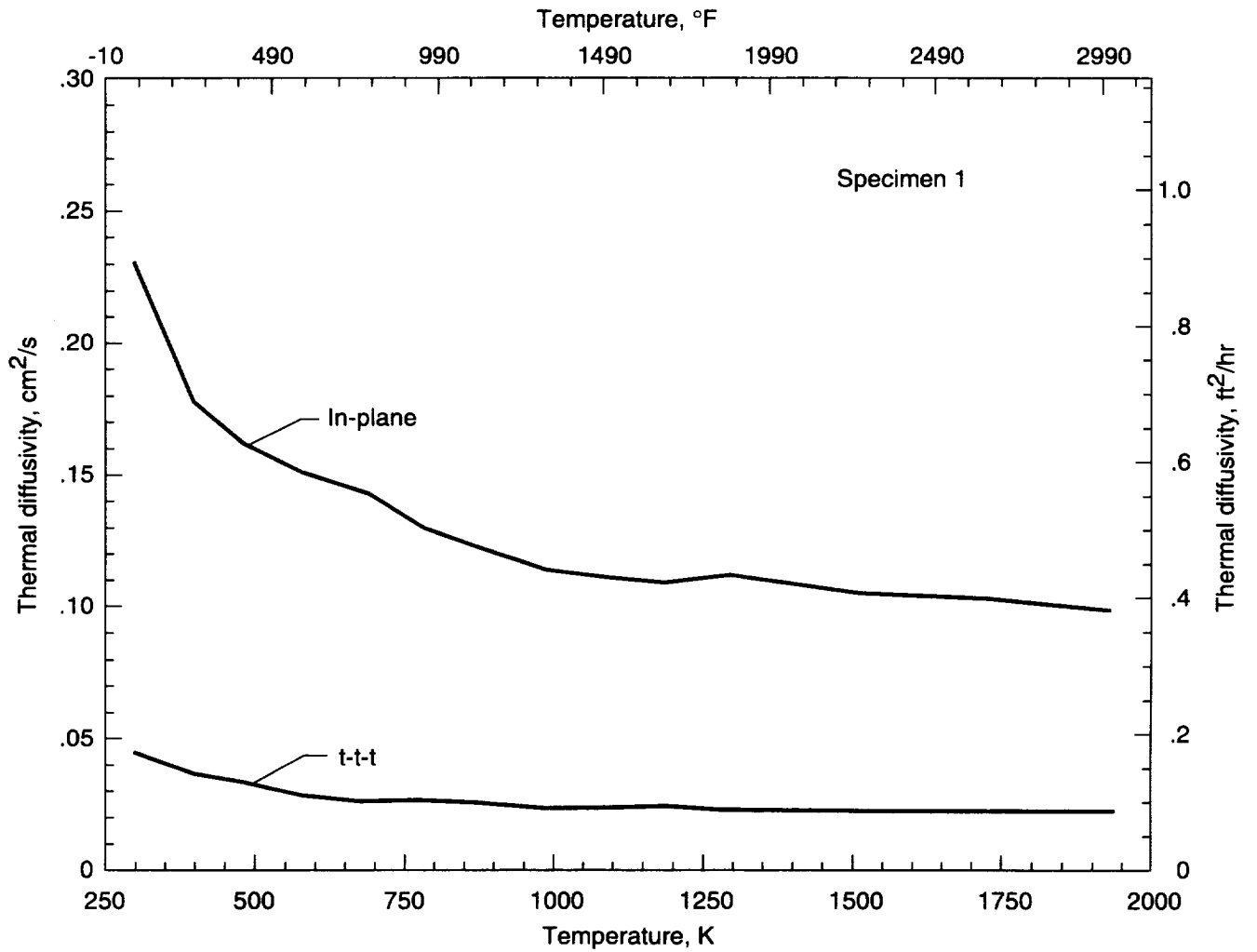


Figure 4. Thermal diffusivity versus temperature for LaRC panel 7A, which is T-300 3k phenolic densified material.

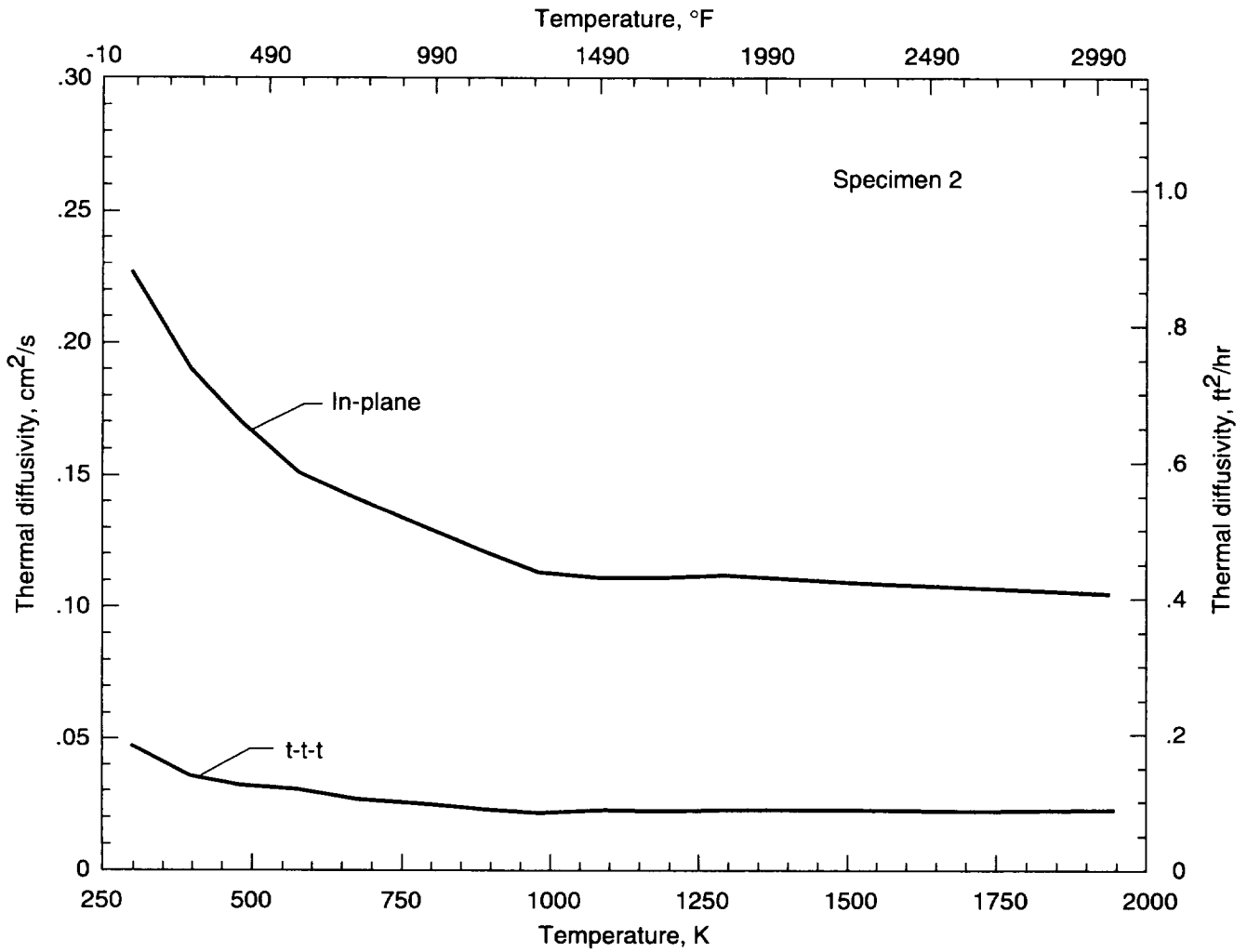


Figure 5. Thermal diffusivity versus temperature for LaRC panel 7B, which is T-300 3k LoPIC densified material.

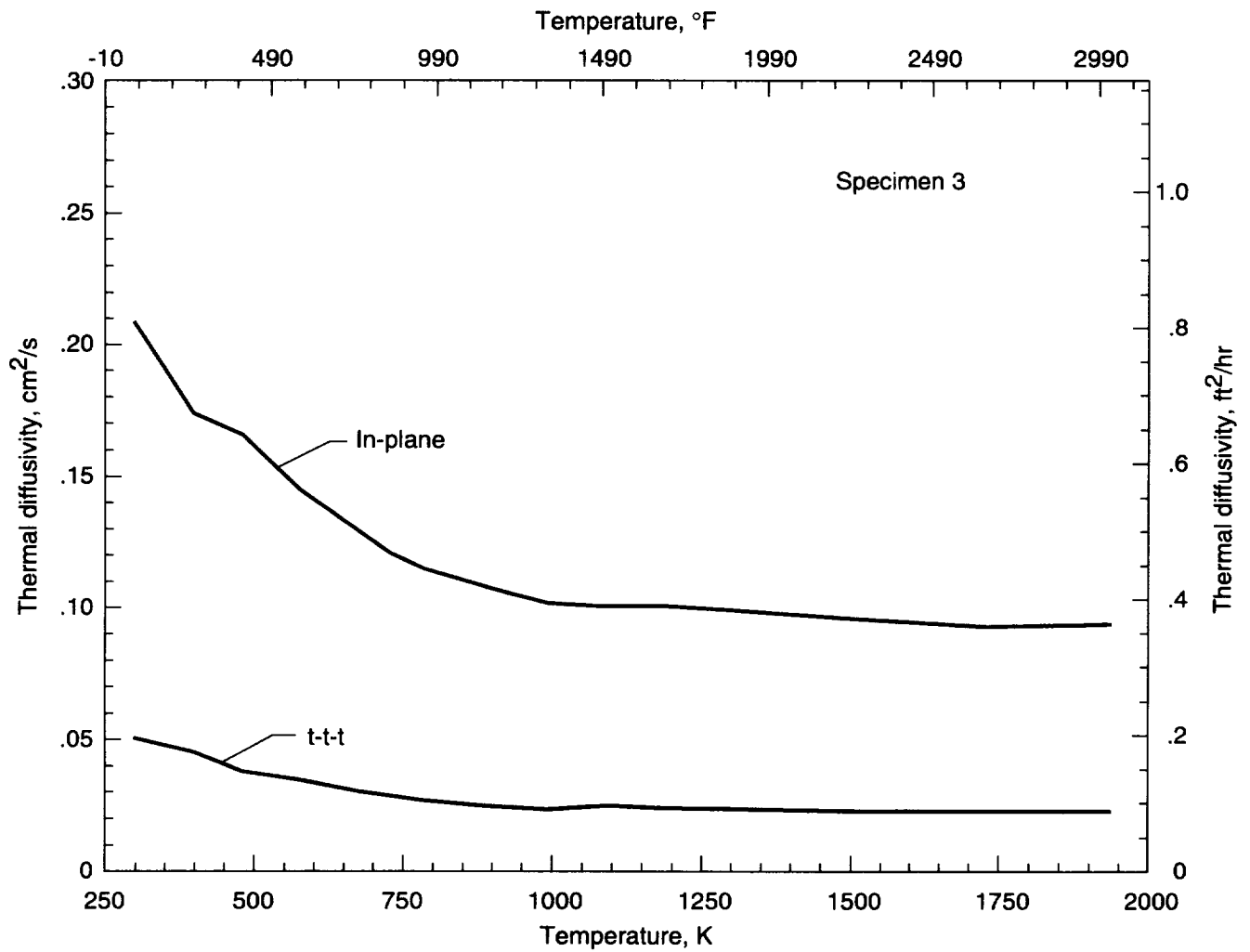


Figure 6. Thermal diffusivity versus temperature for LaRC panel 6, which is T-300 3k hybrid densified material.

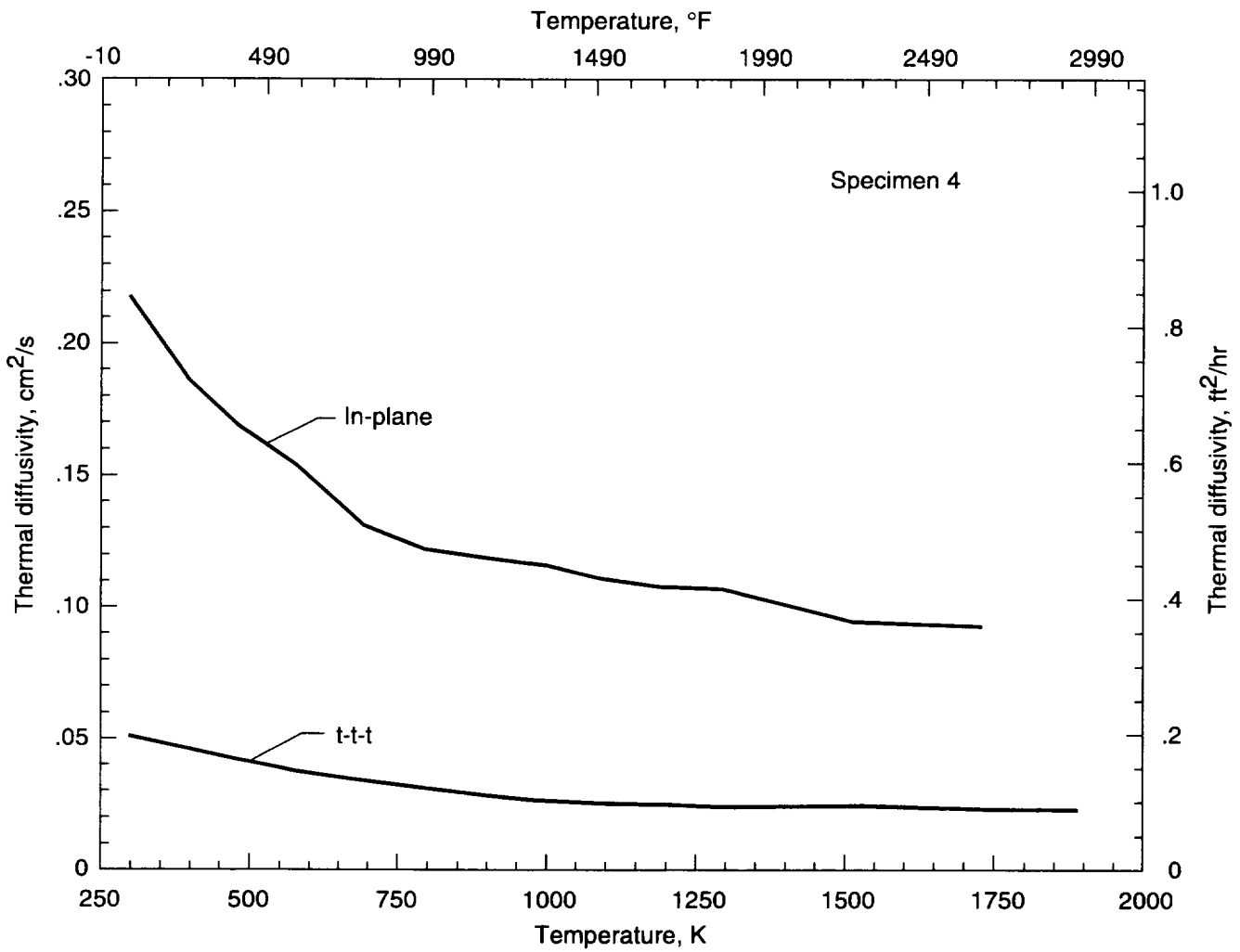


Figure 7. Thermal diffusivity versus temperature for LaRC panel 7C, which is T-300 3k CVI densified material.

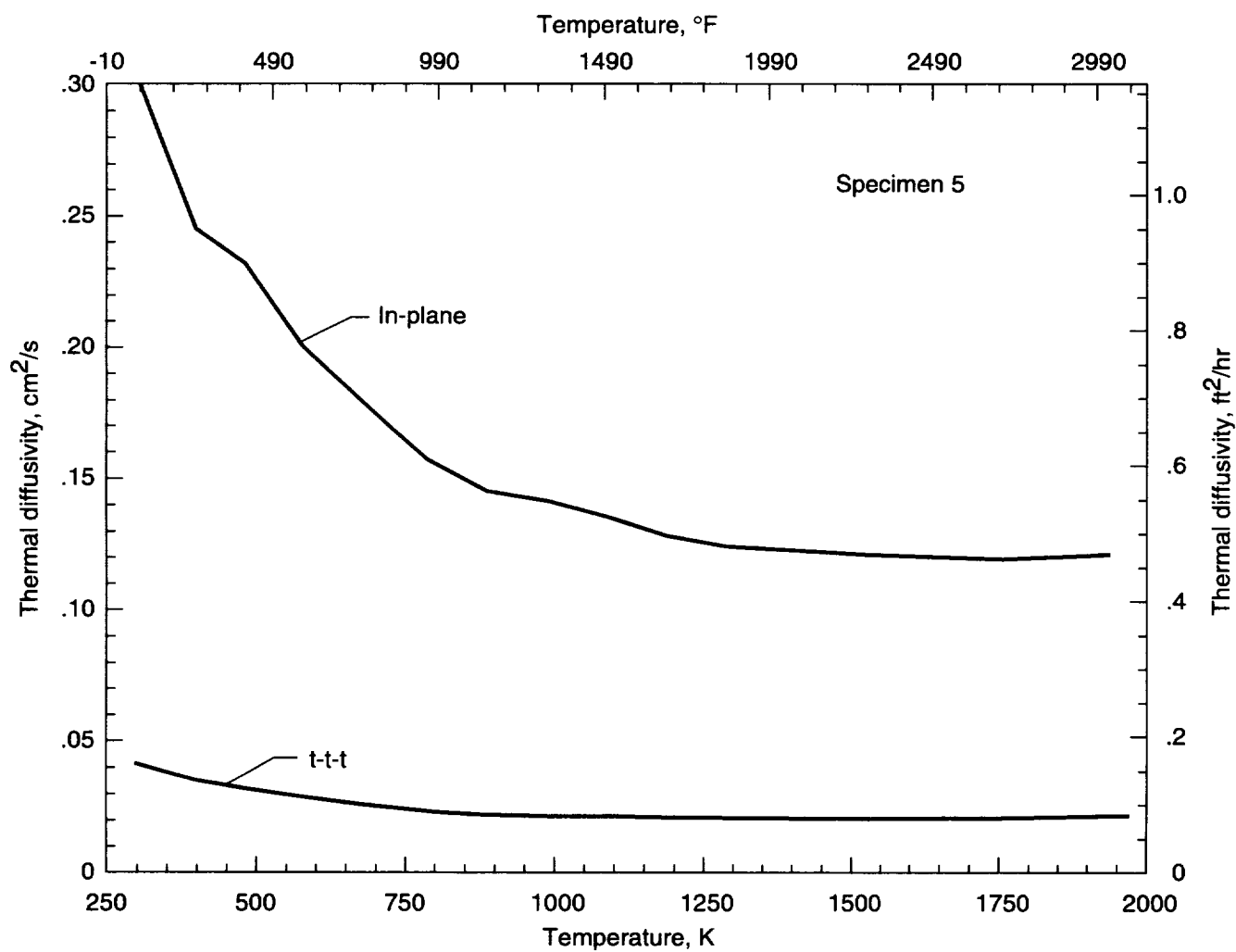


Figure 8. Thermal diffusivity versus temperature for LaRC panel 1P, which is T-50 3k phenolic densified material.

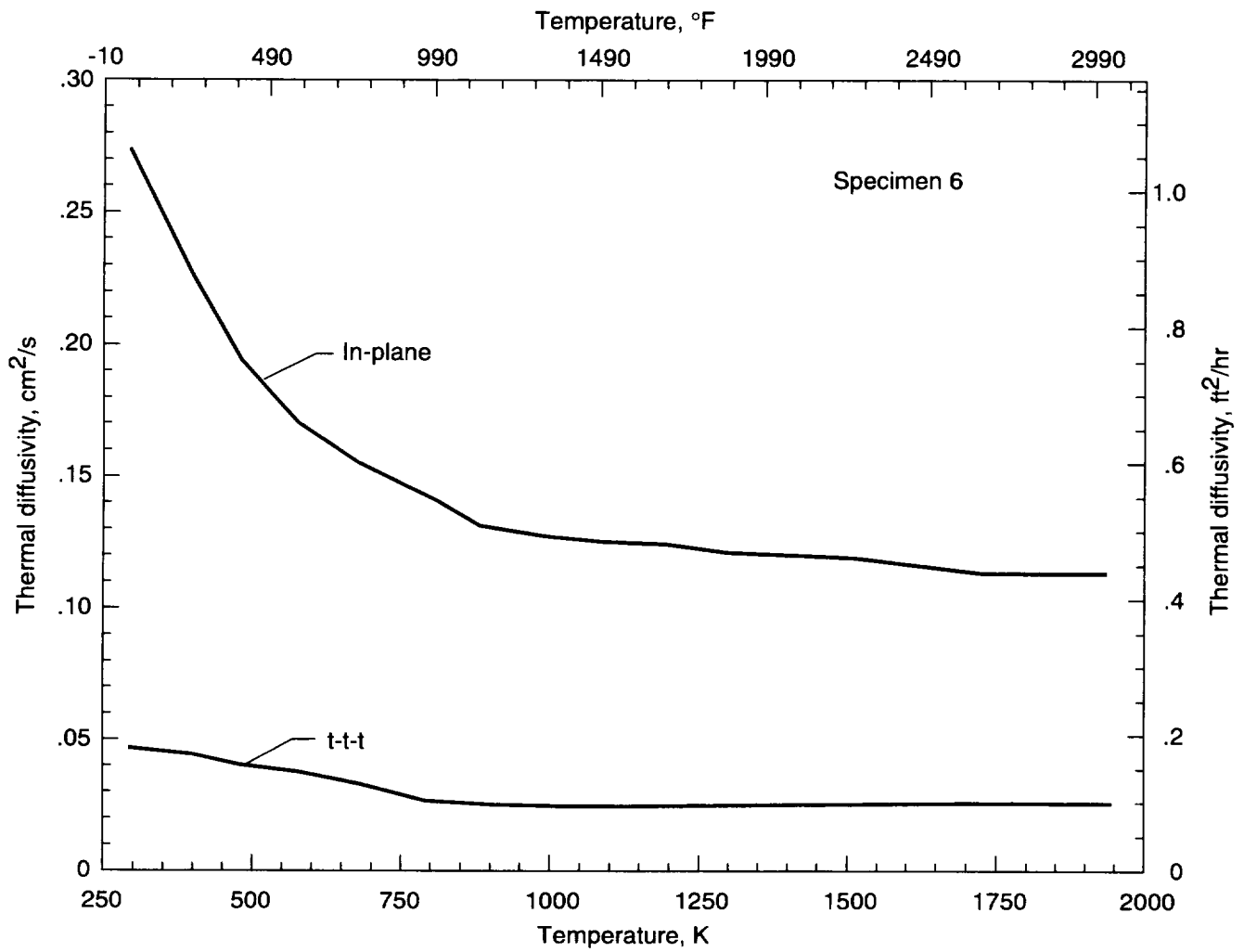


Figure 9. Thermal diffusivity versus temperature for LaRC panel 9H, which is T-50 3k hybrid densified material.

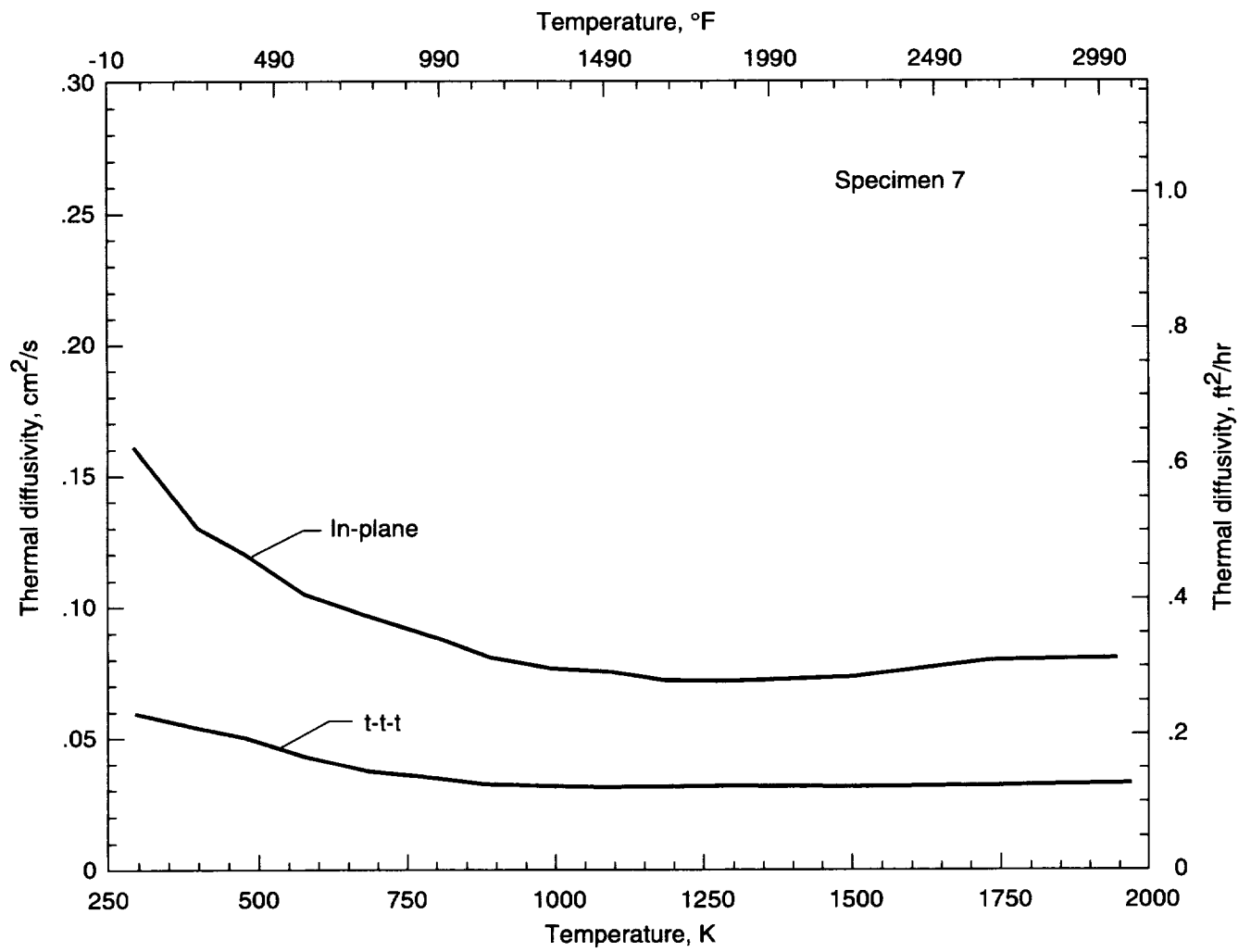


Figure 10. Thermal diffusivity versus temperature for LaRC panel 10-1, which is Celion 3k phenolic densified material.



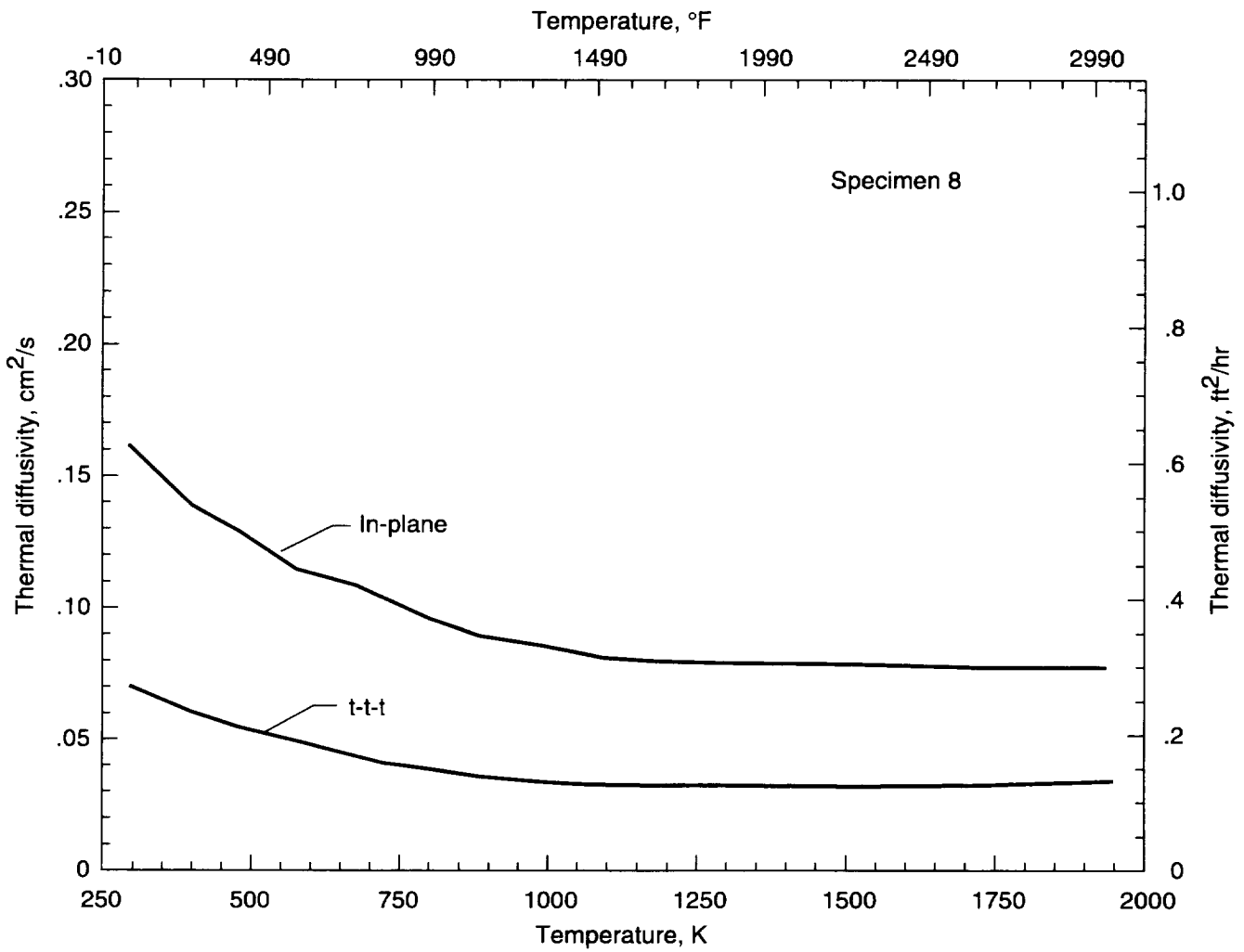


Figure 11. Thermal diffusivity versus temperature for LaRC panel 10-3, which is Celion 3k LoPIC densified material.

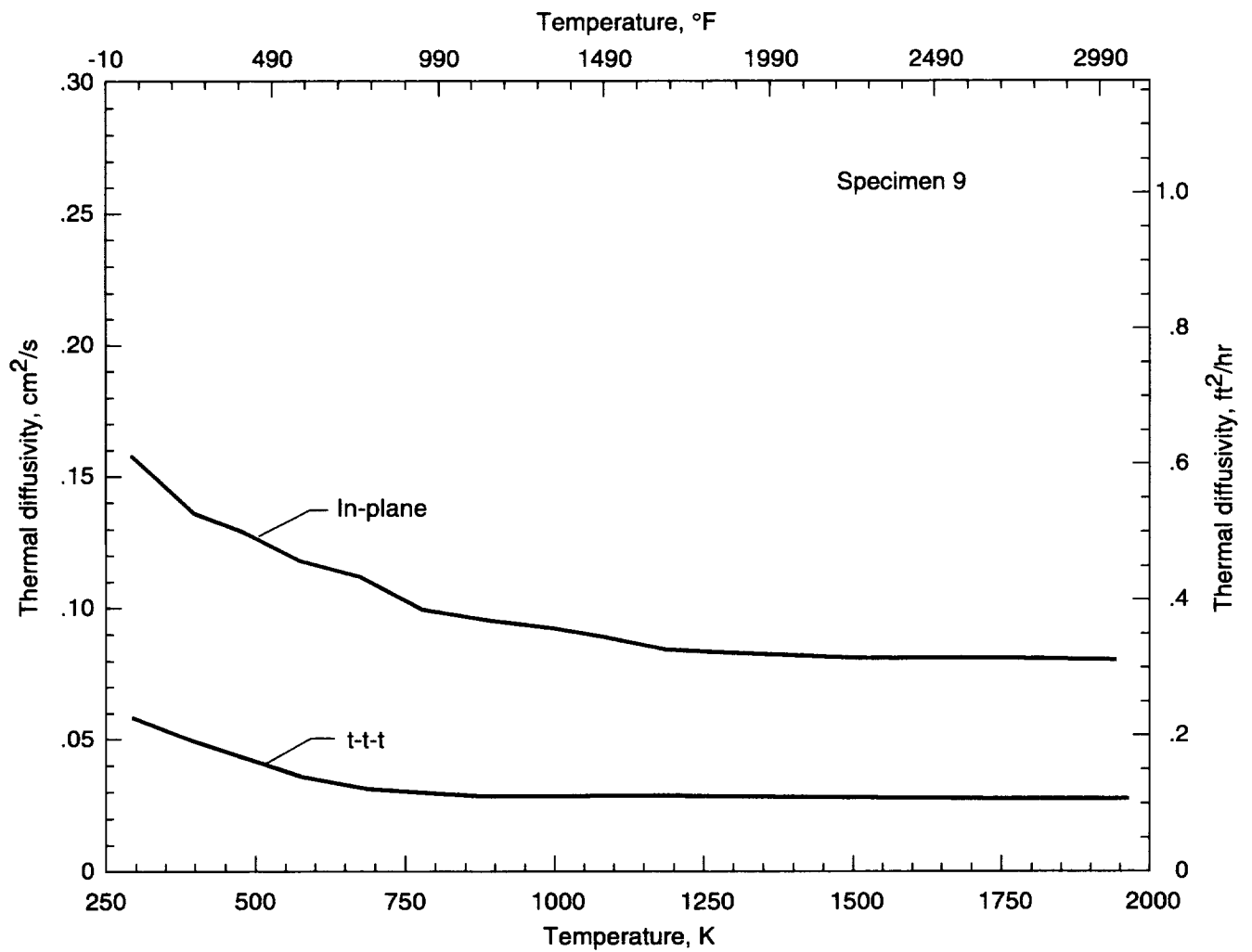


Figure 12. Thermal diffusivity versus temperature for LaRC panel 9-1, which is Celion 3k/2k phenolic densified material.

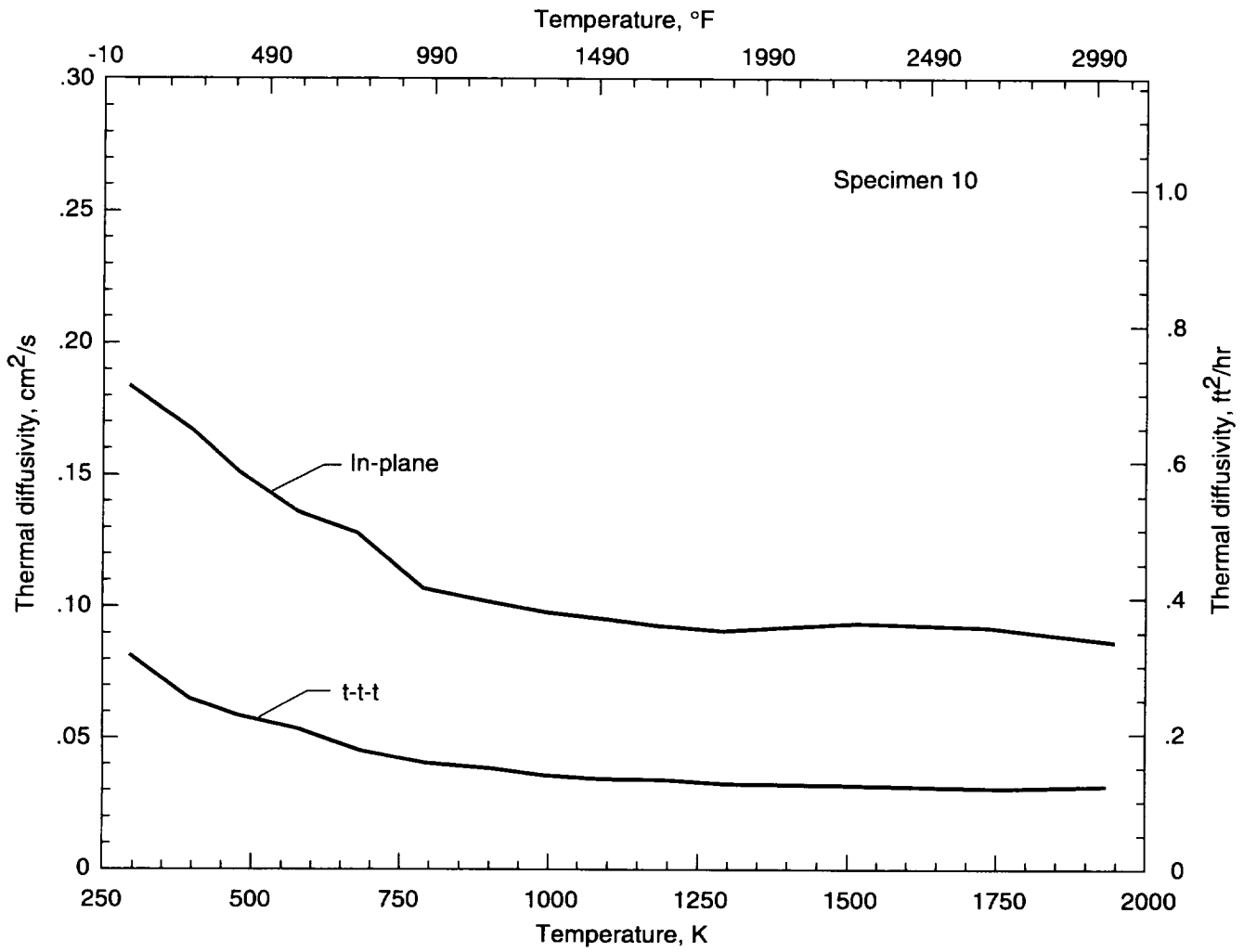


Figure 13. Thermal diffusivity versus temperature for LaRC panel 9-3, which is Celion 3k/2k LoPIC densified material.

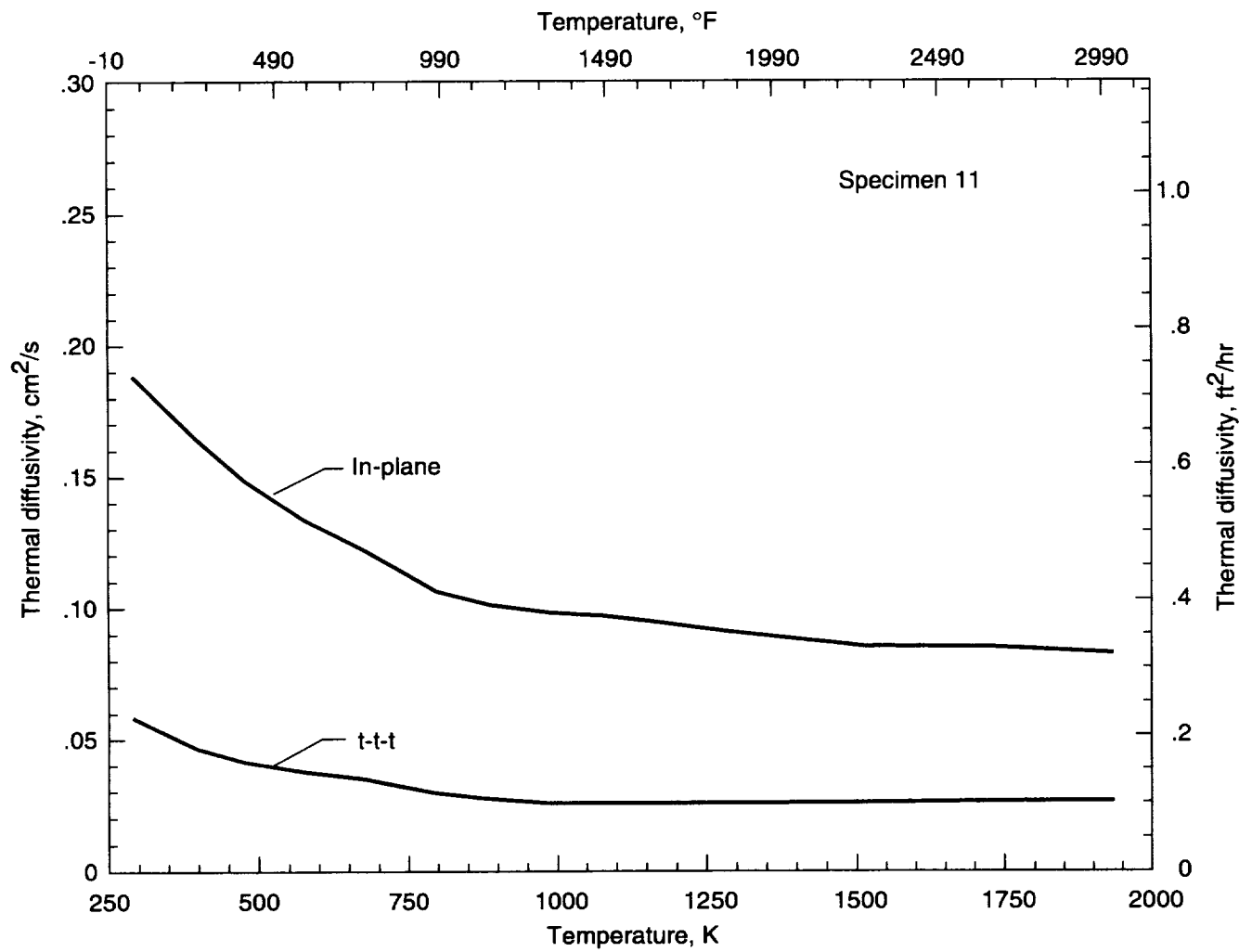


Figure 14. Thermal diffusivity versus temperature for Boeing/Rohr T-300 1k hybrid densified material.

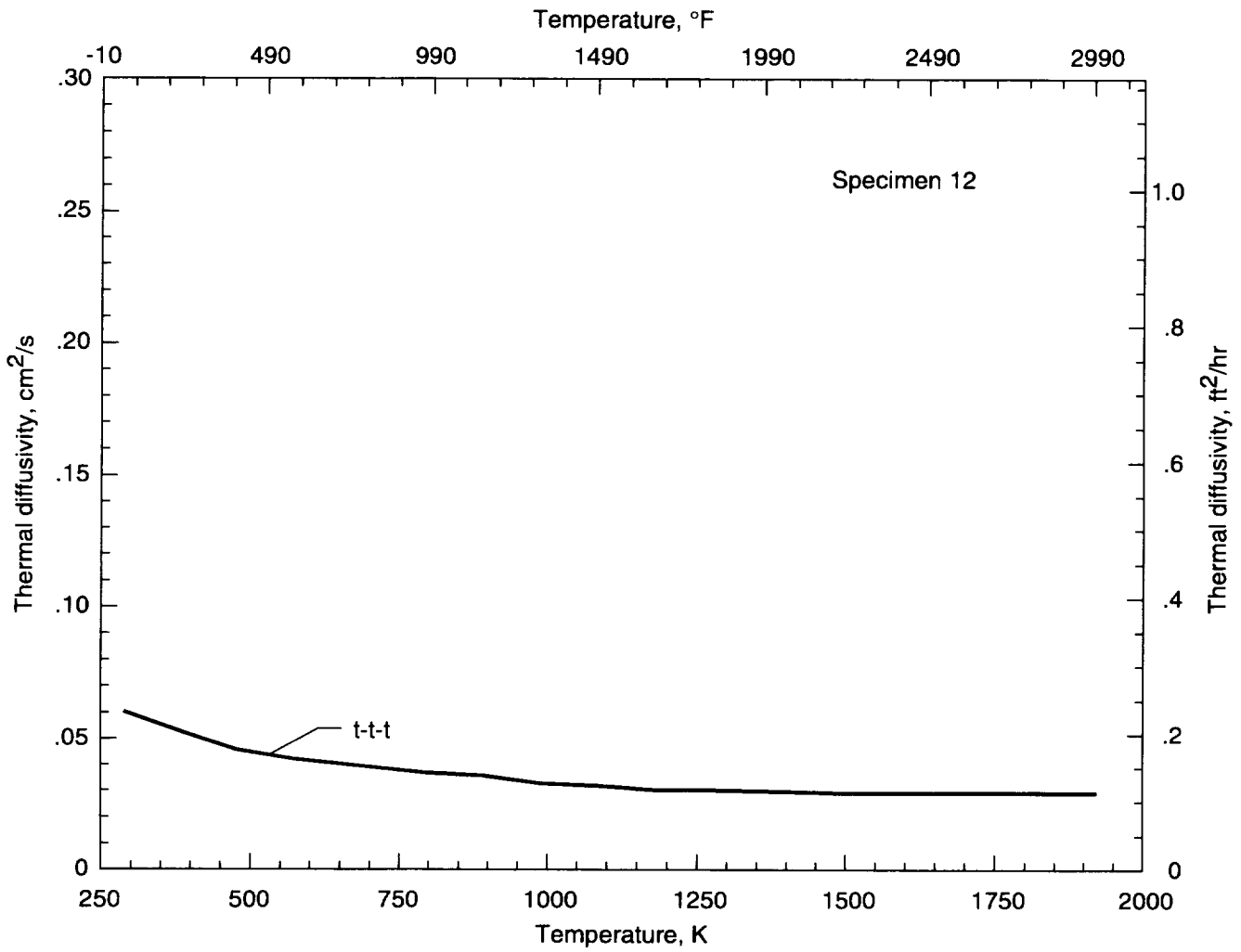


Figure 15. Thermal diffusivity versus temperature for CVD-coated Boeing/Rohr T-300 1k hybrid densified material.

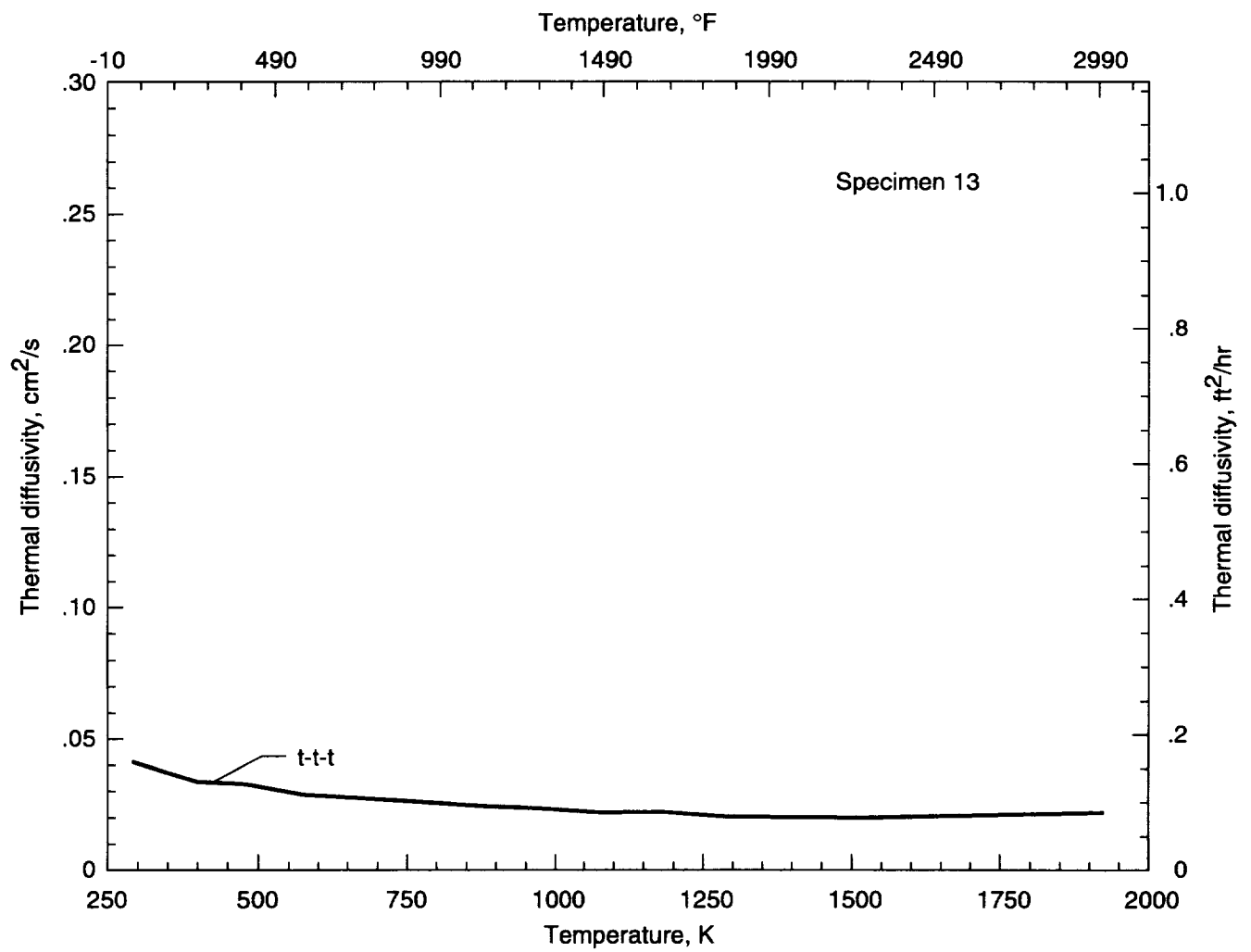


Figure 16. Thermal diffusivity versus temperature for PPC-coated Boeing/Rohr T-300 1k hybrid densified material.

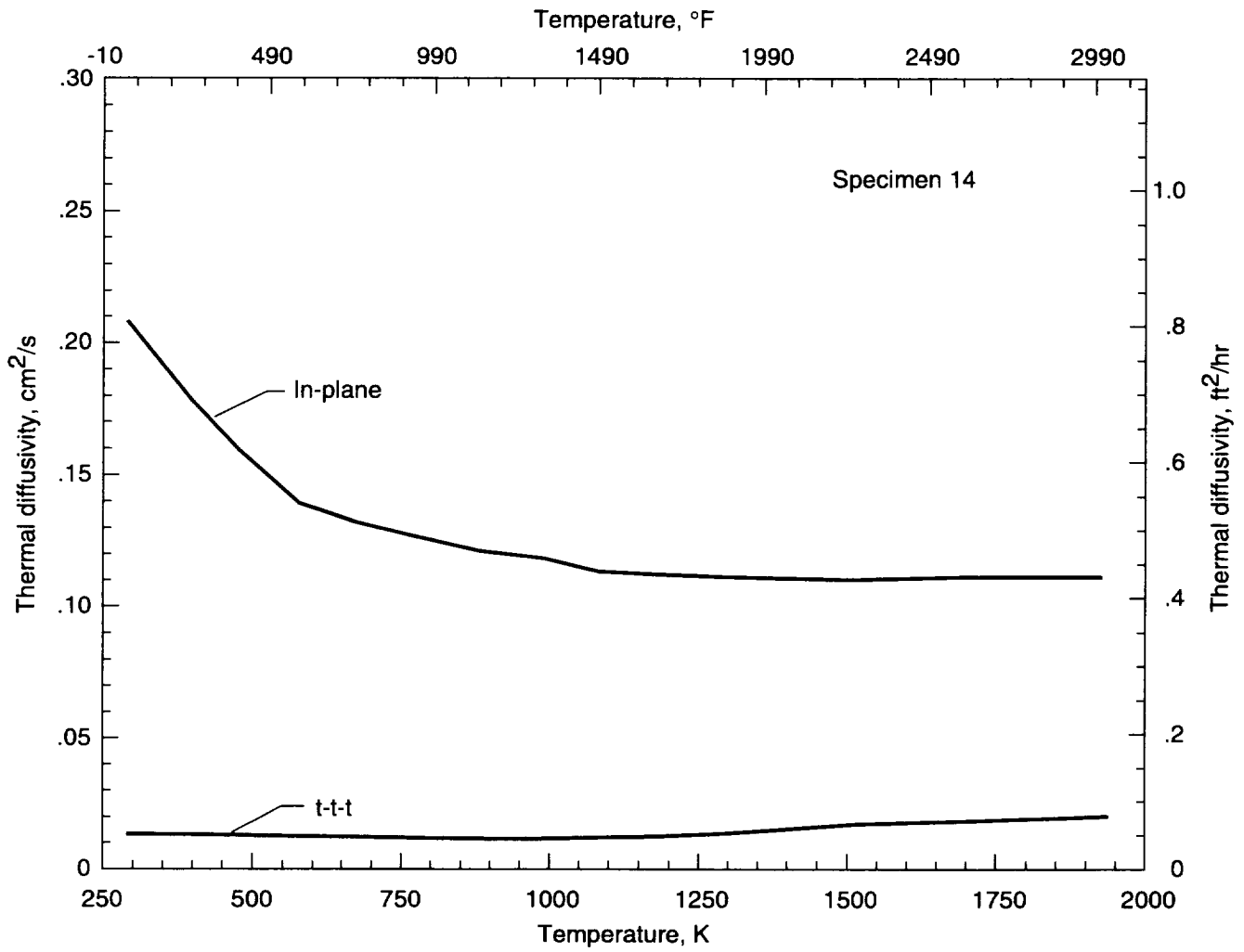


Figure 17. Thermal diffusivity versus temperature for CCAT T-300 3k phenolic densified material.

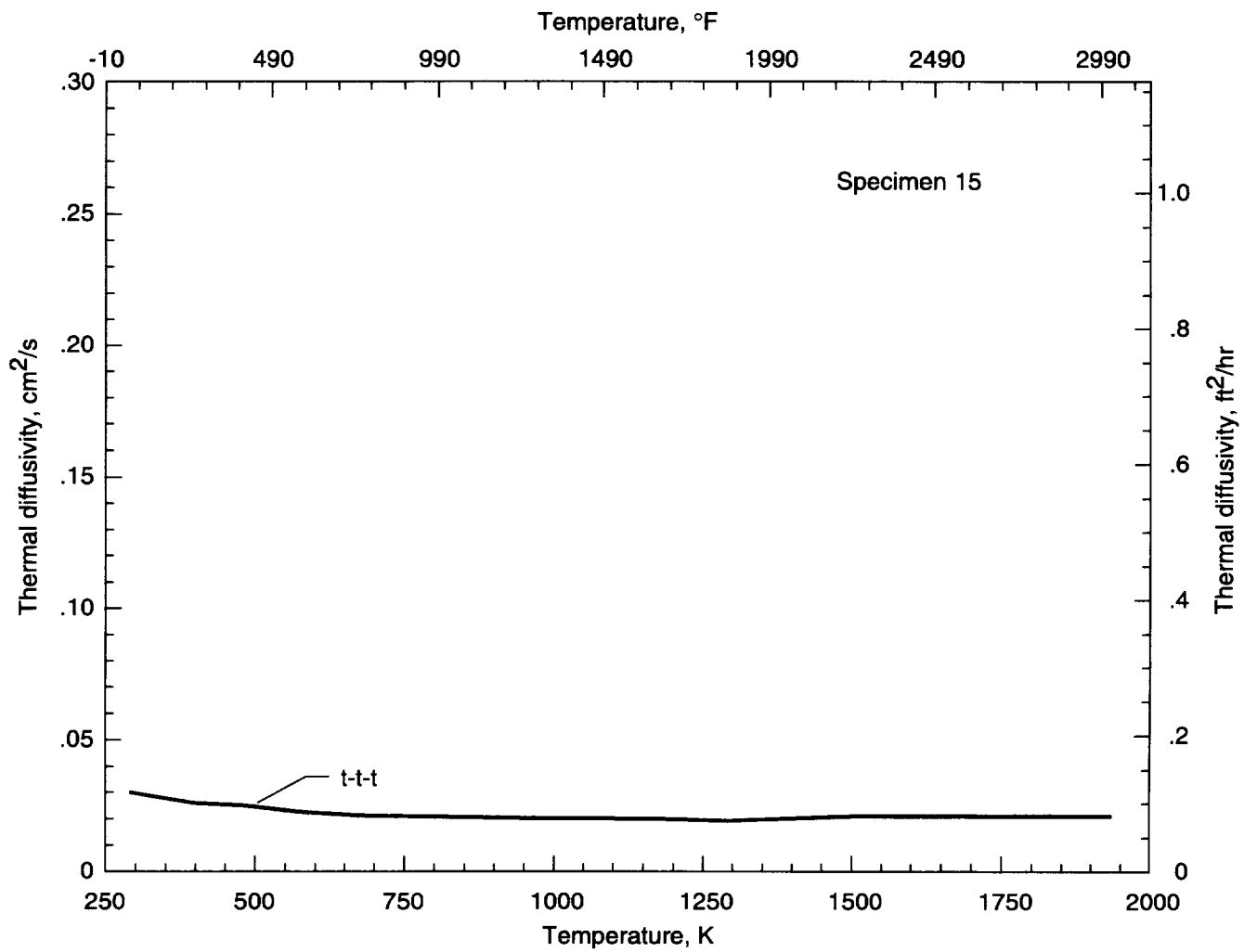


Figure 18. Thermal diffusivity versus temperature for Type III coated CCAT T-300 3k phenolic densified material.



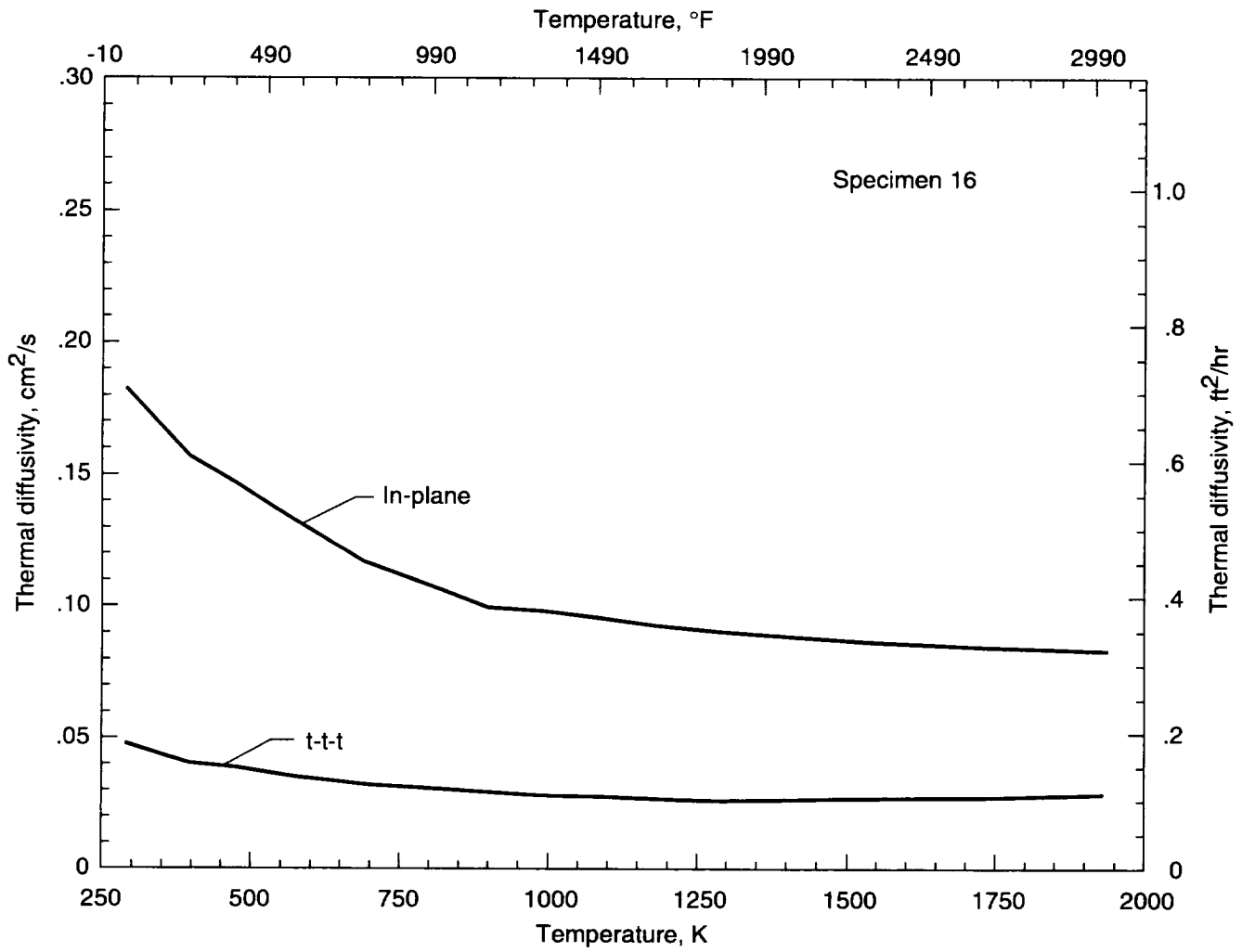


Figure 19. Thermal diffusivity versus temperature for LaRC stitched panel 2, which is T-300 3k phenolic densified material.

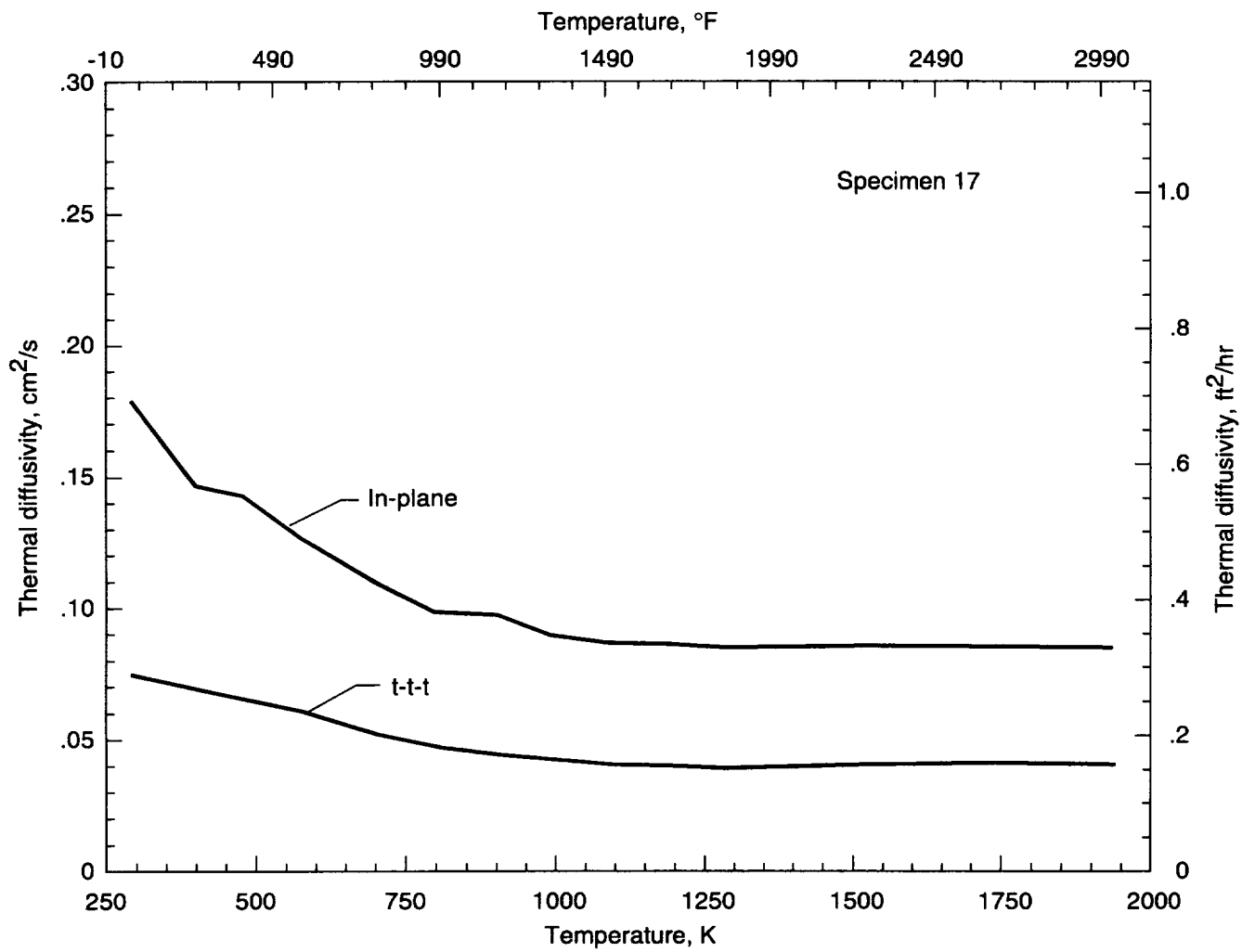


Figure 20. Thermal diffusivity versus temperature for LaRC stitched panel 5, which is T-300 3k phenolic densified material.

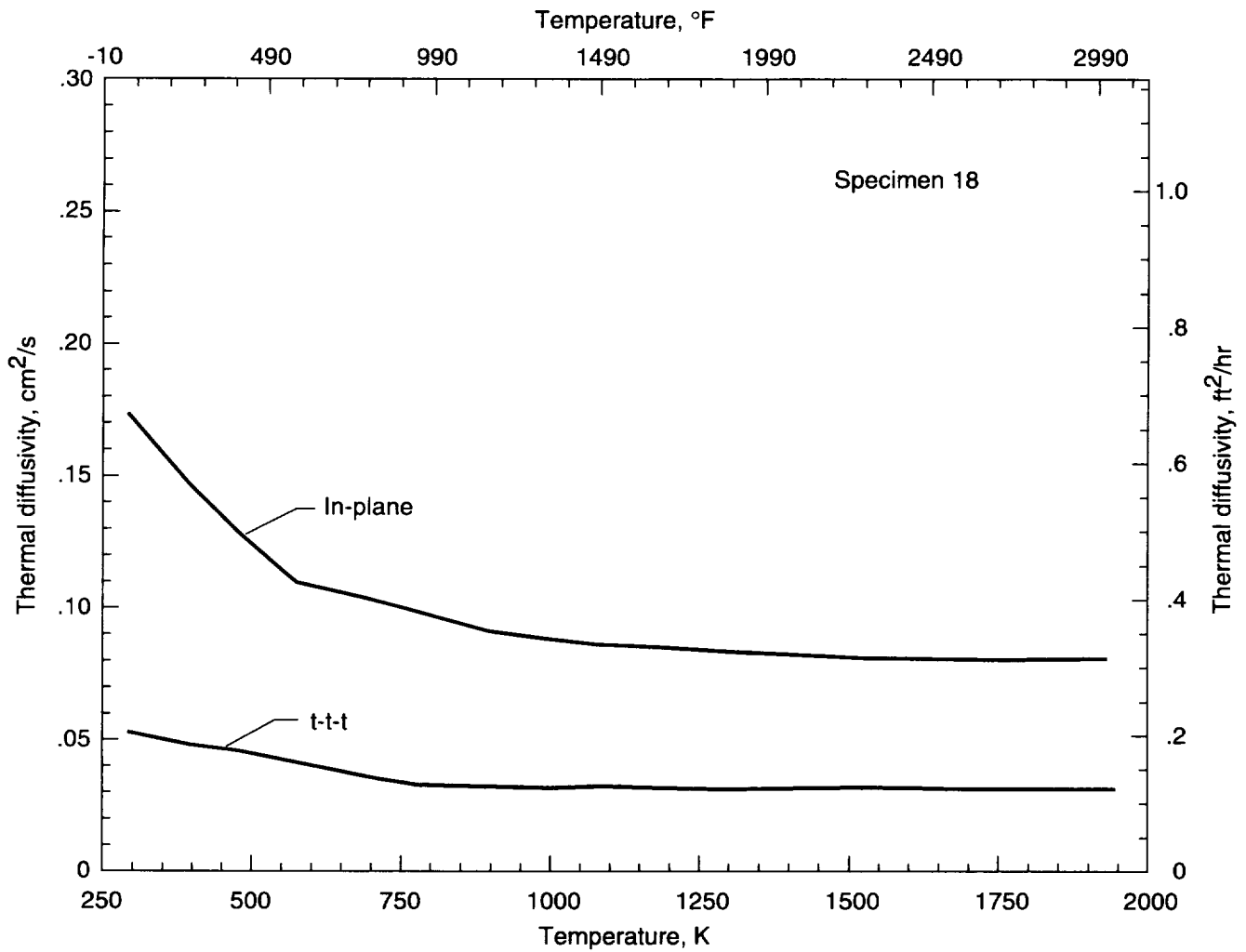


Figure 21. Thermal diffusivity versus temperature for LaRC stitched panel 8, which is T-300 3k phenolic densified material.

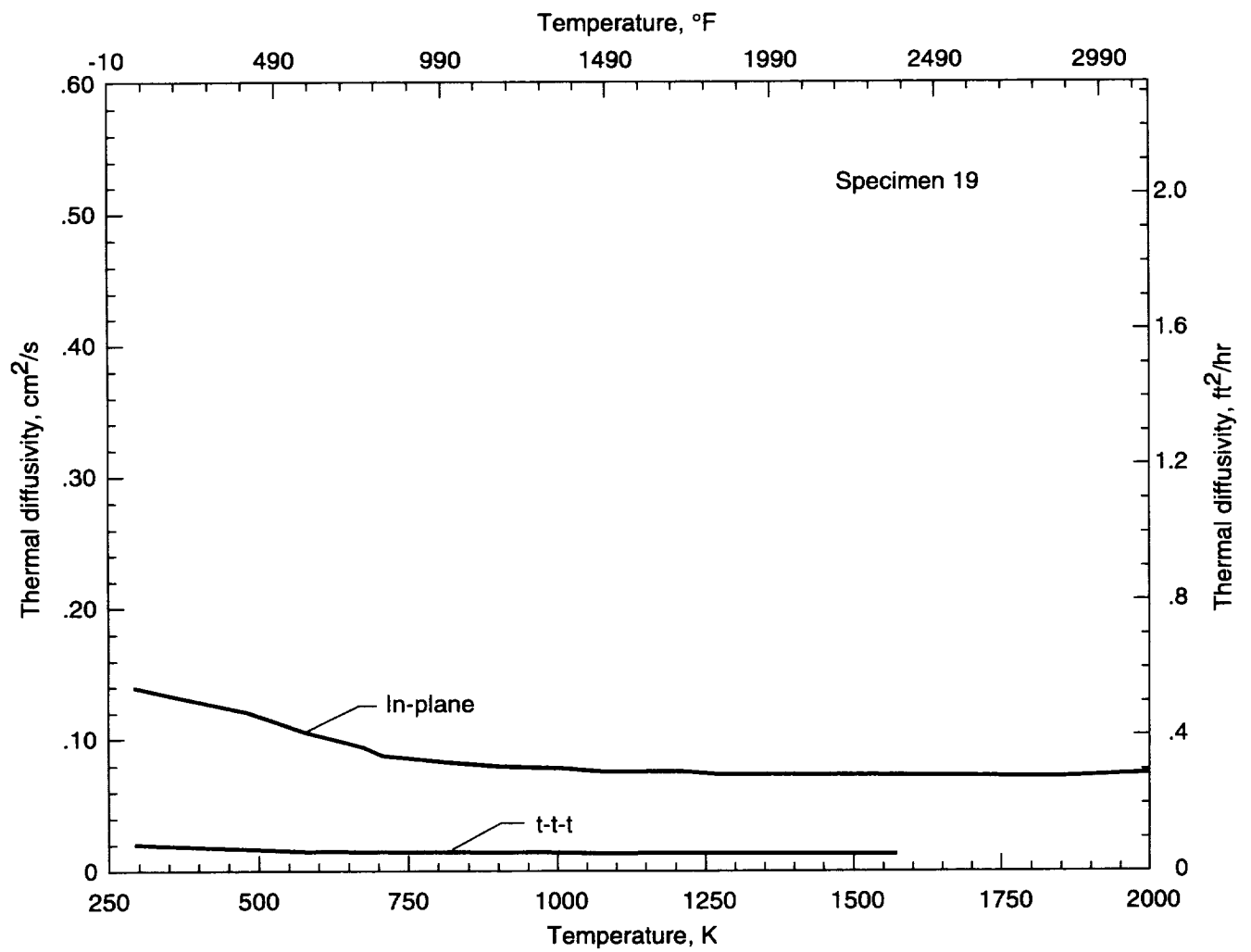


Figure 22. Thermal diffusivity versus temperature for LaRC J1, which is T-300 3k CVI densified material.

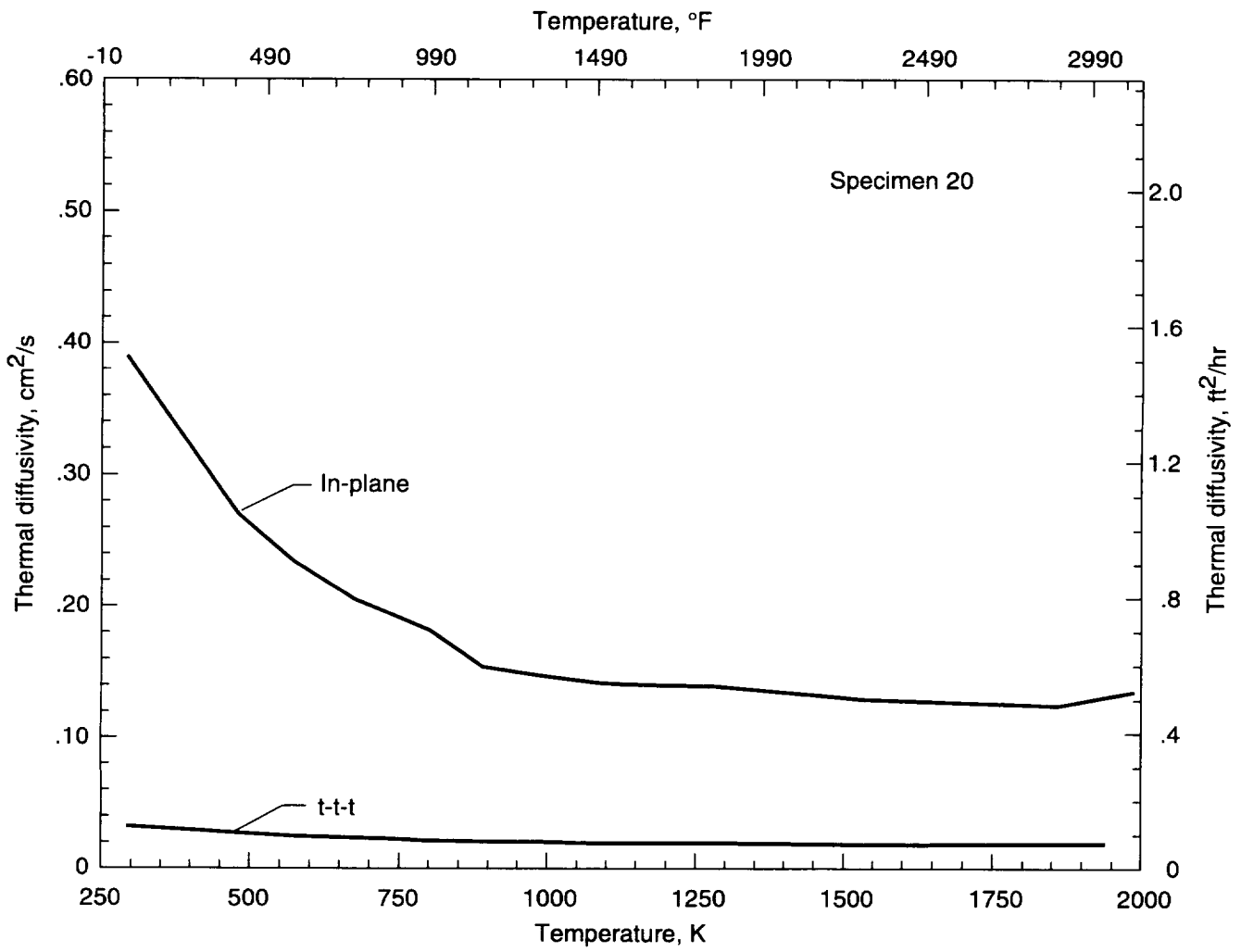


Figure 23. Thermal diffusivity versus temperature for LaRC J2, which is T-300 3k CVI densified material.

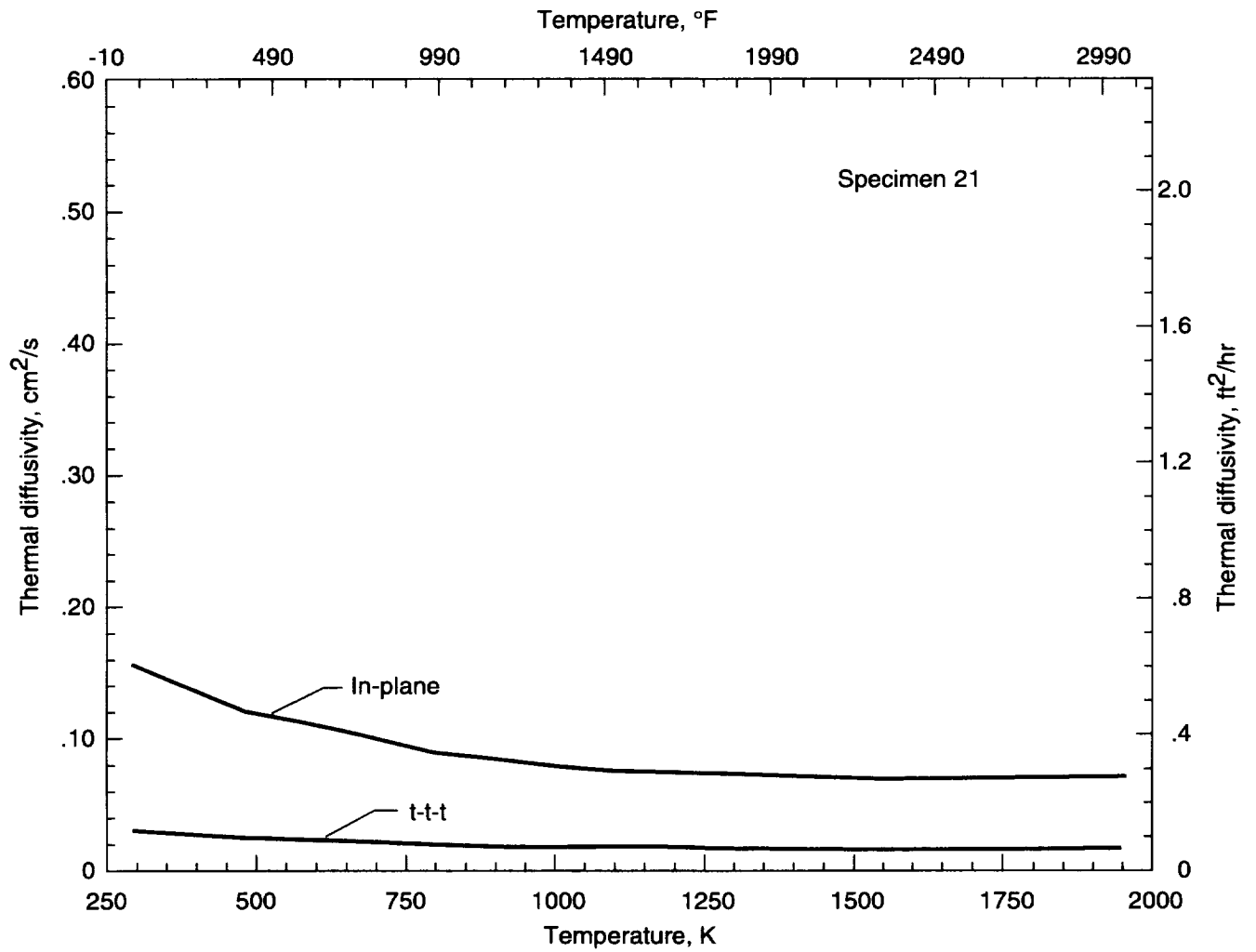


Figure 24. Thermal diffusivity versus temperature for LaRC J3, which is T-300 3k CVI densified material.

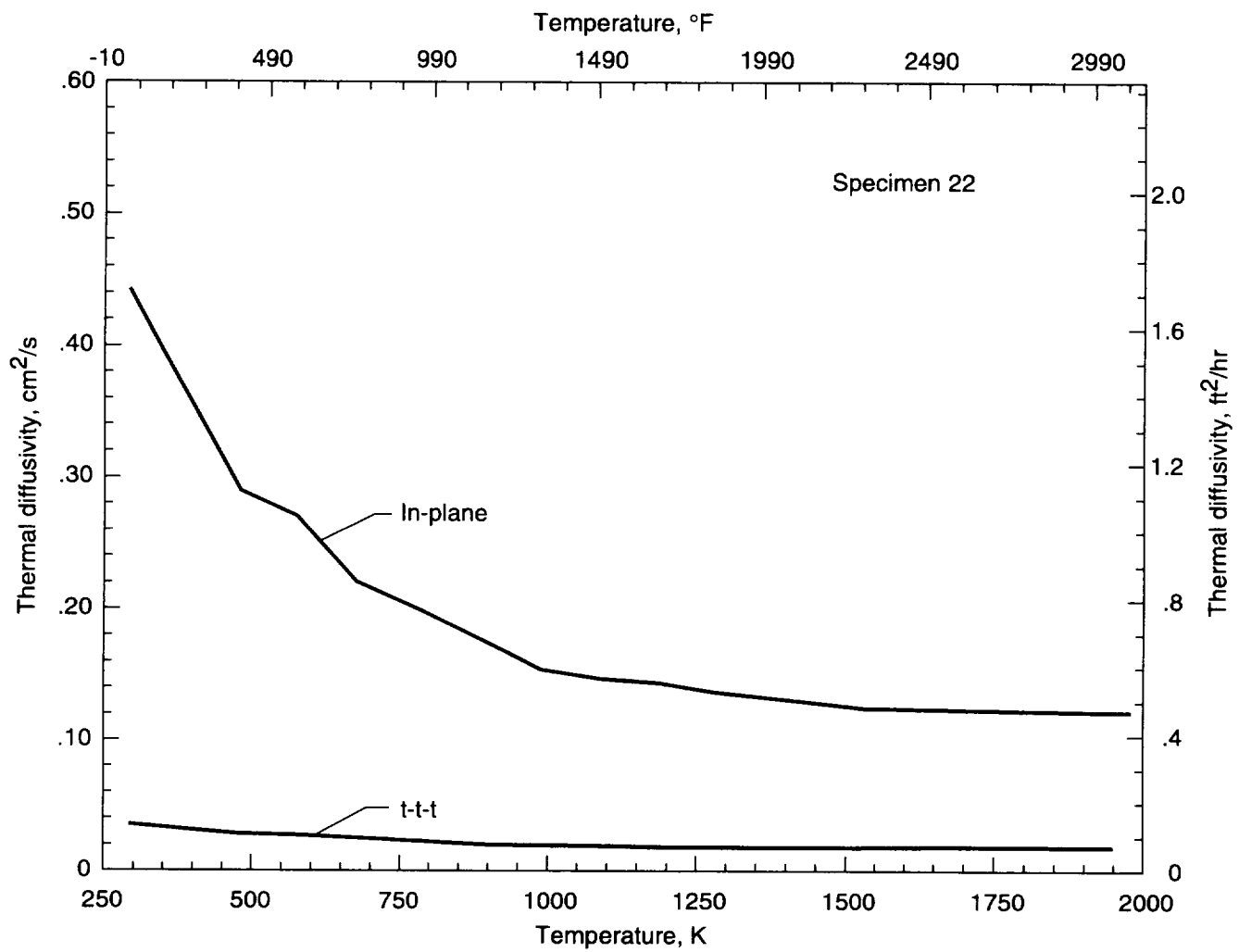


Figure 25. Thermal diffusivity versus temperature for LaRC J4, which is T-300 3k CVI densified material.

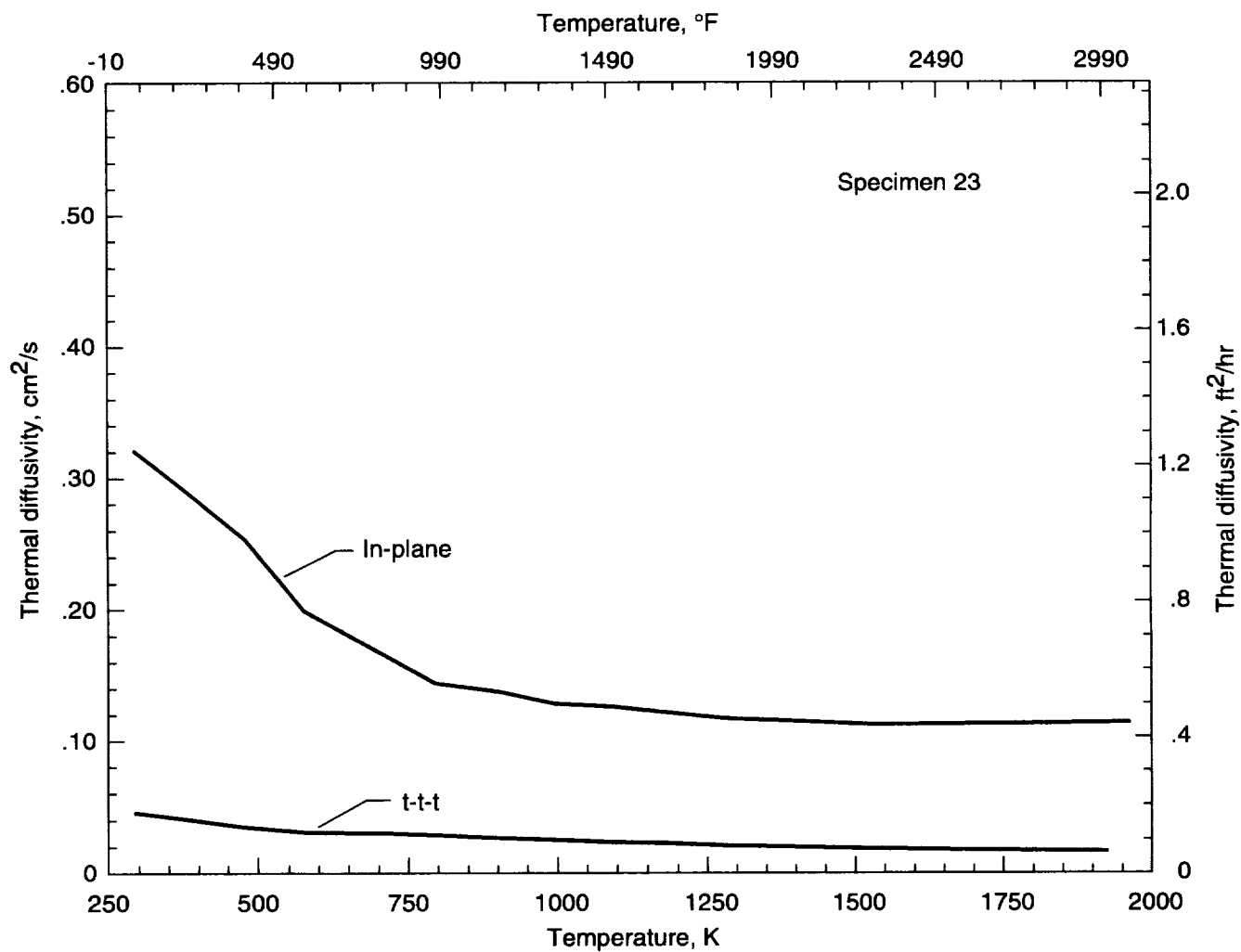


Figure 26. Thermal diffusivity versus temperature for LaRC J5, which is T-300 3k CVI densified material.



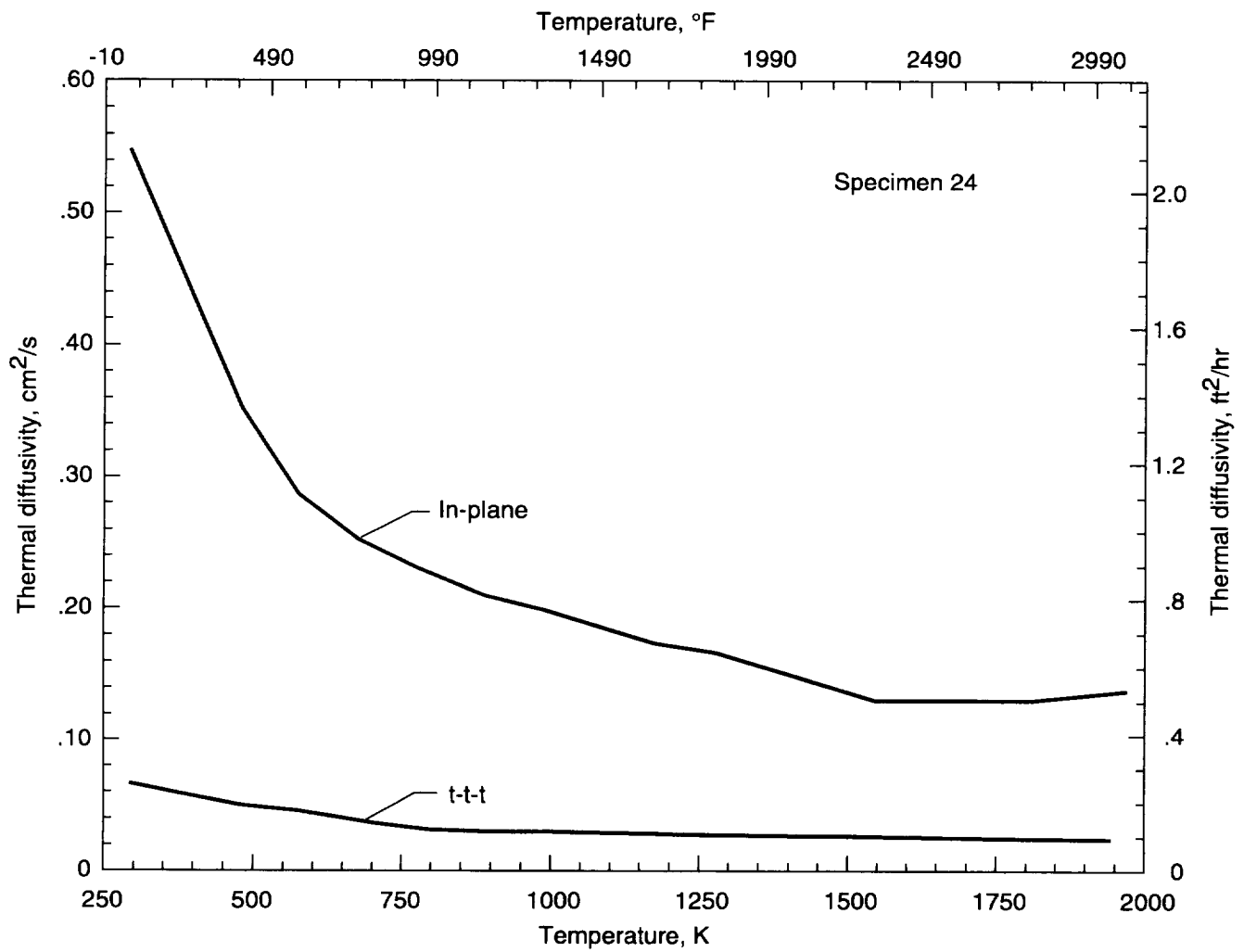


Figure 27. Thermal diffusivity versus temperature for LaRC J6, which is T-300 3k CVI densified material.

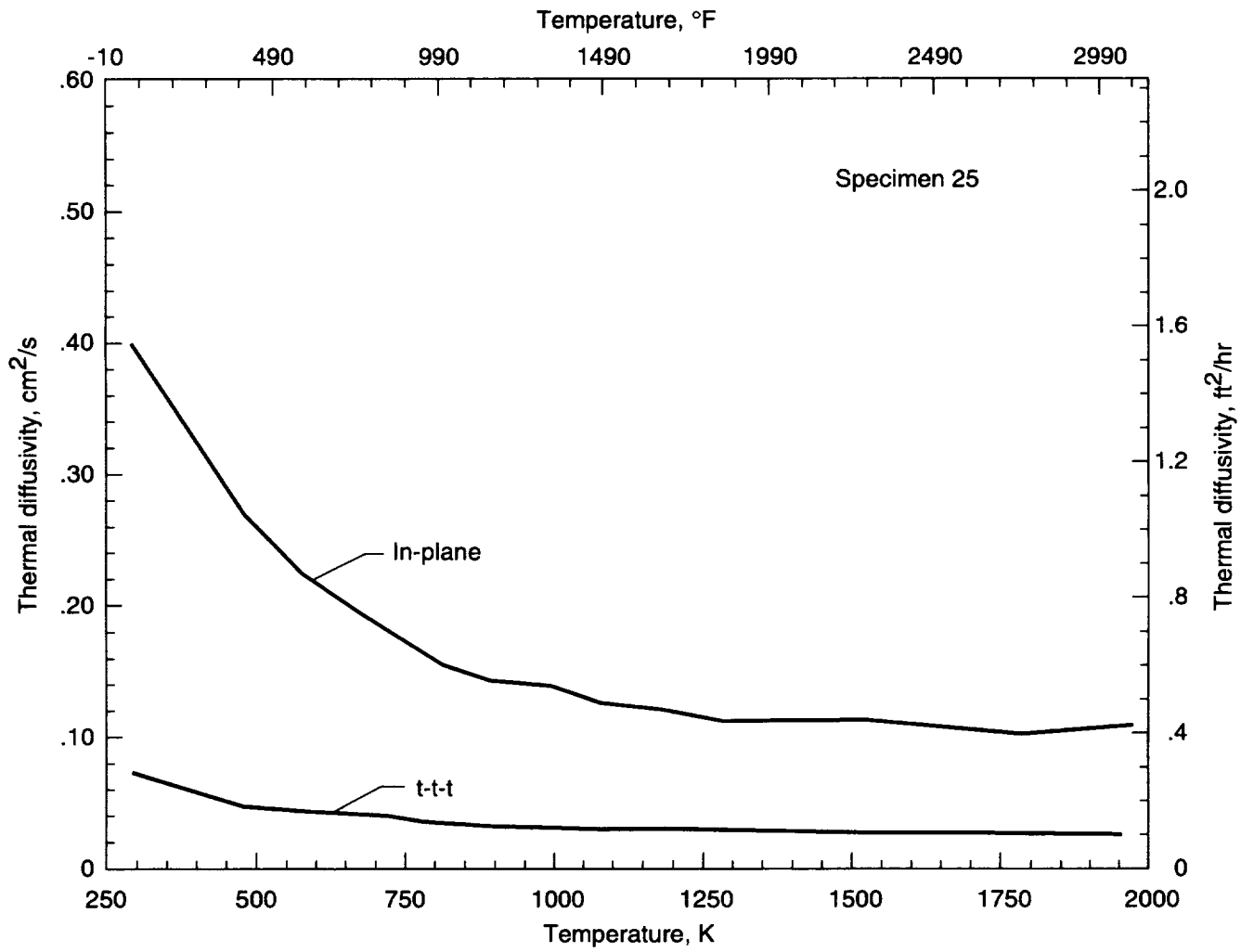


Figure 28. Thermal diffusivity versus temperature for LaRC J7, which is T-300 3k CVI densified material.

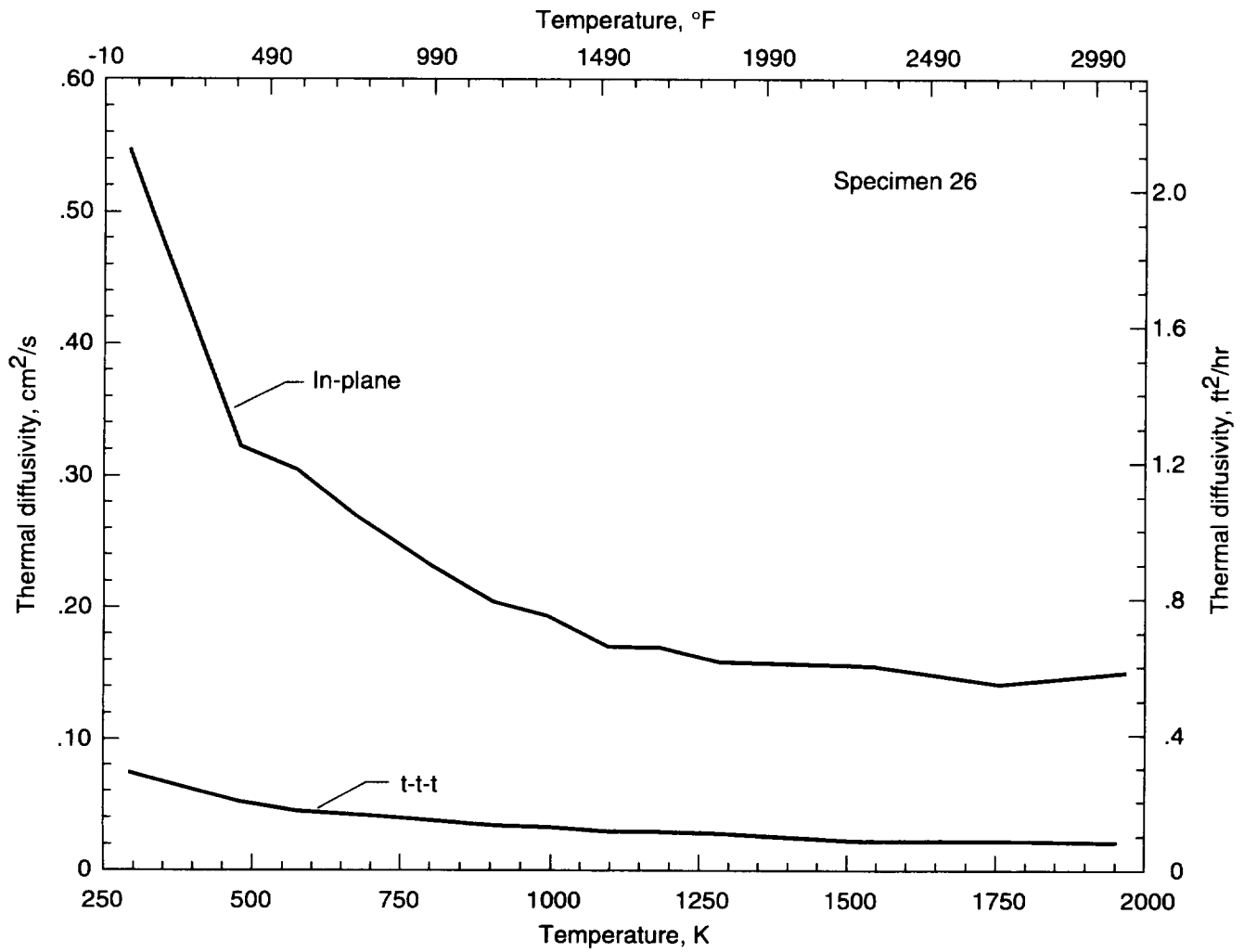


Figure 29. Thermal diffusivity versus temperature for LaRC J8, which is T-300 3k CVI densified material.

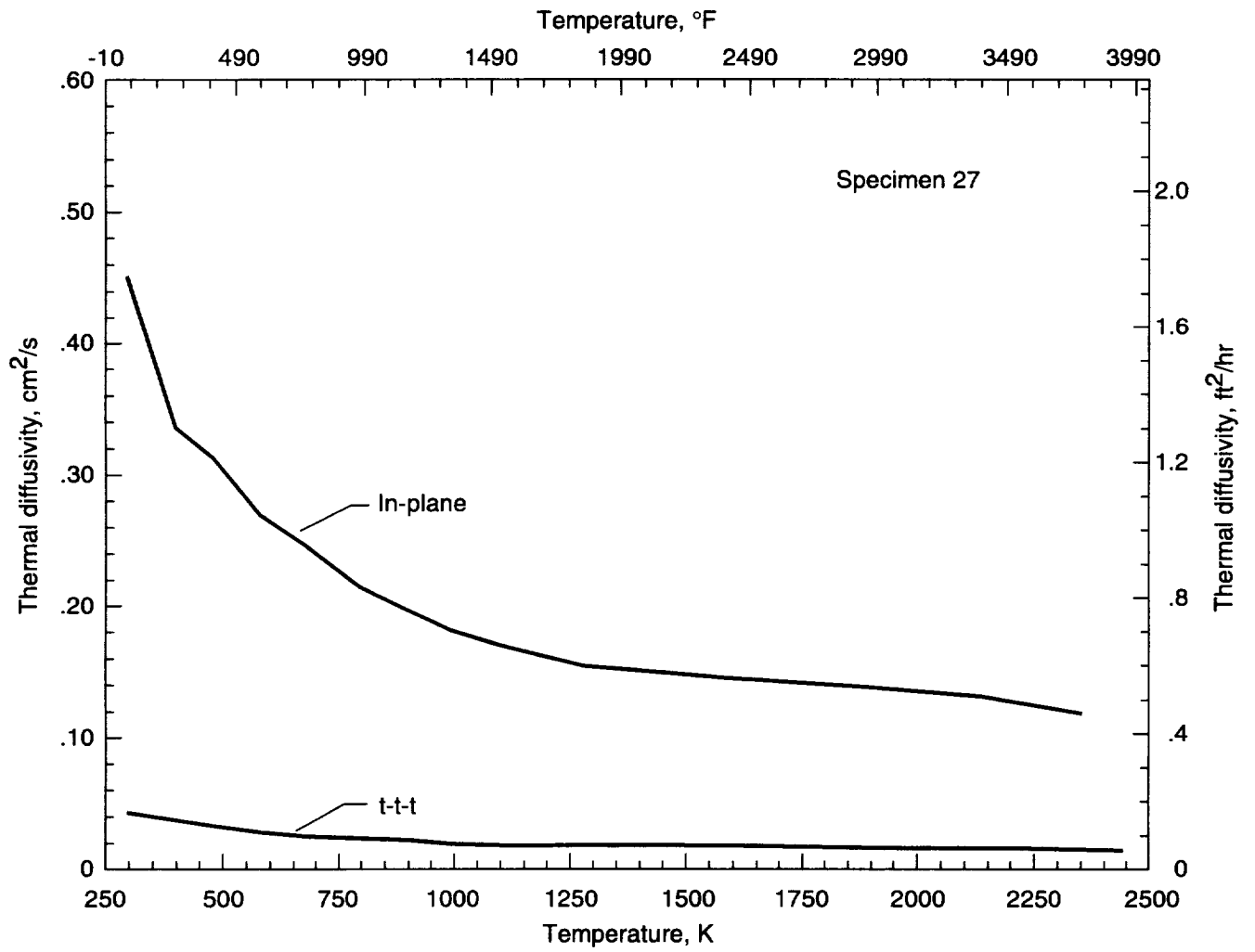


Figure 30. Thermal diffusivity versus temperature for LaRC F1, which is K321 2k phenolic densified material.

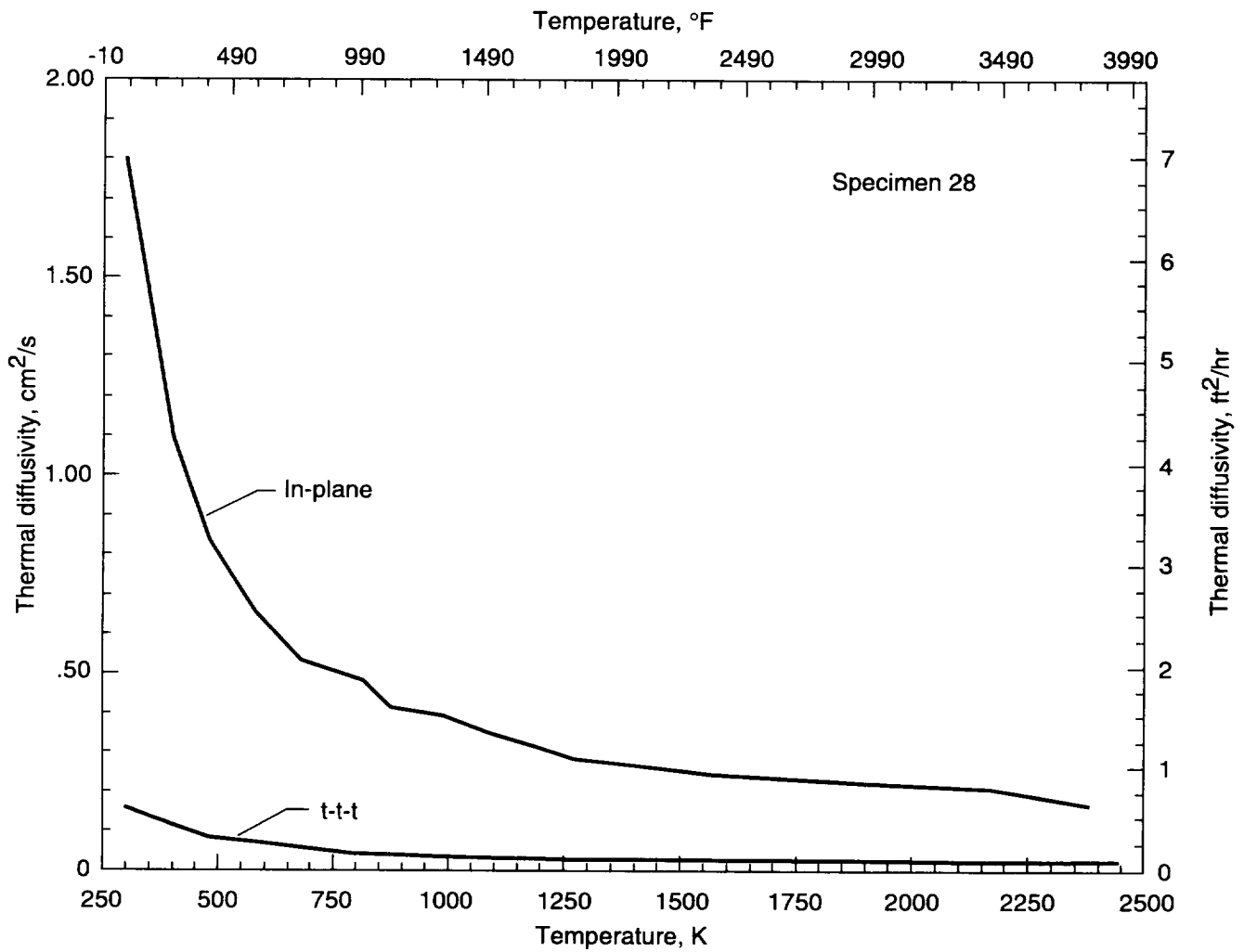


Figure 31. Thermal diffusivity versus temperature for LaRC P1, which is K321 2k AR pitch densified material.

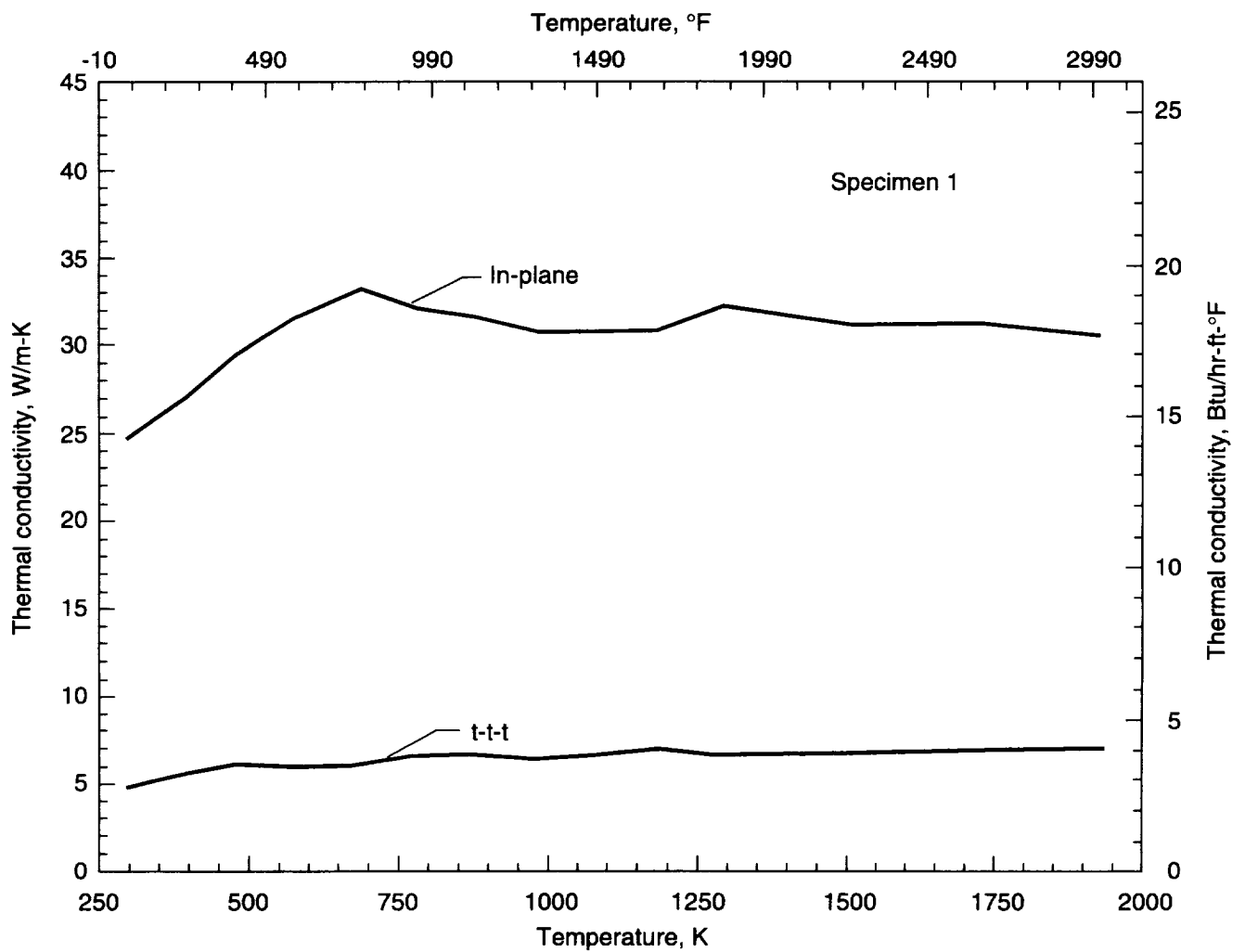


Figure 32. Thermal conductivity versus temperature for LaRC panel 7A, which is T-300 3k phenolic densified material.

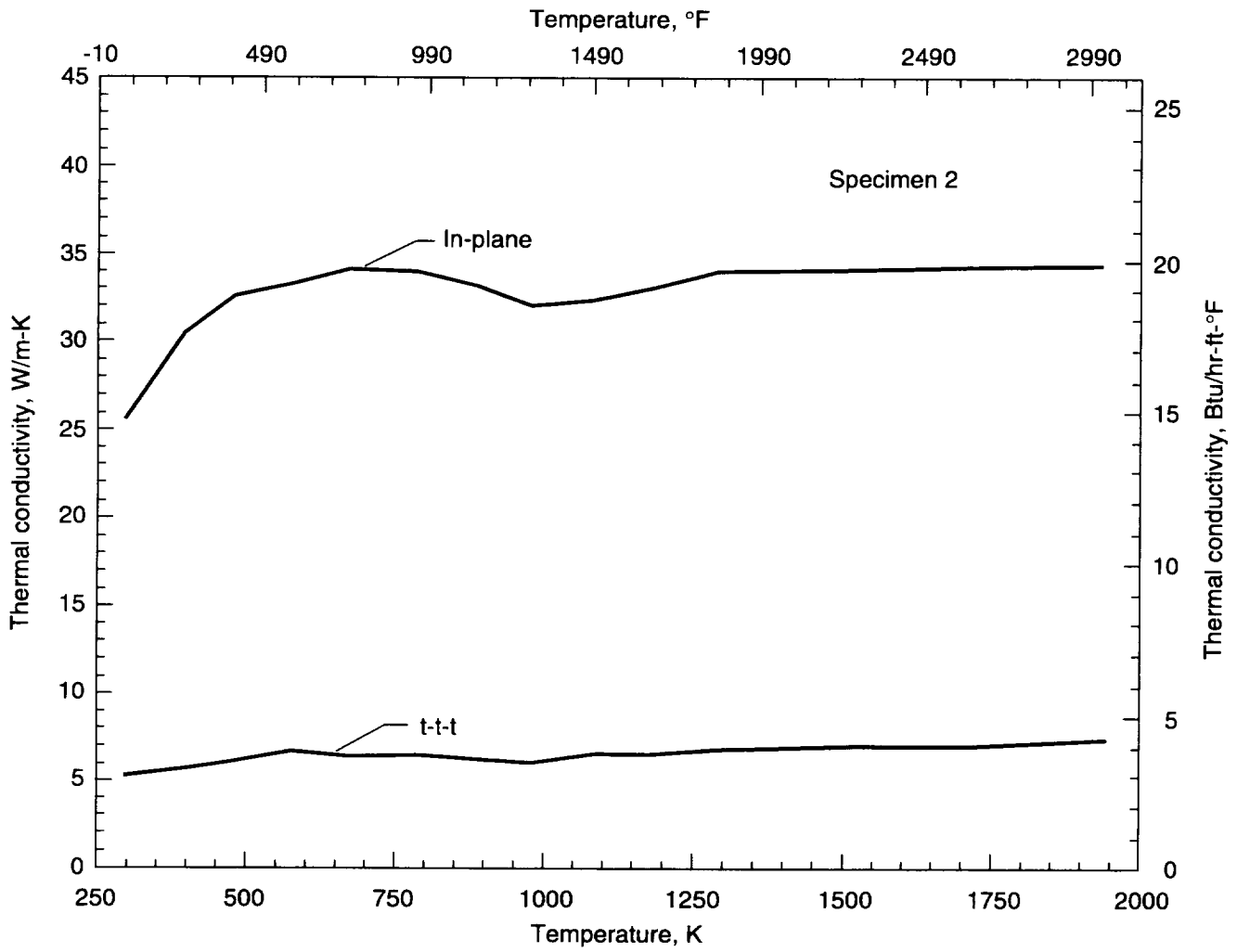


Figure 33. Thermal conductivity versus temperature for LaRC panel 7B, which is T-300 3k LoPIC densified material.

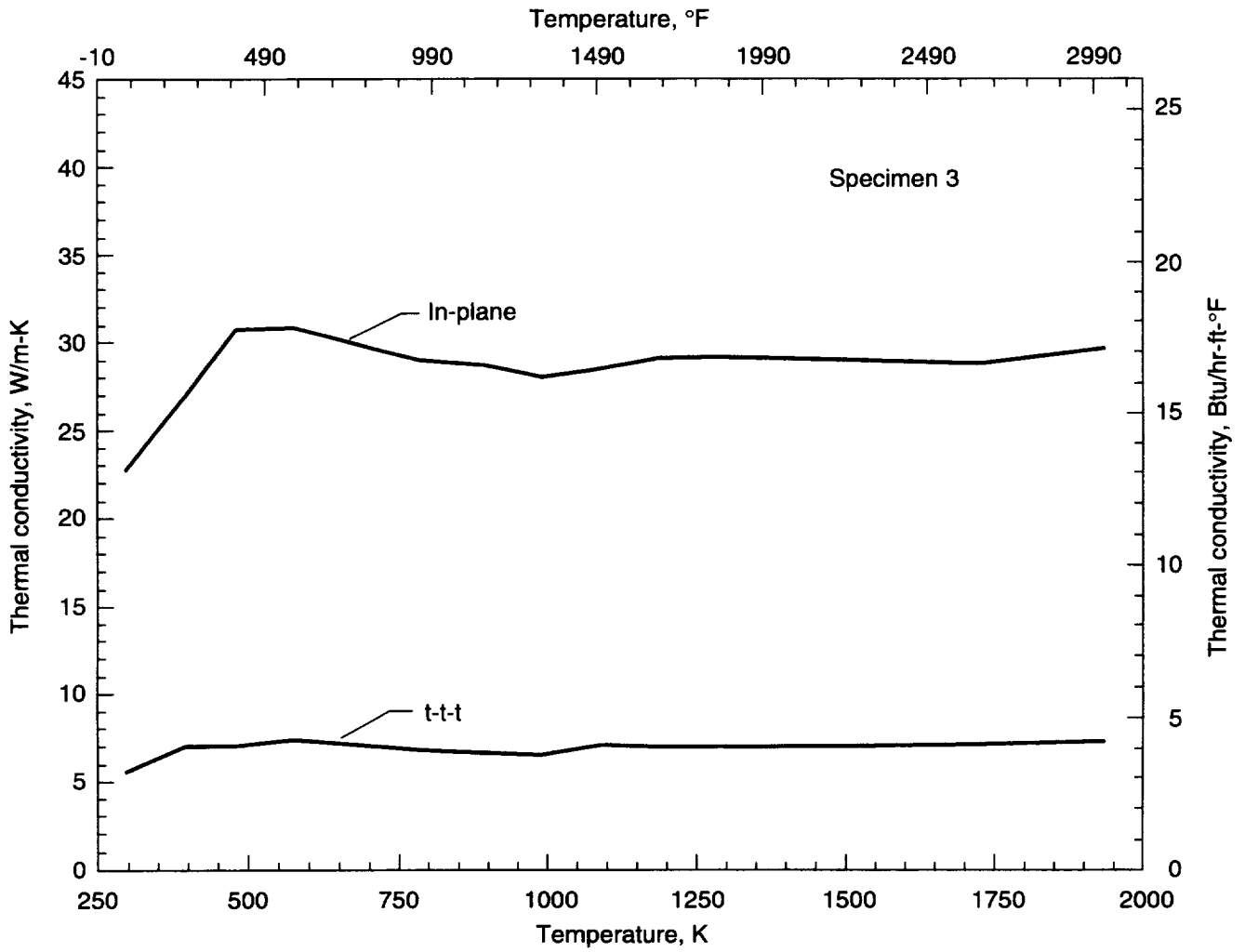


Figure 34. Thermal conductivity versus temperature for LaRC panel 6, which is T-300 3k hybrid densified material.



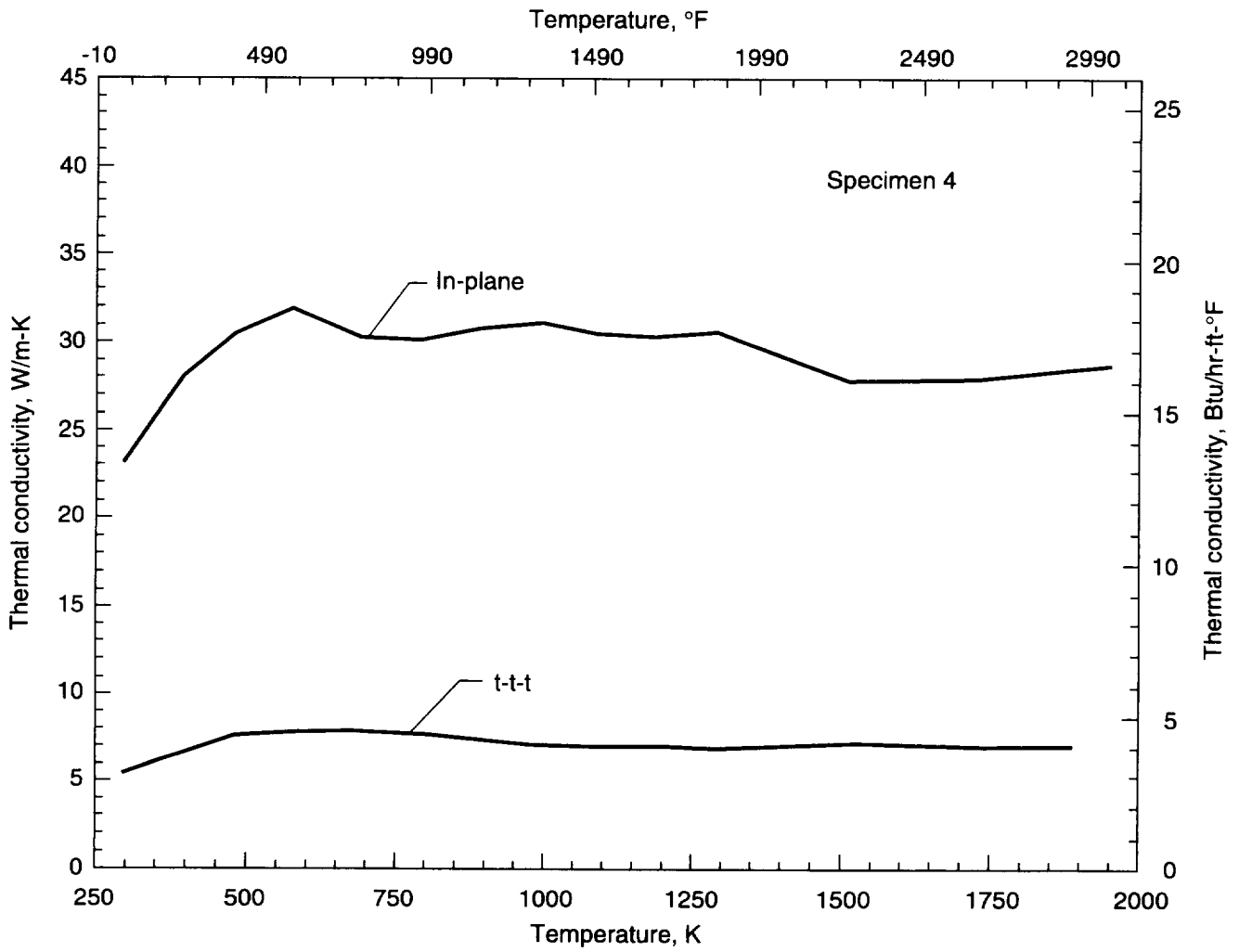


Figure 35. Thermal conductivity versus temperature for LaRC panel 7C, which is T-300 3k CVI densified material.

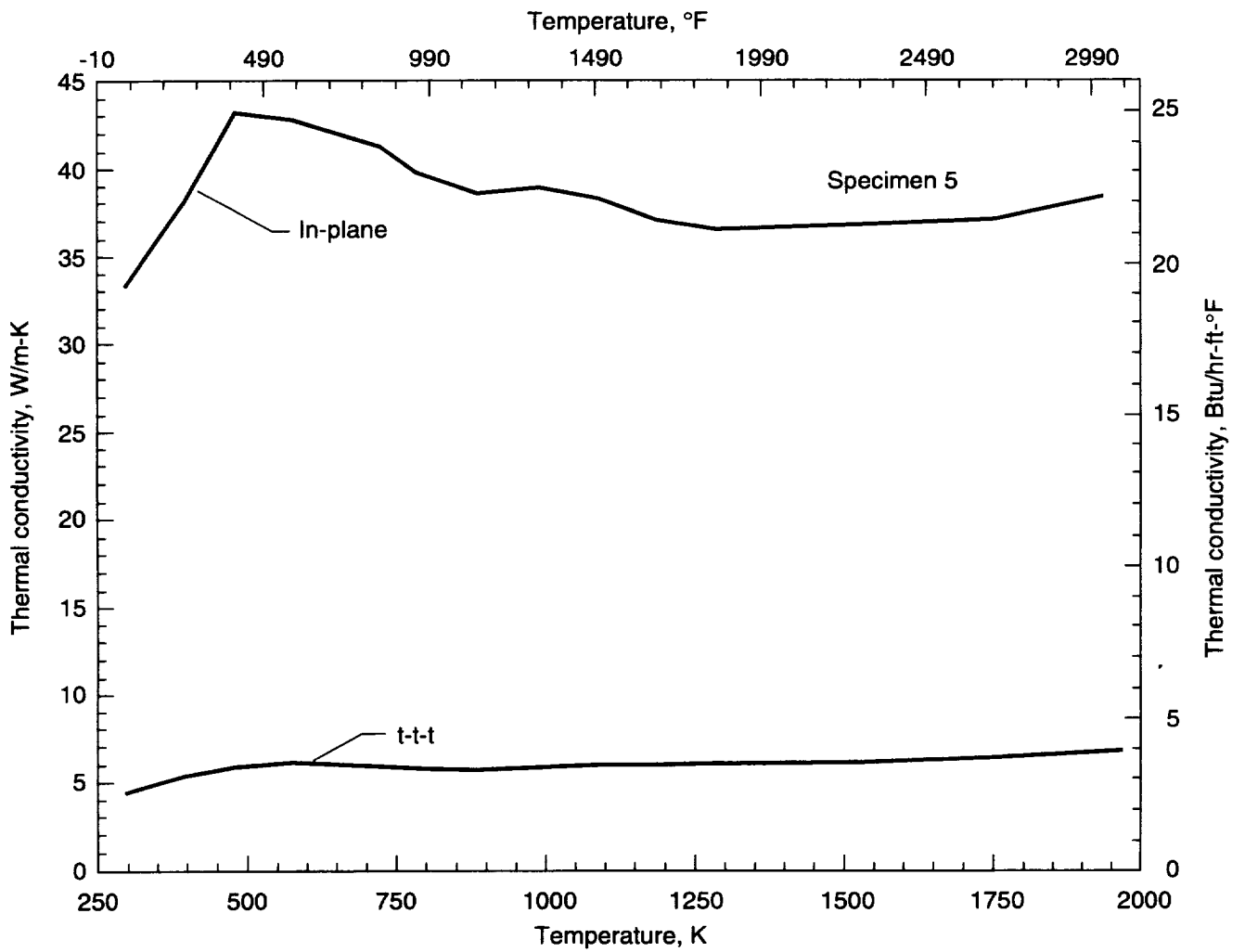


Figure 36. Thermal conductivity versus temperature for LaRC panel 1P, which is T-50 3k phenolic densified material.

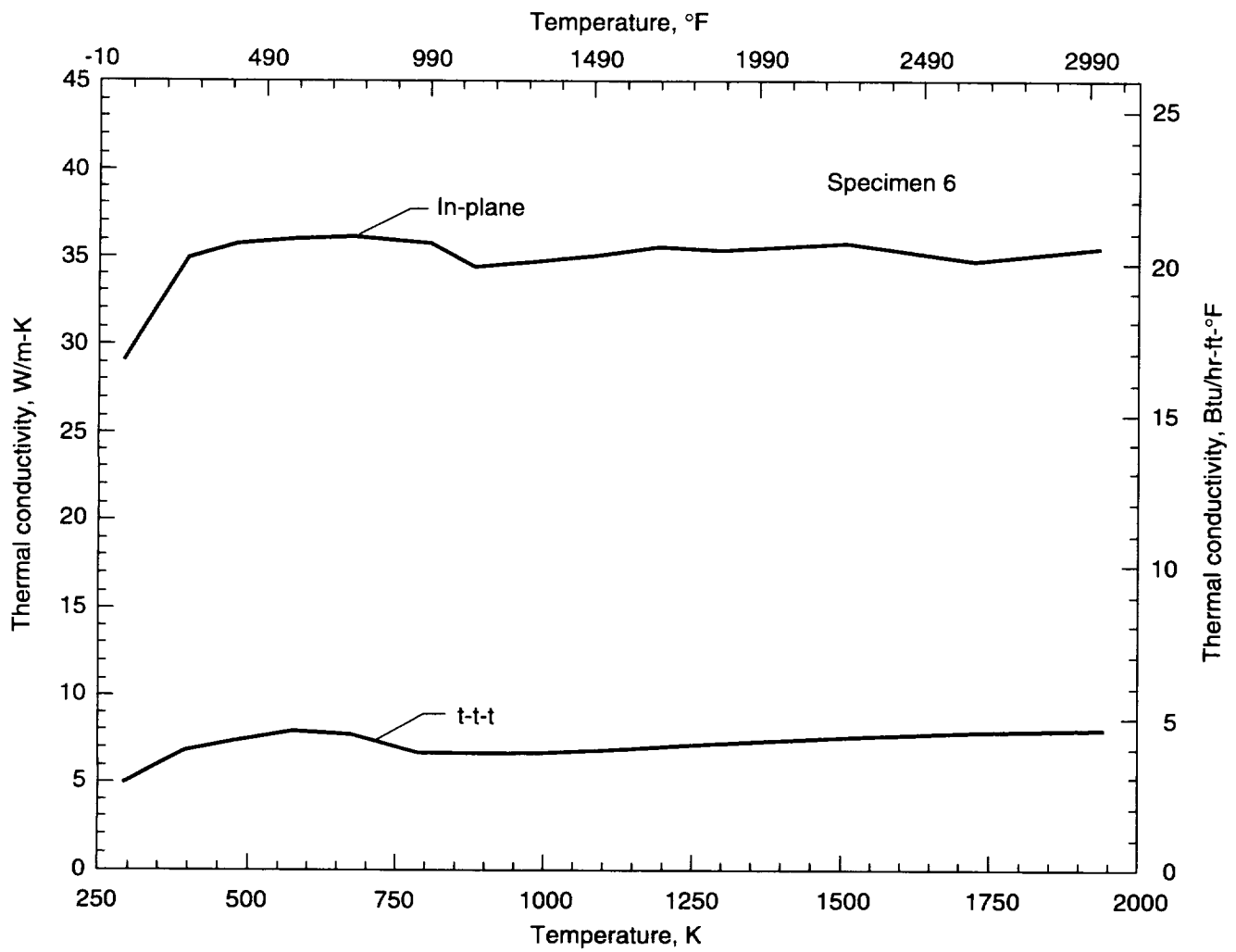


Figure 37. Thermal conductivity versus temperature for LaRC panel 9H, which is T-50 3k hybrid densified material.

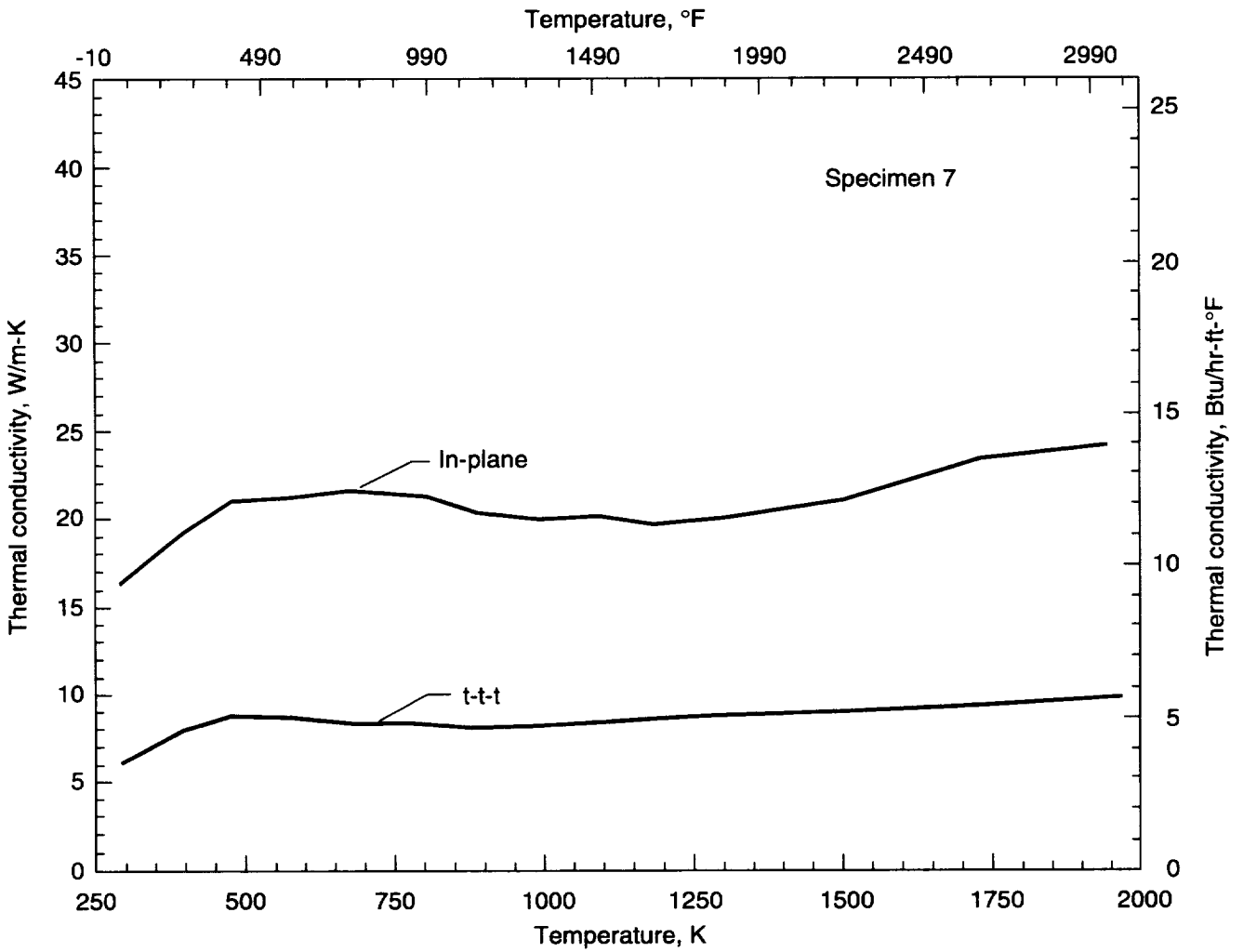


Figure 38. Thermal conductivity versus temperature for LaRC panel 10-1, which is Celion 3k phenolic densified material.

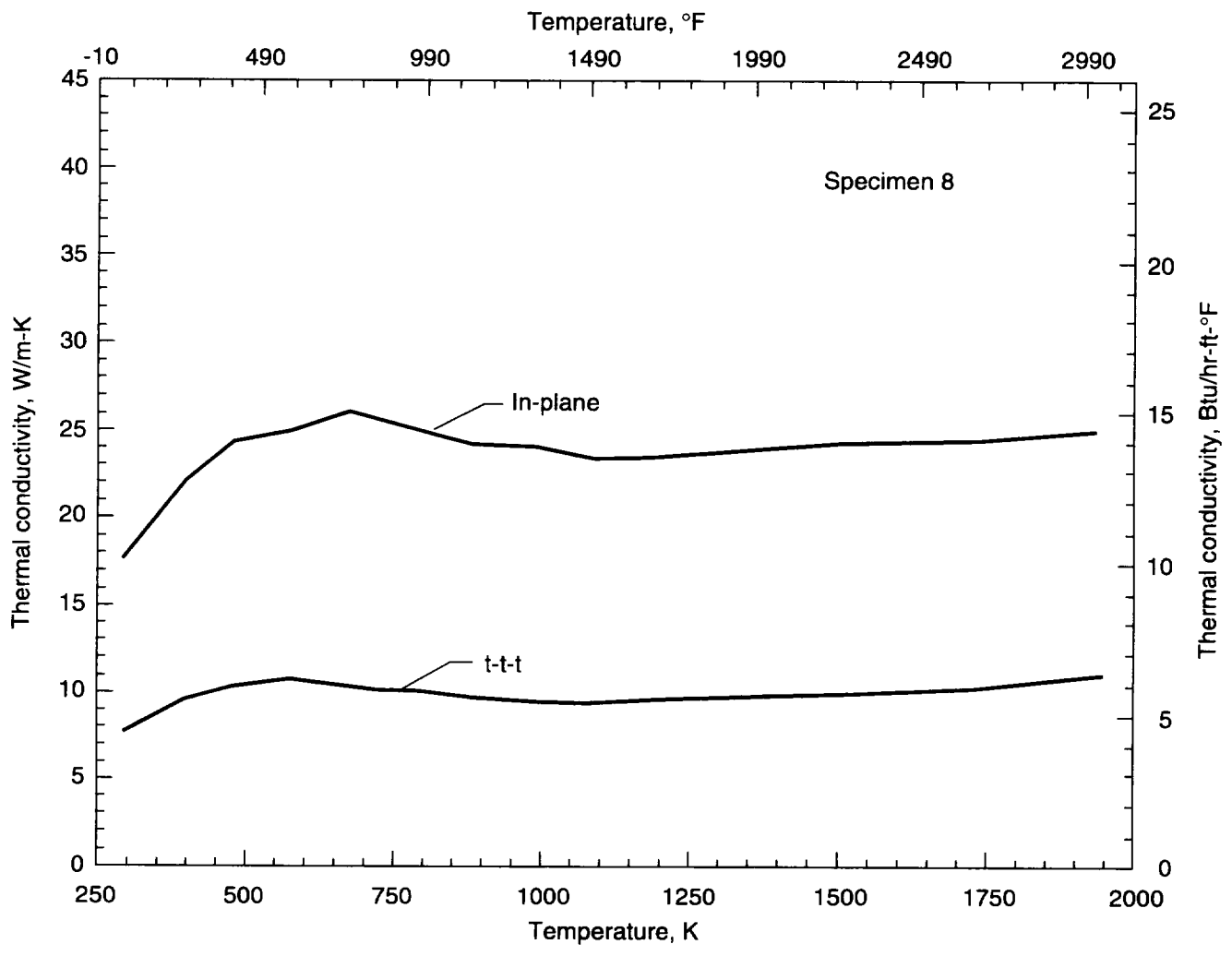


Figure 39. Thermal conductivity versus temperature for LaRC panel 10-3, which is Celion 3k LoPIC densified material.

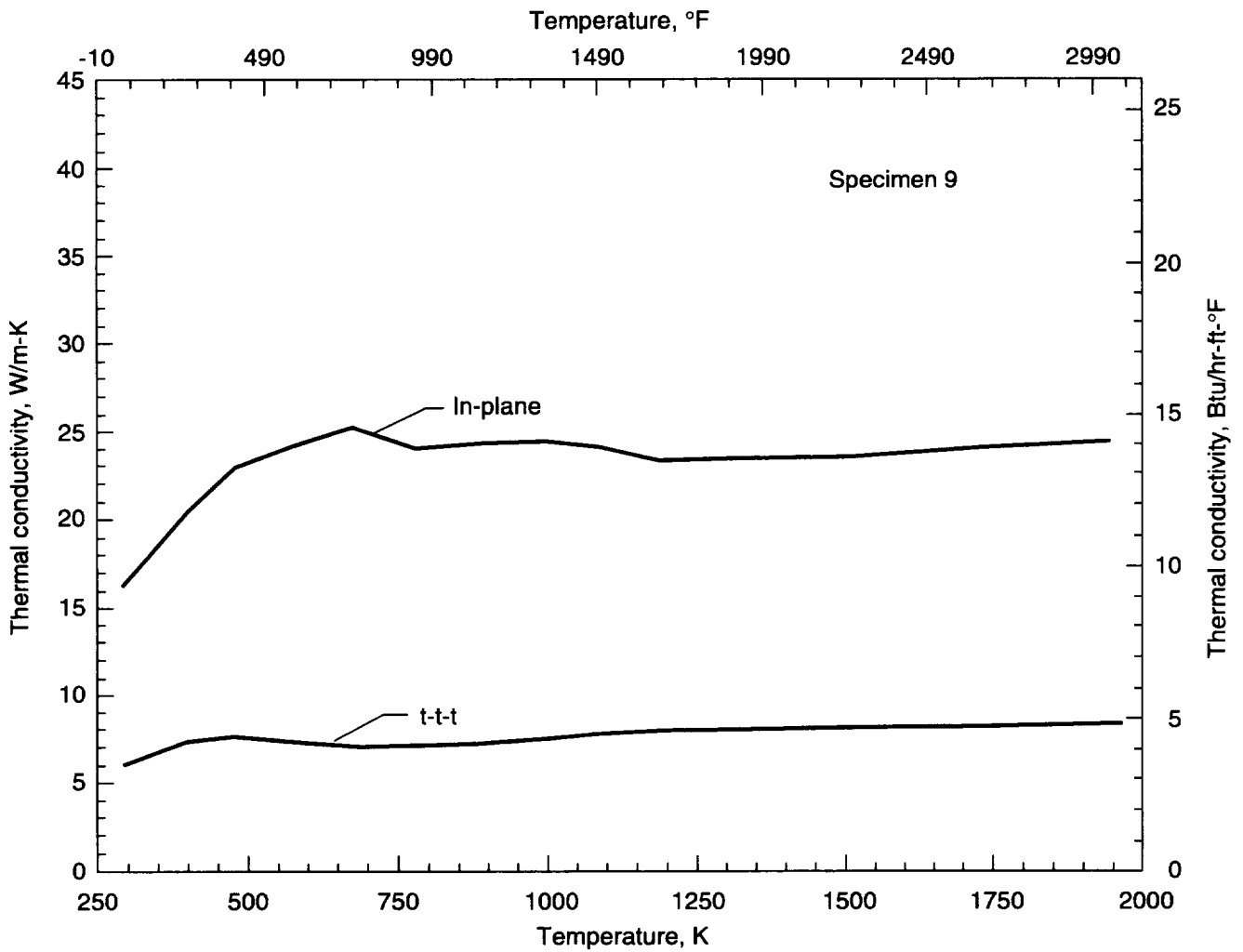


Figure 40. Thermal conductivity versus temperature for LaRC panel 9-1, which is Celion 3k/2k phenolic densified material.

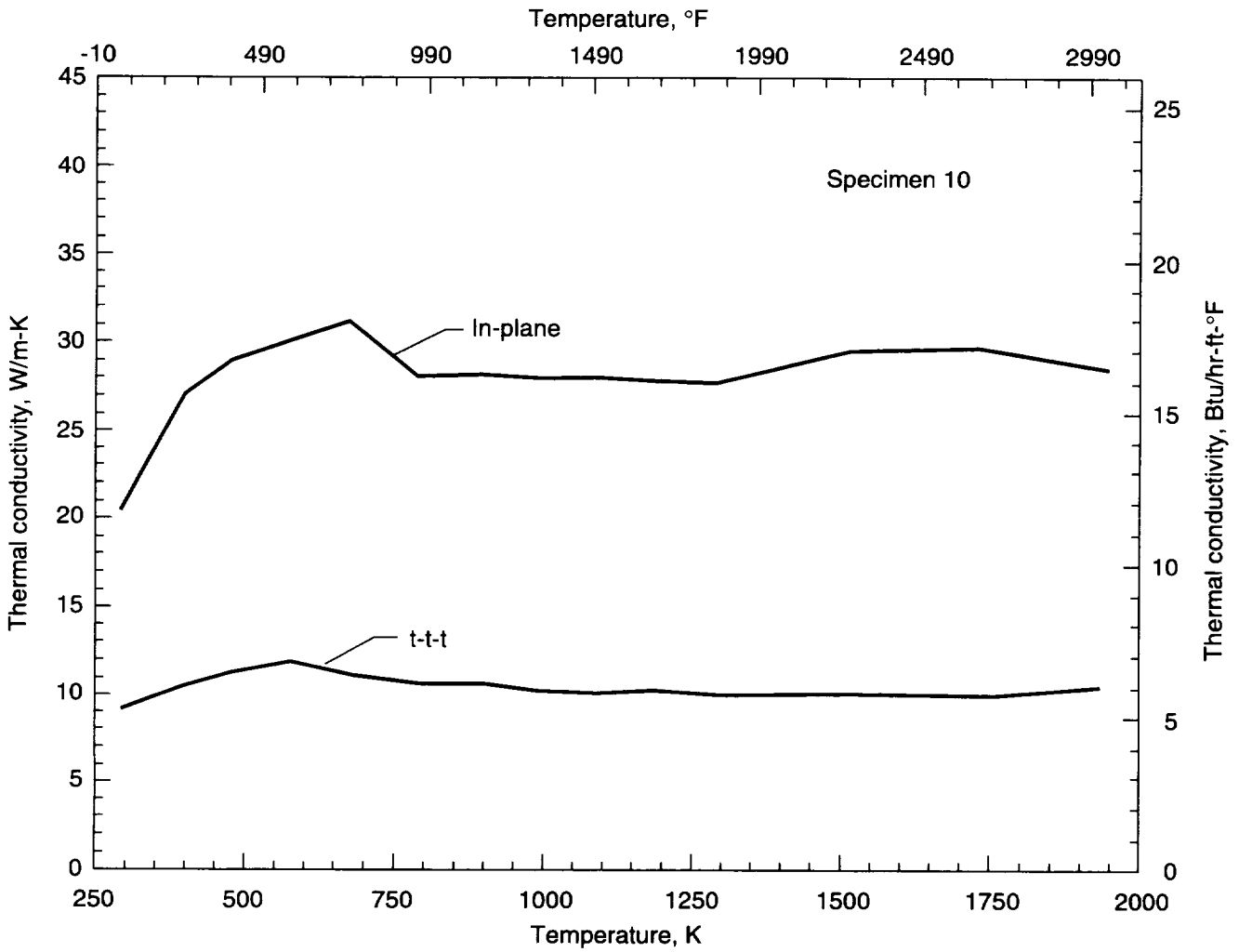


Figure 41. Thermal conductivity versus temperature for LaRC panel 9-3, which is Celion 3k/2k LoPIC densified material.

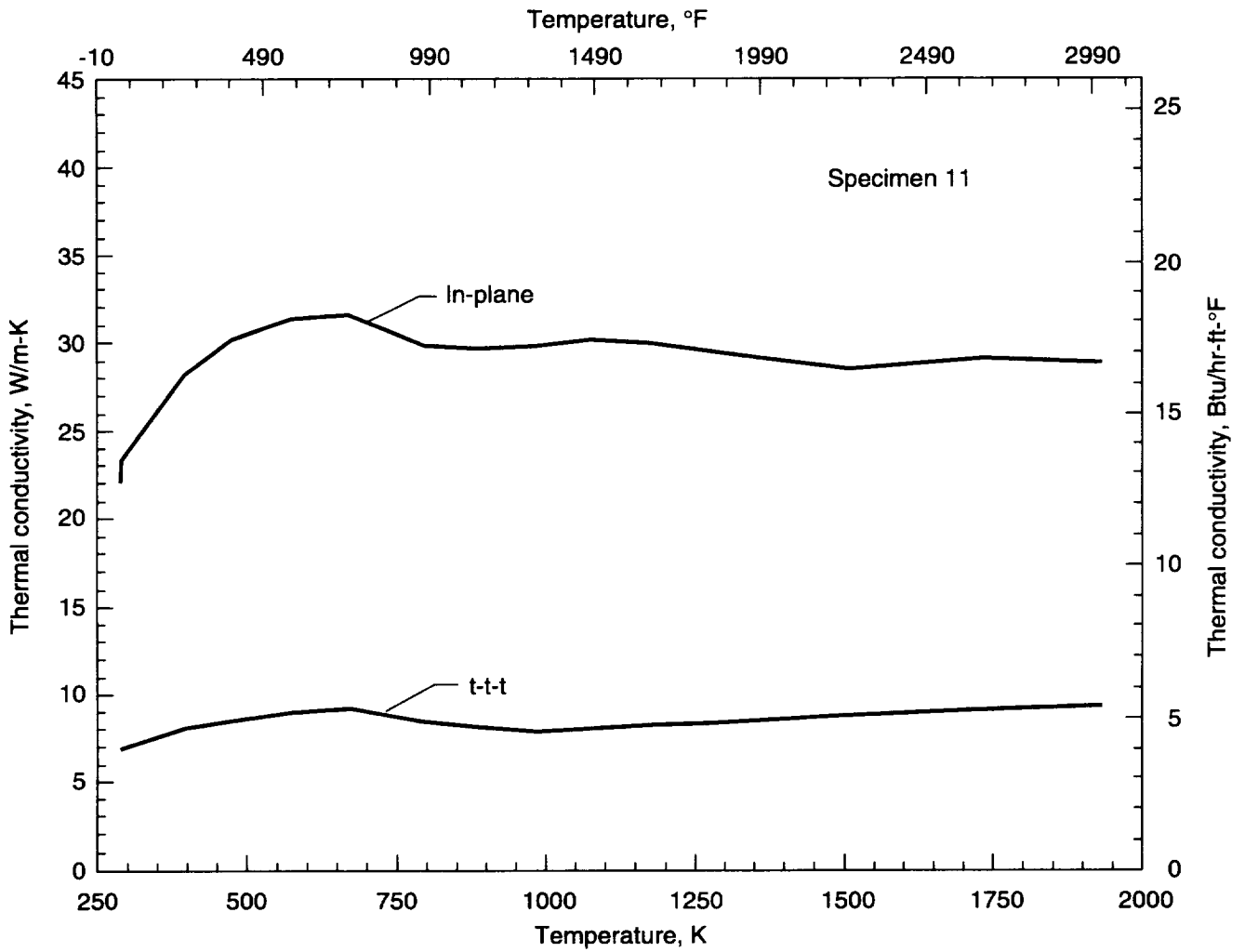


Figure 42. Thermal conductivity versus temperature for Boeing/Rohr T-300 1k hybrid densified material.



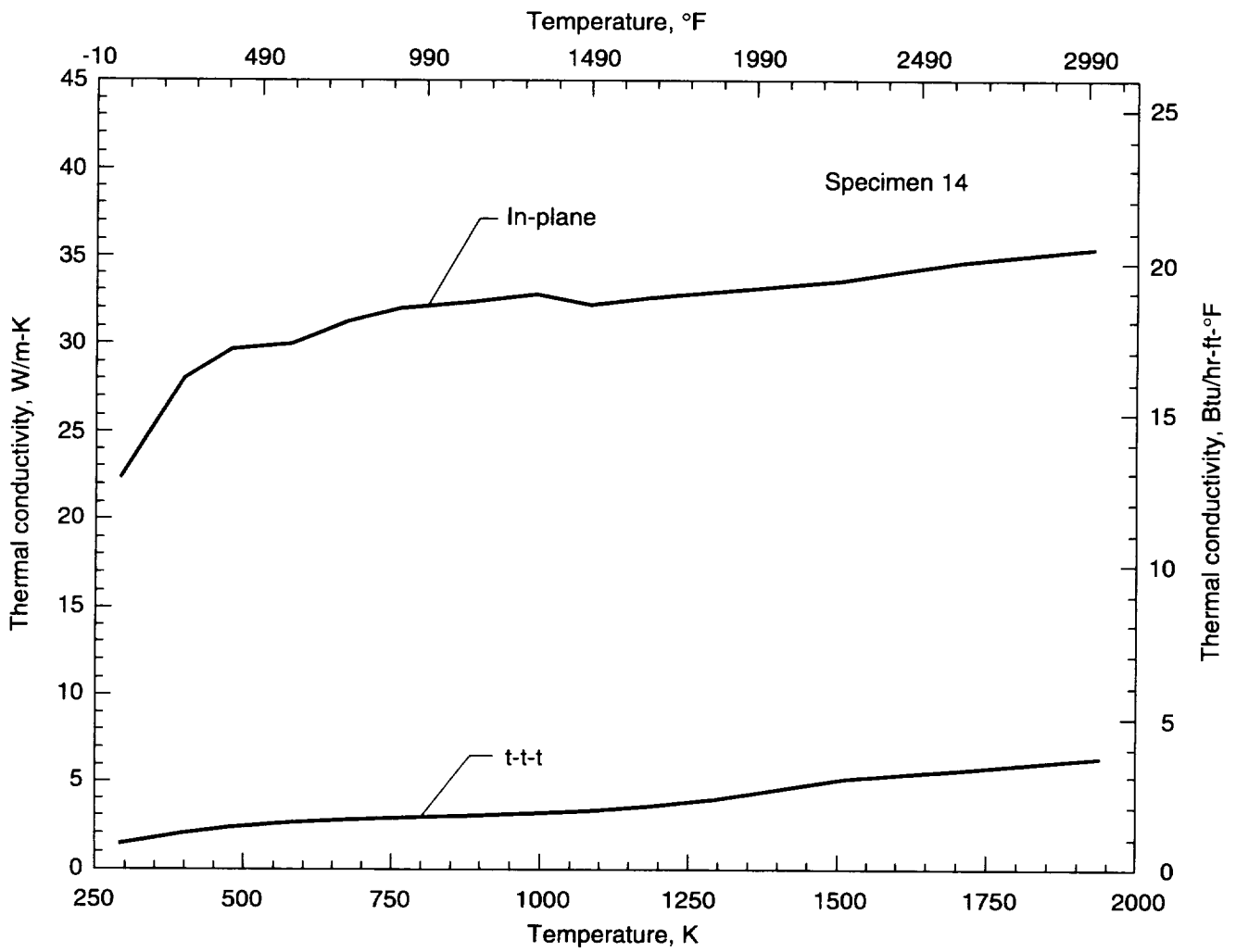


Figure 43. Thermal conductivity versus temperature for CCAT T-300 3k phenolic densified material.

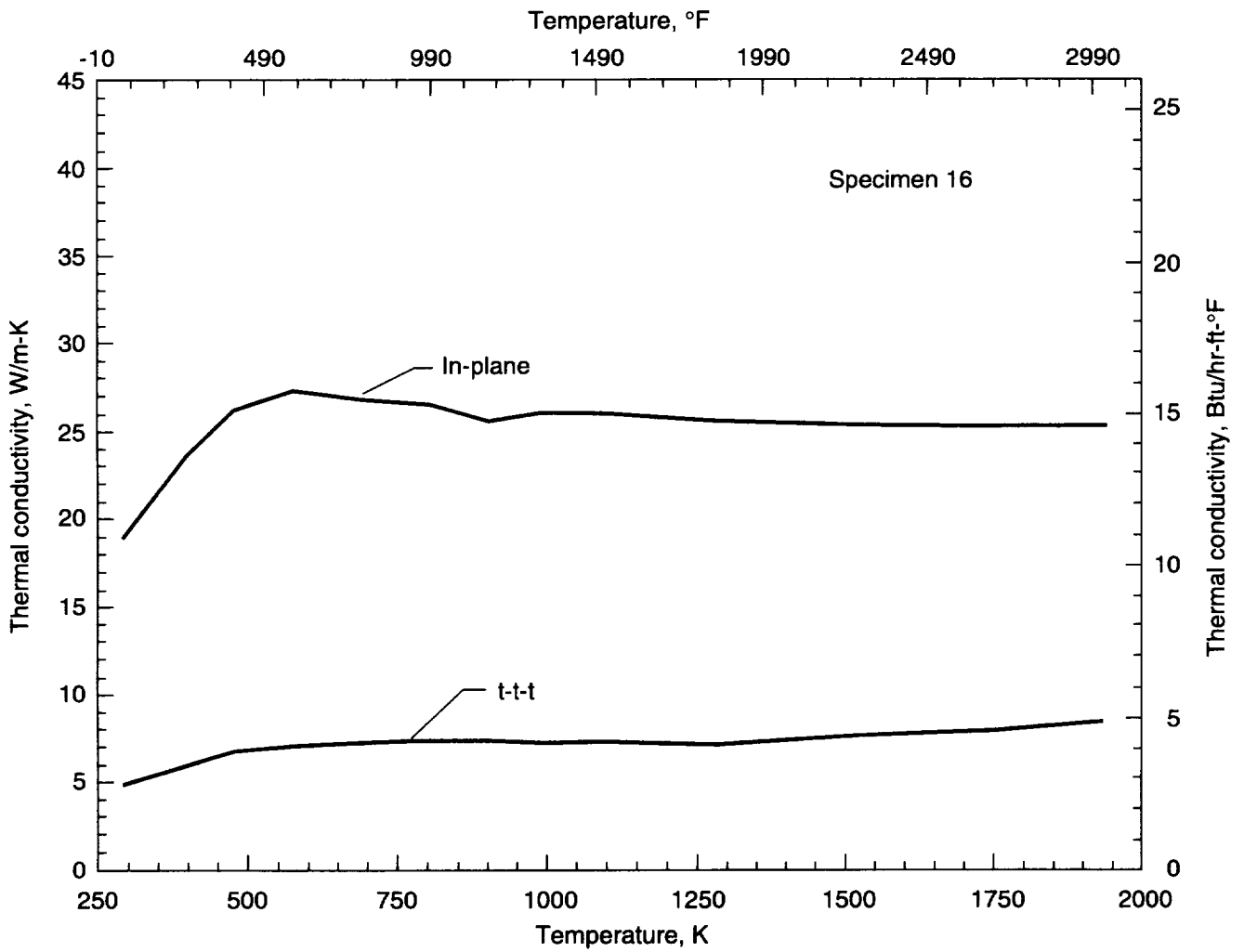


Figure 44. Thermal conductivity versus temperature for LaRC stitched panel 2, which is T-300 3k phenolic densified material.

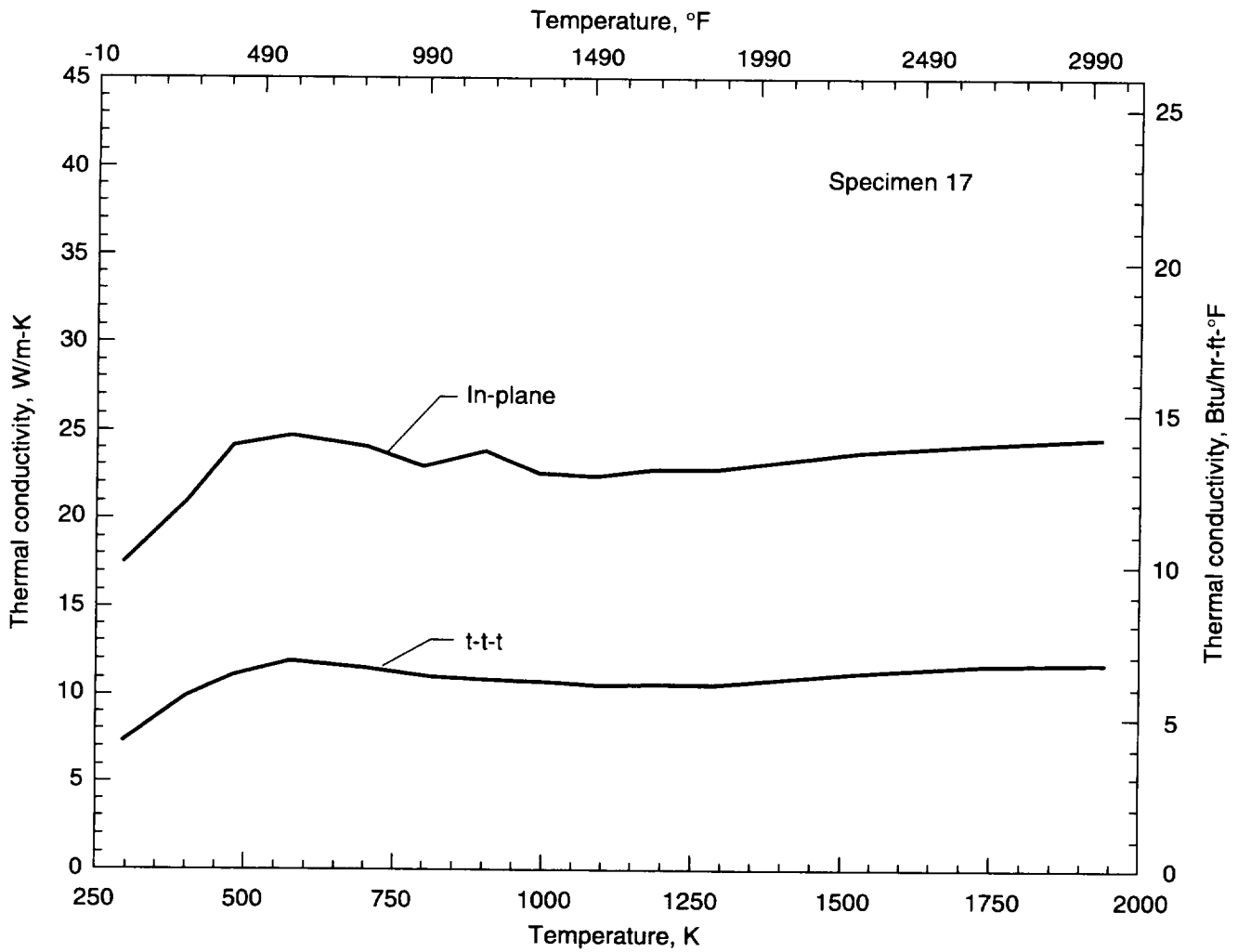


Figure 45. Thermal conductivity versus temperature for LaRC stitched panel 5, which is T-300 3k phenolic densified material.

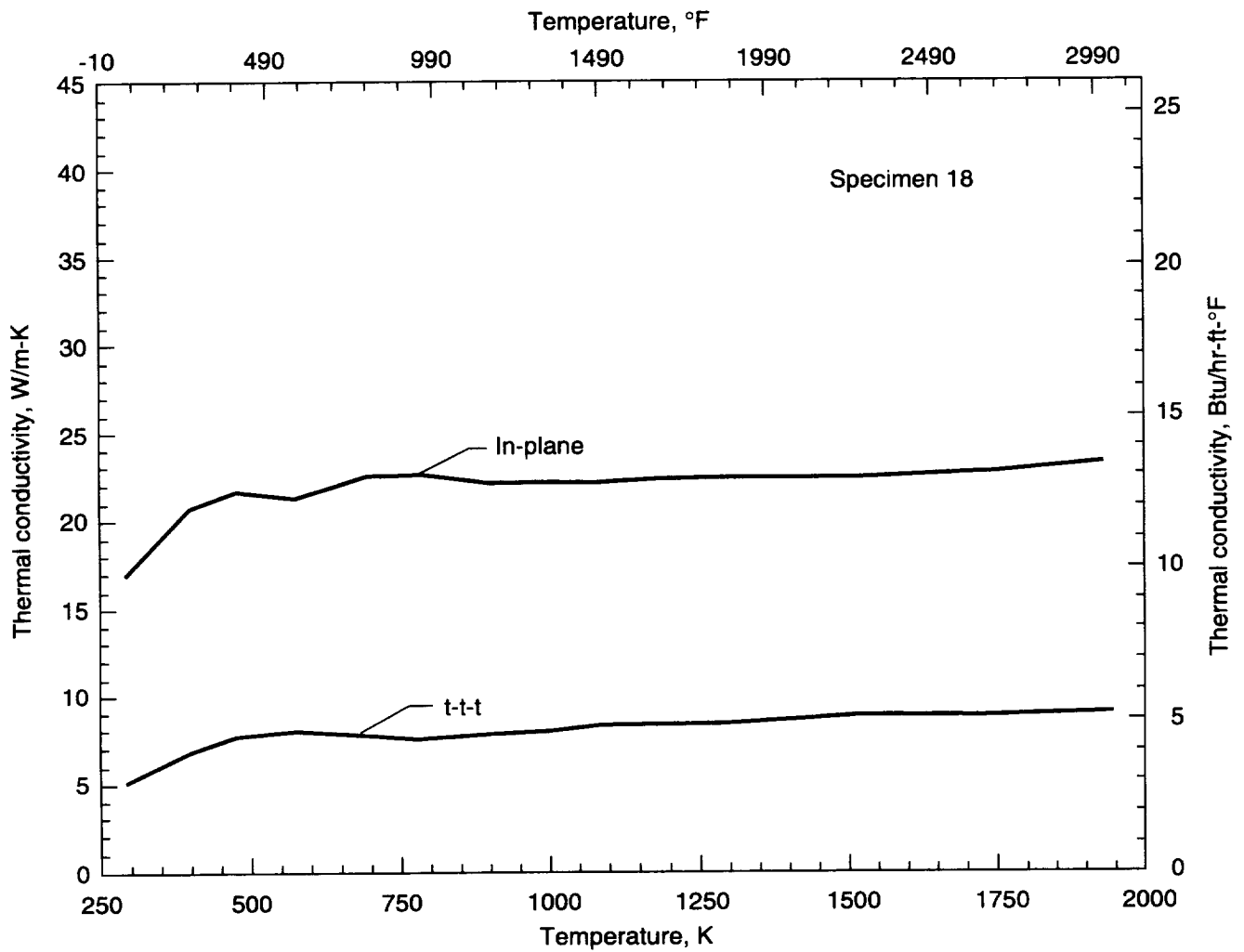


Figure 46. Thermal conductivity versus temperature for LaRC stitched panel 8, which is T-300 3k phenolic densified material.

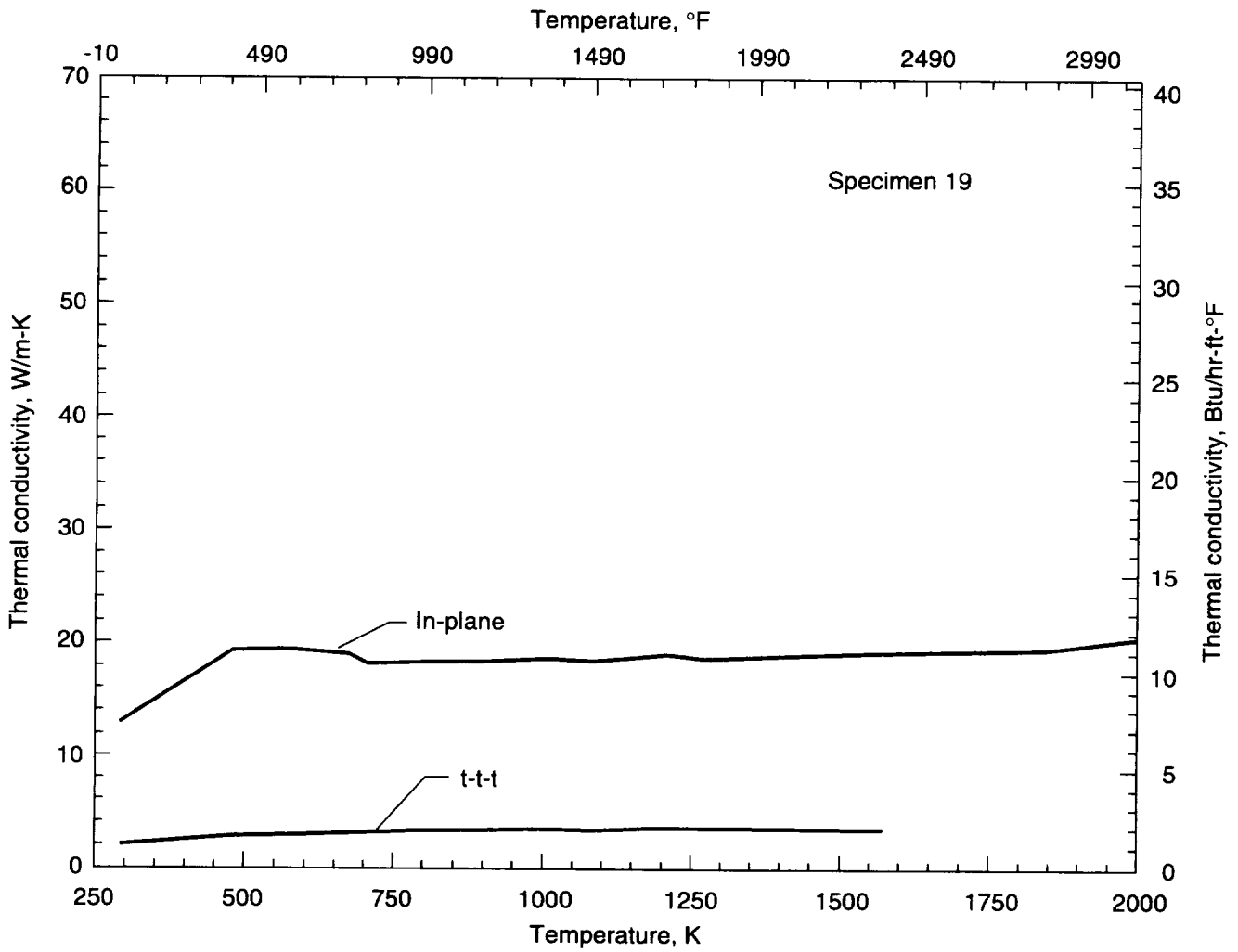


Figure 47. Thermal conductivity versus temperature for LaRC J1, which is T-300 3k CVI densified material.

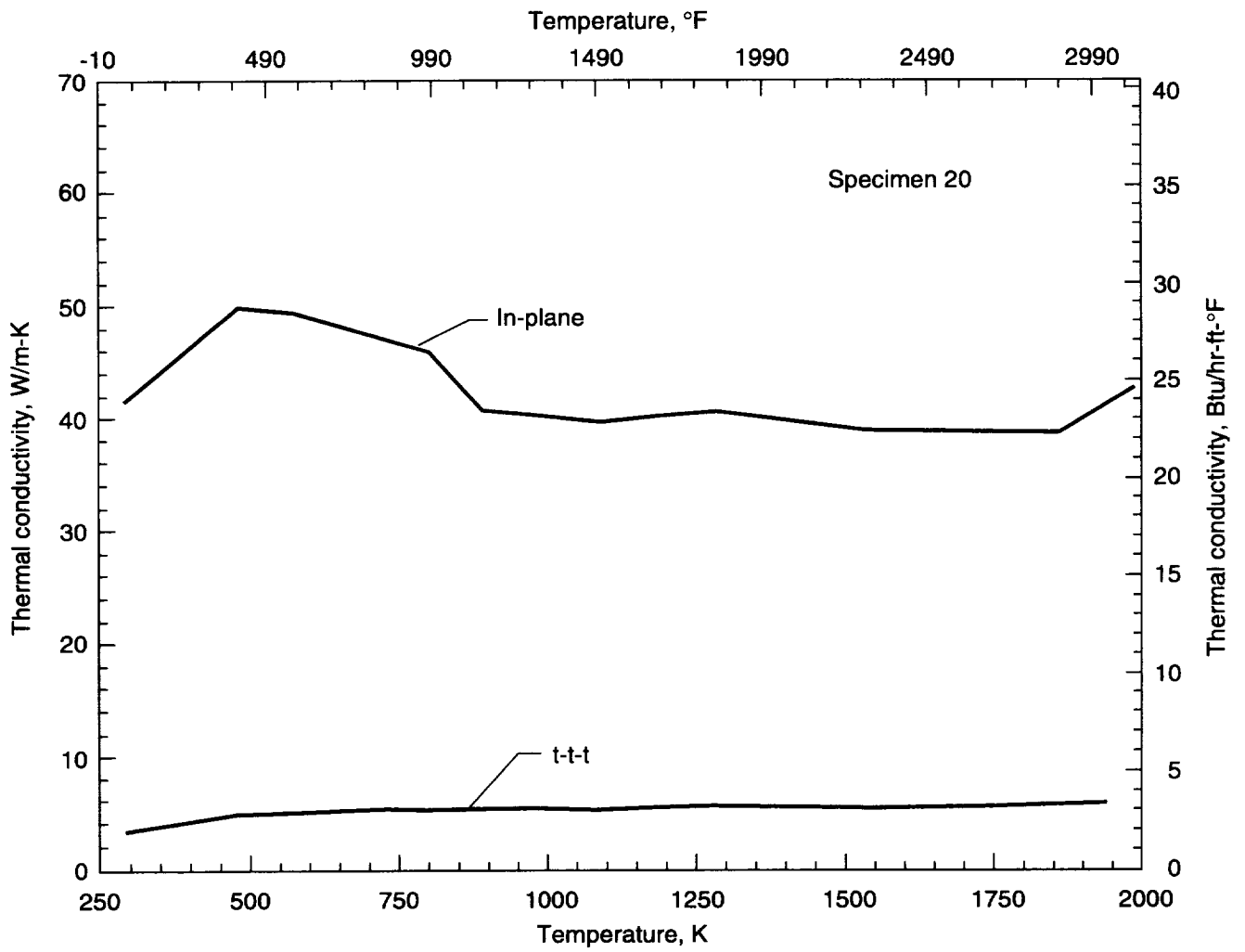


Figure 48. Thermal conductivity versus temperature for LaRC J2, which is T-300 3k CVI densified material.

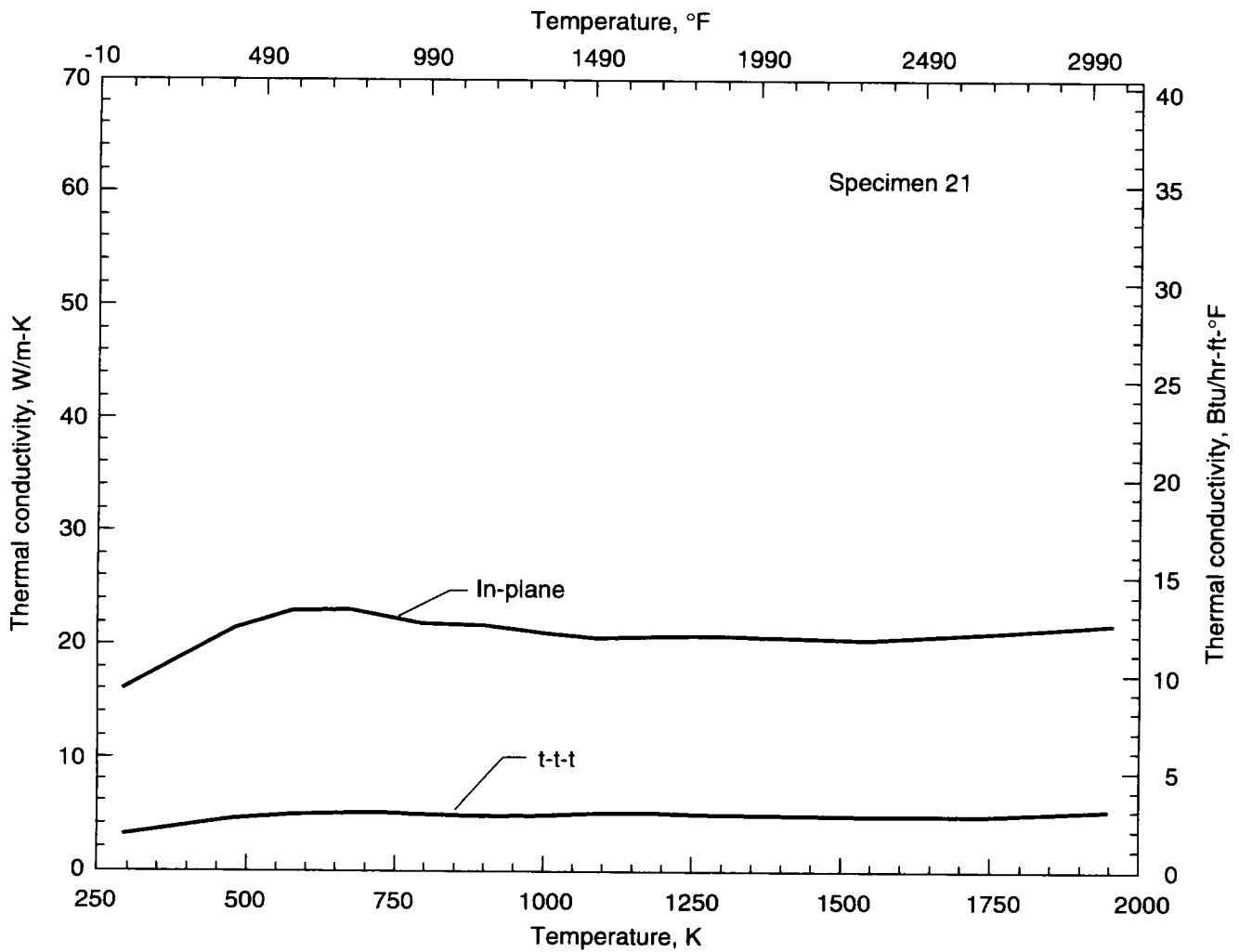


Figure 49. Thermal conductivity versus temperature for LaRC J3, which is T-300 3k CVI densified material.

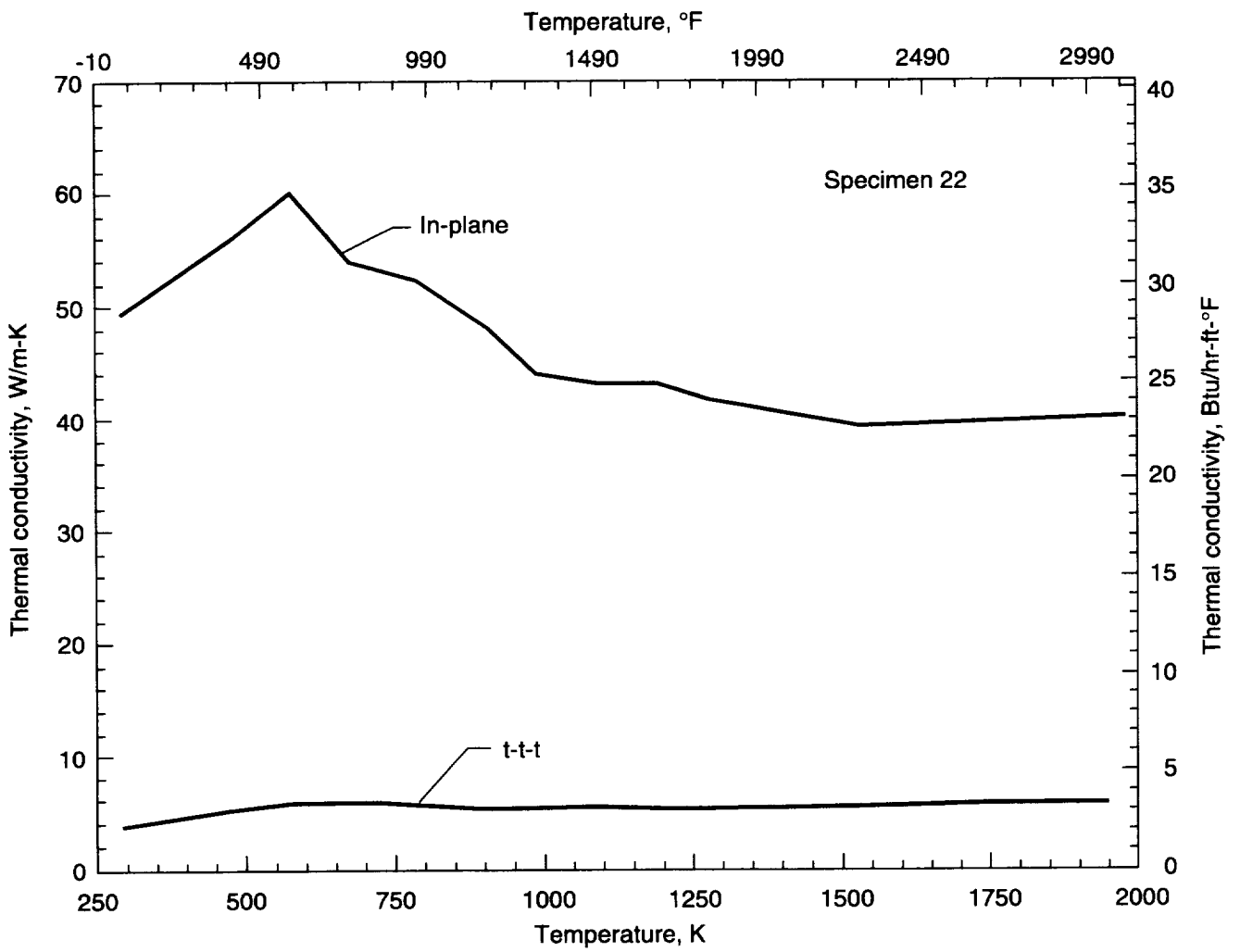


Figure 50. Thermal conductivity versus temperature for LaRC J4, which is T-300 3k CVI densified material.



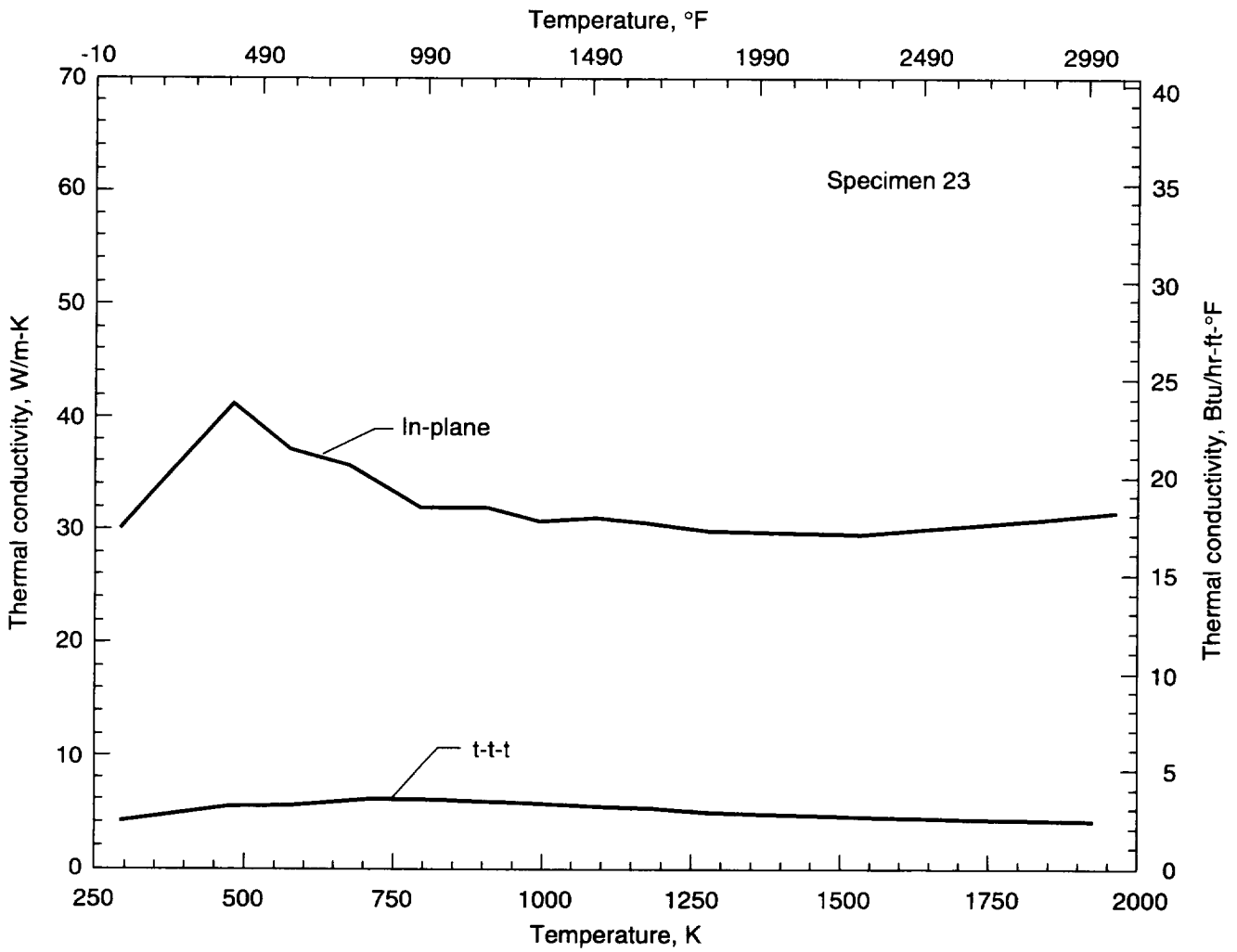


Figure 51. Thermal conductivity versus temperature for LaRC J5, which is T-300 3k CVI densified material.

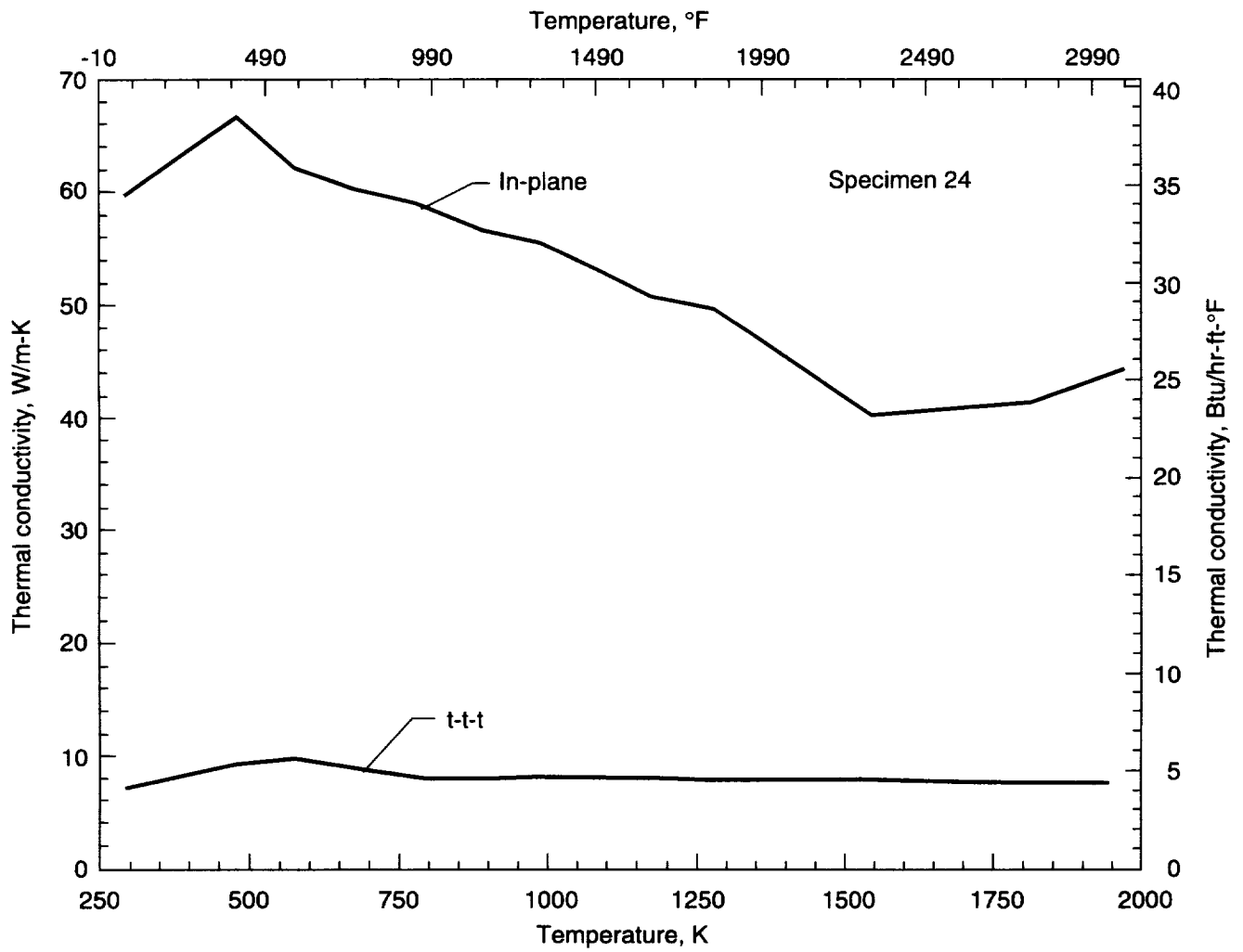


Figure 52. Thermal conductivity versus temperature for LaRC J6, which is T-300 3k CVI densified material.

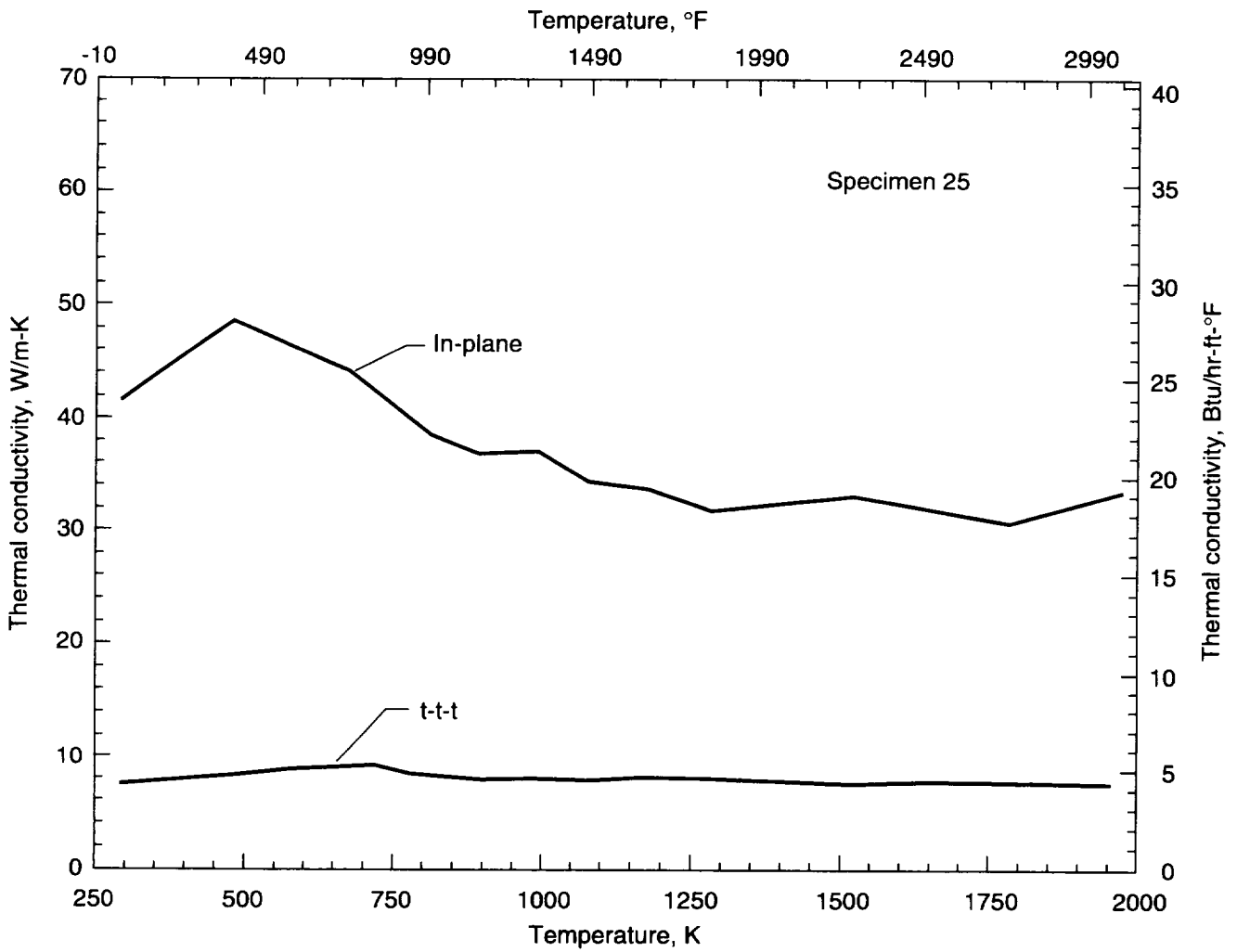


Figure 53. Thermal conductivity versus temperature for LaRC J7, which is T-300 3k CVI densified material.

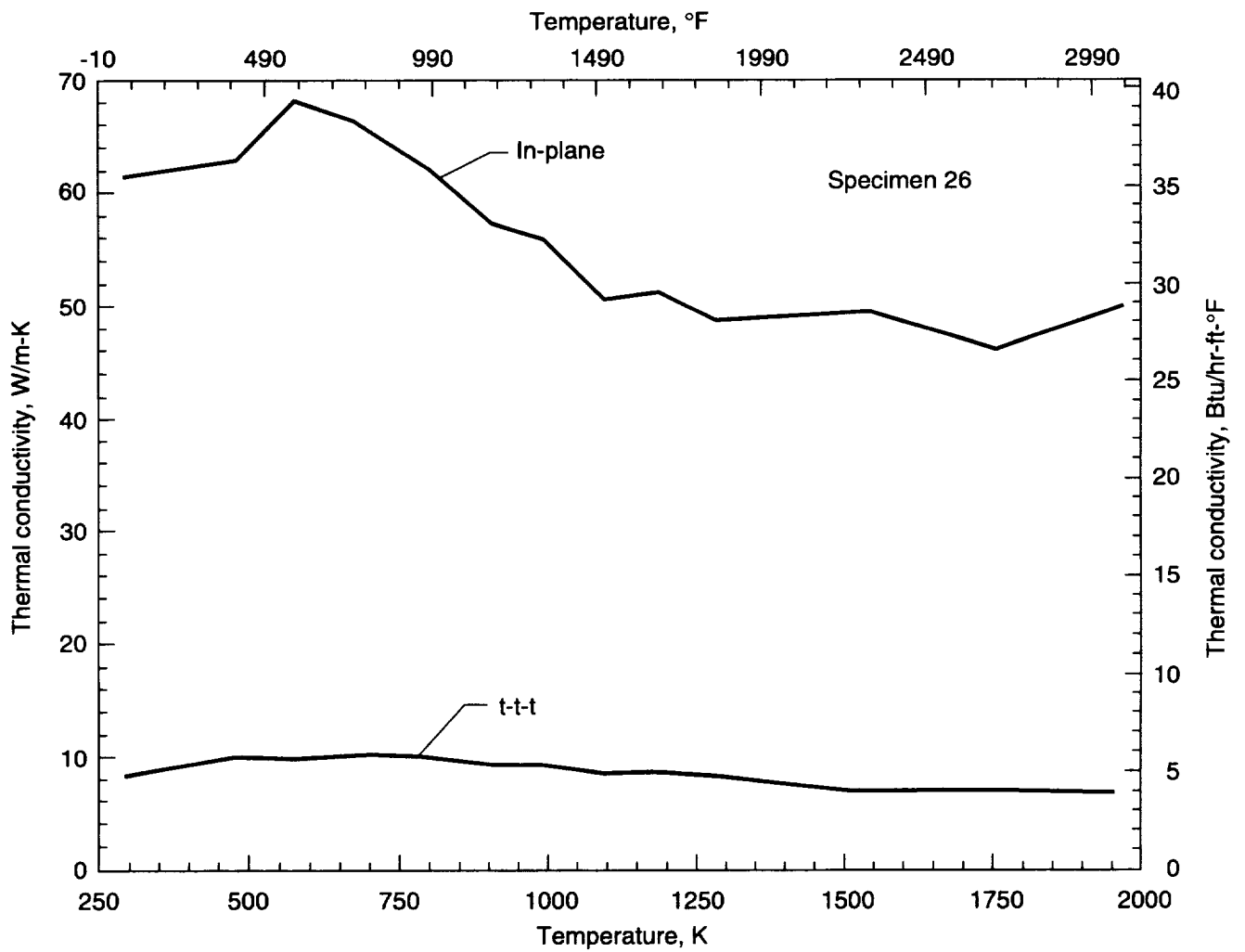


Figure 54. Thermal conductivity versus temperature for LaRC J8, which is T-300 3k CVI densified material.

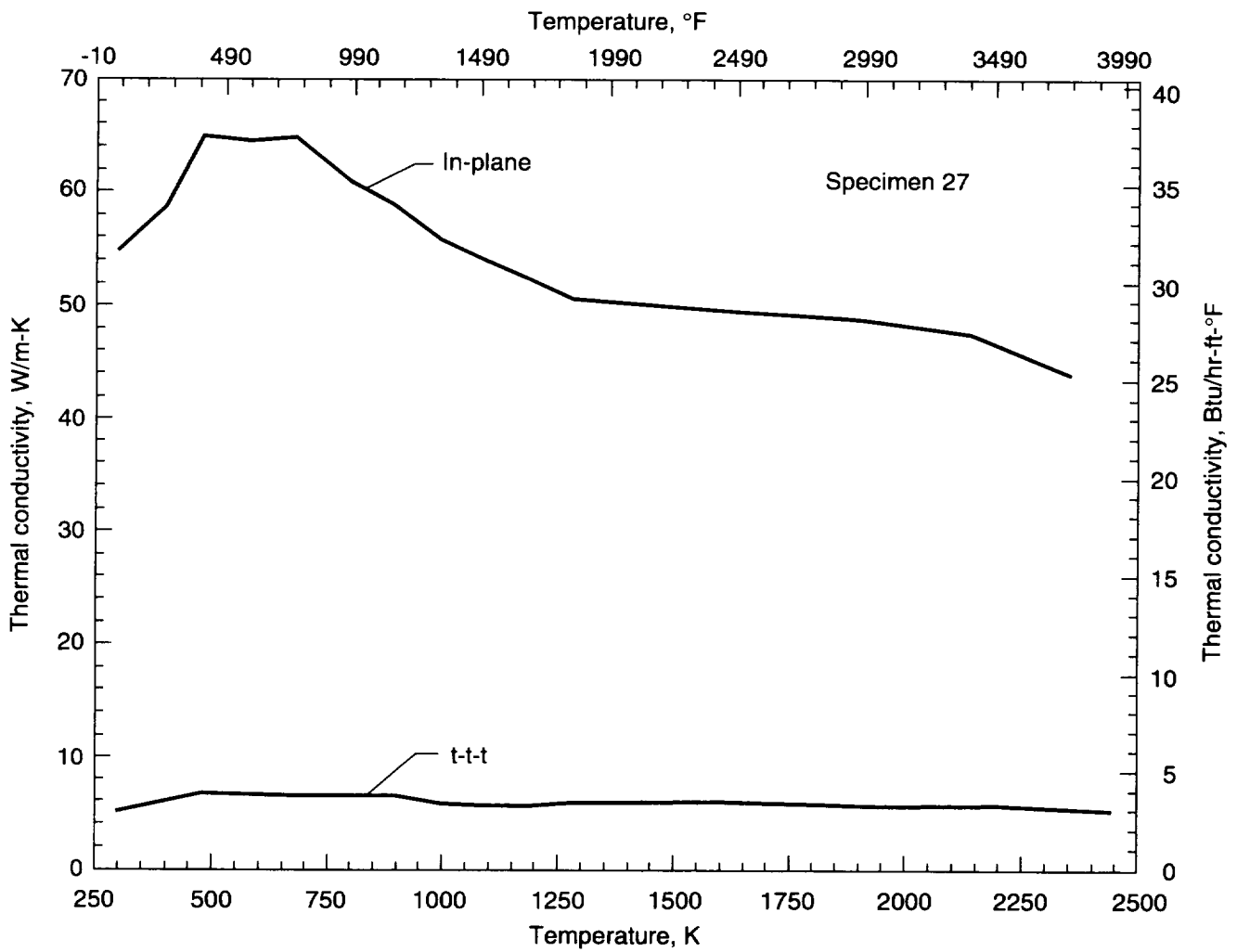


Figure 55. Thermal conductivity versus temperature for LaRC F1, which is K321 2k phenolic densified material.

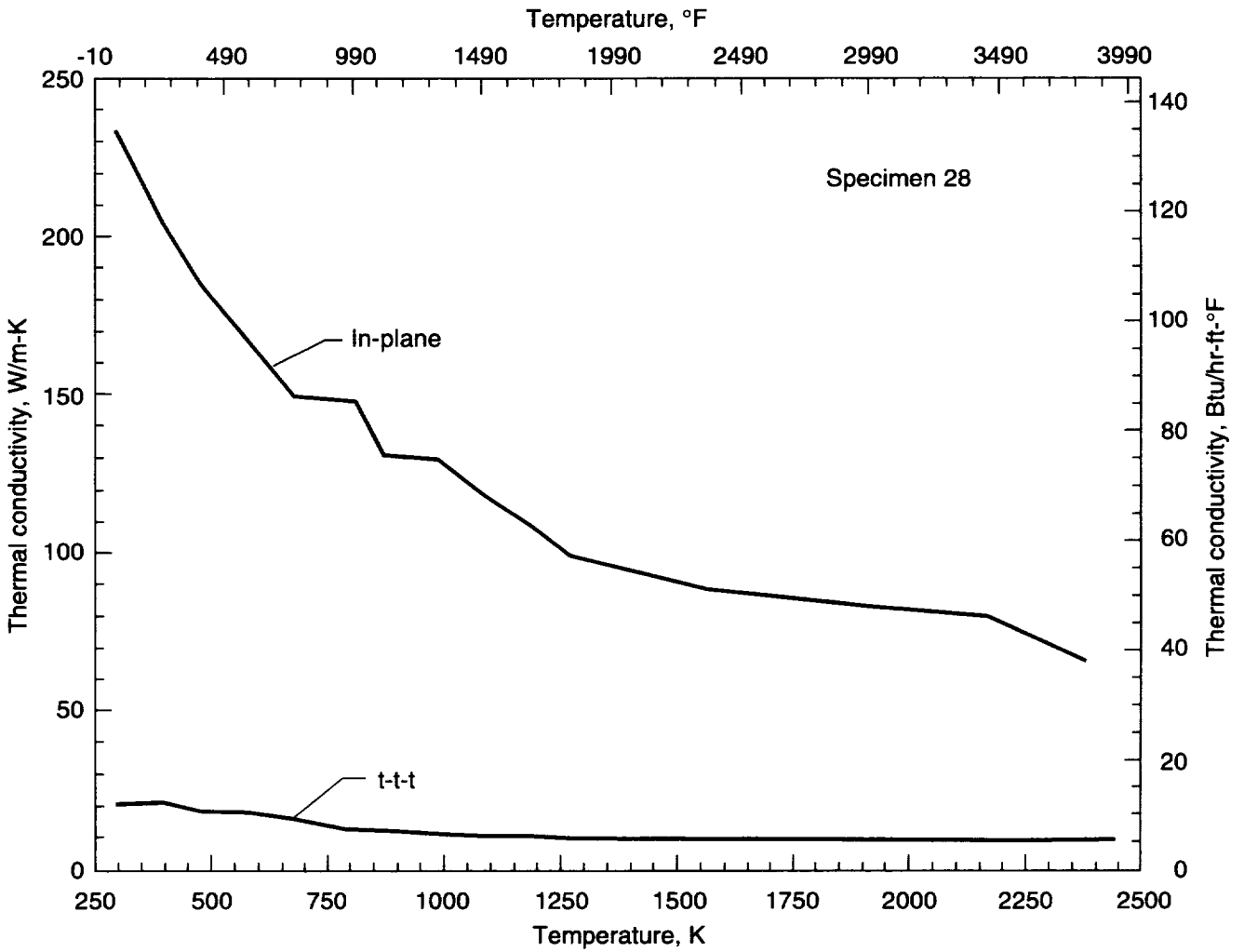


Figure 56. Thermal conductivity versus temperature for LaRC P1, which is K321 2k AR pitch densified material.



## REPORT DOCUMENTATION PAGE

*Form Approved*  
OMB No. 0704-0188

Public reporting burden for this collection of information is estimated to average 1 hour per response, including the time for reviewing instructions, searching existing data sources, gathering and maintaining the data needed, and completing and reviewing the collection of information. Send comments regarding this burden estimate or any other aspect of this collection of information, including suggestions for reducing this burden, to Washington Headquarters Services, Directorate for Information Operations and Reports, 1215 Jefferson Davis Highway, Suite 1204, Arlington, VA 22202-4302, and to the Office of Management and Budget, Paperwork Reduction Project (0704-0188), Washington, DC 20503.

<b>1. AGENCY USE ONLY</b> <i>(Leave blank)</i>	<b>2. REPORT DATE</b> November 1997	<b>3. REPORT TYPE AND DATES COVERED</b> Technical Memorandum	
<b>4. TITLE AND SUBTITLE</b> Thermal Conductivity Database of Various Structural Carbon-Carbon Composite Materials		<b>5. FUNDING NUMBERS</b> WU 632-20-21-13	
<b>6. AUTHOR(S)</b> Craig W. Ohlhorst, Wallace L. Vaughn, Philip O. Ransone, and Hwa-Tsu Tsou		<b>8. PERFORMING ORGANIZATION REPORT NUMBER</b> L-17620	
<b>7. PERFORMING ORGANIZATION NAME(S) AND ADDRESS(ES)</b> NASA Langley Research Center Hampton, VA 23681-2199			
<b>9. SPONSORING/MONITORING AGENCY NAME(S) AND ADDRESS(ES)</b> National Aeronautics and Space Administration Washington, DC 20546-0001		<b>10. SPONSORING/MONITORING AGENCY REPORT NUMBER</b> NASA TM-4787	
<b>11. SUPPLEMENTARY NOTES</b> Ohlhorst, Vaughn, and Ransone: Langley Research Center, Hampton, VA; Tsou: NRC/NASA Resident Research Associate at Langley Research Center, Hampton, VA.			
<b>12a. DISTRIBUTION/AVAILABILITY STATEMENT</b> Unclassified-Unlimited Subject Category 24 Availability: NASA CASI (301) 621-0390		<b>12b. DISTRIBUTION CODE</b>	
<b>13. ABSTRACT</b> <i>(Maximum 200 words)</i>  Advanced thermal protection materials envisioned for use on future hypersonic vehicles will likely be subjected to temperatures in excess of 1811 K (2800°F) and, therefore, will require the rapid conduction of heat away from the stagnation regions of wing leading edges, the nose cap area, and from engine inlet and exhaust areas. Carbon-carbon composite materials are candidates for use in advanced thermal protection systems. For design purposes, high temperature thermophysical property data are required, but a search of the literature found little thermal conductivity data for carbon-carbon materials above 1255 K (1800°F). Because a need was recognized for in-plane and through-the-thickness thermal conductivity data for carbon-carbon composite materials over a wide temperature range, Langley Research Center (LaRC) embarked on an effort to compile a consistent set of thermal conductivity values from room temperature to 1922 K (3000°F) for carbon-carbon composite materials on hand at LaRC for which the precursor materials and thermal processing history were known. This report documents the thermal conductivity data generated for these materials. In-plane thermal conductivity values range from 10 to 233 W/m-K, whereas through-the-thickness values range from 2 to 21 W/m-K.			
<b>14. SUBJECT TERMS</b> Carbon-carbon composites; Thermal conductivity		<b>15. NUMBER OF PAGES</b> 94	
		<b>16. PRICE CODE</b> A05	
<b>17. SECURITY CLASSIFICATION OF REPORT</b> Unclassified	<b>18. SECURITY CLASSIFICATION OF THIS PAGE</b> Unclassified	<b>19. SECURITY CLASSIFICATION OF ABSTRACT</b> Unclassified	<b>20. LIMITATION OF ABSTRACT</b>

NSN 7540-01-280-5500

Standard Form 298 (Rev. 2-89)  
Prescribed by ANSI Std. Z39-18  
298-102