


NASA/CR-1998-208954  
ICASE Interim Report No. 34



## **Construction of Three Dimensional Solutions for the Maxwell Equations**

*A. Yefet*

*New Jersey Institute of Technology, Newark, New Jersey*

*E. Turkel*

*Tel Aviv University, Tel Aviv, Israel*

*Institute for Computer Applications in Science and Engineering*

*NASA Langley Research Center*

*Hampton, VA*

*Operated by Universities Space Research Association*



National Aeronautics and  
Space Administration

Langley Research Center  
Hampton, Virginia 23681-2199

Prepared for Langley Research Center  
under Contract NAS1-97046

December 1998

---

Available from the following:

**NASA Center for Aerospace Information (CASI)**  
7121 Standard Drive  
Hanover, MD 21076-1320  
(301) 621-0390

**National Technical Information Service (NTIS)**  
5285 Port Royal Road  
Springfield, VA 22161-2171  
(703) 487-4650

# CONSTRUCTION OF THREE DIMENSIONAL SOLUTIONS FOR THE MAXWELL EQUATIONS\*

A. YEFET<sup>†</sup> AND E. TURKEL<sup>‡</sup>

**Abstract.** We consider numerical solutions for the three dimensional time dependent Maxwell equations. We construct a fourth order accurate compact implicit scheme and compare it to the Yee scheme for free space in a box.

**Subject classification.** Applied and Numerical Mathematics

**Key words.** Maxwell equations, the Yee scheme, the Ty(2,4) scheme

**1. Maxwell Equations in a Box.** Let  $\tau = ct = t/\sqrt{\mu\epsilon}$  and  $Z = \sqrt{\frac{\mu}{\epsilon}}$ . For the rest of this paper we replace  $\tau$  by  $t$ . The three dimensional time dependent Maxwell equations then are:

$$(1.1) \quad \begin{aligned} \frac{\partial E_x}{\partial t} &= Z \left( \frac{\partial H_z}{\partial y} - \frac{\partial H_y}{\partial z} \right) \\ \frac{\partial E_y}{\partial t} &= Z \left( \frac{\partial H_x}{\partial z} - \frac{\partial H_z}{\partial x} \right) \\ \frac{\partial E_z}{\partial t} &= Z \left( \frac{\partial H_y}{\partial x} - \frac{\partial H_x}{\partial y} \right) \\ \frac{\partial H_x}{\partial t} &= \frac{1}{Z} \left( \frac{\partial E_y}{\partial z} - \frac{\partial E_z}{\partial y} \right) \\ \frac{\partial H_y}{\partial t} &= \frac{1}{Z} \left( \frac{\partial E_z}{\partial x} - \frac{\partial E_x}{\partial z} \right) \\ \frac{\partial H_z}{\partial t} &= \frac{1}{Z} \left( \frac{\partial E_x}{\partial y} - \frac{\partial E_y}{\partial x} \right). \end{aligned}$$

We set  $Z = 1$  in this paper.

A plane wave solution is given by

$$\begin{aligned} H_x &= H_x^0 \sin(\omega t) \sin(Ax + By + Cz) \\ H_y &= H_y^0 \sin(\omega t) \sin(Ax + By + Cz) \\ H_z &= H_z^0 \sin(\omega t) \sin(Ax + By + Cz) \\ E_x &= E_x^0 \cos(\omega t) \cos(Ax + By + Cz) \\ E_y &= E_y^0 \cos(\omega t) \cos(Ax + By + Cz) \\ E_z &= E_z^0 \cos(\omega t) \cos(Ax + By + Cz) \end{aligned}$$

Substituting into the Maxwell equations this is a solution if

$$(1.2) \quad \omega^2 = A^2 + B^2 + C^2$$

$$(1.3) \quad 0 = AH_x^0 + BH_y^0 + CH_z^0$$

---

\*This research was supported by the National Aeronautics and Space Administration under NASA Contract No. NAS1-97046 while the authors were in residence at the Institute for Computer Applications for Science and Engineering (ICASE), NASA Langley Research Center, Hampton, VA 23681-2199.

<sup>†</sup>Department of Mathematical Sciences, New Jersey Institute of Technology, University Heights, Newark, NJ 07102-1982.

<sup>‡</sup>School of Mathematical Sciences, Tel Aviv University, Ramat Aviv, Tel Aviv, Israel.

We also demand that

$$\begin{aligned}\omega E_x^0 &= H_y^0 C - H_z^0 B \\ \omega E_y^0 &= H_z^0 A - H_x^0 C \\ \omega E_z^0 &= H_x^0 B - H_y^0 A\end{aligned}$$

**2. Numerical Tests.** We consider a case where  $H_x^0 = H_y^0 = H_z^0 = 1$  and

$$\begin{aligned}A &= \pi \\ B &= -2\pi \\ C &= \pi \\ \omega &= \sqrt{6}\pi\end{aligned}$$

We use this exact solution as a basis for comparison in the box  $[0, 1/2] \times [0, 1/4] \times [0, 1/2]$ . We shall compare two numerical methods: the Yee scheme [1] which is second order accurate in space and time and the Ty(2,4) scheme [2, 3] which is second order accurate in time but fourth order accurate in space. In order for the total error to be fourth order we must choose the time step small enough so that the temporal error does not swamp the spatial error. This requires  $\Delta t \sim (\Delta x)^2$ . If the error requirements are too severe then this is inefficient and the leapfrog in time should be replaced by a fourth order Runge-Kutta method. However, for the experiments in this paper we shall use the same leapfrog method for both schemes. Hence, both the Yee scheme and the Ty(2,4) have the electric and magnetic variables at the same staggered locations both in space and in time. The Yee scheme approximates the derivatives via the following approximation.

$$\frac{\partial}{\partial y} \begin{bmatrix} U^{1/2} \\ U^{3/2} \\ \cdot \\ \cdot \\ U^{(2p-1)/2} \end{bmatrix} = \frac{1}{\Delta y} \left( \begin{bmatrix} U^1 \\ U^2 \\ \cdot \\ U^{p-1} \\ U^p \end{bmatrix} - \begin{bmatrix} U^0 \\ U^1 \\ \cdot \\ U^{p-2} \\ U^{p-1} \end{bmatrix} \right).$$

A similar formula holds for the other variables shifted to other locations in each direction. The Ty(2,4) scheme is an implicit compact scheme given by

$$\frac{\partial}{\partial y} \begin{bmatrix} U^{1/2} \\ U^{3/2} \\ \cdot \\ \cdot \\ U^{(2p-1)/2} \end{bmatrix} = \mathbf{A}^{-1} \frac{1}{\Delta y} \left( \begin{bmatrix} U^1 \\ U^2 \\ \cdot \\ U^{p-1} \\ U^p \end{bmatrix} - \begin{bmatrix} U^0 \\ U^1 \\ \cdot \\ U^{p-2} \\ U^{p-1} \end{bmatrix} \right).$$

where  $\mathbf{A}$  is defined the following way:

$$\mathbf{A} = \frac{1}{24} \begin{pmatrix} 26 & -5 & 4 & -1 & \cdot & \cdot & 0 \\ 1 & 22 & 1 & 0 & \cdot & \cdot & 0 \\ 0 & 1 & 22 & 1 & 0 & \cdot & 0 \\ \cdot & \cdot & \cdot & \cdot & \cdot & \cdot & \cdot \\ 0 & \cdot & \cdot & 0 & 1 & 22 & 1 \\ 0 & \cdot & \cdot & -1 & 4 & -5 & 26 \end{pmatrix}.$$

For the Yee scheme we choose  $\Delta t = \frac{4h}{7}$  while for the Ty(2,4) scheme we choose  $\Delta t \sim h^2$  where  $h = \Delta x = \Delta y$ .

We measure the error in the  $L_2$  norm between the approximate and exact electric field in the  $\hat{z}$ -direction. The Ty(2,4) behaves better than expected and gives almost fifth order accuracy. The Yee scheme gives a second order accuracy as expected.

#### REFERENCES

- [1] K.S. YEE, *Numerical Solution of Initial Boundary Value Problems Involving Maxwell's Equation in Isotropic Media*, IEEE Transactions on Antennas and Propagation **AP-14** (May 1996), pp. 302-307.
- [2] E. TURKEL AND A. YEFET, *Fourth Order Accurate Compact Implicit Method for the Maxwell Equations*, submitted to IEEE Transactions on Antennas and Propagation.
- [3] A. YEFET AND E. TURKEL, *Fourth Order Compact Implicit Method for the Maxwell Equations with Discontinuous Coefficients*, submitted to Applied Numerical Mathematics.

<i>scheme</i>	<i>h</i>	$\Delta t$	t=10	reduction	rate
<i>Ty</i> (2,4)	$\frac{1}{20}$	$\frac{1}{400}$	$3.62 \times 10^{-4}$		
<i>Ty</i> (2,4)	$\frac{1}{40}$	$\frac{1}{1600}$	$1.1443 \times 10^{-5}$	31.6423	4.98
<i>Ty</i> (2,4)	$\frac{1}{80}$	$\frac{1}{6400}$	$3.5621 \times 10^{-7}$	32.1255	5.0056
<i>Yee</i>	$\frac{1}{20}$	$\frac{1}{35}$	0.027		
<i>Yee</i>	$\frac{1}{40}$	$\frac{1}{70}$	$7.3 \times 10^{-4}$	3.694	1.9028
<i>Yee</i>	$\frac{1}{80}$	$\frac{1}{140}$	$1.82 \times 10^{-4}$	4.0042	2.0015

TABLE 2.1  
Comparison of the maximum errors in  $L_2$  norm

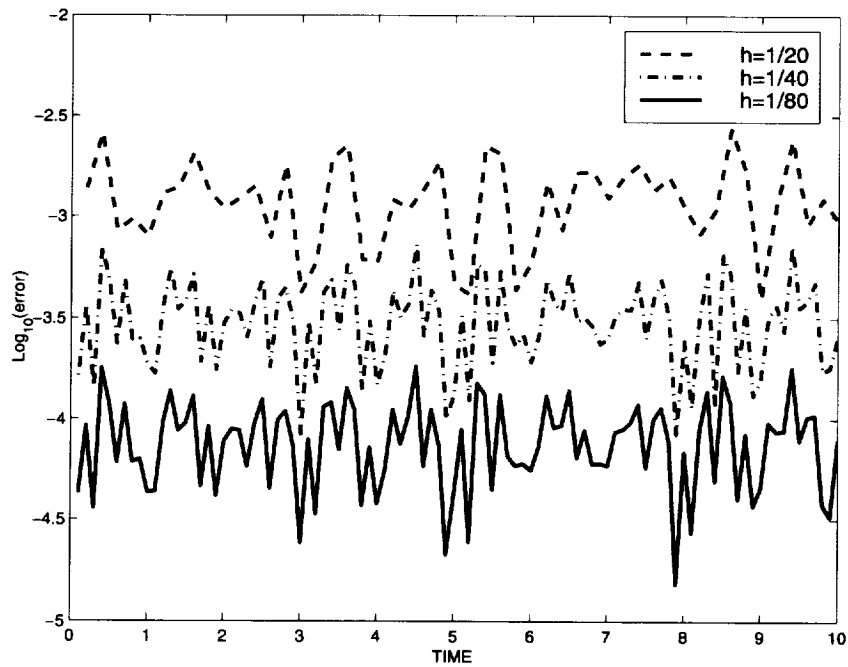


FIG. 2.1.  $\log_{10}(\text{error})$  For the Yee scheme.

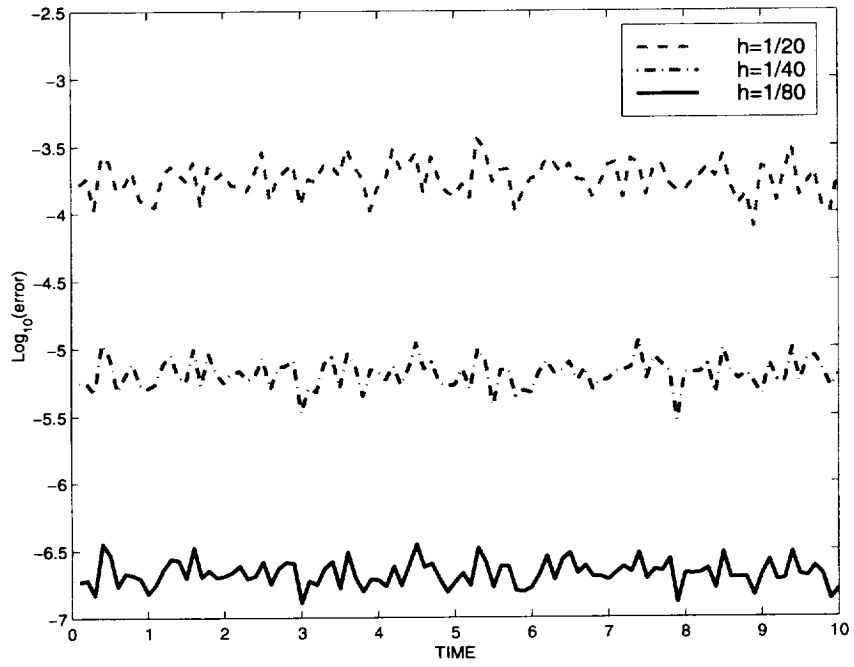


FIG. 2.2.  $\log_{10}(\text{errors})$  For the  $Ty(2,4)$  scheme.

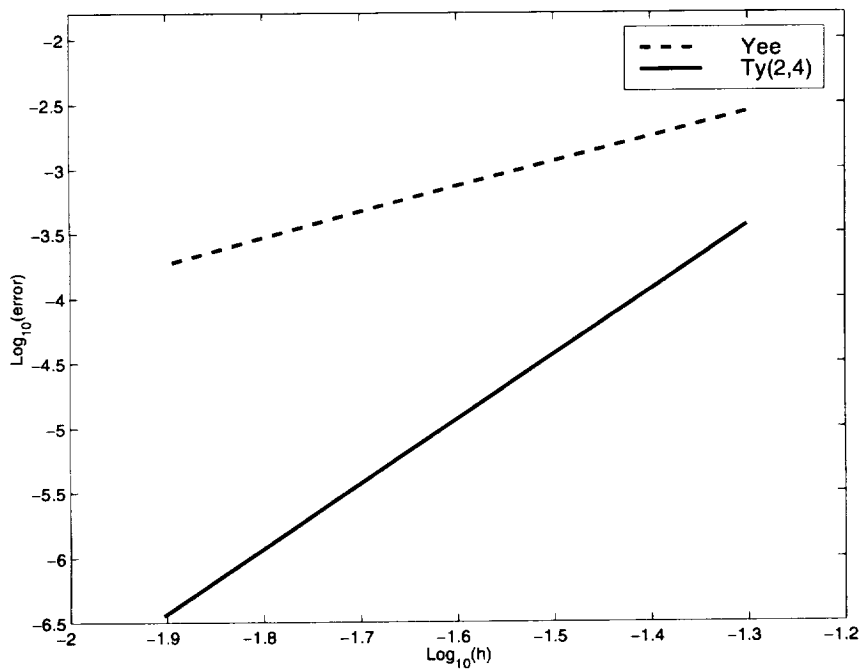


FIG. 2.3.  $\text{Log}_{10}(\text{error})$  as a function of  $\text{Log}_{10}(h)$  For the Yee and the  $Ty(2,4)$  schemes.

REPORT DOCUMENTATION PAGE			Form Approved OMB No. 0704-0188	
Public reporting burden for this collection of information is estimated to average 1 hour per response, including the time for reviewing instructions, searching existing data sources, gathering and maintaining the data needed, and completing and reviewing the collection of information. Send comments regarding this burden estimate or any other aspect of this collection of information, including suggestions for reducing this burden, to Washington Headquarters Services, Directorate for Information Operations and Reports, 1215 Jefferson Davis Highway, Suite 1204, Arlington, VA 22202-4302, and to the Office of Management and Budget, Paperwork Reduction Project (0704-0188), Washington, DC 20503.				
1. AGENCY USE ONLY (Leave blank)	2. REPORT DATE December 1998	3. REPORT TYPE AND DATES COVERED Contractor Report		
4. TITLE AND SUBTITLE Construction of Three Dimensional Solutions for the Maxwell Equations			5. FUNDING NUMBERS C NAS1-97046 WU 505-90-52-01	
6. AUTHOR(S) A. Yefet E. Turkel				
7. PERFORMING ORGANIZATION NAME(S) AND ADDRESS(ES) Institute for Computer Applications in Science and Engineering Mail Stop 403, NASA Langley Research Center Hampton, VA 23681-2199			8. PERFORMING ORGANIZATION REPORT NUMBER ICASE Interim Report No. 34	
9. SPONSORING/MONITORING AGENCY NAME(S) AND ADDRESS(ES) National Aeronautics and Space Administration Langley Research Center Hampton, VA 23681-2199			10. SPONSORING/MONITORING AGENCY REPORT NUMBER NASA/CR-1998-208954 ICASE Interim Report No. 34	
11. SUPPLEMENTARY NOTES Langley Technical Monitor: Dennis M. Bushnell Final Report To be submitted to IEEE Transactions on Antennas and Propagation and Applied Numerical Mathematics				
12a. DISTRIBUTION/AVAILABILITY STATEMENT Unclassified Unlimited Subject Category 64 Distribution: Nonstandard Availability: NASA-CASI (301)621-0390			12b. DISTRIBUTION CODE	
13. ABSTRACT (Maximum 200 words) We consider numerical solutions for the three dimensional time dependent Maxwell equations. We construct a fourth order accurate compact implicit scheme and compare it to the Yee scheme for free space in a box.				
14. SUBJECT TERMS Maxwell equations; the Yee scheme; the Ty(2,4) scheme			15. NUMBER OF PAGES 10	
			16. PRICE CODE A03	
17. SECURITY CLASSIFICATION OF REPORT Unclassified	18. SECURITY CLASSIFICATION OF THIS PAGE Unclassified	19. SECURITY CLASSIFICATION OF ABSTRACT	20. LIMITATION OF ABSTRACT	