



Low Temperature Performance of High Power Density DC/DC Converter Modules

Malik E. Elbuluk
University of Akron, Akron, Ohio

Ahmad Hammoud
QSS Group, Inc., Brookpark, Ohio

Scott Gerber
ZIN Technologies, Inc., Brookpark, Ohio

Richard L. Patterson and Eric Overton
Glenn Research Center, Cleveland, Ohio

The NASA STI Program Office . . . in Profile

Since its founding, NASA has been dedicated to the advancement of aeronautics and space science. The NASA Scientific and Technical Information (STI) Program Office plays a key part in helping NASA maintain this important role.

The NASA STI Program Office is operated by Langley Research Center, the Lead Center for NASA's scientific and technical information. The NASA STI Program Office provides access to the NASA STI Database, the largest collection of aeronautical and space science STI in the world. The Program Office is also NASA's institutional mechanism for disseminating the results of its research and development activities. These results are published by NASA in the NASA STI Report Series, which includes the following report types:

- **TECHNICAL PUBLICATION.** Reports of completed research or a major significant phase of research that present the results of NASA programs and include extensive data or theoretical analysis. Includes compilations of significant scientific and technical data and information deemed to be of continuing reference value. NASA's counterpart of peer-reviewed formal professional papers but has less stringent limitations on manuscript length and extent of graphic presentations.
- **TECHNICAL MEMORANDUM.** Scientific and technical findings that are preliminary or of specialized interest, e.g., quick release reports, working papers, and bibliographies that contain minimal annotation. Does not contain extensive analysis.
- **CONTRACTOR REPORT.** Scientific and technical findings by NASA-sponsored contractors and grantees.

- **CONFERENCE PUBLICATION.** Collected papers from scientific and technical conferences, symposia, seminars, or other meetings sponsored or cosponsored by NASA.
- **SPECIAL PUBLICATION.** Scientific, technical, or historical information from NASA programs, projects, and missions, often concerned with subjects having substantial public interest.
- **TECHNICAL TRANSLATION.** English-language translations of foreign scientific and technical material pertinent to NASA's mission.

Specialized services that complement the STI Program Office's diverse offerings include creating custom thesauri, building customized data bases, organizing and publishing research results . . . even providing videos.

For more information about the NASA STI Program Office, see the following:

- Access the NASA STI Program Home Page at <http://www.sti.nasa.gov>
- E-mail your question via the Internet to help@sti.nasa.gov
- Fax your question to the NASA Access Help Desk at 301-621-0134
- Telephone the NASA Access Help Desk at 301-621-0390
- Write to:
NASA Access Help Desk
NASA Center for Aerospace Information
7121 Standard Drive
Hanover, MD 21076



Low Temperature Performance of High Power Density DC/DC Converter Modules

Malik E. Elbuluk
University of Akron, Akron, Ohio

Ahmad Hammoud
QSS Group, Inc., Brookpark, Ohio

Scott Gerber
ZIN Technologies, Inc., Brookpark, Ohio

Richard L. Patterson and Eric Overton
Glenn Research Center, Cleveland, Ohio

Prepared for the
36th Intersociety Energy Conversion Engineering Conference
sponsored by the American Society of Mechanical Engineers
Savannah, Georgia, July 29–August 2, 2001

National Aeronautics and
Space Administration

Glenn Research Center

Acknowledgments

This work is supported by Glenn Research Center, Contract NAS3-00145, GESS Task 0020.

This report contains preliminary findings, subject to revision as analysis proceeds.

Available from

NASA Center for Aerospace Information
7121 Standard Drive
Hanover, MD 21076

National Technical Information Service
5285 Port Royal Road
Springfield, VA 22100

Available electronically at <http://gltrs.grc.nasa.gov/GLTRS>

Low Temperature Performance of High Power Density DC/DC Converter Modules

Malik E. Elbuluk
University of Akron
Akron, Ohio 44325

Ahmad Hammoud
QSS Group, Inc.
Brook Park, Ohio 44142

Scott Gerber
ZIN Technologies
Brook Park, Ohio 44142

Richard L. Patterson and Eric Overton
National Aeronautics and Space Administration
Glenn Research Center
Cleveland, Ohio 44135

ABSTRACT

In this paper, two second-generation high power density DC/DC converter modules have been evaluated at low operating temperatures. The power rating of one converter (Module 1) was specified at 150 W with an input voltage range of 36-75 V and output voltage of 12 V. The other converter (Module 2) was specified at 100 W with the same input voltage range and an output voltage of 3.3 V. The converter modules were evaluated in terms of their performance as a function of operating temperature in the range of 25 °C to -140 °C. The experimental procedures along with the experimental data obtained are presented and discussed in this paper.

INTRODUCTION

Presently, spacecraft operating in the cold environment of deep space carry on-board a large number of radioisotope heating units to maintain an operating temperature for the electronics of approximately 25 °C. To reduce system development and launch costs, improve reliability and lifetime, and increase energy densities, electronic components and systems capable of low-temperature operation will be required for many future space missions. These improvements will require proper system and circuit design, component selection and the development of components better suited for operation at extremely low temperatures. At the NASA Glenn Research Center, the Low Temperature Electronics Program focuses on research and development of "low temperature" electrical components and systems suitable for deep space mission.

Past and present activities of the Low Temperature Electronics Program have included characterization and evaluation of components such as semiconductor switching devices, integrated circuits, resistors, magnetic components, and capacitors [1-3]. In addition, low temperature device development activities have been conducted primarily in the area of semiconductor switching devices through Phase I Small Business Innovation Research Grants. The program has also been extensively involved in investigating DC/DC converters for low temperature space missions.

In addition to deep space applications, low temperature electronics have potential uses in terrestrial applications that include magnetic levitation transportation systems, medical diagnostics, cryogenic instrumentation, and superconducting magnetic energy storage systems.

ADVANCES IN DC/DC CONVERTERS

Recently, there has been a great progress in the design of DC/DC converters with high power density. Converters that operate at power densities of 50% or more greater than the available standard conventional converter designs have been developed. This increase in power density is achieved using new designs, advanced devices and components, and packaging techniques. Today's leading edge DC/DC converter modules use synchronous rectifiers with multi-layer thick film hybrid packaging. This provides more usable output power without the use of a heat sink than do the conventional DC/DC converters that use Schottky diode with a heat sink and thick-film single-layer packaging. The first generation of DC/DC converter modules has a typical power rating of 10-15 W. The second-generation of DC/DC converters has a power rating of about 100-150 W with packaging and thermal management that provide high power density with small temperature gradients. Extensive use of silicon integration resulted in about one third the part count of a first generation converter.

LOW TEMPERATURE POWER CONVERTERS

Most aerospace power management systems are DC-based, and they require DC/DC power converters that operate with different inputs and outputs at various power levels. However, most of the existing DC/DC converter systems are specified to operate at low temperatures between -40 °C and -55 °C.

The Low Temperature Electronics Program has gone through a number of stages in building, testing and evaluating DC/DC converters for potential low temperature missions. During the first stage, a number of DC/DC converters were

designed or modified to operate from room temperature to -196°C using commercially available discrete components such as CMOS-type devices and MOSFET switches. These converters had output power in the range of 5 W to 1 kW and switching frequencies of 50 kHz to 200 kHz. Pulse-width modulation technique was implemented in most of these systems with open as well as closed-loop control. The topologies included buck, boost, multi-resonant, push-pull and full-bridge configuration [5-9].

The second stage followed the recent advancement in design and manufacturing of low power DC/DC converter modules. Several commercial-off-the-shelf (COTS) DC/DC converters have been characterized in terms of their performance as a function of temperature in the range of 20°C to -180°C . These converters ranged in electrical power from 8 W to 13 W, input voltage from 9 V to 75 V and an output voltage of 3.3 V. Test results showed that they operated as expected within the manufacturer's specified temperature range, but at low temperature results varied. For some converters performance degraded rapidly, with others, reasonably good performance was seen down to temperatures between -80°C and -100°C . For temperatures below -100°C , performance was either out of range, erratic, or non-existent for most of the converters [10-12].

The third evaluation stage is presented in this paper. Two of the second-generation high power density DC/DC converter modules have been evaluated at low temperature. The converters had power rating of 100 W and 150 W, input voltage range of 36V to 75 V and output voltages of 3.3 V to 12 V, respectively. The converters were evaluated in terms of their performance as a function of temperature in the range of 25°C to -140°C . The experimental procedure along with the experimental data obtained are presented and discussed.

EXPERIMENTAL PROCEDURE

The steady-state performances of the DC/DC converters were characterized as a function of temperature from 25°C to -140°C in terms of output voltage and efficiency. In addition, output voltage ripple, input current ripple and output current ripple waveforms were obtained. At a given temperature, these properties were obtained at various input voltages and at different load levels: from light-load to full-load conditions. The tests were performed as a function of temperature using an environmental chamber cooled by liquid nitrogen. A temperature rate of change of $10^{\circ}\text{C}/\text{min}$ was used throughout this work. At every test temperature, the module under test was

allowed to soak at that temperature for a period of 30 minutes before any measurements were made. After the last measurement was taken at the lowest temperature, the converters were allowed to stabilize to room temperature and then the measurements were repeated at room temperature to determine the effect of low temperature exposure on the converters.

RESULTS AND DISCUSSIONS

Figure 1 shows the output voltage and efficiency of Module 1, normalized to their respective room temperature values, at different load currents and as a function of temperature. The output voltage and efficiency were normalized to compensate for the voltage drop and power loss resulting from long wires connecting the module, inside the chamber, to the equipment and measuring instruments outside the chamber.

At a given load current, the normalized output voltage (Figure 1a) maintains a steady value from room temperature down to -120°C . The effect of temperature on the efficiency of Module 1 (Figure 1b) under different load conditions showed that, in general, the normalized efficiency drops as the temperature is lowered with temperature having the least effect on the heavy load condition. Figure 1 represents data taken at a nominal input voltage of 49V. Additional, sets of data were taken with input voltages of 36V, 62V and 75V. The data obtained at these input voltages is very similar to that shown in Figure 1.

Figure 2 shows the output voltage and efficiency of Module 2, measured at different loads, input voltage and as a function of temperature. Similar to Module 1, the output voltage and efficiency were normalized to their values at room temperature. In Figure 2a, the normalized output voltage maintains a steady value from room temperature down to -20°C . For temperatures below -20°C the normalized output voltage increased with heavy loads values being higher than light load values. This effect was observed only at the lower input voltage of 36 V. In Figure 2c, for an input voltage of 48 V, the normalized output voltage remained constant, similar to that of Module 1.

The effect of temperature on the efficiency of Module 2 under different input voltage and load conditions is shown in Figures 2b and 2d. Opposite to that of Module 1, the normalized efficiency increases as the temperature is lowered. The effect of temperature is greater with the heavy load condition than that of the light load. This effect is greater at the lower input voltage (Figure 2b) than at the higher input voltage (Figure 2d). Additional, sets of data were taken with input voltages of 60V and 72V. The data obtained at

these input voltages is very similar to that obtained at 48V input (Figures 2c and 2d).

Figures 3 and 4 show the waveforms of the output voltage ripple, the output current ripple and the input current ripple at room temperature (25 °C) and at a low temperature (-100 °C) for Module 1, respectively. The corresponding ripple in output voltage, input and output current increases with decreasing temperature. Also, instabilities in the input current are observed with the heavy load conditions being more prominent.

Figures 5 and 6 show the waveforms of the output voltage ripple and the input current ripple at room temperature (25 °C) and at the low temperature (-80 °C) for Module 2, for light load and heavy load conditions. The output voltage ripple changes slightly between room temperature and the low temperature, with very high spikes occurring during heavy loading conditions. Opposite to Module 1, the input current ripple at room temperature is higher than that of the low temperature (i.e. the ripple decreases with decreasing temperature). The output current was not recorded because the data under heavy loading could not be taken due to the need of high current probe. Similar to Module 1, instabilities in the input current are observed with the heavy load conditions being more prominent.

CONCLUSIONS

Two commercially available DC/DC converters were characterized in terms of their performance as a function of temperature in the range of 25 °C to -140 °C. The converters were evaluated with respect to their output voltage regulation, efficiency, output voltage ripple, input current ripple and output current ripple in response to environmental temperature. The two converters generally displayed somehow similar behavior with change in temperature. The intensity of any occurring changes, however, varied with the converter type and the test temperature. This work represents only a preliminary investigation into the steady-state effects of low temperature on these two second-generation high power density DC/DC converter modules. To fully characterize their performance at low temperature, further testing and analysis is required.

REFERENCES

1. Ray, B., Gerber, S.S., Patterson, R.L. and Myers, I.T., "Power Control Electronics for Cryogenic Instrumentation," *Advances in Inst. and Control*, Vol. 50, Part 1, Int. Soc. for Measurement and Control, 1995, pp.131-139.
2. Patterson, R.L., Dickman, J.E., Hammoud, A. and Gerber S.S., "Low Temperature Power Electronics Program," NASA EEE Links, Electronic Packaging and Space Parts News, Vol. 4, No. 1, January 1998.
3. Patterson, R.L., Hammoud, A. and Gerber, S.S., "Evaluation of Capacitors at Cryogenic Temperatures for Space Applications," IEEE International Conference on Electrical Insulation, Washington DC, June 7-10, 1998.
4. Ray, B., Gerber, S.S., Patterson, R.L. and Myers, I.T., "77K Operation of a Multi-Resonant Power Converter," *IEEE PESC Record*, Vol. 1, 1995, pp.55-60.
5. Ray, B., Gerber, S.S., Patterson, R.L. and Myers, I.T., "Liquid Nitrogen Temperature Operation of a Switching Power Converter," *Symp. on Low Temp. Electronics & High Temperature Superconductivity*, The Electrochemical Society, Vol. 9, 1995, pp.345-352.
6. Ray, B., Gerber, S.S., Patterson, R.L. and Dickman, J., "Low Temperature Performance of a Boost Converter with MPP and HTS Inductor," *IEEE APEC 96 Conference*, Vol. 2, 1996, pp.883-888.
7. Gerber, S.S., Patterson, R.L., Ray, B. and Stell, C., "Performance of a Spacecraft DC-DC Converter Breadboard Modified for Low Temperature Operation," *IECEC 96*, Vol.1, 1996, pp. 592-598.
8. Ray, B., Gerber, S.S. and Patterson, R.L., "Low Temperature Performance of a Full-Bridge DC-DC Converter," *IECEC '96*, Vol. 1, 1996, pp. 553-559.
9. Gerber, S.S. Miller, T., Patterson, R.L. and Hammoud, A., "Performance of a Closed-Loop Controlled High Voltage DC/DC Converter at Cryogenic Temperature," *IECEC '98*, Vol. 1, 1998.
10. M. Elbuluk, S. Gerber, A. Hammoud and R. Patterson, "Evaluation of Low Power DC/DC Converter Modules at Low Temperatures," *Proceedings of IEEE PESC'00*, Galway, Ireland.
11. Elbuluk, S. Gerber, A. Hammoud and R. Patterson, "Efficiency and Regulation of Low Power DC/DC Converter Modules at Cryogenic Temperatures," *Proceedings of IEEE IECEC'00*, Las Vegas.
12. M. Elbuluk, S. Gerber, A. Hammoud and R. Patterson, "Characterization of Low Power DC/DC Converter Modules at Low Temperatures," *Proceedings of IEEE IAS'00*, Rome, Italy.

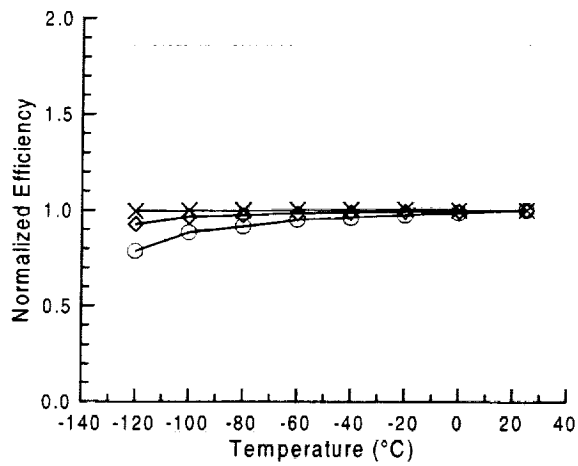
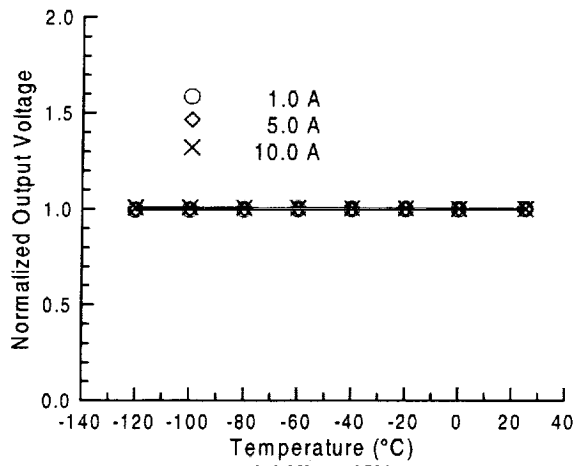


Figure 1. Normalized output voltage and efficiency versus temperature at various load currents for Module#1.

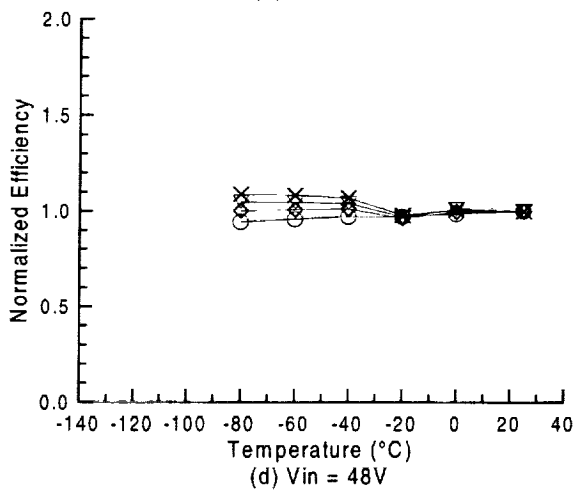
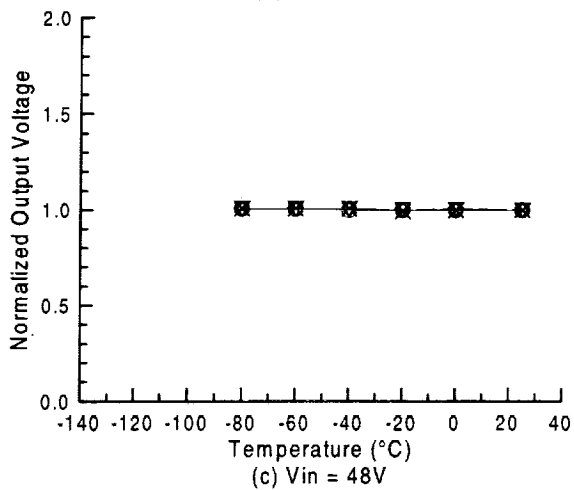
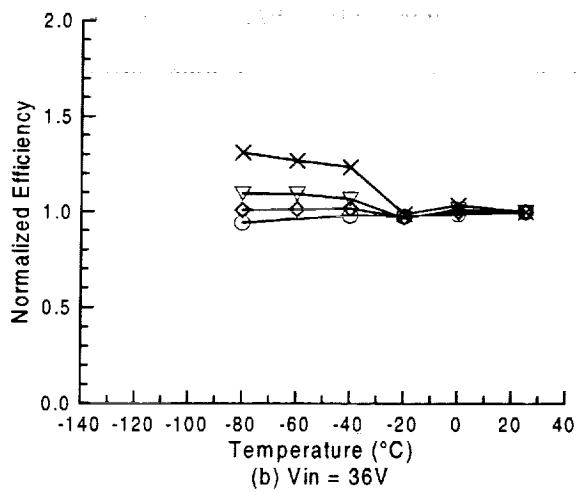
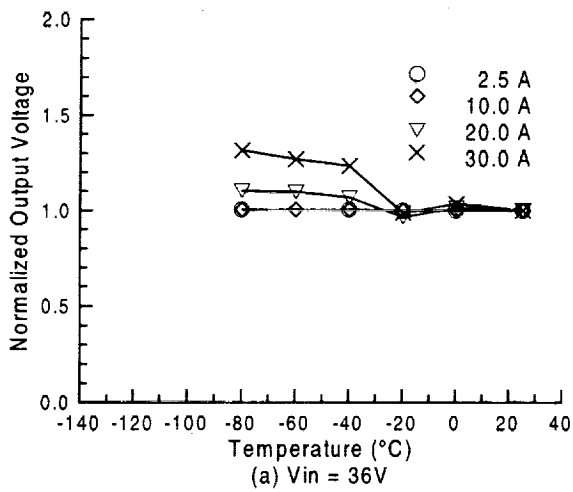
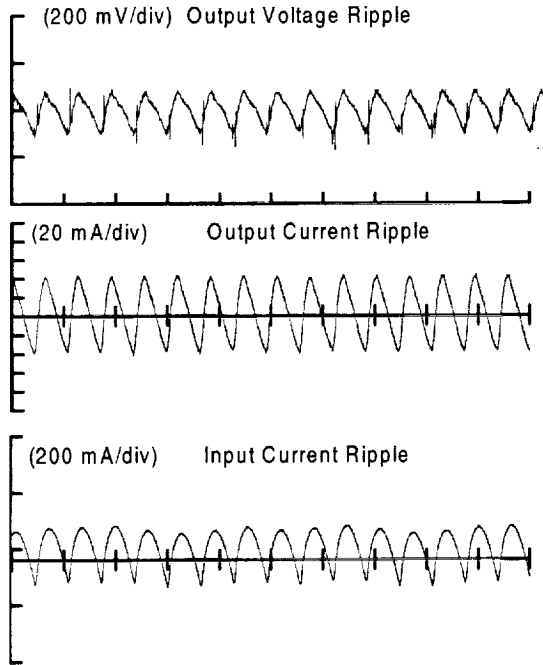
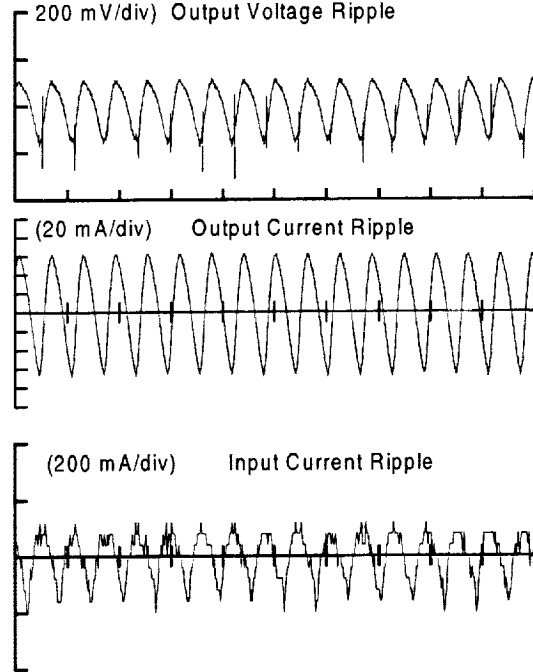


Figure 2. Normalized output voltage and efficiency versus temperature at various load currents for Module #2.

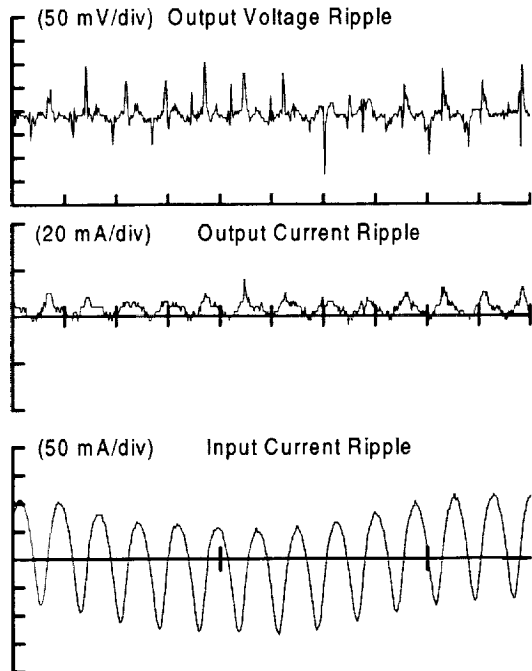


Time (10 μ s/div)
 (a) Temperature = 25°C

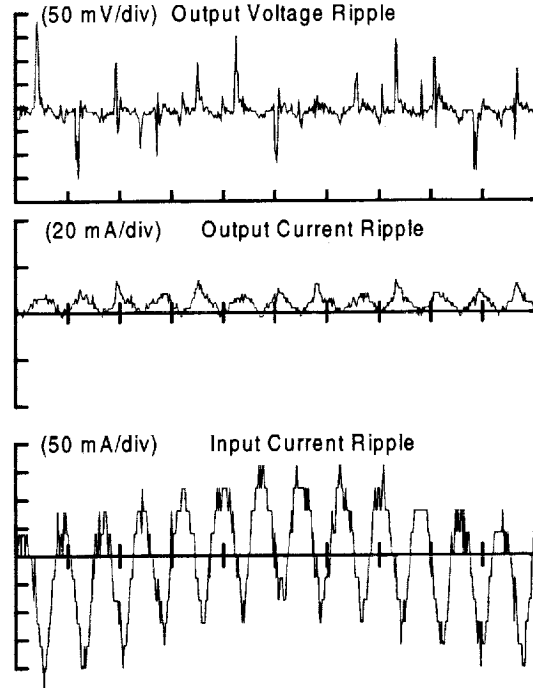


Time (10 μ s/div)
 (b) Temperature = -100°C

Figure 3. Module #1 operation with 49V input and under light load condition (1.0A).

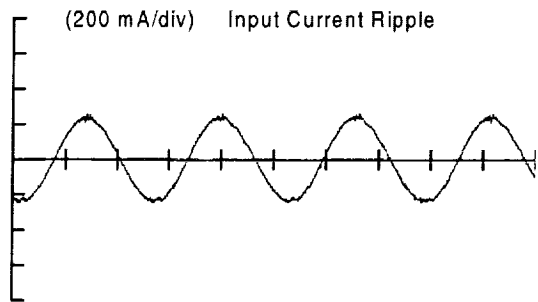
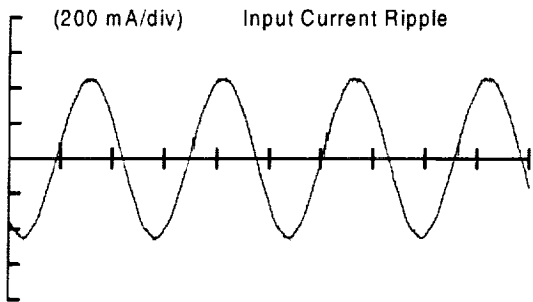
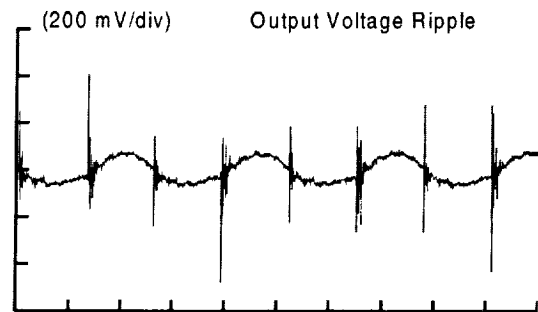
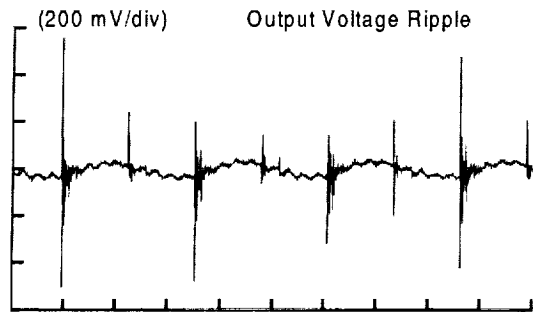


Time (2.5 μ s/div)
 (a) Temperature = 25°C



Time (2.5 μ s/div)
 (b) Temperature = -100°C

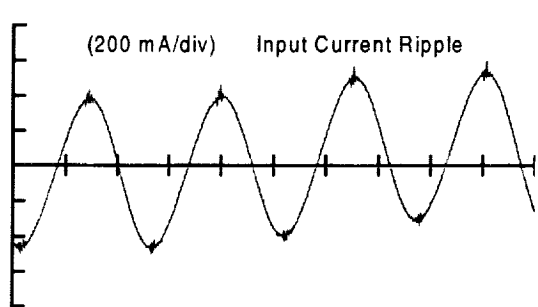
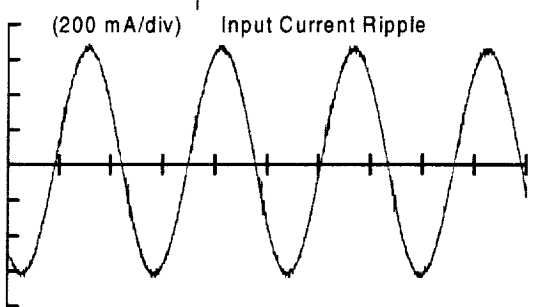
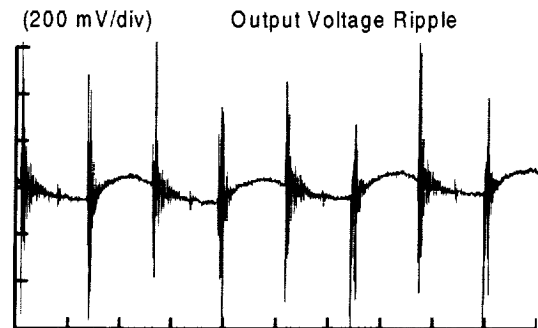
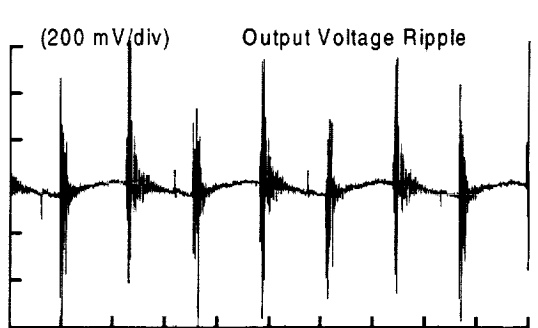
Figure 4. Module #1 operation with 49V input and under heavy load condition (12.5A).



Time (2 us/div)
(a) Temperature = 20°C

Time (2 us/div)
(a) Temperature = -80°C

Figure 5. Module #2 operation with 48V input and under light load (5.0A).



Time (2 us/div)
(a) Temperature = 20°C

Time (2 us/div)
(a) Temperature = -80°C

Figure 6. Module #2 operation with 48V input and under heavy load (30A).



REPORT DOCUMENTATION PAGE			Form Approved OMB No. 0704-0188	
Public reporting burden for this collection of information is estimated to average 1 hour per response, including the time for reviewing instructions, searching existing data sources, gathering and maintaining the data needed, and completing and reviewing the collection of information. Send comments regarding this burden estimate or any other aspect of this collection of information, including suggestions for reducing this burden, to Washington Headquarters Services, Directorate for Information Operations and Reports, 1215 Jefferson Davis Highway, Suite 1204, Arlington, VA 22202-4302, and to the Office of Management and Budget, Paperwork Reduction Project (0704-0188), Washington, DC 20503.				
1. AGENCY USE ONLY (Leave blank)	2. REPORT DATE July 2001	3. REPORT TYPE AND DATES COVERED Technical Memorandum		
4. TITLE AND SUBTITLE Low Temperature Performance of High Power Density DC/DC Converter Modules			5. FUNDING NUMBERS WU-755-A4-12-00	
6. AUTHOR(S) Malik E. Elbuluk, Ahmad Hammoud, Scott Gerber, Richard L. Patterson, and Eric Overton				
7. PERFORMING ORGANIZATION NAME(S) AND ADDRESS(ES) National Aeronautics and Space Administration John H. Glenn Research Center at Lewis Field Cleveland, Ohio 44135-3191			8. PERFORMING ORGANIZATION REPORT NUMBER E-12827	
9. SPONSORING/MONITORING AGENCY NAME(S) AND ADDRESS(ES) National Aeronautics and Space Administration Washington, DC 20546-0001			10. SPONSORING/MONITORING AGENCY REPORT NUMBER NASA TM-2001-210973 IECEC2001-AT-16	
11. SUPPLEMENTARY NOTES Prepared for the 36th Intersociety Energy Conversion Engineering Conference sponsored by the American Society of Mechanical Engineers, Savannah, Georgia, July 29-August 2, 2001. Malik E. Elbuluk, University of Akron, Electrical Engineering Department, Akron, Ohio 44325-3904 (work funded by NASA Contract NAS3-00145); Ahmad Hammoud, QSS Group, Inc., 2000 Aerospace Parkway, Brookpark, Ohio 44142; Scott Gerber, ZIN Technologies, Inc., 3000 Aerospace Parkway, Brookpark, Ohio 44142; and Richard L. Patterson and Eric Overton, NASA Glenn Research Center. Responsible person, Richard L. Patterson, organization code 5480, 216-433-8166.				
12a. DISTRIBUTION/AVAILABILITY STATEMENT Unclassified - Unlimited Subject Category: 33 Available electronically at http://gltrs.grc.nasa.gov/GLTRS This publication is available from the NASA Center for AeroSpace Information, 301-621-0390.			12b. DISTRIBUTION CODE Distribution: Nonstandard	
13. ABSTRACT (Maximum 200 words) In this paper, two second-generation high power density DC/DC converter modules have been evaluated at low operating temperatures. The power rating of one converter (Module 1) was specified at 150 W with an input voltage range of 36 to 75 V and output voltage of 12 V. The other converter (Module 2) was specified at 100 W with the same input voltage range and an output voltage of 3.3 V. The converter modules were evaluated in terms of their performance as a function of operating temperature in the range of 25 to -140 °C. The experimental procedures along with the experimental data obtained are presented and discussed in this paper.				
14. SUBJECT TERMS Cryogenics; DC/DC converters; Electronics; Low temperature			15. NUMBER OF PAGES 12	
			16. PRICE CODE	
17. SECURITY CLASSIFICATION OF REPORT Unclassified	18. SECURITY CLASSIFICATION OF THIS PAGE Unclassified	19. SECURITY CLASSIFICATION OF ABSTRACT Unclassified	20. LIMITATION OF ABSTRACT	