

NASA/TM—2001-211130



Performance of Power Converters at Cryogenic Temperatures

Malik E. Elbuluk
University of Akron, Akron, Ohio

Scott Gerber
ZIN Technologies, Inc., Brook Park, Ohio

Ahmad Hammoud
QSS Group, Inc., Brook Park, Ohio

Richard L. Patterson
Glenn Research Center, Cleveland, Ohio

September 2001

The NASA STI Program Office . . . in Profile

Since its founding, NASA has been dedicated to the advancement of aeronautics and space science. The NASA Scientific and Technical Information (STI) Program Office plays a key part in helping NASA maintain this important role.

The NASA STI Program Office is operated by Langley Research Center, the Lead Center for NASA's scientific and technical information. The NASA STI Program Office provides access to the NASA STI Database, the largest collection of aeronautical and space science STI in the world. The Program Office is also NASA's institutional mechanism for disseminating the results of its research and development activities. These results are published by NASA in the NASA STI Report Series, which includes the following report types:

- **TECHNICAL PUBLICATION.** Reports of completed research or a major significant phase of research that present the results of NASA programs and include extensive data or theoretical analysis. Includes compilations of significant scientific and technical data and information deemed to be of continuing reference value. NASA's counterpart of peer-reviewed formal professional papers but has less stringent limitations on manuscript length and extent of graphic presentations.
- **TECHNICAL MEMORANDUM.** Scientific and technical findings that are preliminary or of specialized interest, e.g., quick release reports, working papers, and bibliographies that contain minimal annotation. Does not contain extensive analysis.
- **CONTRACTOR REPORT.** Scientific and technical findings by NASA-sponsored contractors and grantees.

- **CONFERENCE PUBLICATION.** Collected papers from scientific and technical conferences, symposia, seminars, or other meetings sponsored or cosponsored by NASA.
- **SPECIAL PUBLICATION.** Scientific, technical, or historical information from NASA programs, projects, and missions, often concerned with subjects having substantial public interest.
- **TECHNICAL TRANSLATION.** English-language translations of foreign scientific and technical material pertinent to NASA's mission.

Specialized services that complement the STI Program Office's diverse offerings include creating custom thesauri, building customized data bases, organizing and publishing research results . . . even providing videos.

For more information about the NASA STI Program Office, see the following:

- Access the NASA STI Program Home Page at <http://www.sti.nasa.gov>
- E-mail your question via the Internet to help@sti.nasa.gov
- Fax your question to the NASA Access Help Desk at 301-621-0134
- Telephone the NASA Access Help Desk at 301-621-0390
- Write to:
NASA Access Help Desk
NASA Center for Aerospace Information
7121 Standard Drive
Hanover, MD 21076

NASA/TM—2001-211130



Performance of Power Converters at Cryogenic Temperatures

Malik E. Elbuluk
University of Akron, Akron, Ohio

Scott Gerber
ZIN Technologies, Inc., Brook Park, Ohio

Ahmad Hammoud
QSS Group, Inc., Brook Park, Ohio

Richard L. Patterson
Glenn Research Center, Cleveland, Ohio

Prepared for the
Eighth International Conference on Electronics, Circuits, and Systems (ICECS 2001)
sponsored by the Institute of Electrical and Electronics Engineers
Malta, September 2–5, 2001

National Aeronautics and
Space Administration

Glenn Research Center

September 2001

Acknowledgments

This work was supported by the NASA Glenn Research Center, Contract NAS3-00145, GESS Task 0020, and by JPL's NASA Electronic Parts and Packaging Program (NEPP).

This report contains preliminary findings, subject to revision as analysis proceeds.

Available from

NASA Center for Aerospace Information
7121 Standard Drive
Hanover, MD 21076

National Technical Information Service
5285 Port Royal Road
Springfield, VA 22100

Available electronically at <http://gltrs.grc.nasa.gov/GLTRS>

PERFORMANCE OF POWER CONVERTERS AT CRYOGENIC TEMPERATURES

Malik E. Elbuluk
University of Akron
Akron, Ohio 44325-3904

Scott Gerber
ZIN Technologies, Inc.
Brook Park, Ohio 44135

Ahmad Hammoud
QSS Group, Inc.
Brook Park, Ohio 44135

Richard L. Patterson
National Aeronautics and Space Administration
Glenn Research Center
Cleveland, Ohio 44135

ABSTRACT

Power converters capable of operation at cryogenic temperatures are anticipated to play an important role in the power system architecture of future NASA deep space missions. Design of such converters to survive cryogenic temperatures will improve the power system performance, and reduce development and launch costs.

Aerospace power systems are mainly a DC distribution network. Therefore, DC/DC and DC/AC converters provide the outputs needed to different loads at various power levels. Recently, research efforts have been performed at the NASA Glenn Research Center (GRC) to design and evaluate DC/DC converters that are capable of operating at cryogenic temperatures.

This paper presents a summary of the research performed to evaluate the low temperature performance of five DC/DC converters. Various parameters were investigated as a function of temperature in the range of 20 °C to -196 °C. Data pertaining to the output voltage regulation and efficiency of the converters is presented and discussed.

1. POWER ELECTRONICS IN AEROSPACE

The application of power electronics in aerospace technologies is becoming widespread. The potential and existing application areas include the International Space Station (ISS), aircraft and satellite power systems, motor drives in 'more electric' technology (MET) as applied to aircraft and Reusable Launch Vehicles (RLVs), starter/generators (S/G) and flywheel technology, servo systems embodying electro-mechanical actuation (EMA) and spacecraft including

deep space probes, planetary orbiters and landers, and surface exploratory instrumentation.

The aerospace power systems are typically interconnection of power electronic converters, photovoltaic (PV) solar arrays and batteries in a DC-based distribution system. DC/DC and DC/AC converters are used to provide the required output voltage to different loads at various power levels.

2. LOW TEMPERATURE ELECTRONICS

Electrical components and systems for future NASA space missions, such as outer planetary exploration and deep space probes, must operate reliably and efficiently in very low temperature environments. For example, inter-planetary probe launched to explore the rings of Saturn would experience a temperature of about -183 °C. Table 1 shows the operational temperatures for an unheated spacecraft in the vicinity of each of the outer planets. Presently, spacecraft operating in some of these regions utilize Radioisotope Heating Units (RHUs) to maintain an operating temperature for the on-board electronics of approximately 20 °C [1]. RHUs require containment structures and thermal systems such as shutters to maintain the 20 °C over the course of an entire space mission. However, if the electronics were capable of operating at the temperature of the mission environment, the RHUs and their associated structures, and the thermal management systems could be eliminated, thus reducing the system size and weight and thereby reducing the development and launch costs, and improving reliability and lifetime [1].

In this paper, five low power DC/DC converter modules, with specifications that might fit the requirements of specific future space missions, have been selected for investigation. The specifications of these converters, ranged in electrical power from 10 W to 13 W and input voltage from 9 V to 72 V, as listed in Table 2. The converters were characterized in terms of their performance as a function of temperature in the range of 20 °C to -196 °C (liquid nitrogen). The experimental procedures along with the experimental data obtained on the investigated converters are presented and discussed [2-5].

3. EXPERIMENTAL SETUP

The converter modules listed in Table 2 were characterized as a function of temperature from 20 °C to -196 °C in terms of the output voltage regulation, efficiency, and input and output current distortions. At any given temperature, these properties were obtained at various input voltages and at different load levels; from no-load to full-load conditions. The tests were performed using an environmental chamber utilizing liquid nitrogen as the coolant. A temperature rate of change of 10 °C/min was used throughout the experiment. The converters were first tested at room temperature then at successive test temperatures with 20 °C decrement, down to -196 °C. At every test temperature, the device under test was allowed to soak at that temperature for a period of 30 minutes before any measurements were made. After the last measurement was taken at the lowest temperature, the converters were allowed to stabilize to room temperature and then the measurements were repeated at room temperature to determine the effect of one thermal cycle on the converters.

4. RESULTS AND DISCUSSIONS

During the investigations, data was generated for both steady and dynamic states. In this paper, only data pertaining to the steady state efficiency and voltage regulation of the tested converters are presented and discussed. More detailed results are reported in references [2-5].

Figures 1 through 5 show the output voltage and efficiency of the modules versus temperature for four conditions of input voltage and output load levels. These conditions include minimum input voltage under light and heavy loads, and maximum input voltage under light and heavy loads. For all modules, an offset in the output voltage occurs at both light and heavy loads due to the voltage drop in the wiring leads connecting the output terminals of the module to the electronic load where the

output voltage was actually measured (a resistance of about 70 mΩ).

At a given load, the output voltage of module 1 maintains a steady value from room temperature to -120 °C. For temperatures beyond -120 °C, the converter begins to show loss in regulation. For example, the output voltage increases slightly when the input voltage is 36V but decreases drastically when the input voltage is 12V. As expected, the output voltage drops slightly when the load is increased. The effect of temperature on the efficiency of converter module 1 under different input voltage and load conditions is also shown in Figure 1. In general, the efficiency drops as the temperature is lowered with the heavy load condition having a higher efficiency than that of a light load. For the same loading, the efficiency is higher as the input voltage is decreased. For a given input voltage, the converter has lower efficiency when the load level is low.

Module 2 shows reasonable performance to -80 °C, but shows complete loss of voltage regulation for temperatures below -80 °C, as shown in Figure 2. It did, however, continue to operate with no regulation down to -196 °C. Similar trend was observed in the efficiency behavior with temperature.

The output voltage of module 3 does not exhibit any dependence on either the input voltage or the test temperature at low loads as shown in Figure 3. At heavy loads, it does however decrease slightly upon lowering the test temperature regardless of the level of the input voltage. In general, the efficiency of this converter exhibits a slight decrease with decreasing temperature. This reduction becomes apparent at temperatures below -60 °C, as shown in Figure 3.

Module 4 showed excellent output voltage regulation with temperatures down to -120 °C, as shown in Figure 4. The only exception is at -120 °C where at minimum input voltage and light load condition, the output voltage increased to over 4 volts. In addition, this module ceased to operate for temperatures below -120 °C, but regained operation once its temperature rose above -120 °C. The efficiency of this module held relatively steady values at heavy load to -60 °C and then dropped off as temperature decreased down to -120 °C.

Module 5 showed relatively good output regulation down to -120 °C, as depicted in Figure 5. Beyond that temperature, the output voltage seems to slightly increase as the temperature is decreased further. Its efficiency, however, exhibits a gradual decrease as temperature is decreased. Although this module ceased to operate for temperatures below -180 °C, it regained operation once its temperature rose above -180 °C.

5. CONCLUSIONS

Five low power, DC/DC converter modules were evaluated as a function of temperature in the range of 20 °C to -196 °C. Data pertaining to the output voltage regulation and efficiency of the tested converters were presented and discussed.

Test results obtained on the modules have shown that they operated as expected within their manufacturer's specified temperature range as well as with reasonably good performance down to temperatures between -80 °C and -100 °C. For temperatures below -100 °C, performance was either out of range, erratic, or non-existent.

In all cases, the temperature range for which these modules were designed and specified does not include the severe temperature range for which they were subjected to in this investigation. Additional testing taking into account long-term evaluation and thermal cycling may reveal the potential for extending the operational temperature range and/or improving their performance at these very low temperatures through component screening and/or modification to the module design.

REFERENCES

1. R.L. Patterson, A. Hammoud, J.E. Dickman, S.S. Gerber, and E. Overton, "Development of Electronics for Low Temperature Space Missions," *4th European Workshop on Low Temperature Electronics, Noordwijk, The Netherlands, June 21-23, 2000*. Also NASA/TM-2000-210235.
2. M. Elbuluk, S. Gerber, A. Hammoud, and R. Patterson, "Characterization of Low Power DC/DC Converter Modules at Cryogenic Temperatures," *Proceedings of IEEE IAS Annual Meeting, October 2000, Rome, Italy*.
3. M. Elbuluk, S. Gerber, A. Hammoud, and R. Patterson, "Efficiency and Regulation of Commercial Low Power DC/DC Converter Modules at Low Temperatures," *Proceedings of 35th Intersociety Energy Conversion Engineering Conference (IECEC), August 2000, Las Vegas, NV*.
4. S. Gerber, A. Hammoud, R. Patterson, and M. Elbuluk, "Performance Evaluation of Low Power DC/DC Converter Modules at Cryogenic Temperatures," *Proceedings of IEEE 2000 Power Electronic Specialists Conference (PESC'2000), Galway, Ireland*.
5. M. Elbuluk, S. Gerber, A. Hammoud, R. Patterson, and E. Overton, "Low Temperature Performance of High Power Density DC/DC Converter Modules," *NASA EEE Links, Electronic Packaging and Space Parts News, Vol. 4, No. 1, January 1998*.

Table 1. Typical operational temperatures of an unheated spacecraft.

Mission	Temperature °C
Mars	-20 to -120
Jupiter	-151
Saturn	-183
Uranus	-209
Neptune	-222
Pluto	-229

Table 2. Converter module specifications and evaluations

Converter Specifications					GRC Evaluations	
Module	Input Voltage (V)	Output Voltage (V)	Power (W)	Operating Temp (°C)	Observations and Comments	Temp at which module ceased to operate (°C)
1	9-36	3.3	10	-40 to 60	V _o dropped to 2.4 V at -140 °C; chip functioned down to -160 °C.	-160
2	36-72	3.3	10	-40 to 85	V _o lost regulation at -100 °C; converter still functioned to -196 °C.	-196
3	18-36	3.3	10	-40 to 70	Chip worked very well down to -120 °C. Input current oscillations occurred at all temperatures under heavy loading.	-120
4	18-36	3.3	13	-40 to 85	Oscillations in input current started at -80 °C.	-120
5	9-36	3.3	10	-40 to 85	Oscillations in input current observed at -140 °C under heavy loading.	-180

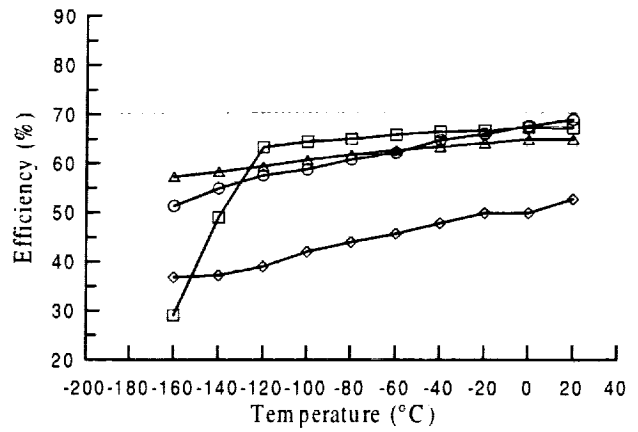
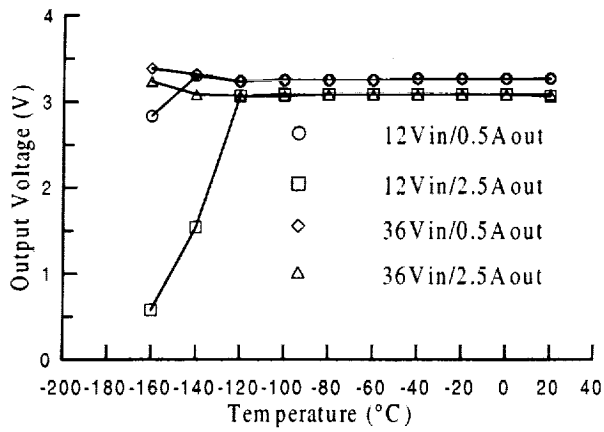


Figure 1. Voltage regulation and efficiency of module 1 versus temperature

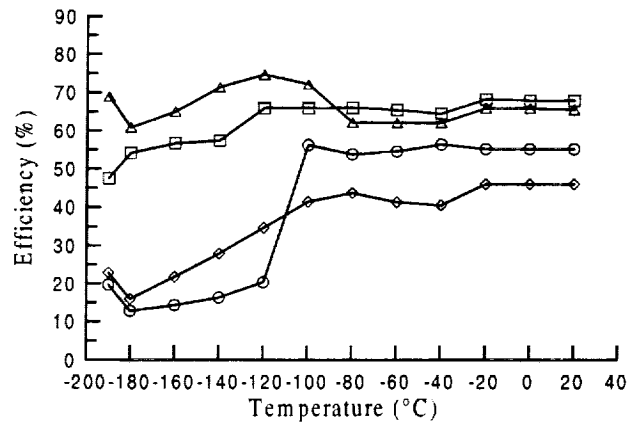
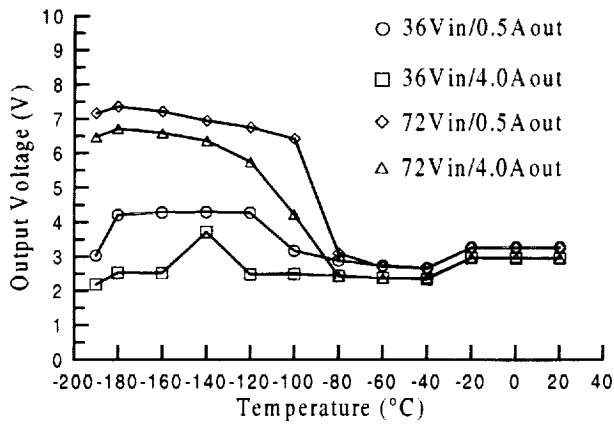


Figure 2. Voltage regulation and efficiency of module 2 versus temperature

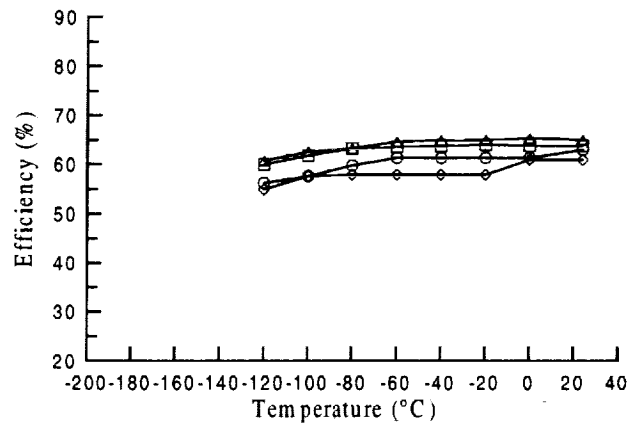
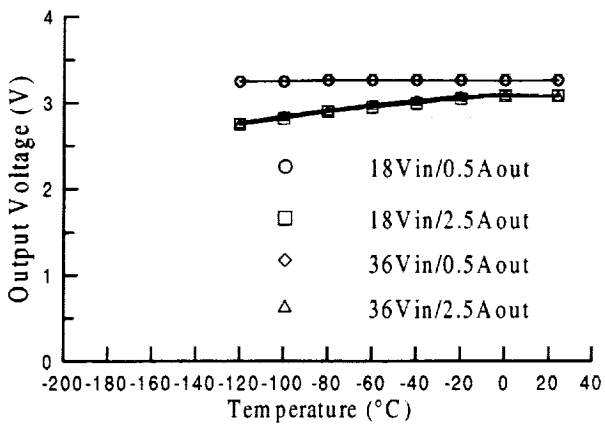


Figure 3. Voltage regulation and efficiency of module 3 versus temperature

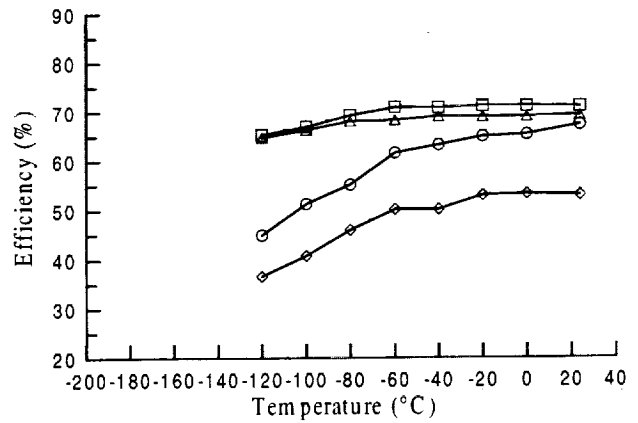
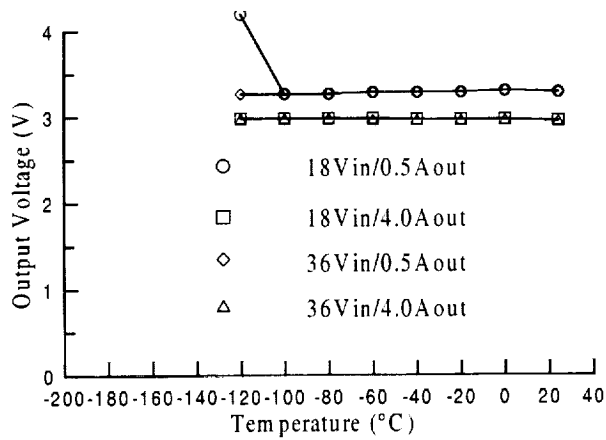


Figure 4. Voltage regulation and efficiency of module 4 versus temperature

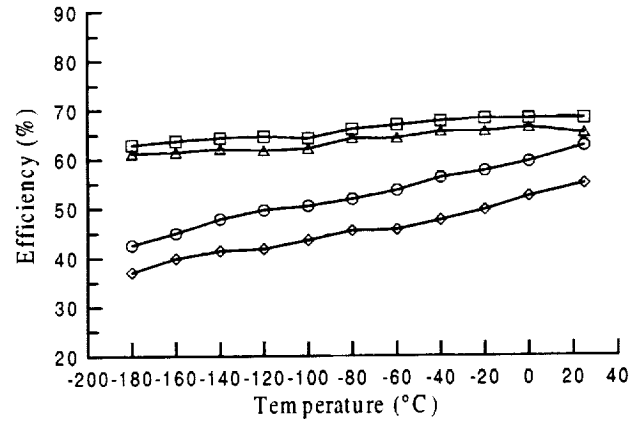
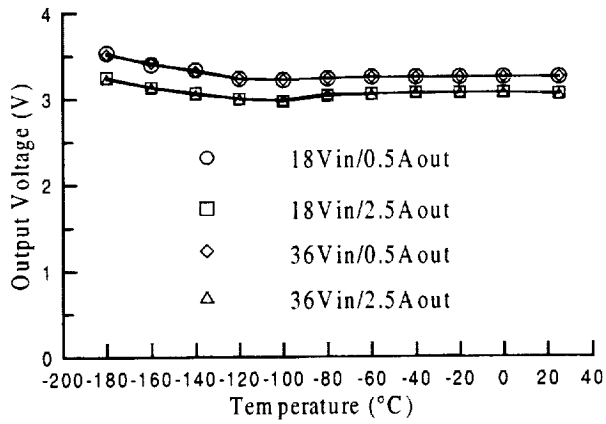


Figure 5. Voltage regulation and efficiency of module 5 versus temperature

REPORT DOCUMENTATION PAGE

Form Approved
OMB No. 0704-0188

Public reporting burden for this collection of information is estimated to average 1 hour per response, including the time for reviewing instructions, searching existing data sources, gathering and maintaining the data needed, and completing and reviewing the collection of information. Send comments regarding this burden estimate or any other aspect of this collection of information, including suggestions for reducing this burden, to Washington Headquarters Services, Directorate for Information Operations and Reports, 1215 Jefferson Davis Highway, Suite 1204, Arlington, VA 22202-4302, and to the Office of Management and Budget, Paperwork Reduction Project (0704-0188), Washington, DC 20503.

1. AGENCY USE ONLY (<i>Leave blank</i>)	2. REPORT DATE September 2001	3. REPORT TYPE AND DATES COVERED Technical Memorandum	
4. TITLE AND SUBTITLE Performance of Power Converters at Cryogenic Temperatures		5. FUNDING NUMBERS WU-755-A4-12-00	
6. AUTHOR(S) Malik E. Elbuluk, Scott Gerber, Ahmad Hammoud, and Richard L. Patterson			
7. PERFORMING ORGANIZATION NAME(S) AND ADDRESS(ES) National Aeronautics and Space Administration John H. Glenn Research Center at Lewis Field Cleveland, Ohio 44135-3191		8. PERFORMING ORGANIZATION REPORT NUMBER E-12979	
9. SPONSORING/MONITORING AGENCY NAME(S) AND ADDRESS(ES) National Aeronautics and Space Administration Washington, DC 20546-0001		10. SPONSORING/MONITORING AGENCY REPORT NUMBER NASA TM-2001-211130	
11. SUPPLEMENTARY NOTES Prepared for the Eighth International Conference on Electronics, Circuits, and Systems (ICECS 2001) sponsored by the Institute of Electrical and Electronics Engineers, Malta, September 2-5, 2001. Malik E. Elbuluk, University of Akron, 302 Buchtel Mall, Akron, Ohio 44325-0001; Scott Gerber, ZIN Technologies, Inc., 3000 Aerospace Parkway, Brook Park, Ohio 44142; Ahmad Hammoud, QSS Group, Inc., 2000 Aerospace Parkway, Brook Park, Ohio 44142; and Richard L. Patterson, NASA Glenn Research Center. Responsible person, Richard L. Patterson, organization code 5480, 216-433-8166.			
12a. DISTRIBUTION/AVAILABILITY STATEMENT Unclassified - Unlimited Subject Category: 33 Available electronically at http://gltrs.grc.nasa.gov/GLTRS This publication is available from the NASA Center for AeroSpace Information, 301-621-0390.		12b. DISTRIBUTION CODE	
13. ABSTRACT (<i>Maximum 200 words</i>) Power converters capable of operation at cryogenic temperatures are anticipated to play an important role in the power system architecture of future NASA deep space missions. Design of such converters to survive cryogenic temperatures will improve the power system performance and reduce development and launch costs. Aerospace power systems are mainly a DC distribution network. Therefore, DC/DC and DC/AC converters provide the outputs needed to different loads at various power levels. Recently, research efforts have been performed at the NASA Glenn Research Center (GRC) to design and evaluate DC/DC converters that are capable of operating at cryogenic temperatures. This paper presents a summary of the research performed to evaluate the low temperature performance of five DC/DC converters. Various parameters were investigated as a function of temperature in the range of 20 to -196 °C. Data pertaining to the output voltage regulation and efficiency of the converters is presented and discussed.			
14. SUBJECT TERMS Power converters; Electronics; Low temperature; Cryogenics		15. NUMBER OF PAGES 11	
		16. PRICE CODE	
17. SECURITY CLASSIFICATION OF REPORT Unclassified	18. SECURITY CLASSIFICATION OF THIS PAGE Unclassified	19. SECURITY CLASSIFICATION OF ABSTRACT Unclassified	20. LIMITATION OF ABSTRACT