

Virtual Laboratory Enabling Collaborative Research in Applied Vehicle Technologies

John E. Lamar

NASA Langley Research Center, M.S. 499, Hampton, VA 23681-2199

John.E.Lamar@nasa.gov

Catherine K. Cronin

NASA Langley Research Center, M.S. 125, Hampton, VA 23681-2199

Catherine.K.Cronin@nasa.gov

Laura E. Scott

NCI (ConITS Contract), 130 Research Dr., Hampton VA 23666

L.E.Scott@larc.nasa.gov

ABSTRACT

The virtual laboratory is a new technology, based on the internet, that has had wide usage in a variety of technical fields because of its inherent ability to allow many users to participate simultaneously in instruction (education) or in the collaborative study of a common problem (real-world application). The leadership in the Applied Vehicle Technology panel has encouraged the utilization of this technology in its task groups for some time and its parent organization, the Research and Technology Agency, has done the same for its own administrative use. This paper outlines the application of the virtual laboratory to those fields important to applied vehicle technologies, gives the status of the effort, and identifies the benefit it can have on collaborative research. The latter is done, in part, through a specific example, i.e. the experience of one task group.

1.0 INTRODUCTION

Applied Vehicle Technology (AVT) panel chairmen have reiterated at Research and Technology Organization (RTO) Symposia over the past several years the need for task groups to operate in a virtual laboratory (VL or VLAB) environment. There appear to be at least three valid reasons why they have encouraged the groups to do so. The first is that VLs have become increasingly used in many fields of study, as noted in a literature survey of recent citations involving: education [1-26], space science [27], molecular science/mechanics [28-29], physics [30], structures and materials [31-32], environment monitoring [33-34], computer science (VL improvement) [35-52], simulations [53-64], mechanics [65], medical [66], aerodynamics [67-72] and a range of other fields [73-83]. (Some of the preceding reference citations, including those for simulation, aerodynamics and 'range of other fields', involve real-world applications.) A second is that the AVT and RTO are organizations that seek to be on the cutting edge of technology and the VL technology is one in which they are not fully vested; and a third is that task groups functioning within a VL environment are anticipated to realize increases in efficiency and collaboration.

Moreover, the Research and Technology Agency (RTA) has established within its Information

Virtual Laboratory Enabling Collaborative Research in Applied Vehicle Technologies

Management Committee (IMC) an emphasis of developing such a capability for its own and task group use. One product that has been created is the ‘Science, Technology and Research Network’ (STARNET). “The purpose of this network is to facilitate access to information elements existing worldwide, in terms of science, technology and overall research; it is a database of Web-based data sources, which will allow comprehensive and sophisticated searches. STARNET is designed as a virtual library to provide a “one stop” information resource for policy makers, program managers, scientists, engineers and researchers. It has been designed as a system that can be adapted to address specific information needs as they arise within the NATO community”[84]. In addition to these organizational encouragement efforts, individual task groups have identified similar and other needs during the same time frame.

To that end the AVT Panel, through its executive, organized a meeting in Williamsburg during the June 2004 Spring Symposium for those task group chairmen and others interested in VLS to exchange information. The needs identified at that meeting were reported by its chairman [85] to the AVT Panel and include: (1) tools for collaborative interactions – person/person in a closed group; (2) team workspace (interactive with team – show documents on computer); (3) electronic meetings; (4) electronic library (team data, hyperlinks to other data); (5) ability to have interactions/workspace for the team both during and after the task group’s work is completed; and (6) firewalls on computer. The NATO tools of RTO Forum and STARNET were identified as being available and new ones, such as Web Information Services Environment (WISE) [86] and the Aerospace Materials Technology Consortium Environment (AMTCE) [87], were highlighted as offering real possibilities to many task groups. (After the meeting it was learned that the “... RTO Forum was first developed by the RTA Staffs in June 2002 as a first generation collaborative environment for the RTO Scientific Community. The system was taken off line in November 2004 where it was replaced by the RTO WISE Collaborative Environment.”)[88]

However, none of these VL tools completely addressed the needs of AVT-113 whose topic is the “Understanding and Modeling Vortical Flows to Improve the Technology Readiness Level for Military Aircraft”. In particular, the VL needed by this task group must be able to handle restricted data subject to the ‘International Traffic in Arms Regulations’ (ITAR), as the geometrical data for the F-16XL aircraft, expressed in either its IGES description or by computational grid files, fall in this category. In addition, these data are only releasable by NASA to those NATO/PFP member nation organizations that have signed Memorandum of Agreements (MOAs) in place regarding the data usage. Moreover, in order for this VL to be truly collaborative, it must allow designated members from those organizations to upload results from CFD solutions to a mass storage and retrieval system for download by other members. Since the VL is hosted at NASA Langley, the preceding created a problem because the upload of data by foreign nationals to the Langley mass store system was not allowed when this effort commenced. Lastly, the VL must be able to accommodate more than one set of users, one with restrictions and one without, as there are two facets of work within AVT-113. In particular, one set will use CFD to predict the F-16XL flight measurements of [89] in the Cranked Arrow Wing Aerodynamics Project International (CAWAPI) facet, and the other set will obtain new data for a 65° delta-wing model or use CFD to predict it, along with existing data, in the Vortex Flow Experiment-2 (VFE-2) [90] facet. (This multi-user-set feature could be expanded – with appropriate funding and support – to include other international groups who need relational database storage and retrieval as a part of their collaborative efforts.)

The following sections address how the AVT-113 requirements were taken into account and resolved, as well as provide examples of VL content and usage.

2.0 NOMENCLATURE

AMTCE	Aerospace Materials Technology Consortium Environment
AVT	Applied Vehicle Technology (one of six technical panels within the RTO)

CAWAPI	Cranked Arrow Wing Aerodynamics Project International
CD	Compact Disk
CGNS	CFD General Notation System [91]
CFD	Computational Fluid Dynamics
DMZ	De-Militarized Zone
ECO	Export Control Officer
F-16XL	An extensively modified version of the F-16 aircraft which is longer and has a cranked arrow wing instead of a trapezoidal wing with leading-edge strake
IGES	Initial Graphics Exchange Specifications → geometry descriptor
IMC	Information Management Committee
ITAR	International Traffic in Arms Regulations
LaRC	Langley Research Center
MOA	Memorandum of Agreement
NASA	National Aeronautics and Space Administration
NATO	North Atlantic Treaty Organization
NLR	National Aerospace Laboratory in the Netherlands
PfP	Partners for Peace
PKI	Public Key Infrastructure
POC	Point of Contact
RTA	Research and Technology Agency – administrative agency in which the RTO functions
RTO	Research and Technology Organization – scientific arm of NATO
SA	System Administrator
SSH	Secure Shell
STARNET	Science, Technology and Research Network.
VFE-2	Vortex Flow Experiment-2
VL, VLAB	Virtual Laboratory

WISE Web Information Services Environment

Note: All computer and network related terms used in this report are defined in <http://www.techweb.com/encyclopedia/> (Staff of 'The Computer Language Company' [92]).

3.0 VIRTUAL LABORATORY SOLUTION FOR AVT-113

3.1 CAWAPI facet

As the VL requirements of the CAWAPI facet were more advanced than those of the VFE-2 facet, they are addressed first and depicted in Figure 1 by a primitive solution. This depiction highlights many key elements, including the recognition that only international organizations with MOAs in place with NASA can participate. It works as follows: All data requests and transmissions between members must first pass through the NASA point of contact (POC). Data and its associated meta-data are sent to the POC, who would turn this information over to the database manager for encryption and placement in the mass storage system. Likewise, a data request sent to the POC results in a request to the database manager who would retrieve the data, decrypt it, and put it on a CD for the POC to forward. However, if geometry or grid data are requested, the POC must obtain the approval of the Export Control Officer (ECO) before completely fulfilling the request. Subsequently, the ECO sends a periodic report to the State Department on those export-controlled items transmitted within a specified time period.

Details of the process used to develop and implement a VL for AVT-113 have been documented [72] and these include the various personnel, actions and coordination that were required across multiple areas of expertise. A portion of the report is highlighted here. "The initial requirements for the system were defined by the researcher/aerodynamicist, and molded into an initial application design by the web and database application personnel. This design was then presented to security personnel, who added specific additional system and data security requirements. Since some of the data archived in the system are considered ITAR, the export control personnel were consulted and specific reporting requirements were added. Once a complete set of requirements was defined, networking personnel implemented the De-Militarized Zone (DMZ) network and the necessary rule sets." [72] A hardware platform was chosen and installed on the DMZ by system administration personnel who were also responsible for the installation of system software, such as the web server. The result of the preceding is that the VL web server platform is located outside of and electronically isolated from the NASA Langley network, except through a secure port or shell (SSH). "Database administration personnel were required to install the relational database engine, and provide connectivity between the database server and the web server. Additional security personnel were utilized to obtain Public Key Infrastructure (PKI) certificates used in the encryption of data designated as needing to be protected. Database application developers defined the data schema and implemented structured query language for the database interface, while the web application developers defined and implemented the user-interface. Mass storage personnel were consulted for file storage requirements and backup procedures." [72]

Once all these requirements were turned into a viable hardware/software set, the resulting system architecture looks like that shown in Figure 2 and consists of a user's desktop, a web server located in the DMZ, a database server and a mass storage system which are connected to the web server by a secure link, shell or port. The associated web pages – see Figure 3 as an example – allow authorized members to enter the CAWAPI system and perform the following functions:

- Add a CFD Test and associated meta-data to the archive
- Add a CFD Run and associated meta-data to the archive

- Update meta-data and add new files associated with an existing CFD Run
- Search the archive for CFD data files based on a set of test conditions
- Search the archive for Flight Test data files based on a set of test conditions
- Search the archive for geometry/grid files used in archived CFD Runs
- Upload new geometry grid files to archive
- Download non-ITAR data files
- Download ITAR data files to verified users and Report Activity to Export Control Officer [72]

Figure 4 shows how this VL functions as a replacement for the primitive system.

3.2 VFE-2 facet

The VL for CAWAPI facet was extended to include the VFE-2 facet; however, more than a simple extension was performed. This facet also makes use of other database products developed for wind-tunnel data archiving and transmission. The final result is that database searches can be made on additional data types for both wind-tunnel and CFD, and the keywords used for searching have been significantly extended to cover most all of the CFD associated input features or solution variables.

3.3 Web server access

The VL has three web servers member groups, AVT-113, CAWAPI and VFE-2. All members have access to the their own web server group and AVT-113, but those in CAWAPI also have access to VFE-2, as it is unrestricted to task group members.

3.4 Data types supported by AVT-113 VL

Any data type for which the relational database schema with defining appropriate meta-data has been prepared is acceptable. This includes a large range of experimental and computational data. In addition, any associated information that can be put on a Web page, such as documents, meeting notes, presentations, etc., can also be accommodated. Since unsteady data collections or predictions result in many large files, this type of VL could potentially be used in that scenario due to its ability to deal with such files.

4.0 SURPRISES AND ADJUSTMENTS

Once the VL was developed and others began to use it, some surprises became apparent with respect to its functionality and sustainability. In particular, there were two issues that had to be addressed expeditiously and they are detailed in the following sections.

4.1 File size

Based on some previous studies for a structured grid, it was anticipated that the maximum file size would be no larger than about 100 MB. However, it was soon learned that unstructured grid files could be ~ 1 GB and the structured grids could also be larger than first thought. This led to restricted downloading from the VL due to having insufficient space on the Web server to hold both the encrypted and decrypted

files in memory simultaneously prior to responding to the request. The consequence of this was that complete files were not available, an unacceptable result. In other instances, the time to download such large files over the internet was excessive for non-USA participants and that led to incomplete files being received.

The adjustments made to accommodate this problem were twofold. First there were IT changes made by both NASA and non-USA participants to address the download time problem. This led to the download of files that were ~300 MB file in ~ 20 minutes, of which 6 minutes is decryption time on the web-server and is common for any file size. The second change was to implement the use of the CGNS [91] format for grids. This change led to file size reductions from 880 MB to 254 MB and the smaller size has already been demonstrated to be downloadable in a reasonable amount of time. Of course, there will always be the need for some users to create pre-processors to read CGNS formatted files and to put them into a format readable by their particular solver.

4.2 Out-years maintenance cost

The cost of sustaining such a VL was not given much thought when this effort began or during its development because NASA was under one set of financial accounting; however, as full cost accounting became the standard, the situation has changed. The estimate for sustaining the effort based on its initial system layout (Figure 2) was \$40-50K/yr. – a value not even sustainable under the old financial system – and included system administrator (SA) services for the web and database servers, as well as the annual license renewal fee for the relational database software.

The adjustments made to accommodate this problem were also twofold. First, move the database server function onto the web-server platform. This resulted in only one machine needing maintenance and that could be done by a part-time SA for ~\$10K/yr. The second involved rewriting a small portion of code in order to use **free** relational database software [93], thus avoiding the annual fee. These adjustments led to the current configuration for the AVT-113 VL as shown in Figure 5.

5.0 COLLABORATIVE CAWAPI RESEARCH EXAMPLES

Three collaborative research examples follow: (1) the original purpose; (2) structural grid generation by partners; and (3) a place to upload large files.

5.1 Original purpose

The purpose for the creation of this VL was to allow CAWAPI members to share CFD results, computer images, comparisons and data files in a secure environment while meeting all the restrictions associated with ITAR data. This purpose has been accomplished as attested to by the number of solutions added to the database since the effort started. Moreover, the use of a common data format has facilitated the creation of data comparisons added to the database. Figure 3 shows the list of ‘CAWAPI Data Archive’ options available to the members and Figure 6 illustrates the user process envisioned by the developers; wherein a member downloads geometry/grids and other data from the archive to obtain a solution and subsequently uploads the CFD grid/solution/results and data comparisons back into the archive.

5.2 Structured grid creation

Space was provided in the VL so that two members of the CAWAPI facet – one at the Netherlands National Aerospace Laboratory (NLR) and the other at the U.K. University of Glasgow (UGlasgow) – could collaborate in the development of the structured grid for their own use as well as for others. This is a risky endeavor even if the developers are co-located or on the same hall, but certainly more-so if they are in two different countries and having to rely on the VL for all grid exchanges. The plan was for the NLR to produce the blocking strategy with implementation and for UGlasgow to adjust the grid spacing, as

needed. Alternatively, NLR could produce and test the grid then UGlasgow would perform a second test on the grid before its general release to the facet. In either case, both would use and support the same grid file. For this problem, it turned out that the alternate plan was the one implemented due, in part, to the difficulties experienced with the transfer of large files, noted previously, from this newly developed VL.

5.3 Large file storage

Because the collaborative work area existed, it served another purpose and that was the location to which members could store large files. There were two occasions in which it has proven useful in this regard. The first was the storage of CGNS formatted files for others to download and use in their solvers, but for which no solution existed and therefore not uploadable into the 'Archive a New CFD Run' provided area. The second was the storage of the minutes and presentations from one of the task group meetings. Once the NASA team learned that the zipped file containing this information was stored on the VL, it was downloaded, unzipped and the components placed in their proper location on the VL for access by all facet members, one file at a time.

6.0 COLLABORATIVE VFE-2 RESEARCH EXAMPLES

Two collaborative research examples are available for this facet in advance of its planned data archive system being implemented. They are cited here because the VL was used to transmit needed grid data for this unclassified model between facet members. The first is the structured grid developed in the USA that was used by Pressure Sensitive Paint experimenters in Germany; and the second is an unstructured grid, also developed in the USA, but reformatted in Sweden and placed on the VL for download by others

7.0 CONCLUDING REMARKS

This paper, after outlining a literature survey of recent citations associated with the technical usage of the virtual laboratory (VL), details the needs of Applied Vehicle Technology task groups for use of such a tool. Among the needs are those primarily associated with team-workspace, document and minutes/presentation storage and retrieval, and higher-ordered meeting facilitation – e-meetings, whiteboarding, webex, etc. – with all leading to or enhancing collaborative research. Many of these can be met with existing VL packages or new ones becoming available. However, there can be impediments to collaborative research if data sets are exchanged and a relational-database search capability employed. This is especially true if some of the data are subject to ITAR restrictions and the uploading of new data to the employed mass storage system is restricted to only citizens of one of the participating NATO/PfP nations. The solution to this problem is outlined and examples are provided of collaborative research benefits associated with the latter. Collaborative examples are also provided for the VFE-2 facet.

8.0 LITERATURE SURVEY/REFERENCES

- [1] Iskander M F. Technology-based electromagnetic education. IEEE Transactions on Microwave Theory and Techniques (0018-9480), Vol. 50/3, p. 1015-1020, Mar. 2002.
- [2] Rowe I, Brimley WJC, White WE, Northwood DO. Developing effective, distance learning in aerospace engineering education. IAF, International Astronautical Congress, 52nd, Toulouse, France, Report Number IAF Paper 01-P308, Oct. 1-5, 2001.
- [3] Fransson TH, Hillion F-X, Klein E. An international, electronic and interactive teaching and life-long learning platform for gas turbine technology in the 21st century. ASME TURBO EXPO 2000, Munich, Germany, ASME Paper 2000-GT-0581, May 8-11, 2000.

Virtual Laboratory Enabling Collaborative Research in Applied Vehicle Technologies

- [4] Bhattacharyya S. Revisiting thermodynamic analysis and design of power cycles with an intelligent instruction software. SAE, AIAA, ASME, IEEE, AIChE, and ANS, IECEC - Intersociety Energy Conversion Engineering Conference, 34th, Vancouver, Canada, IECEC SAE Paper 1999-01-2471, Aug. 2-5, 1999.
- [5] McKee G. A virtual robotics laboratory for research. In Sensor fusion and networked robotics VIII; Proceedings of the Meeting, Philadelphia, PA, Oct. 23, 24, 1995 (A96-10267 01-54), Bellingham, WA, Society of Photo-Optical Instrumentation Engineers (SPIE Proceedings. Vol. 2589), p. 162-171, 1995.
- [6] Nielsen MC, Brandt SA. Software simulations for problem-based aeronautical engineering education. AIAA and SAE, 1997 World Aviation Congress, Anaheim, CA, AIAA Paper 97-5637; SAE Paper 975637, Oct. 13-16, 1997.
- [7] de Lafontaine J, Brunet C-A, Lachiver G, Cote J, Neveu D, Lemay C-E, Biron B. Tele-education in aerospace and mechatronics – The TEAM international virtual laboratory. 2003 AAS/AIAA Astroynamics Conference, Part I, Big Sky, MT, p. 67-78, Aug. 3-7, 2003.
- [8] Bencomo SD. Control learning: present and future. *Journal of Annual Reviews in Control*, Vol. 3137, p. 417-420, 2004.
- [9] Babich A, Mavrommatis K, Senk D, Gudenau HW. Modern teaching and training in metallurgical engineering. *Steel Research International*, Vol. 75/7, p. 428-432, July 2004.
- [10] Nageswari KS, Malhotra AS, Kapoor N, Kaur G. Pedagogical effectiveness of innovative teaching methods initiated at the Department of Physiology, Government Medical College, Chandigarh. *Advances in Physiology Education*, Vol. 28/2, p. 51-58, June 2004.
- [11] Achalakul T, Sirinaovakul B, Nuttaworakul N. Virtual laboratory: A distributed collaborative environment. *Computer Applications in Engineering Applications*, Vol. 12/1, p. 44-53, May 2004.
- [12] Almendra A, Jimenez-Leube FJ, Gonzalez C, Sanz-Maudes J. An experience de-localizing a freshman electrical engineering laboratory. *International Journal of Engineering Education*, Vol. 20/2, p. 170-175, 2004.
- [13] Moure MJ, Valdes MD, Salaverria A, Mandado E. Virtual laboratory as a tool to improve the effectiveness of actual laboratories. *International Journal of Engineering Education*, Vol. 20/2, p. 188-192, 2004.
- [14] Albu MA, Holbert KE, Heydt GT, Grigorescu SD, Trusca V. Embedding remote experimentation in power engineering education. *IEEE Transactions on Power Systems*, Vol. 19/1, p. 139-143, Feb. 2004.
- [15] Li SG, Liu Q. Interactive groundwater (IGW): An innovative digital laboratory for groundwater education and research. *Computer Applications in Engineering Education*, Vol. 11/4, p. 179-202, Feb. 2004.
- [16] Masala S, Biggar K. Geotechnical virtual laboratory. I. Permeability. *Computer Applications in Engineering Education*, Vol. 11/3, p. 132-143, Dec. 2003.
- [17] Choh SJ, Milliken KL, McBride EF. A tutorial for sandstone petrology: architecture and development of an interactive program for teaching highly visible material. *Computers &*

Geosciences, Vol. 29/9, p. 1127-1135, Nov. 2003.

[18] Leung F, Chau T, Tang T, Liao S. A virtual laboratory for an online web-base course –‘Rapid e-business systems development’. *Advances in Web-Based Learning – ICWL, Proceedings, Series: Lectures Notes in Computer Science, Vol. 2783, p. 93-103, 2003.*

[19] Candelas FA, Puente ST, Torres F, Ortiz FG, Gil P, Pomares J. A virtual laboratory for teaching robotics. *International Journal of Engineering Education, Vol. 19/3, p. 363-370, 2003.*

[20] Casini M, Prattichizzo D, Vicino A. The automatic control telelab: A user-friendly interface for distance learning. *IEEE Transactions on Education, Vol. 46/2, p. 252-257, May 2003.*

[21] Lichtsteiner S, Rizzotti S, Weber C, Vogtli A, Burkhart H, Neier R, Van Khov-Tran V, Folkers G, Ernst B. Pharnasquare (Pharma(2)). *Chimia, Vol. 57/3, p. 116-120, 2003.*

[22] Guggisberg M, Fornaro P, Smith A, Gyalog T, Wattinger C, Burkhart H. Collaborative nanoscience laboratory with integrated learning modules. *Chimia, Vol. 57/3, p. 128-132, 2003.*

[23] Guimaraes E, Maffeis A, Pereira J, Russo B, Cardozo E, Bergerman M, Magalhaes MF. REAL: A virtual laboratory for mobile robot experiments. *IEEE Transactions on Education, Vol. 46/1, p. 37-42, Feb. 2003.*

[24] Martinez-Jimenez P, Pontes-Pedrajas A, Polo J, Climent-Bellido MS. Learning in chemistry with virtual laboratories. *Journal of Chemical Education, Vol. 80/3, p. 346-352, Mar. 2003.*

[25] Jiang H, Kurama YC, Fanella DA. WWW-based virtual laboratories for reinforced concrete education. *Computer Applications in Engineering Education, Vol. 10/4, p. 167-181, Feb. 2003.*

[26] Yuan XF, Teng JG. Interactive Web-based package for computer-aided learning of structural behavior. *Computer Applications in Engineering Education, Vol. 10/3, p. 121-136, Jan. 2003.*

[27] Golden A, Shearer A, Browne J, Butler R, Penny A, Nuth J. A virtual laboratory model for coordinating future astrobiological research. In *Exo-/Astro-Biology; Proceedings of the First European Workshop, Frascati, Italy, Noordwijk, Netherlands, European Space Agency, p. 341-344, May 21-23, 2001.*

[28] Gervasi O, Riganelli A, Pacifici L, Lagana A. VMSLab-G: a virtual laboratory prototype for molecular science on the grid. *Future Generation Computer Systems, Vol. 20/5, p. 717-726, June 2004.*

[29] Dobler M, Lill MA, Vedani A. From crystal structures and their analysis to the in silico prediction of toxic phenomena. *Helvetica Chimica ACTA, Vol. 86/5, p. 1554-1568, 2003.*

[30] Geremia JM, Rabitz H. Optimal Hamiltonian identification: The synthesis of quantum optimal control of quantum inversion. *Journal of Chemical Physics, Vol. 118/12, p. 5369-5382, Mar. 2003.*

[31] Minnetyan L. Progressive Fracture of Composite Structures. *NASA/CR-2001-210974; 2001.*

[32] Moas E, Wyatt TR. V-LAB - A virtual laboratory for structural integrity assessment of composite components. *AIAA/ASME/ASCE/AHS/ASC Structures, Structural Dynamics, and Materials Conference and Exhibit, 37th, Salt Lake City, UT, Technical Papers. Pt. 3 (A96-26801 06-39), Reston, VA, American Institute of Aeronautics and Astronautics, p. 1694-1703, AIAA Paper 96-1507, Apr. 25-*

17, 1996.

[33] Aoki T, Mizutani K, Yasui M, Itabe T, Asai K. New Automated Lidar System and Multimedia Virtual Laboratory. Lidar Remote Sensing for Industry and Environment Monitoring; Proceedings of the Conference, Sendai, Japan, Oct. 9-12, 2000 (A01-36901-09-35), Bellingham, WA, Society of Photo-Optical Instrumentation Engineers (SPIE Proceedings, Vol. 4153), p. 435-442, 2000.

[34] Aoki T, Mizutani K, Itabe T. Development of Collaboration System for Environmental Study. Review of the Communications Research Laboratory, Vol. 48/2, p. 235-239, June 2002.

[35] Fitzhugh G, Comfort R. Test and validation of electronic systems. In Gateway to the new millennium; Proceedings of the 18th Digital Avionics Systems Conference (DASC), Saint Louis, MO, Vol. 2 (A00-21262 04-01), Piscataway, NJ, Institute of Electrical and Electronic Engineers, Inc., p. 10.A.1-1 to 10.A.1-7, Oct. 24-29, 1999.

[36] Lawenda M, Meyer N, Rajtar T, Okon M, Stoklosa D, Stroinski N, Popenda L, Gdaniec Z, Adamiak RW. General conception of the virtual laboratory. Computational Science – ICCS 2004, Pt. 3, Proceedings, Series: Lecture Notes in Computer Science, Vol. 3038, p. 1013-1016, 2004.

[37] Amoretti M, Bottazzi S, Reggiani M, Caselli S. Designing telerobotic systems as distributed CORBA-based applications. On the move to meaningful internet systems 2003: COOPIS, DOA, and ODBASE, Series: Lecture Notes in Computer Science, Vol. 2888, p. 1063-1080, 2003.

[38] Fukui Y, Stubbings A, Yamazaki T, Himeno R. Constructing a virtual laboratory on the internet: The ITBL portal. High Performance Computing, Series: Lecture Notes in Computer Science, Vol. 2858, p. 288-297, 2003.

[39] Wang JX, Lu WN, Jia WJ. A new architecture for web-based virtual laboratory with CORBA technology. Advances in Web-Based Learning – ICWL 2003, Proceedings, Series: Lecture Notes in Computer Science, Vol. 2783, p. 104-113, 2003.

[40] Yang SH, Chen X, Yang L. Integration of control system design and implementation over the Internet using the Jini technology. Software-Practice & Experience, Vol. 33/12, p. 1151-1175, Oct. 2003.

[41] Bermejo S, Revilla F, Cabestany J. Virtual labs for neural networks e-courses. Artificial Neural Nets Problem Solving Methods, Pt. II, Series: Lecture Notes in Computer Science, Vol. 2687, p. 719-725, 2003.

[42] Jamshidi M, Sheikh-Bahaei S, Kitzinger J, Sridhar P, Beatty S, Xia S, Wang Y, Song T, Dole U, Liu J, Tunstel E, Akbarzadeh M, Lino P, El-Osery A, Fathi M, Hu S, Zeigler BP. V-lab(®) – A distributed intelligent discrete-event environment for autonomous agents simulation. Intelligent Automation and Soft Computing, Vol. 9/3, p. 181-214, 2003.

[43] DeFanti TA, Brown MD, de Laat C. iGrid 2002: The International Virtual Laboratory. Future Generation Computer Systems, Vol. 19/6, p. 803-804, Aug. 2003.

[44] Hendrikse ZW, Belloum ASZ, Jonkergouw PMR, Eijkel GB, Heeren RMA, Hertzberger BLO, Korkhov V, de Laat CTAM, Vasunin D. Evaluating the VLAM-G toolkit on the DAS-2. Future Generation Computer Systems, Vol. 19/6, p. 815-824, Aug. 2003.

[45] Kam Y, Cheong S, Chien S, You A. Design and development of a multimedia interactive lab for

distance learning applications in the WWW. *Advances in Multimedia Information Processing – PCM 2002*, Proceeding, Series: *Lecture Notes in Computer Science*, Vol. 2532, p. 993-1000, 2002.

[46] Anido L, Santos J, Caeiro M, Rodriguez J. An online environment supporting high quality education in computational science. *Computational Science-ICCS 2002*, Pt. III, Proceedings, Series: *Lecture Notes in Computer Science*, Vol. 2331, p. 872-881, 2002.

[47] Belloum ASZ, Groep DL, Hendrikse ZW, Hertzberger BLO, Korkhov V, de Laat CTAM, Vasunin D. VLAM-G: a grid-based virtual laboratory. *Future Generation Computer Systems*, Vol. 19/2, p. 209-217, Feb. 2003.

[48] Buyya R, Branson K, Giddy J, Ahramson D. The Virtual Laboratory: a toolset to enable distributed molecular modeling for drug design on the World-Wide Grid. *Concurrency and Computation-Practice & Experience*, Vol. 15/1, p. 1-25, Jan. 2003.

[49] Guggisberg M, Fornaro P, Gyalog T, Burkhart H. An interdisciplinary virtual laboratory on nanoscience. *Future Generation Computer Systems*, Vol. 19/1, p. 133-141, Jan. 2003.

[50] Belloum A, Hendrikse ZW, Groep DL, Kaletas EC, van Halderen AW, Afsarmanesh H, Hertzberger LO. The VLAM-G abstract machine: A data & process handling system on the Grid. *High-Performance Computing and Networking*, Series: *Lecture Notes in Computer Science*, Vol. 2110, p. 81-93, 2001.

[51] Olbrich S, Pralle H, Raasch S. Using streaming and parallelization techniques for 3D visualization in a high-performance computing and networking environment. *High-Performance Computing and Networking*, Series: *Lecture Notes in Computer Science*, Vol. 2110, p. 231-240, 2001.

[52] Frenkel A, Afsarmanesh H, Eijkel G, Hertzberger LO. Information management for material science applications in a Virtual Laboratory. *Database and Expert Systems Applications*, Series: *Lecture Notes in Computer Science*, Vol. 2113, p. 165-174, 2001.

[53] Jacobs E, Driggers R, Edwards T, Cha J. Virtual MRTD experiments. In *Infrared imaging systems: Design, analysis, modeling, and testing X*; Proceedings of the Meeting, Orlando, FL, (A00-11981 01-74), Bellingham, WA, Society of Photo-Optical Instrumentation Engineers (SPIE Proceedings. Vol. 3701), p. 74-80, Apr. 7- 8, 1999.

[54] Rao NS, Griffith GK, Hutchings DE, Howard WB. Virtual Laboratory (VLAB) concept applied in a life science laboratory. In *SAE, International Conference on Environmental Systems*, 28th, Danvers, MA, SAE Paper 981792, July 13-16, 1998.

[55] Govaerts YM, Verstraete MM. Raytran - A Monte Carlo ray-tracing model to compute light scattering in three-dimensional heterogeneous media. *IEEE Transactions on Geoscience and Remote Sensing* (0196-2892), Vol. 36/2, p. 493-505, Mar. 1998.

[56] Thomas CE, Jr, Cavallini JS, Seweryniak GR, Kitchens TA, Hitchcock DA, Scott MA, Welch LC. Virtual laboratories: Collaborative environments and facilities-on-line. Presented at the *Conference on Real-time Computer Applications in Nuclear, Particle and Plasma Physics (RT)*, East Lansing, MI, DE95-014596; CONF-950534-4, May 22-26, 1995.

[57] Gedney SD, Whites KW. High performance electromagnetic simulation tools (Final Report, 1 Sep. 1993 - 31 Aug. 1994). AD-A290405; ARO-32378.1-EL-DPS, 1994.

Virtual Laboratory Enabling Collaborative Research in Applied Vehicle Technologies

[58] Staff of NASA-Ames: NASA “Virtual Laboratory” Expands Research in Aerospace Safety. <http://www.enre.umd.edu/vlei.htm> Accessed 03/04/04.

[59] Wang J, Brieda L, Kafafy R, Pierru J. A virtual testing environment for electric propulsion-spacecraft interactions. AIAA Paper 2004-0652, presented at the 42nd AIAA Aerospace Sciences Meeting and Exhibit, Reno NV, Jan. 5-, 2004.

[60] Fried G, Grosser B. Construction of a virtual scanning electron microscope (VSEM). Illinois University at Urbana-Champaign Monograph, Urbana IL, RECON No. 20040030521, Accession No. N04-10701, 2004.

[61] Breton L, Zucker JD, Clement E. A multi-agent based simulation of sand piles in a static equilibrium. Multi-Agent-Based-Simulation, Series: Lecture Notes in Artificial Intelligence, Vol. 1979, p. 108-118, 2001.

[62] de Kort YAW, Ijsselsteinjn WA, Kooijman J, Schuurmans Y. Virtual laboratories: Comparability of real and virtual environments for environmental psychology. Presence-Teleoperators and Virtual Environments, Vol. 12/4, p. 360-373, Aug. 2003.

[63] Ramat E, Preux P. “Virtual laboratory environment” (VLE): a software environment oriented agent and object for modeling and simulation of complex systems. Simulation Modeling Practice and Theory, Vol. 11/1, p. 45-55, Mar. 2003.

[64] Barreteau O, Bousquet F, Millier C, Weber J. Suitability of Multi-Agent Simulations to study irrigated system viability: application to case studies in the Senegal River Valley. Agricultural Systems, Vol. 80/3, p. 255-275, June 2004.

[65] Schilling K, Roth H. Teleoperated inspection robots for space and Earth applications. Robotic and semi-robotic ground vehicle technology. In Proceedings of the Conference, Orlando, FL, (A99-22528 05-54), Bellingham, WA, Society of Photo-Optical Instrumentation Engineers (SPIE Proceedings. Vol. 3366), p. 74-82, Apr. 15- 16, 1998.

[66] Chao EYS. Graphic-based musculoskeletal model for biomechanical analyses and animation. Medical Engineering & Physics, Vol. 25/3, p. 201-212, Apr. 2003.

[67] Staff of Exostar: <http://www.exostar.com/forumpass.asp> Accessed 03/04/04.

[68] Rizzi A, Vos J. Towards establishing credibility in CFD simulations. AIAA Journal, Vol. 36/ 5, p. 668-675, May 1998.

[69] Marini M, Paoli R, Grasso F, Periaux J, Desideri J-A. Verification and Validation in Computational Fluid Dynamics: the FLOWNET Database Experience. JSME International Journal, Series B, Vol. 45/1, p. 15-22, 2002.

[70] Vos JB, Rizzi A, Darracq D, Hirschel EH. Navier-Stokes Solver in European Aircraft Design. Prog Aerospace Sci, Vol. 38/8, p. 601-697, 2002.

[71] Jones KH. Improving Productivity and Value of Experimental Processes Through Application of Information Technology. In Proceedings of the 20th AIAA Advanced Measurements and Ground Testing Technology Conference, A98-2718, Albuquerque, NM, June 15-18, 1998.

[72] Lamar, JE, Conin, KE, Scott, LE. A Review of Steps Taken to Create an International Virtual Laboratory at NASA Langley for Aerodynamic Prediction and Comparison. Prog Aerospace Sci, Vol.

40, p.163-172, 2004.

[73] Goldschmidt HMJ, Somers-Pijnenburg YTJ, van Berlo BLH, van Poucke L. CYBERLAB: today's technology building the future. Accreditation and Quality Assurance, Vol. 9/3, p. 141-144, Feb. 2004.

[74] Feng XT, Hudson JA. The ways ahead for rock engineering design methodologies. International Journal of Rock Mechanics and Mining Sciences, Vol. 41/2, p. 255-273, Feb. 2004.

[75] Coelho F, Coelho H. Towards individual power design – Rediscovering the will of acting agents. Progress in Artificial Intelligence. Series: Lecture Notes in Artificial Intelligence, Vol. 2902, p. 366-378, 2003.

[76] Ciulli N, Martucci A, Sergio G, Polese PA, Marra F, Roddolo E. Providing a reliable, consistent, and secure network infrastructure for the information economy in Europe. Journal of the Communications Network, Vol. 2/Part 3, p. 109-114, Jul.-Sep. 2003.

[77] Yuizono T, Yoshino T, Munemori J. GUNGEN-GO: Real-time groupware development environment for a hypermedia system. Knowledge-Based Intelligent Information and Engineering Systems, Pt. 2, Proceedings, Series: Lecture Notes in Artificial Intelligence, Vol. 2774, p. 779-785, 2003.

[78] Nilsson T. Virtual laboratories in the life sciences – A new blueprint for reorganizing research at the European level. EMBO Reports, Vol.4/10, p. 914-916, Oct. 2003.

[79] Gonzalez PP, Cardenas M, Camacho D, Franyuti A, Rosas O, Lagunez-Otero J. Cellulat: an agent-based intracellular signaling model. Biosystems, Vol. 68/2-3, p. 171-185, Feb.-Mar. 2003.

[80] Hite DA. Determination of retinyl palmitate (vitamin A) in fortified fluid milk by liquid chromatography: Collaborative study. Journal of AOAC International, Vol. 86/2, p. 375-385, Mar.-Apr. 2003.

[81] Guimares EG, Maffeis AT, Pinto RP, Miglinski CA, Cardozo E, Bergerman M, Magalhaes MF. REAL – A virtual laboratory built from software components. Proceedings of the IEEE, Vol. 91/3, p. 440-448, Mar. 2003.

[82] Bertoni G, Crisci M, Daga L, Mirri A. A Virtual Laboratory on satellite-based navigation. Control Engineering Practice, Vol. 11/5, p. 559-568, May 2003.

[83] Juzoji H, Nakajima I, Ohyama F, Ta M, Hamamoto N, Nakajima A. Content preparation for broadband satellites waka of the Nara Period and multimedia virtual laboratory. AIAA 21st International Communications Satellite Systems Conference (ICSSC) and Exhibit, Yokohama Japan, p.4 (Accession No. A03-24912), April 15-19, 2003.

[84] Staff of the RTA. <http://starnet.rta.nato.int/> Accessed 11/30/04.

[85] Waldman J. Unpublished charts presented to the AVT Panel in Williamsburg VA USA, on June 11, 2004.

[86] Staff of the Allied Command Transformation. <http://open.act.nato.int/> Accessed 12/01/04 with username: openuser; and password: Open2all – WISE link is in Product Projects area.

[87] Staff of the AMTCE. www.asm-philadelphia.com/ Accessed 11/30/04.

[88] Reed P. Personal e-mail to first author dated 12/17/04.

[89] Lamar JE, Obara CJ, Fisher BD, and Fisher DF. Flight, Wind-Tunnel, and Computational Fluid Dynamics Comparison for Cranked Arrow Wing (F-16XL-1) at Subsonic and Transonic Speeds. NASA/TP-2001-210629, Feb. 2001.

Virtual Laboratory Enabling Collaborative Research in Applied Vehicle Technologies

[90] Hummel D, Redeker G. A new vortex flow experiment for computer code validation. Presented at RTO AVT Symposium on Advanced Flow Management; Part A - Vortex Flow and High Angle of Attack, Paper Number 8, in Loen Norway during May 7-11, 2001.

[91] CGNS Steering Committee. <http://www.cgns.org>. Accessed 11/29/04.

[92] Staff of 'The Computer Language Company'. <http://www.techweb.com/encyclopedia/> Accessed 03/04/04.

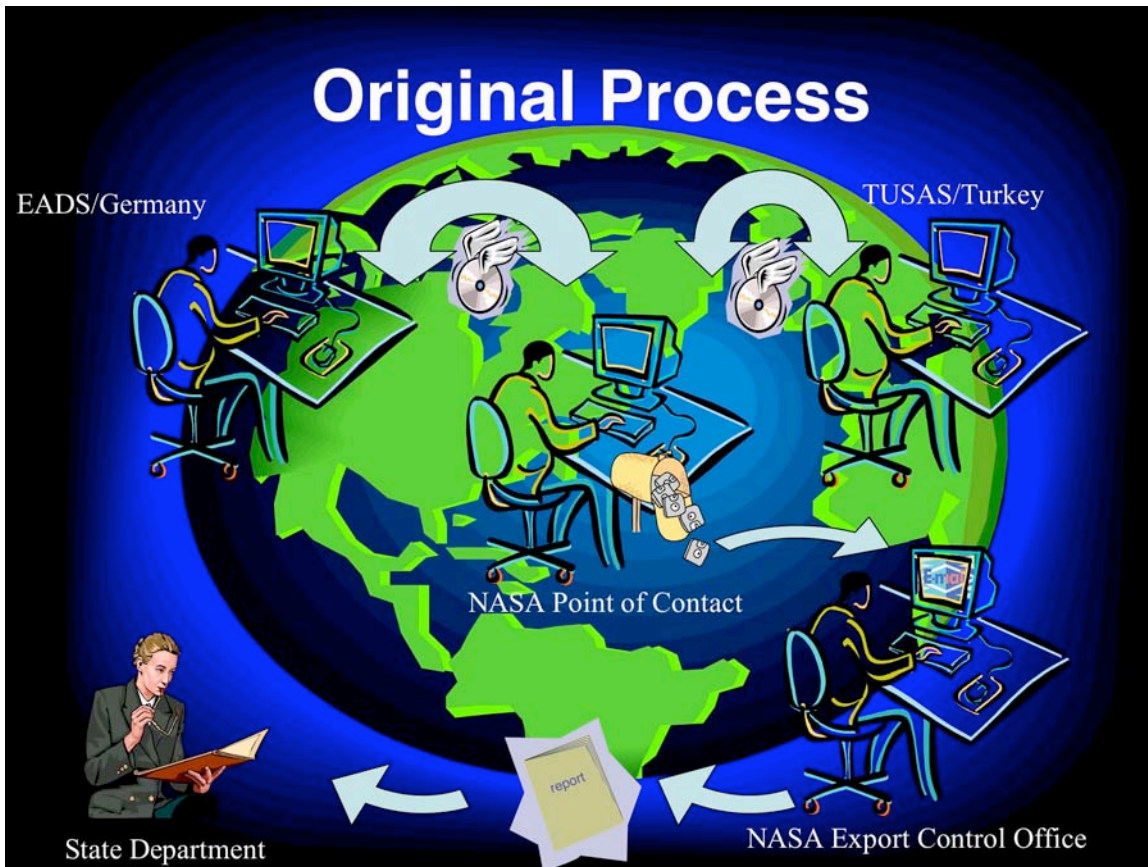
9.0 FIGURES

Figure 1. Primitive AVT-113 solution: original process.

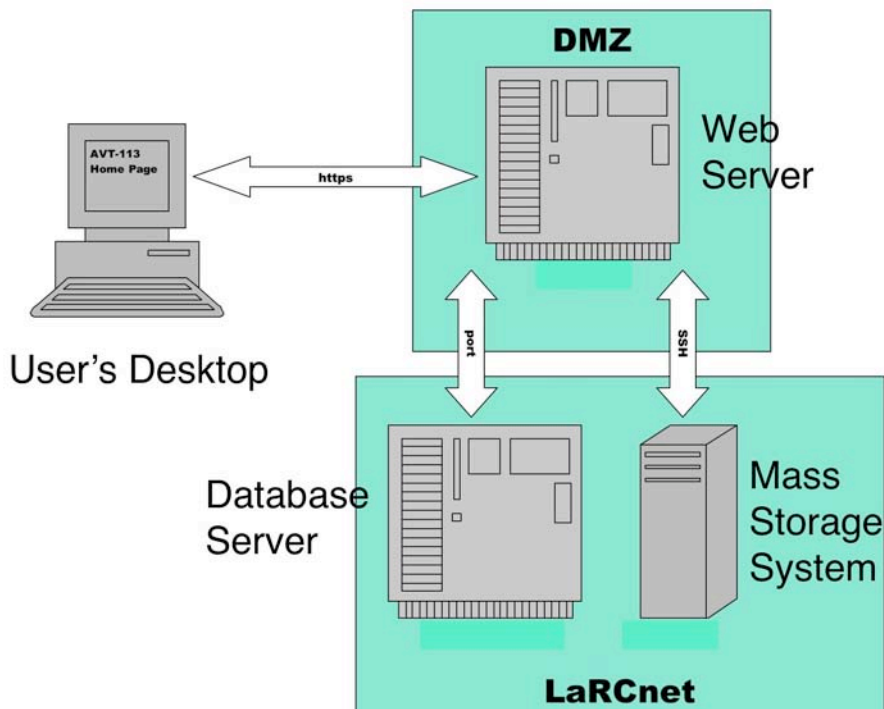


Figure 2. Components needed to create a Virtual Laboratory solution for AVT-113.



CAWAPI Data Archive

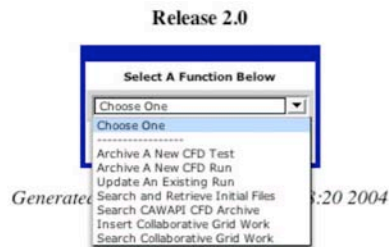


Figure 3. CAWAPI Data Archive options.

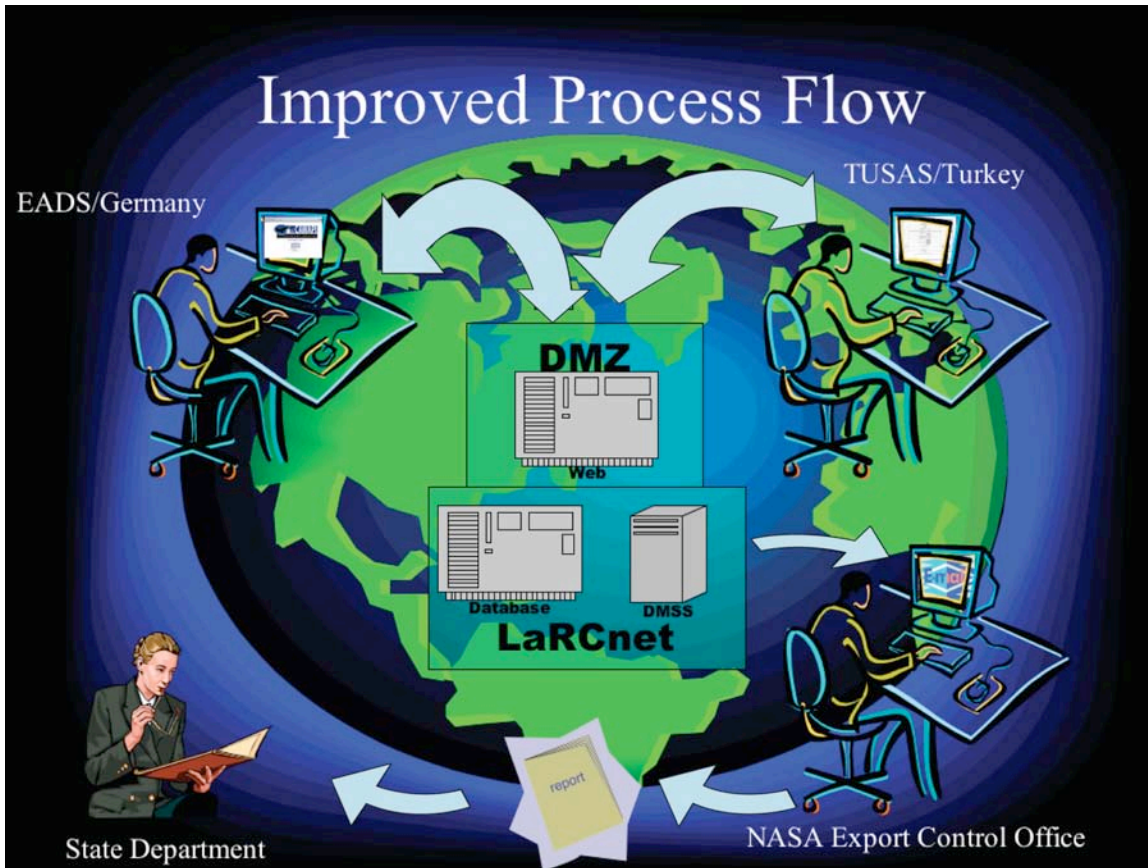


Figure 4. Replacement of primitive solution with Virtual Laboratory: improved process.

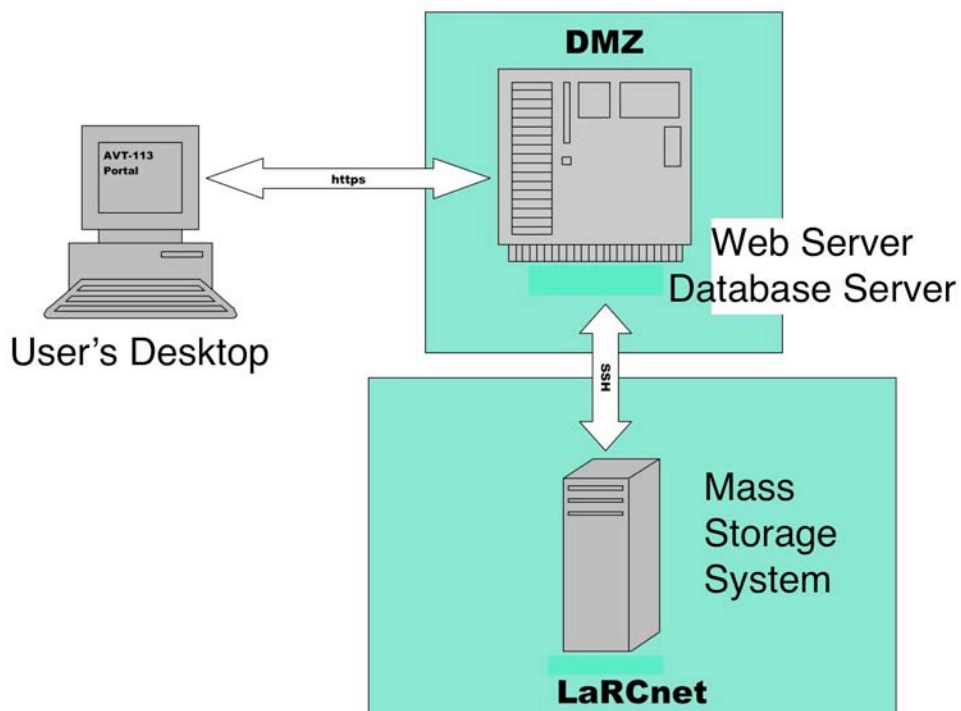


Figure 5. Updated Virtual Laboratory for AVT-113 to satisfy reduced annual cost.

Virtual Laboratory Enabling Collaborative Research in Applied Vehicle Technologies

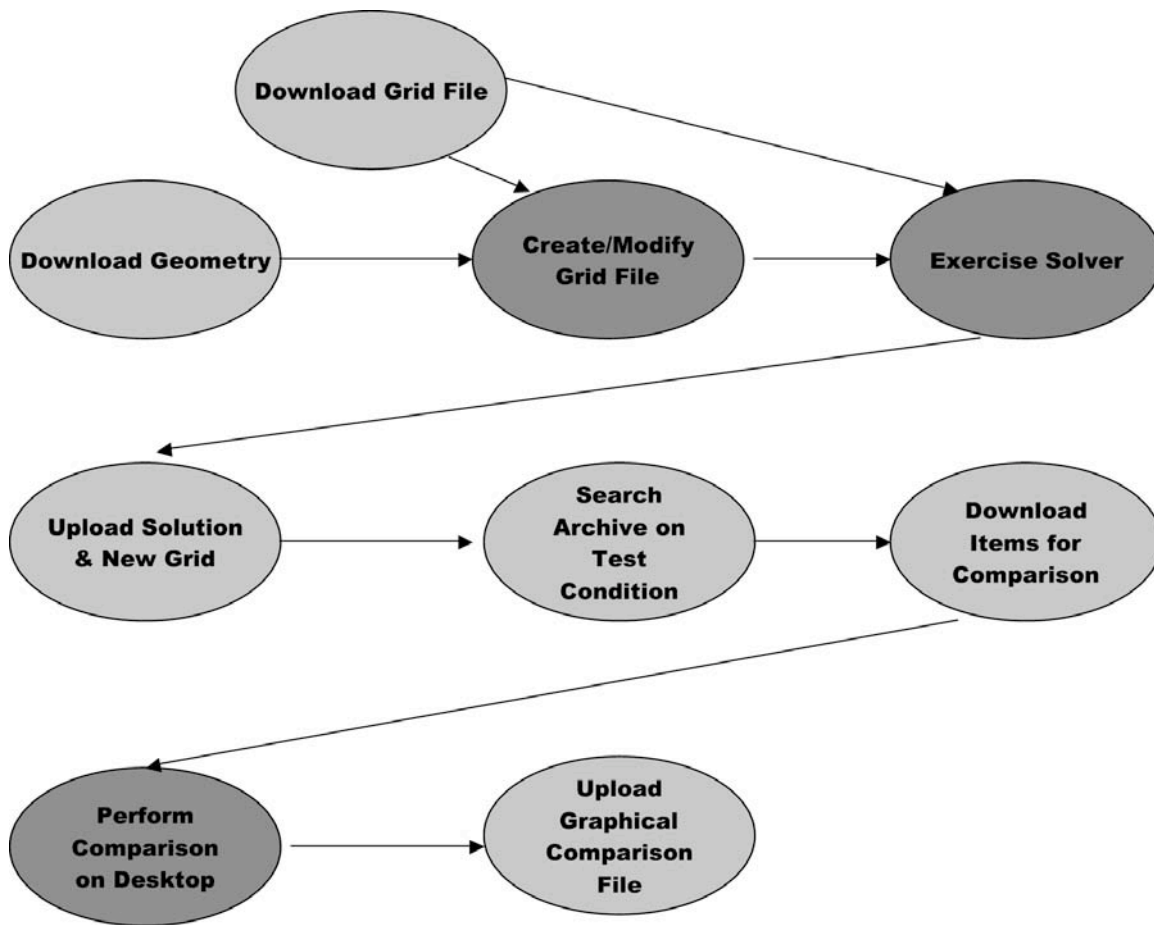


Figure 6. Virtual Laboratory process.