

Future Integrated Systems Concept for Preventing Aircraft Loss-of-Control Accidents

Christine M. Belcastro*
NASA Langley Research Center, Hampton, VA, 23681

Steven R. Jacobson†
NASA Dryden Flight Research Center, Edwards, CA, 93523

Loss of control remains one of the largest contributors to aircraft fatal accidents worldwide. Aircraft loss-of-control accidents are highly complex in that they can result from numerous causal and contributing factors acting alone or (more often) in combination. Hence, there is no single intervention strategy to prevent these accidents. This paper presents future system concepts and research directions for preventing aircraft loss-of-control accidents.

Nomenclature

CAST	=	Commercial Aviation Safety Team
FSA	=	Flight Safety Assurance
ICAO	=	International Civil Aviation Organization
LOC	=	Loss of Control
NextGen	=	Next Generation Air Transportation System
V&V	=	Validation and Verification
VHM	=	Vehicle Health Management

I. Introduction

Aircraft loss-of-control is one of the largest contributors to fatal accidents across all vehicle classes and operational categories.^{1,2} For example, a summary of worldwide commercial jet airplane accidents occurring from 1999 through 2008 from Ref. [3] is shown in Figure 1. As indicated in the figure, in-flight aircraft loss of control (LOC) resulted in 22 accidents and a total of 1,991 fatalities during this time period. In Figure 1, the accidents are assigned to a single occurrence category (based on primary causal factor); however, the other categories provide indicators about contributing factors to LOC, and these are shown in red text. These contributing factors include: system and component failures (non-engine and engine); damage resulting from mid-air collisions; abrupt maneuvers (that can lead to vehicle upset conditions); wind shear, thunderstorms, and turbulence; and icing conditions (that can result in vehicle impairment). In fact, aircraft LOC can result from numerous causal and contributing factors that occur individually or (more often) in combination. These factors are collectively referred to in this paper as “off-nominal conditions.” These “off-nominal” conditions can be categorized as adverse conditions occurring onboard the vehicle, external hazards and disturbances, and abnormal flight conditions.

Adverse onboard conditions include:

- vehicle impairment (including inappropriate vehicle configuration, contaminated airfoil, and improper vehicle loading);
- system faults, failures, and errors (resulting from design flaws, software errors, or improper maintenance actions);

*Senior Researcher, Dynamic Systems and Control Branch, MS 308, E-Mail: christine.m.belcastro@nasa.gov; AIAA Senior Member.

† Chief, Controls and Dynamics Branch, PO Box 273, MS 4840D, E-Mail: steve.jacobson@nasa.gov, AIAA Senior Member

- vehicle damage to airframe and engines (resulting from fatigue cracks, foreign objects, overstress during upsets or upset recovery); and
- inappropriate crew action/response (including lack of attention to energy state/configuration, poor energy management, pilot-induced oscillations, spatial disorientation, mode confusion, ineffective recoveries, and crew impairment).

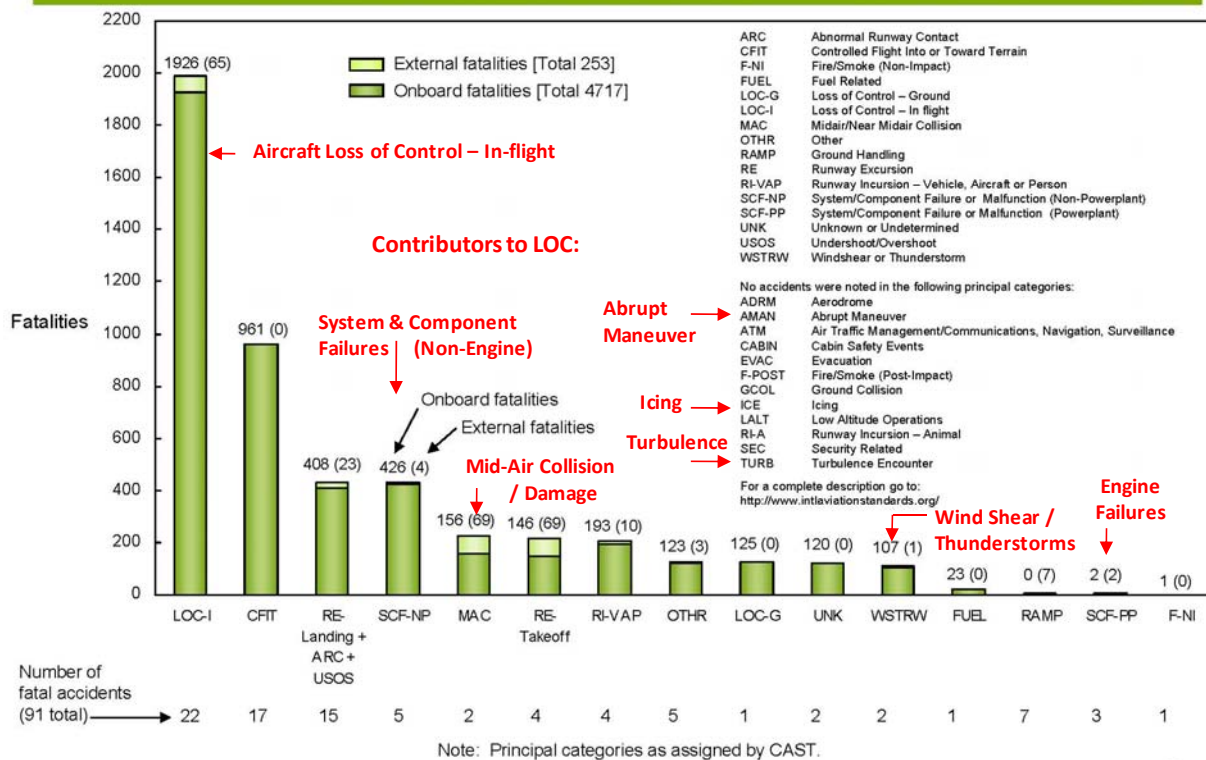
External hazards and disturbances include:

- poor visibility;
- wake vortices;
- wind shear, turbulence, and thunderstorms;
- snow and icing conditions; and
- obstacles requiring abrupt maneuvers or resulting in collisions.

Vehicle upsets include:

- abnormal attitude;
- abnormal airspeed, angular rates, or asymmetric forces;
- abnormal flight trajectory;
- uncontrolled descent (including spiral dive); and
- stall/departure (including falling leaf and spin).

Fatalities by CAST/ICAO Common Taxonomy Team (CICTT) Aviation Occurrence Categories Fatal Accidents – Worldwide Commercial Jet Fleet – 1999 Through 2008



23
2008 STATISTICAL SUMMARY, JULY 2009

Figure 1. Aircraft Accident Statistics for Worldwide Commercial Jet Fleet, 1999 – 2008.

Worst-case combinations and time sequences associated with these LOC precursor conditions have recently been analyzed for 126 accidents that occurred between 1979 and 2009 and resulted in 6087 fatalities³. These combinations and sequences can be used in developing and assessing intervention strategies for preventing aircraft LOC accidents. In particular, Figure 2 shows an example of a generalized LOC sequence from Reference 3. This generalized sequence is representative of 20 accidents and 907 fatalities from the analysis of Ref. 3. The LOC sequence of Figure 2 is initiated by a vehicle impairment/damage or system fault/failure condition or an external hazard or disturbance, such as wind shear or icing (the latter of which can result in vehicle impairment). The second element in this sequence is an inappropriate crew response (including an inappropriate action, control input, or inaction). The inappropriate response could result from poor situational awareness under the vehicle impairment or external hazard condition, spatial disorientation under poor visibility conditions, mode confusion associated with the cockpit automation, or some other condition (e.g., crew incapacitation). The third element of this sequence is a vehicle upset condition. A vehicle upset can be defined as “any uncommanded or inadvertent event with an abnormal aircraft attitude, rate of change of aircraft attitude, acceleration, airspeed, or flight trajectory,” where “abnormal” must be determined relative to phase of flight and aircraft type⁴. As indicated in Figure 2, the LOC sequence can be broken (and the associated LOC accident prevented) if effective intervention strategies can be developed to avoid/detect adverse vehicle and external hazard conditions, mitigate them when they occur (in an effort to maintain acceptable vehicle dynamics properties and effective control capability, and to prevent vehicle upset), and upset recovery (if prevention is not successful). Reference [3] also provides sets of LOC sequences that are representative of more than 85% of the accidents and fatalities considered in the study. These sequences can be used in defining LOC scenarios that must be accommodated for significantly reducing LOC accident risk and preventing the associated accidents.

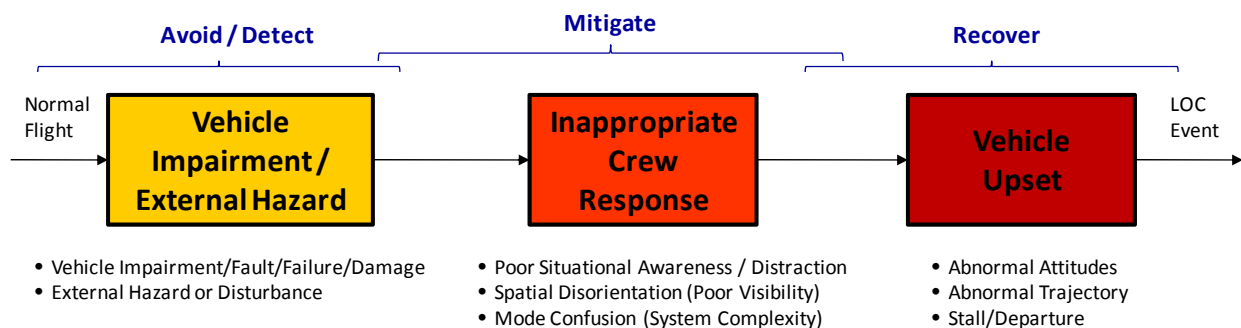


Figure 2. Example of a Generalized LOC Accident Sequence (see Ref. [3]).

Due to the complexity of aircraft LOC events (i.e., accidents and incidents), no single intervention strategy can be identified to effectively prevent them. Moreover, there are currently no coordinated or integrated systems, procedures, or research efforts for addressing aircraft LOC. Current aircraft control systems are primarily designed for operation under nominal conditions, and often disengage (i.e., return control authority to the pilot) under off-nominal conditions. Current flight deck systems provide limited information under off-nominal conditions associated with aircraft LOC. While many current systems have built-in tests for assessing system, subsystem, or component health, these lack the integrated capability for assessing vehicle health across them, or for the prevention of cascading failures across multiple systems. There is also no existing capability to assess vehicle health and external hazards in terms of their impact on flight safety. Improved crew training and operational procedures for off-nominal conditions might enable improved crew response during LOC events, but this is dependent on the capability to effectively characterize vehicle dynamics and control characteristics under off-nominal conditions. Advanced onboard systems that provide effective detection and resilience under off-nominal conditions could enable improved situational awareness and vehicle response under LOC events, but this requires the effective integration and validation of the associated technologies.

This paper attempts to address aircraft LOC from a holistic perspective, with an emphasis on the research and development of onboard integrated systems technologies that provide avoidance, detection, mitigation, and recovery capabilities for effectively breaking a wide variety of LOC sequences. Section II describes the holistic approach,

presents a future integrated systems concept for preventing aircraft LOC accidents, and evaluates the potential effectiveness of such an approach relative to breaking the LOC sequence of Figure 2. Section III discusses implementation and commercialization strategies for the onboard integrated systems technologies presented in Section II. Section IV summarizes the results of the paper and provides some concluding remarks. A detailed process for the validation and verification of the integrated systems technologies of this paper is presented in Reference [5].

II. Future Integrated Systems Concept

In order to effectively prevent aircraft LOC accidents, a holistic approach must be taken that includes:

- the capability to characterize vehicle dynamics and control effects in off-nominal conditions;
- integrated onboard systems that can assess vehicle health and flight safety in real-time, enable effective mitigation, provide assistance or automatic recovery under off-nominal conditions, and provide effective situational awareness and decision support to the crew; and
- the capability to perform validation and verification (V&V) of these technologies for their certification.

Figure 3 summarizes the holistic approach to be taken in this paper. Advanced modeling and simulation technologies must be developed for characterizing off-nominal condition effects on vehicle dynamics and control characteristics, including vehicle failures and damage, vehicle upset conditions, wind shear and turbulence, wake vortices, icing, and key combinations of these (as identified in Reference [3]). This capability can be utilized for improved crew training under off-nominal conditions, and for the development and validation of advanced onboard integrated systems technologies.

Databases, models, and real-time modeling methods can also be utilized onboard the aircraft for characterizing and assessing the effects of off-nominal conditions. Vehicle health management (VHM) technologies must be developed for continually assessing and predicting the health of the airframe, propulsion system, and avionics systems in real-time, as well as remaining useful life. In-situ sensing and estimation methods must be developed for distinguishing between anomalous system behavior and external disturbances.

Flight safety assurance (FSA) technologies must be developed to provide the capability of continually assessing and predicting the impact of off-nominal conditions on vehicle flight safety, and to provide resilient guidance and control capabilities under off-nominal conditions. These capabilities can be utilized onboard the aircraft for mitigation of system failures and vehicle impairment or damage, external disturbance rejection, and upset prevention and recovery. They can also be utilized to support improved crew training, especially for providing insight into non-intuitive control strategies required for upset recovery. Resilient guidance functions, such as trajectory generation under vehicle constraints (e.g., vehicle impairment or damage), must also be developed.

Effective crew-system interface technologies must be developed for providing improved situational awareness and crew response under off-nominal conditions. These technologies include effective displays and aural methods for notification and cueing, and variable autonomy systems that enable optimal partitioning of authority between the crew and automation. Effective information exchange and coordination between the vehicle and airspace operations must also be achieved. Remote sensing technologies must be developed for avoidance of external hazards and disturbances.

Validation and verification (V&V) technologies must be developed for the comprehensive evaluation of these technologies, and to enable the identification of system limitations and constraints as well as boundaries between safe and unsafe operating conditions.

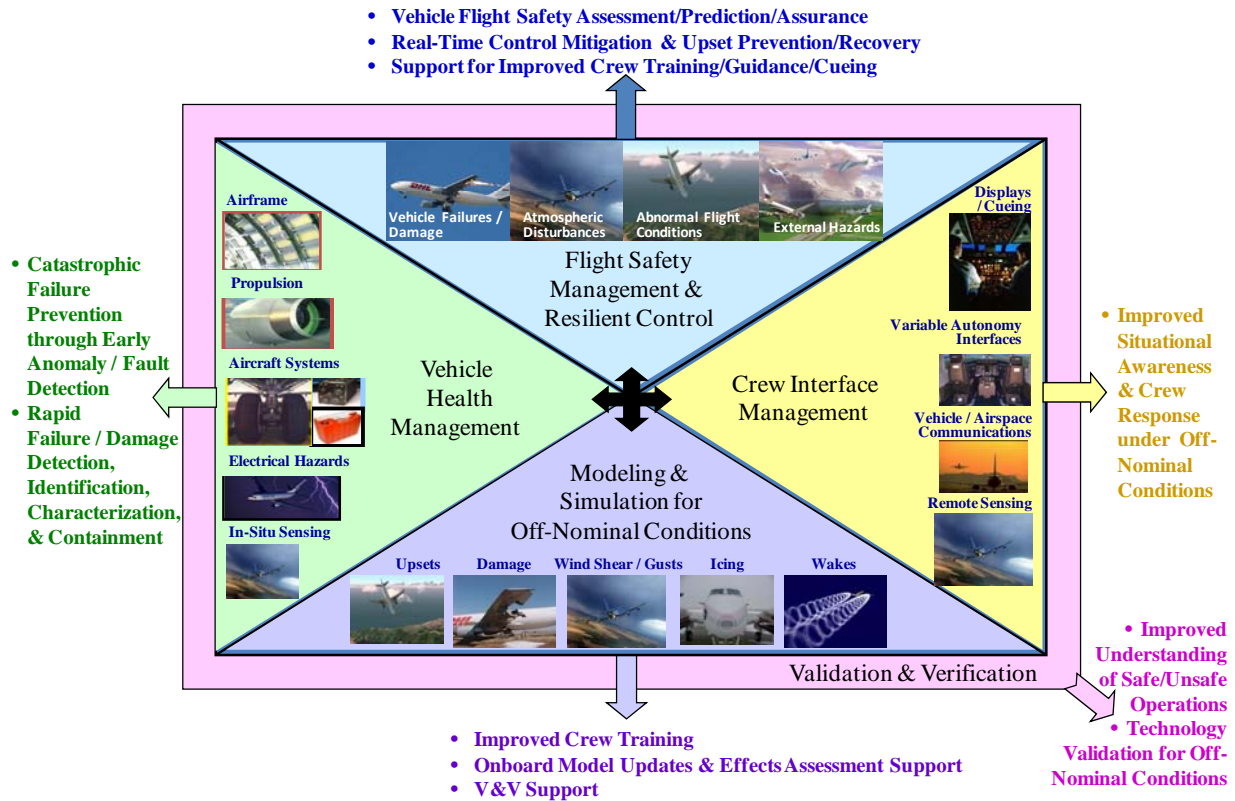


Figure 3. A Holistic Approach for Preventing Aircraft LOC Accidents.

Based on the holistic approach of Figure 3, an onboard integrated systems concept can be developed. One such concept is presented in Figures 4 and 5, with Figure 4 providing an overview and Figure 5 providing a more detailed depiction of subsystem functions and capabilities. The core subsystems include vehicle health management (shown in green), vehicle flight safety management and resilient control (shown in blue), and crew-system interfaces (shown in yellow). Onboard modeling capability is reflected by purple. These core functions and capabilities directly correlate to those depicted in Figure 3. Multi-colored boxes represent shared functions between the associated subsystems.

A detailed description of the AIRSAFE System concept, including subsystem interfaces, is given in Reference [6], and a detailed description of the associated V&V process is provided in Reference [7]. A synopsis description of the AIRSAFE System concept with additional insights is provided in the following subsections, as well as an assessment of the effectiveness of the AIRSAFE System concept in providing LOC sequence interventions.

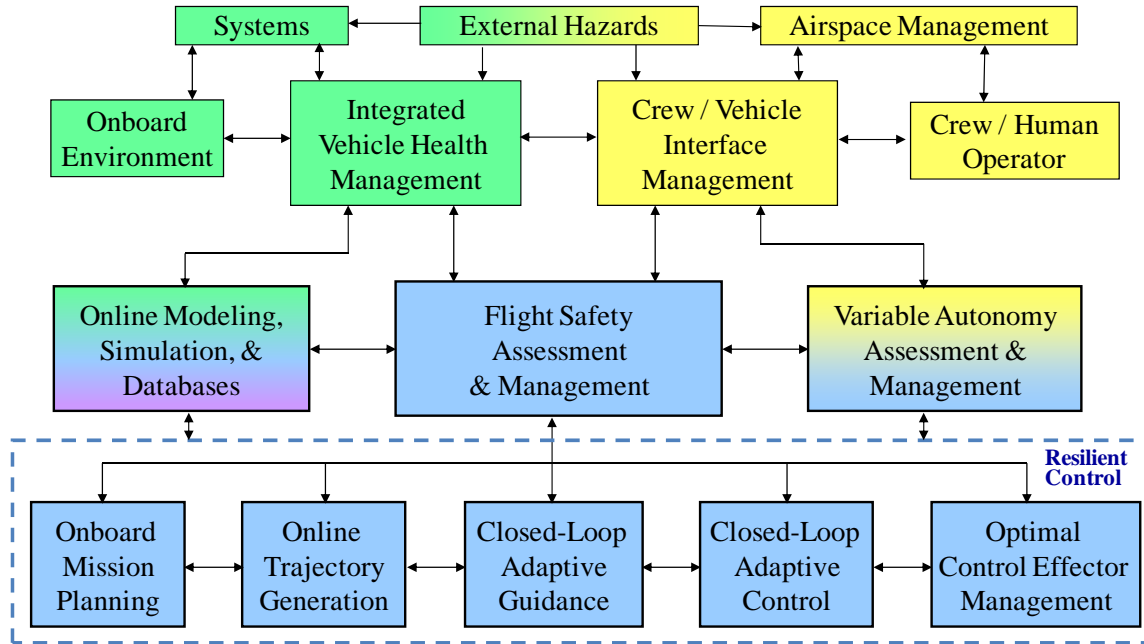


Figure 4. Aircraft Integrated Resilient Safety Assurance & Failsafe Enhancement (AIRSAFE) System Concept - Overview.

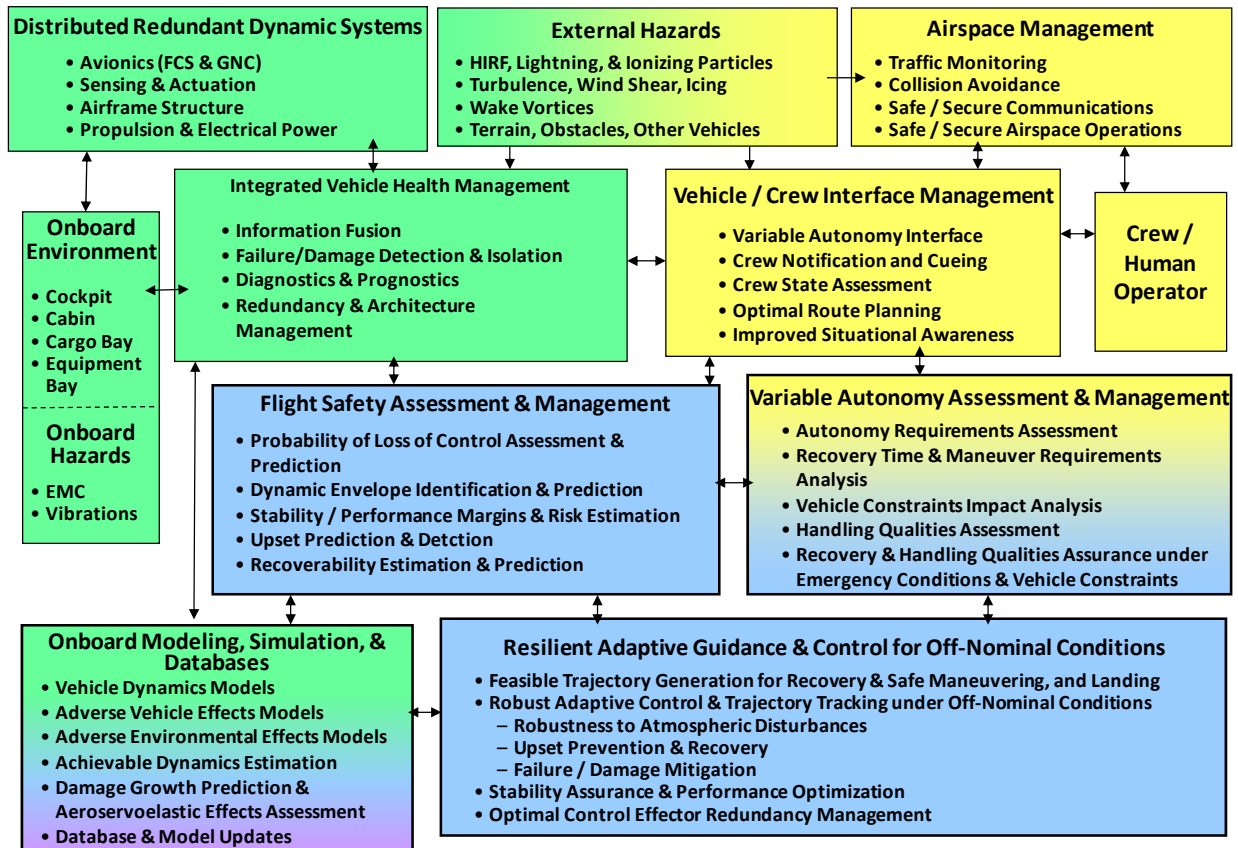


Figure 5. Aircraft Integrated Resilient Safety Assurance & Failsafe Enhancement (AIRSAFE) System Concept - Functions.

A. Flight Safety Assurance

Flight safety has been a primary goal since the inception of aircraft, and assuring flight safety has been an implicit objective of aviation research and technology development for decades. However, the concept of flight safety is surprisingly ill- defined. In fact, there does not appear to be a comprehensive definition of flight safety that can be quantified, measured, or estimated in an attempt to explicitly assure safe flight. In the context of preventing aircraft LOC accidents, it is proposed that such a definition and associated metrics for measuring it be developed. This would enable the development of algorithms for the onboard estimation of flight safety margins and risk factors (or “S-Factor”) resulting from off-nominal conditions related to LOC events and actions taken (or not taken) to mitigate them. In this context, the essence of flight safety centers around vehicle dynamics and control characteristics. Figure 6 illustrates the concept of the proposed “S-Factor” . Some components of “S-Factor” might include:

- stability margin,
- controllability and maneuverability margins,
- vehicle energy state (including energy rate and energy margin),
- prediction of entering into an abnormal flight trajectory,
- recoverability and its associated margin and time-to-recover requirement,
- crew state, and
- probability of loss of control.

Other aspects of flight safety include:

- upset prediction and detection;
- dynamic envelope estimation for assessing changes to safe operation resulting from vehicle failures, impairment or damage;
- vehicle health state detection and prediction (by the vehicle health management system) and the dynamics and control impacts of any identified faults and failures;
- crew and automation control input monitoring and impacts assessment; and
- vehicle configuration monitoring and assessment for detecting inappropriate vehicle configuration relative to flight phase.

Energy state (i.e., vehicle total energy) can play a key roll in predicting low-energy upset conditions such as stall. Crew state (e.g., current work load, mission phase, and crew alertness) must be considered as a component of flight safety, because control inputs and actions (or inaction) by the crew play a critical role in vehicle flight safety as well as appropriate function partitioning.

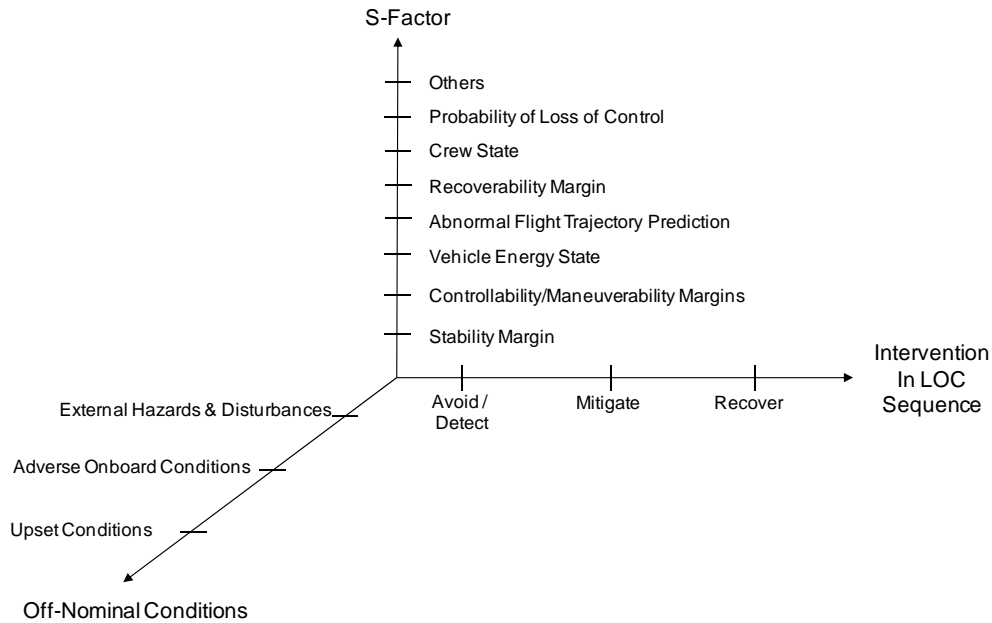


Figure 6. Graphic Depicting S-Factor Concept.

As indicated in Figure 6, these flight safety components must be monitored in the context of determining the impacts of off-nominal conditions associated with external hazards and disturbances, adverse onboard conditions, and upset conditions, as well as the impact and effectiveness of the interventions being taken by the crew and automation (especially for their mitigation and recovery). While “S-Factor” implies an overall metric for vehicle flight safety, and such a metric might be useful as an indicator of the overall safety state of the vehicle, the components associated with it must also be retained in order to ascertain what aspect of flight safety is being compromised. This knowledge could be used in determining a corrective action for restoring (or optimizing) flight safety.

Figure 7 illustrates the concept of flight safety assurance. The dashed box on the left illustrates the numerous sources of off-nominal conditions related to aircraft LOC events, including vehicle/system failures and damage (which could occur in the airframe, propulsion system, aircraft avionics and other systems and components), external hazards and disturbances (resulting from icing, wind shear and turbulence, wake vortices, or electromagnetically harsh environments that can affect the proper function of vehicle systems), abnormal flight conditions (i.e., vehicle upsets and abrupt maneuvers taken for collision avoidance), and onboard errors made by the crew and the automation.

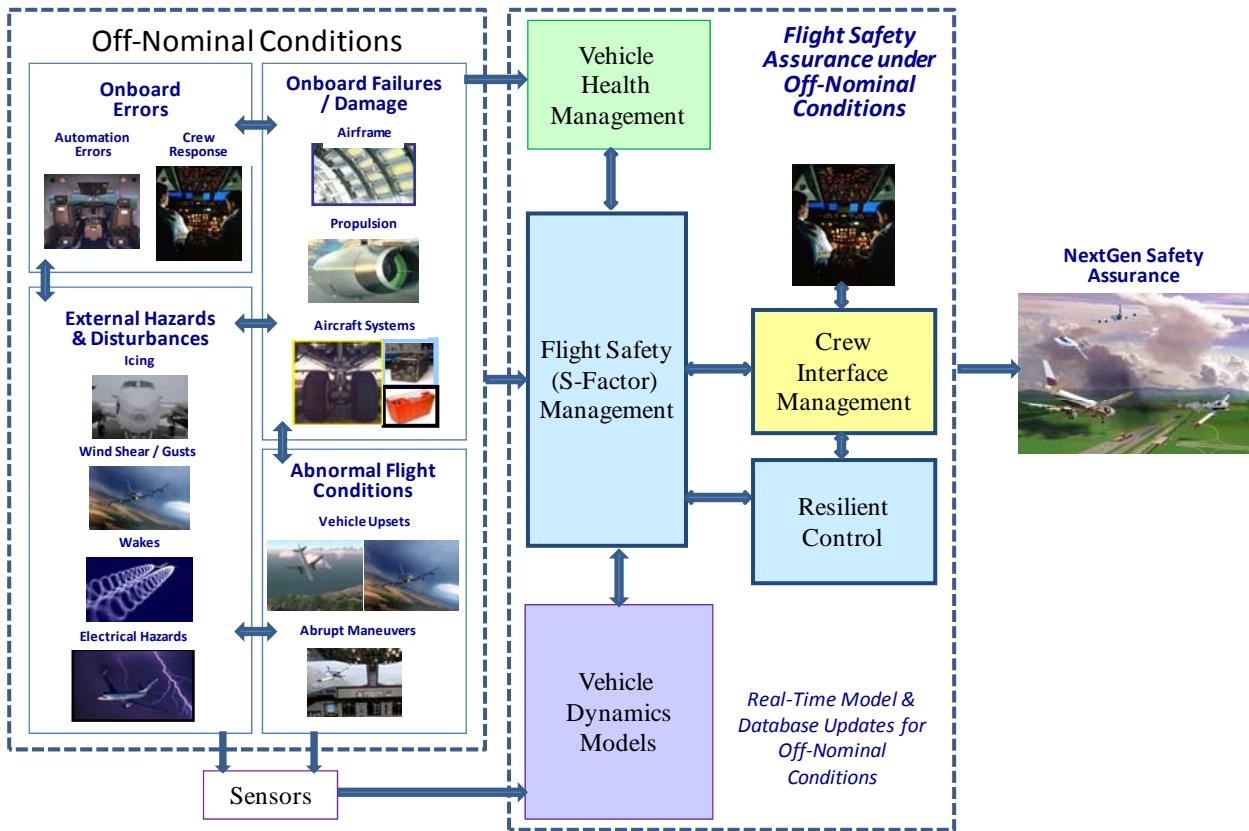


Figure 7. Flight Safety Assurance Concept.

Flight safety assurance under all of these conditions will require a coordinated set of capabilities, as illustrated by the dashed box in the middle of Figure 7. Vehicle health management technologies are needed to detect and predict onboard failures and damage. Information from look-ahead sensors is needed to detect and avoid external hazards, and information from in-situ sensors is needed to detect vehicle entry into external disturbances and vehicle upset conditions. Real-time modeling and simulation technologies are needed to characterize changes to vehicle dynamics and control characteristics resulting from impairment or damage and external disturbances. Resilient control technologies are needed to mitigate the impacts of off-nominal conditions and to prevent or recover from abnormal flight conditions. Variable autonomy flight deck technologies are needed to improve crew situational awareness and optimize vehicle (i.e., crew/automation) response under off-nominal conditions. However, in order to explicitly assure flight safety, these technologies and functions must be coordinated, and the impacts of off-nominal conditions and actions being taken in their mitigation must be continually assessed and managed relative to flight safety. This is a key point and a missing component of aviation safety research efforts to date. Thus, flight safety management technologies must be developed to provide a real-time flight safety supervisory capability that actively assures vehicle flight safety under off-nominal conditions. These technologies would provide the capability to explicitly monitor vehicle flight safety, determine risks to flight safety posed by off-nominal conditions and interventions being taken, and identify corrective actions and countermeasures that are needed to preserve or recover flight safety. Flight safety management technologies would also provide a key integration capability for vehicle health management, resilient control, and crew-interface functions.

The following subsections provide a discussion of future concepts in each of the core subsystem functions of Figure 7 (and Figures 4 and 5) as they relate to flight safety assurance, as well as references for some recent accomplishments in these areas.

B. Resilient Guidance and Control

Resilient guidance and control technologies are a necessary component in assuring vehicle flight safety under off-nominal conditions associated with aircraft LOC events. These technologies enable stability assurance, performance and handling qualities optimization, and feasible trajectory generation based on achievable vehicle dynamics under impairment or damage conditions. These capabilities enable off-nominal conditions mitigation, upset prevention, and safe maneuvering and landing of the aircraft. Some recent research accomplishments in effectively mitigating vehicle failure and damage effects using adaptive control techniques are described in References [8] and [9], and recent results on trajectory generation and guidance under off-nominal conditions are given in References [10], [11], and [12]. Moreover, utilization of key flight safety components as control objectives would explicitly provide some measure of flight safety assurance through the resilient control function.

Implicit in these resilient control capabilities is the need for integrated flight and propulsion control for off-nominal conditions mitigation, energy management, and upset prevention and recovery. Energy state (including vehicle total energy and energy rate) is a key factor in predicting low-energy vehicle upsets (e.g. stall) and depends on the phase of the mission. For take off, climb out and cruise, the crew is mostly concerned about total energy, with airspeed being the most crucial factor so as not to stall the aircraft. Additionally, the health and configuration of the vehicle affect the ability to maintain a healthy energy state. In order to ensure a safe approach and landing, the crew is concerned about energy state, but also the relative position of the vehicle to the runway, the health of the propulsion system and the configuration of the vehicle. The engines are a powerful control effector that can be utilized for control redundancy in the event of control component failures, and to counter any resulting asymmetric forces and moments. Moreover, in the event of complete loss of control surfaces (e.g., due to loss of the hydraulics systems), the engines have been shown to provide flight control capability for most transport aircraft¹³. Unrecoverable vehicle upsets often result from low-energy vehicle conditions, and integrated flight-propulsion control can be utilized in managing the energy state of the aircraft to prevent these low-energy upset conditions. The engines can also be a powerful control effector for upset recovery. Engines are normally operated under limitations and constraints designed to improve fuel economy and extend useful engine life. Under emergency conditions, however, relaxation of these limitations and constraints can enable vehicle recovery and safe landing. Recent research into enhanced engine performance under emergency conditions is provided in Reference [14].

While important research accomplishments have been made in each of these areas, an integrated resilient guidance and control architecture is needed within which all off-nominal conditions associated with LOC can be mitigated, flight safety (at least partially) assured, and upset recovery provided (when needed). This will require the ability to handle multiple control objectives across all phases of normal and abnormal flight as well as the utilization in real time of vehicle safety status information provided by the flight safety management system. This might include changes to achievable vehicle dynamics and safe operating envelopes, changes to vehicle health state that directly impact flight safety and vehicle control, as well as changes to autonomy requirements (e.g., in the event of crew incapacitation). For NextGen¹⁵, terminal area operations with an emphasis on takeoffs and landings under wake vortex and wind shear conditions as well as self-separation and abrupt maneuvering for collision avoidance (especially under vehicle impairment conditions) should be included. The control architecture should also be extensible to enable phased development and implementation of control capabilities for current and NextGen operations. The broad capabilities and resilience requirements may require the integration of multiple control approaches (adaptive and non-adaptive) or the development of a hybrid approach.

C. Vehicle Health Management

Vehicle health management technologies are needed for continually assessing and managing the state of the airframe, propulsion system, and key aircraft systems and components. This involves the detection of anomalies and errors in an effort to prevent potentially catastrophic failures and damage, as well as failure and damage detection, identification, characterization, and containment. Diagnostic algorithms should be developed for identifying and characterizing the severity of faulty components, and prognostic algorithms should be developed for predicting failures and estimating remaining useful life. These algorithms must be able to perform correctly in the presence of external disturbances. Determination of external hazards and disturbances in the operating environment through in-situ sensing or some other means is therefore an inherent capability needed by the health management system, as indicated in Figure 5. Containment of faults, failures, and damage is accomplished through redundancy management, vehicle design, self-healing materials, and self-recovering avionics systems. Monitoring and assuring a safe onboard environment (including the cockpit, cabin, cargo and equipment bays) are also the ultimate responsibility of the health management system, as indicated in Figure 5. Recent research accomplishments in

vehicle health management relative to the propulsion system and airframe structure are given in References [16] and [17], respectively, recent results on prognostics is given in Reference [18], and some recent results on self-healing materials is given in Reference [19]. Recent research results on high-temperature sensing systems for propulsion health management are given in References [20] and [21]. Research into self-recovering avionics systems is given in References [22] and [23]. Integrated health management functions that enable vehicle-level health state assessment, management, and containment are ultimately needed for flight safety assurance and LOC accident prevention.

D. Onboard Modeling, Simulation, and Database Management

Onboard modeling, simulation, and database management capabilities are needed to support vehicle safety state assessment and management, vehicle health management, and resilient control functions. Real-time system identification technologies are needed to characterize changes to vehicle dynamics and control characteristics resulting from off-nominal conditions (e.g., icing and damage conditions). Faster-than-real-time simulation technologies are needed for assessing and predicting impacts to vehicle flight safety of off-nominal conditions and interventions being taken by the crew and automation. Simplified models of key off-nominal condition effects (e.g., structural load impacts under vehicle damage), developed from ground-based high-fidelity models and simulations, must be developed for onboard utilization in characterizing off-nominal condition effects during flight. Fault, failure, and damage models and databases generated from ground-based modeling efforts should be updated and maintained onboard the vehicle for in-flight use, diagnostics and prognostics (including the determination of remaining useful life), and condition-based maintenance. Recent results on real-time modeling technologies are given in Reference [24].

E. Crew-System Interfaces for Improved Situational Awareness and Variable Autonomy

The crew are intelligent, adaptive, and highly capable components of the vehicle during flight operations, and improved flight deck technologies are needed for enhanced situational awareness, decision support, and effective (and optimal) partitioning of crew/automation functioning under off-nominal conditions. Integrated multi-modality (e.g., visual and aural) notification and cueing systems are needed to provide improved situational awareness under off-nominal conditions. Integrated information processing (e.g., distributed data fusion) functions are needed to provide information from the vehicle health management, resilient control, and flight safety management systems to the crew in a form that is useful and timely. Variable autonomy technologies are needed to assess vehicle health, flight safety, and crew states and to allocate flight functions and control authority appropriately under off-nominal conditions. As indicated in Figure 5, aspects of this assessment may include autonomy requirements pertinent to recovery time or maneuver requirements, vehicle constraints and their impacts, and handling qualities. Crew state might also be assessed relative to the detection and characterization of any existing level of incapacitation or distraction. Crew state is an important factor in predicting the onset of off nominal conditions and consists of a number of factors, such as current work load, mission phase, and crew alertness. For example, a crew with low workload that is surprised by a sudden onset of an off nominal condition, or a crew with a high workload after a long mission will result in a reduced S-factor metric. Recent results on flight deck technologies for improved crew situational awareness are given in Reference [25], and a variable autonomy interface is described in Reference [26].

F. Potential Effectiveness in Preventing Aircraft Loss-of-Control Accidents

In the preceding sections, a holistic approach has been proposed for reducing safety risk associated with aircraft loss-of-control events. Figure 8 depicts an assessment of the effectiveness of such a strategy relative to providing interventions to break the LOC sequence of Figure 2. The colored arrows and associated text describes interventions at each stage of the LOC sequence associated with each of the technology development areas depicted in Figures 3-5 and 7. That is, purple correlates to vehicle dynamics modeling and simulation technologies, green reflects vehicle health management technologies, blue is indicative of flight safety management and resilient control technologies, and yellow represents crew interface technologies. The interventions will be discussed relative to each stage in the LOC sequence moving from left to right.

Starting at the left of Figure 8, and before the flight even takes off, vehicle health management (VHM) technologies would help to prevent failures and damage from occurring through condition-based maintenance and non-destructive evaluation methods for improved vehicle inspections. Once the flight takes off, remote (look-ahead) sensors would help to avoid areas of external hazards or disturbance. Flight safety assessment technologies would

provide the capability to anticipate flight safety hazards or risks at initial inception or with a slight lead time. The onboard modeling capability for characterizing off-nominal conditions would support this assessment. Crew interface technologies would provide the crew with warning of impending off-nominal conditions and flight safety impacts or risks. All of these technologies would contribute to the avoidance of vehicle impairment and external hazards conditions, and therefore could provide multiple opportunities for intervention very early in the LOC sequence.

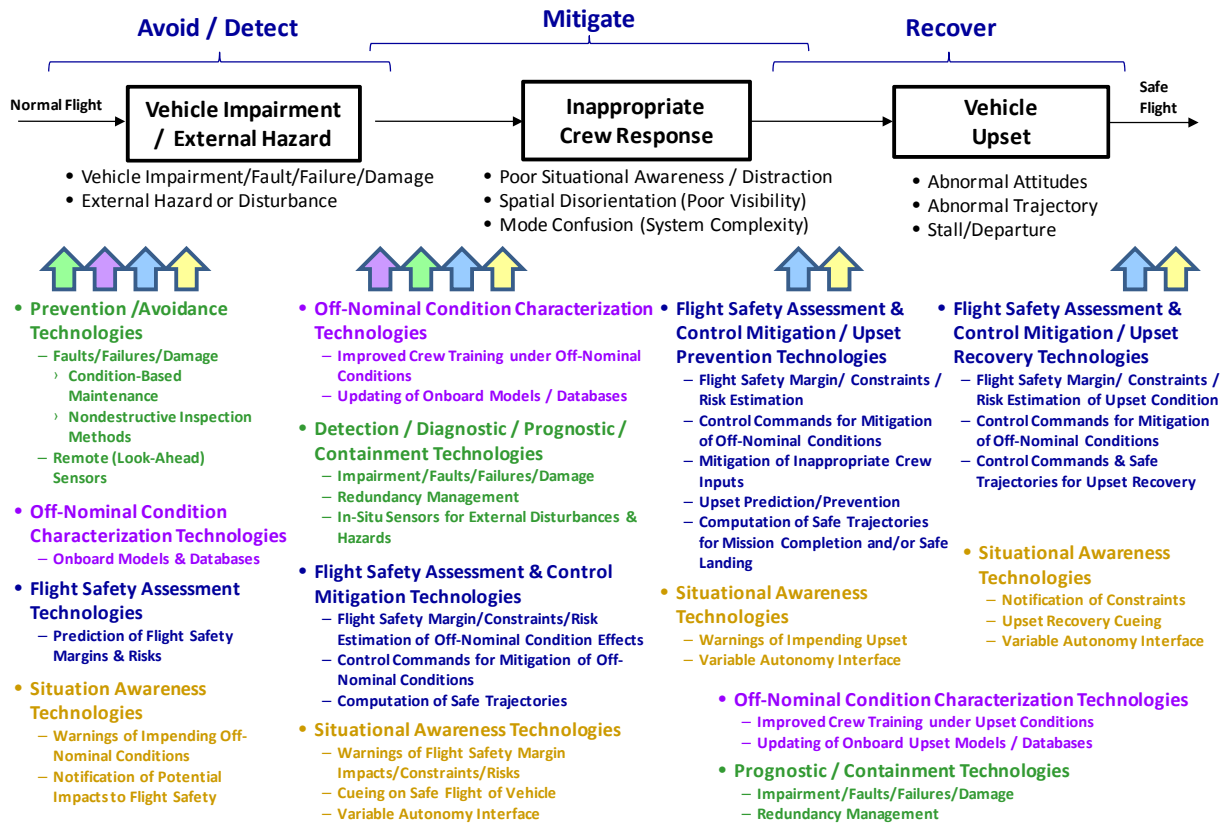


Figure 8. Illustration of LOC Sequence Intervention Effectiveness.

Once a vehicle impairment or external hazard condition has occurred, the crew would be better prepared to appropriately respond as a result of improved training. This improved training would be enabled by off-nominal conditions models and simulations that provide insight into vehicle dynamics and control impacts. The onboard modeling technologies allow for models and databases to be rapidly updated to reflect the actual off-nominal condition being experienced and its impacts. This would enable the accurate detection of impairment and hazard conditions by the VHM system, as well as associated diagnostics, prognostics, and containment functions. In-situ sensing and estimation capabilities would allow external hazards to be distinguished from faulty data. Flight safety assessment and resilient control technologies would enable rapid assessment and prediction of off-nominal condition impacts and risks, mitigation of these effects through automatic control or guidance to the crew, and determination of safe (and achievable) trajectories that the aircraft can safely fly. Crew interface technologies would enable the rapid and effective communication of the off-nominal conditions and their effects to the crew (for improved situational awareness), guidance to the crew on their mitigation, and variable autonomy for optimizing the response of the crew and automation. Providing appropriate information to the crew in order to formulate an optimum response is crucial in an off nominal condition due to the unforgiving flight environment and rapid onset of catastrophic conditions. These technologies working together would provide the capability to rapidly detect and mitigate off-nominal conditions while preventing an inappropriate response by the crew.

If an inappropriate crew response did occur, the flight safety management and resilient control technologies would immediately detect risk associated with the action (or inaction), and would mitigate their effects to restore flight safety while preventing a vehicle upset or damage. Warnings would be provided to the crew of impending

flight safety risks associated with the inappropriate response and of mitigations being taken. Safe trajectories would be generated for continuing the flight or landing the vehicle, and guidance for following them would be provided to the crew. If an emergency landing was indicated, safe landing sites would be identified and guidance to the best site would be communicated to the system and crew. These technologies working together would provide the capability to reduce the impact of inappropriate crew responses while mitigating the existing off-nominal conditions and preventing a vehicle upset (or damage) condition.

If a vehicle upset condition occurs, the flight safety management and resilient control technologies would provide the capability to detect and arrest the upset early in its progression as well as the capability to effect a full recovery, while continuing to mitigate the existing off-nominal conditions. Safe recovery trajectories would be generated for accomplishing the recovery in the context of the other off-nominal conditions being experienced so as to prevent vehicle damage during the recovery. Throughout the upset detection and recovery, information would be communicated to the crew for improved situational awareness and effective/optimal involvement by the crew. Throughout the upset event, the crew would be better able to understand its effect on vehicle dynamics and control, because of improved crew training in upset conditions enabled by enhanced modeling and simulation of off-nominal conditions. The VHM system would continue to contain any vehicle impairment condition and would continually assess for any impacts on the vehicle (e.g., changes to airframe structure or engine performance), and provide this information to the system and crew. All of these technologies working together would provide the capability to mitigate the upset condition early in its inception and to fully recover from it while preventing a LOC accident from being the ultimate result.

The holistic approach being recommended in this paper provides multiple opportunities for intervention at every stage of a LOC event. Although the generalized LOC sequence of Figure 2 is used in this analysis, a similar result could be obtained for any of the LOC sequences identified in Reference [3]. Providing multiple opportunities to break these sequences at any stage would result in a high-confidence strategy for successfully preventing LOC accidents.

III. System Implementation and Commercialization

The integrated AIRSAFE System concept presented in Section II is a long-term research and technology development approach for preventing aircraft LOC accidents under current and NextGen operations. The fully integrated AIRSAFE System with all of the proposed functionality would be a long-term future capability. However, a modular system architecture and a phased implementation strategy would enable the deployment and utilization of AIRSAFE System functions and capabilities as they are developed, validated, and certified. Figure 9 illustrates a potential implementation strategy that would enable phased deployment in the near, mid, and far-term timeframes.

In the near term or retrofit market, AIRSAFE System technologies could be confined to data collection, analysis, and crew notifications and warnings. Crew training for upset conditions would also be enabled through the development of aircraft model and simulation enhancements developed to characterize vehicle upset conditions outside of the normal flight envelope²⁷. Also in the near term, an AIRSAFE System V&V process definition with some improved methods and tools would be available. In the mid-term, and for fly-by-wire (FBW) aircraft, AIRSAFE System technologies might include notification, guidance, and cueing as well as pilot-engaged automatic control for off-nominal conditions mitigation and upset prevention. Onboard databases and models would be available for use in flight safety assessment and vehicle health management functions. Crew training improvements for off-nominal conditions (occurring individually) might also be available, as well as improved V&V methods, tools, and testbeds. In the far-term, the AIRSAFE System might include full functional integration of vehicle health management, flight safety management and resilient control, and variable autonomy crew interface systems. Onboard modeling and database management would also be a part of the long-term capability, as well as improved crew training under multiple off-nominal conditions. Improved vehicle system design and a fully integrated V&V process might also be available in the far-term timeframe. The main point being illustrated by Figure 9 is that there should be a practical and realistic strategy identified for developing, implementing and fielding these technologies using a modular architecture that would allow phasing in capabilities and functions over time.

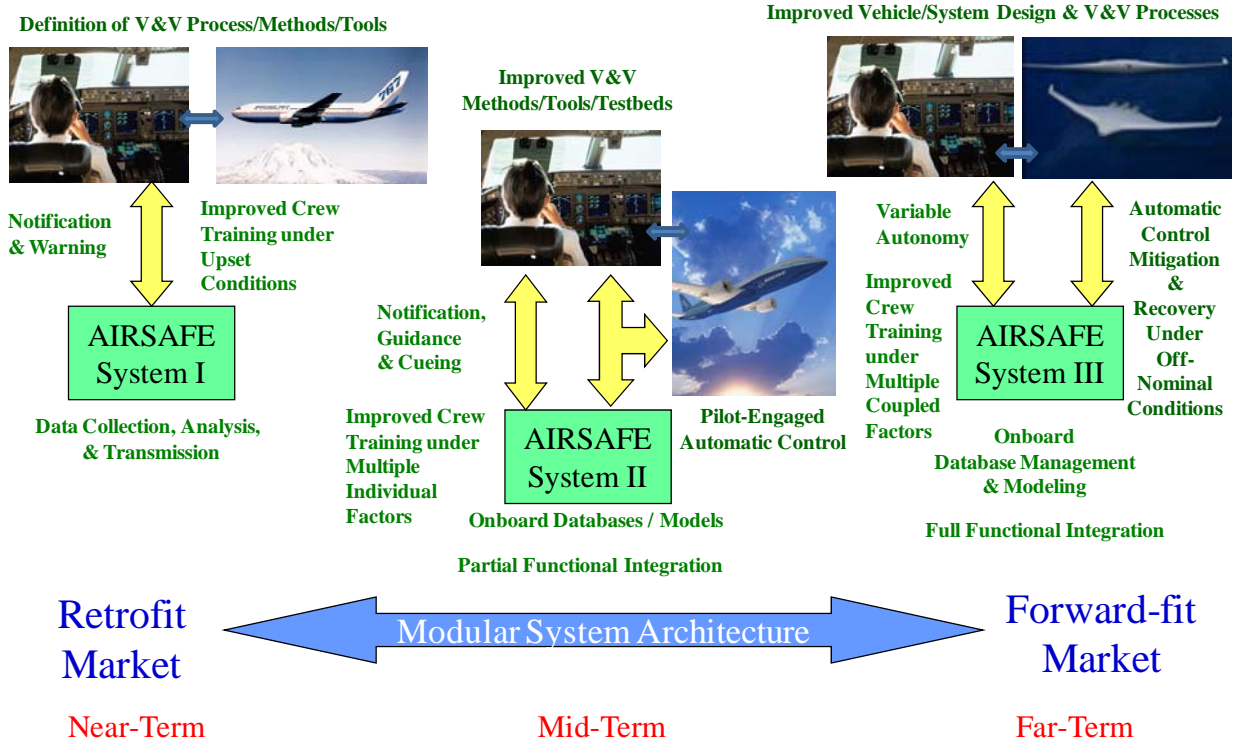


Figure 9. Illustration of Potential Implementation Strategy with Capabilities Phased In Over Time.

Thought should also be given to the development of a business plan for technology insertion in to the market. Figure 10 illustrates an example of one such strategy. The aircraft market is separated into transport and general aviation (GA) aircraft. Transport aircraft are subdivided into large passenger carriers and regional, cargo, and military carriers. GA aircraft are subdivided into business jets and military unmanned air vehicles (UAVs) and personal GA aircraft. The main point being made in Figure 10 is that the AIRSAFE System technologies will not be transitioned into all of these aircraft simultaneously. The strategy illustrated in Figure 10 is that regional, cargo, and/or military carriers may lead large passenger carriers in technology transition to transport aircraft, and business jets and UAVs may lead personal GA aircraft technology transition to GA aircraft. These realities should be recognized and realistic strategies developed for technology insertion in the appropriate markets.

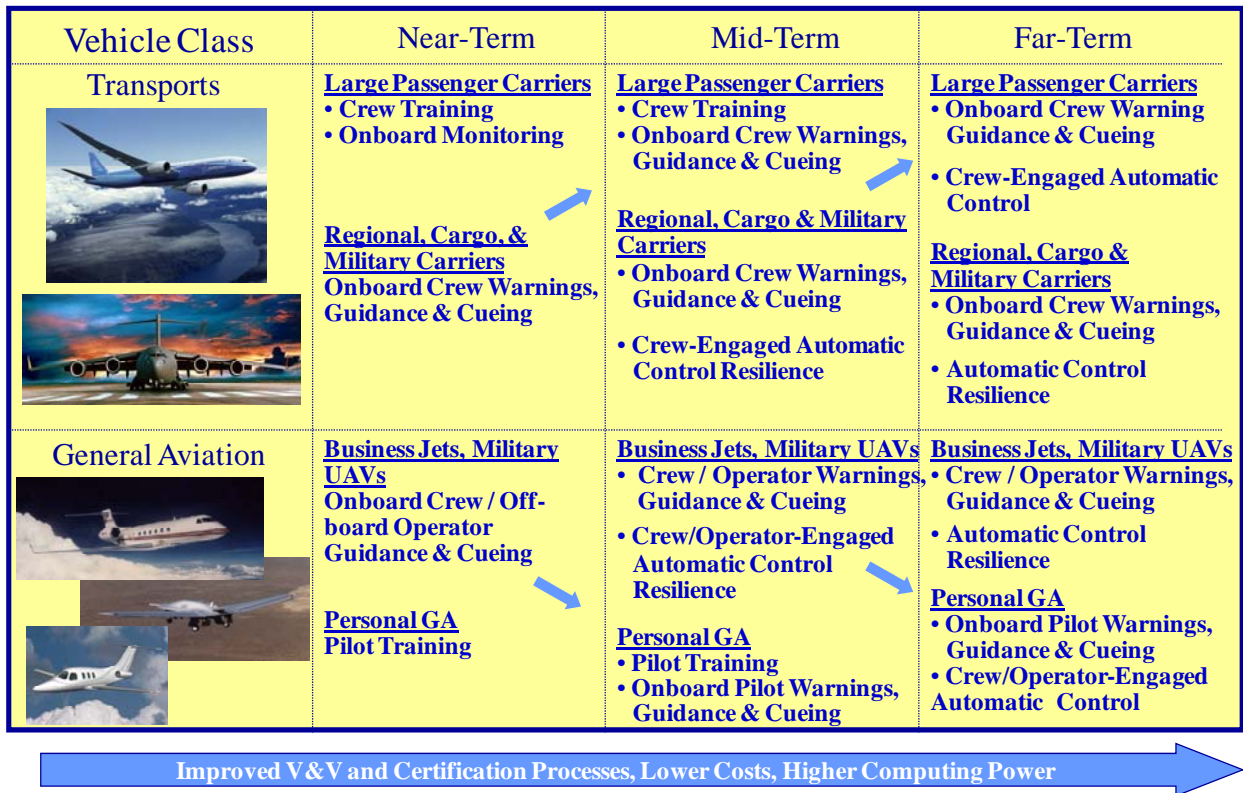


Figure 10. Illustration of Potential Commercialization Strategy.

IV. Conclusion

Aircraft loss-of-control (LOC) is a significant contributor to aircraft accidents and fatalities. LOC accidents are also highly complex in that they can result from a wide variety of causal and contributing factors that occur individually or (more often) in combination. This paper proposed a holistic research and technology development approach for reducing aircraft LOC accidents, and an associated integrated system concept, called the Aircraft Integrated Resilient Safety Assurance and Failsafe Enhancement (AIRSAFE) System. The holistic approach included the development of (i) modeling and simulation technologies for characterizing vehicle dynamics and control characteristics under off-nominal precursor conditions associated with LOC events; (ii) vehicle health management technologies for the detection, identification, characterization, and containment of vehicle and system failures and damage (as well as their prevention through improved maintenance, inspection, and vehicle design); (iii) flight safety management and resilient control technologies for the rapid assessment of off-nominal condition effects and their mitigation; and (iv) crew interface technologies for improved situational awareness and variable autonomy under off-nominal conditions. This holistic technology development approach was considered relative to its potential effectiveness in providing interventions at every stage of a generalized LOC sequence, and this approach appears to provide multiple intervention opportunities at all stages of the sequence. Technology implementation and transition strategies were also discussed for the near, mid, and far term timeframes.

Acknowledgments

The AIRSAFE System and flight safety assurance concepts presented in this paper were developed in collaboration with Dr. Celeste M. Belcastro of NASA Langley Research Center, who lost her courageous and selfless battle with cancer and passed from this life on August 22, 2008. Continued work in these areas is dedicated to her memory.

References

- ¹ Evans, Joni K., "An Examination of In Flight Loss of Control Events During 1988–2004", Alliant Techsystems, Inc., NASA Langley Research Center, Contract No.: TEAMS:NNL07AM99T/R1C0, Task No. 5.2, 2007.
- ² "Statistical Summary of Commercial Jet Airplane Accidents, Worldwide Operations, 1959-2008," Boeing Commercial Airplanes, July 2009. URL: <http://www.boeing.com/news/techissues> [cited July 2010].
- ³ Belcastro, Christine M., "Aircraft Loss-of-Control Accident Analysis", *AIAA Guidance, Navigation, and Control Conference*, 2010, Toronto, Canada.
- ⁴ Lambregts, A. A., Nesemeier, G., Wilborn, J. E., and Newman, R. L., "Airplane Upsets: Old Problem, New Issues," *AIAA Modeling and Simulation Technologies Conference and Exhibit*, 2008, AIAA 2008-6867.
- ⁵ Belcastro, Christine M., "Validation and Verification of Future Integrated Safety-Critical Systems Operating under Off-Nominal Conditions," *AIAA Guidance, Navigation, and Control Conference*, 2010, Toronto, Canada.
- ⁶ Belcastro, Christine M., and Belcastro, Celeste M.: Future Research Directions for the Development of Integrated Resilient Flight Systems to Prevent Aircraft Loss-of-Control Accidents, Part I: System Technologies; NASA TM (being finalized after review for publication).
- ⁷ Belcastro, Christine M., and Belcastro, Celeste M.: Future Research Directions for the Development of Integrated Resilient Flight Systems to Prevent Aircraft Loss-of-Control Accidents, Part II: Validation and Verification; NASA TM (in final preparation for review).
- ⁸ Gregory, Irene M., Xargay, Enric , Cao, Chengyu, and Hovakimyan, Naira , "Flight Test of L1 Adaptive Controller on the NASA AirSTAR Flight Test Vehicle." *AIAA Guidance, Navigation and Control Conference*, August, 2010, Toronto, Canada.
- ⁹ Gregory, Irene M., Xargay, Enric, Cao, Chengyu, Hovakimyan, Naira, and Zou, Xiaotian , "L1 Adaptive Control Design for NASA AirSTAR Flight Test Vehicle," *AIAA Guidance, Navigation and Control Conference*, Chicago, IL, 10-13 Aug 2009. AIAA 2009-5738.
- ¹⁰ Choi, H., and Atkins E., "An Analytic Trajectory Planner for Aircraft with Severe Damage or Failures," *AIAA Infotech@Aerospace Conference*, April, 2009, Seattle, WA.
- ¹¹ Tang, Y., Atkins, E., and Sanner, R., "Emergency Flight Plannig for a Generalized Transport Aircraft with Left Wing Damage," *Proc. Guidance, Navigation, and Control Conference*, Aug. 2007.
- ¹² Meuleau, N., Plaunt, C., and Smith, D., "Emergency Landing Planning for Damaged Aircraft," *ICAPS workshop on Planning and Scheduling Applications*, July 2008.
- ¹³ Burcham, Jr., Frank W., Maine, Trindel A., and Bull, John, "Using Engine Thrust for Emergency Flight Control: MD-11 and B-747 Results," NASA TM-1998-206552, May 1998.
- ¹⁴ Guo, Ten-Huei and Litt, Jonathan S., "Risk Management for Intelligent Fast Engine Response Control," *AIAA Infotech@Aerospace Conference*, April, 2009, Seattle, WA, AIAA 2009-1873.
- ¹⁵ Joint Planning and Development Office, "Concept of Operations for the Next Generation Air Transportation System," Version 3, October 2009, URL: <http://www.jpdo.gov/library.asp> [cited October 2009]
- ¹⁶ Simon, Donald L., "An Integrated Architecture for On-Board Aircraft Engine Performance Trend Monitoring and Gas Path Fault Diagnostics," NASA TM-2010-216358, May 2010.
- ¹⁷ Mueller, Ingolf , Larrosa, Cecilia, Roy, Surajit, Mittal, Amrita, Lonkar, Kuldeep, and Chang, Fu-Kuo , "An Integrated Health Management and Prognostic Technology for Composite Airframe Structures," 2009 Prognostics and Health Management Conference, PHM Society, Oct. 2009.
- ¹⁸ Coppe, A., Haftka, R. T., and Kim, N. H., "Least Squares-Filtered Bayesian Updating for Remaining Useful Life Estimation," 12th AIAA Non-Deterministic Approaches Conference, April 12-15, 2010, Orlando, FL.

-
- ¹⁹ Blaiszik, B.J., Sottos, N.R. and White, S.R., **Nanocapsules for Self-Healing Materials**, *Composite Science and Technology* **68**, 978-986, 2008.
- ²⁰ Lekki, John , Bencic, Tim, Gyekenyesi, Andrew, Adamovsky, Gregory, Hunter, Gary, Tokars, Roger, and Woike, Mark, "Aircraft Engine Sensors for Integrated Vehicle Health Management," 57th Joint Propulsion Meeting, Colorado, Springs, CO, May 3-7, 2010.
- ²¹ Hunter, G. W., Beheim, G. M., Ponchak, G. E., Scardelletti, M. C., Meredith, R. D., Dynys, F. W., Neudeck, P. G., Jordan, J. L., and Chen, L. Y., "Development of High Temperature Wireless Sensor Technology Based on Silicon Carbide Electronics," submitted to the Proceedings of the 218th Meeting of the Electrochemical Society, Las Vegas, NV, 2010.
- ²² Hess, Richard, Malekpour, Mahyar R., "Rapid Soft Fault Recovery," Society of Automotive Engineers (SAE) 2001 Transaction, volume 110, Journal of Aerospace, Document Number: 2001-01-2937, Section 1, pp 474-480, published in 2002.
- ²³ Malekpour, Mahyar R., "A Self-Stabilizing Byzantine-Fault-Tolerant Clock Synchronization Protocol," NASA/TM-2009-215758, June 2009.
- ²⁴ Morelli, E.A. "Real-Time Aerodynamic Parameter Estimation without Air Flow Angle Measurements," *AIAA Atmospheric Flight Mechanics Conference*, Toronto, Canada, August 2010.
- ²⁵ Hooley, B.L., Wickens, E.R., Salud, A., Sebok, S., Hutchins, B.F. & Gore, B., "Predicting the Unpredictable: Estimating Human Performance Parameters for Off-Nominal Events," 28th IEEE/AIAA Digital Avionics Systems Conference (DASC), Orlando, FL, October 2009.
- ²⁶ Goodrich, Kenneth H., Schutte, Paul C., and Williams, Ralph A., "Piloted Evaluation of the H-Mode, a Variable Autonomy Control System, in Motion-Based Simulation," *AIAA Atmospheric Flight Mechanics Conference and Exhibit*, Honolulu, HI, Aug. 2008.
- ²⁷ Foster, John V., Cunningham, Kevin, Fremaux, Charles M., Shah, Gautam H., Stewart, Eric C., Rivers, Robert A., Wilborn, James E., and Gato, William, "Dynamics Modeling and Simulation of Large Transport Airplanes in Upset Conditions," *AIAA Guidance, Navigation, and Control Conference*, San Francisco, Aug. 2005, AIAA-2005-5933.