



Limb sounding of the lunar limb with a Fourier transform spectrometer

J. Brasunas¹, M. Abbas², V. Bly¹, M. Edgerton¹, J. Hagopian¹,
W. Mamakos³, A. Morell¹, B. Pasquale¹

1 NASA Goddard, Greenbelt, MD

2 NASA Marshall, Huntsville, AL

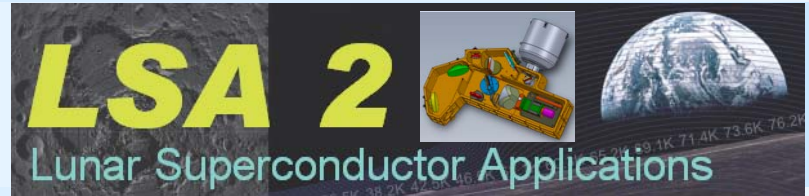
3 Design Interface, Finksburg, MD

Houston, TX – March 15-16, 2012





Planetary FTS at NASA GSFC

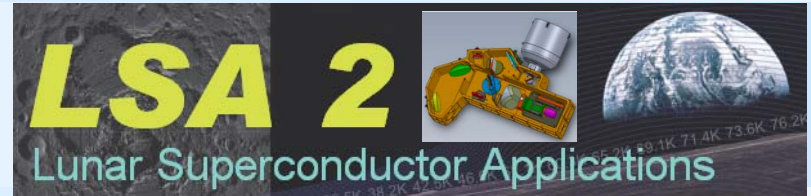


- NASA Goddard has launched a series of Fourier transform spectrometers (FTS) to the solar system – including the IRIS on two Voyagers, and Cassini CIRS at Saturn
- Passive IR remote sensing in emission (limb & nadir) is a power tool for characterization of
 - Surface and atmosphere temperatures
 - Composition
 - Dynamics via the thermal wind equation
- Increased in size, culminating in 43 kg for CIRS, so develop *CIRS-lite* at 15-20 kg for future planetary missions





Developing CIRS-*lite*



- Technology advances include:
 - high T_c superconductor bolometers (YBCO @ 87K, MgB_2 @ 37K)
 - Carbon nano-tube (CNT) layer for IR absorption
 - a COTS-based moving mirror mechanism compatible with near 77K operation
 - Synthetic (CVD) diamond beam-splitter
 - Single crystal silicon (SCS) telescope primary
- Very broad spectral coverage, ~ 7 to 300 microns, monitors a rich set of molecular lines





CIRS-*lite* and other FTS instruments



Parameter	CIRS	CIRS- <i>lite</i>	IRIS Mars	TES	PFS
band-pass (μm)	7 to 1000	7 to 333	5 to 50	6 to 50	0.9 to 45
resolution (cm^{-1}) apodized	0.5	0.125	2.4	5	1.5
telescope diameter (cm)	50	15	4	15	5 / 4
detectors	HgCdTe thermopile	HgCdTe high Tc	thermistor bolometer	DTGS pyroelec.	PbSe, PbS LiTaO ₃
detector temperature (K)	75 and 170	75 and 89	250	Uncooled	210 and 290
optics temperature (K)	170	~150	250	uncooled	290
point-able mirror	no	TBD 1 kg	no	yes	yes
footprint (km @ 250 km)	1 & 0.05	1 & 0.4	16	2	7 & 14
mass (kg)	43	15 to 20	14	14	31





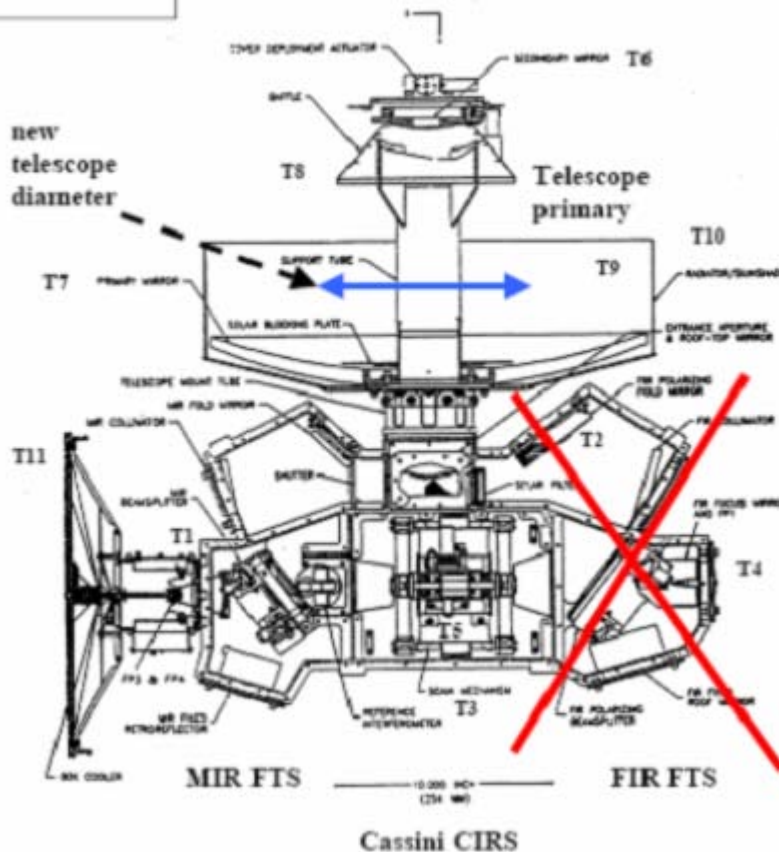
CIRS to CIRS-lite

LSA 2



Lunar Superconductor Applications

Changes from
CIRS to CIRS-lite



- CVD diamond has very broad transmission --> drop one FTS
- more sensitive FIR detectors (HTS bolometers vs. thermopiles) for smaller optics
- double-passed moving cube-corner enables higher spectral resolution






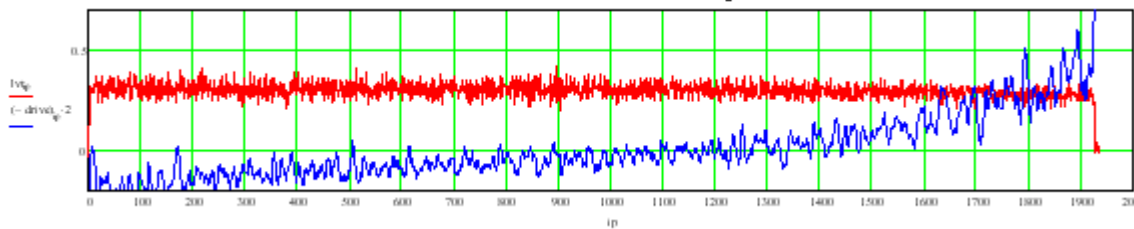
Moving mirror mechanism

LSA 2

Lunar Superconductor Applications



LVT and DRIVE VOLTAGE vs. scan position



Red: speed
Blue: drive force





CIRS-*lite* optical layout



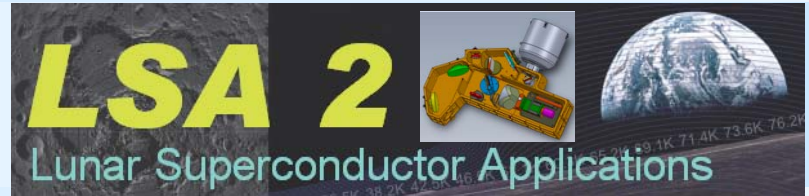
Nominal design

Fig 7
SCS

telescope primary



Lunar dust, volatiles



Mission	Science Goal	Optics temperature	Beam-splitter	detectors
Planetary deep space	atmospheres: composition, dynamics (remote sensing in emission)	~150K	diamond	HgCdTe high Tc bolometers
Lunar dust	Dust, gas (remote sensing via solar absorption)	~150K	KBr or diamond	HgCdTe thermal
Lunar surface ices	Near surface ice (in-situ) Reflection (NIR) Emission (FIR)	100K/ambient 100K/ambient	ZnSe (NIR) diamond (FIR)	HgCdTe (NIR) high Tc bolometer (FIR) MgB ₂ (near 40K)

Solar occultation measurements: from surface, from orbit (limb view)

- lunar surface covered with dust grains levitated by charging mechanisms
- charging via solar wind and UV photons
- particular dust activity near the terminator (vacuum, little/no water)
- dust has implications for lunar exploration (adhesive, mechanisms, ...)
- need to measure dust density, size distribution,
- measure vertical distribution from orbit via onion-peeling technique
- also measure H₂O and CH₄ from orbit





Lunar surface ices NIR

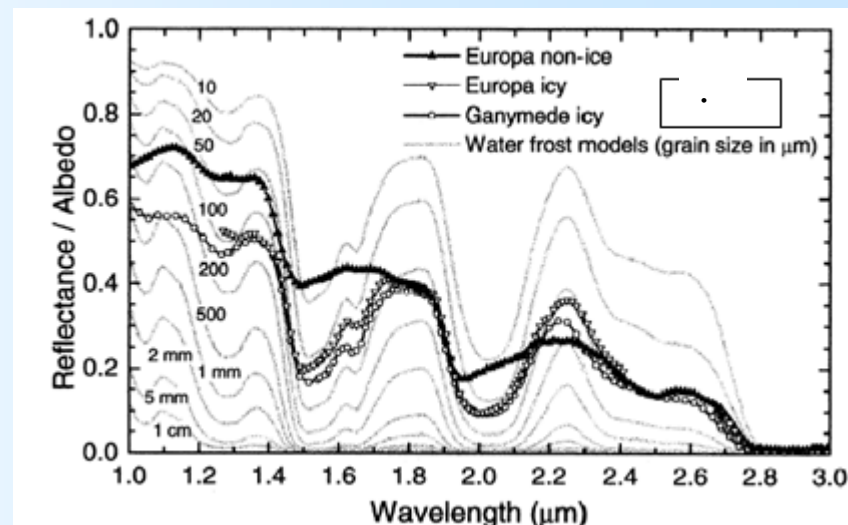


- Clementine radar, Lunar Prospector neutron spectrometer, and LRO/LEND indicate water ice or hydrogen deposits in permanently shadowed regions (PSR)
- LRO/LCROSS plume demonstrates hydroxyl group
- LRO/DIVINER temperatures consistent with ice
- Can distinguish hydrates from water ice via spectroscopy

- combine CIRS-lite with an NIR source (laser, LED or thermal) to measure NIR reflectance of surface deposits

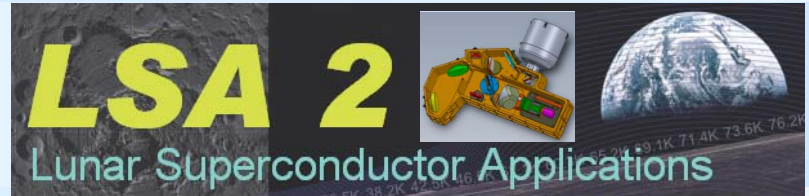
- map concentration of water ice

- use laser source or ultrasonic generator to drive off volatiles and get indication of distribution with depth

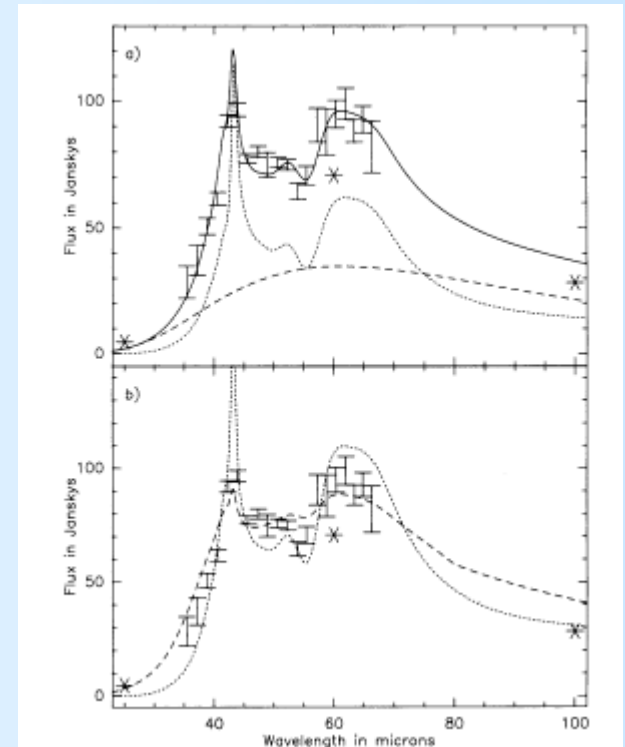




Lunar surface ices FIR

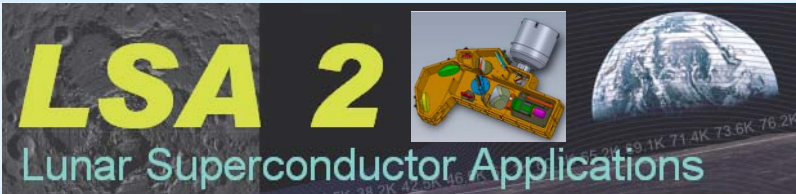


- FIR measurements (40 to 100 microns) can measure PSR temperatures (< 100K) and characterize two water ice features in the FIR
- in amorphous ice, longer peak is suppressed
- detection of these FIR emission features in an optically thick source such as the lunar surface requires a vertical temperature gradient
- thermal conductivity of slowly deposited amorphous ice is 10^4 times less than crystalline
- recent NASA GSFC results show MgB2 bolometers (37K transition) are much faster than YBCO bolometers (consistent with PSR operation)



Water ice FIR emission features observed in interstellar dust, with 40 and 60 micron peaks





THAT'S All, FOLKS!