

Phase Coupling in Langmuir Wave Packets: Evidence for Four Wave Interactions in Solar Type III Radio Bursts

G. Thejappa¹, R. J. MacDowall², and M. Bergamo¹

The four wave interaction process, known as the oscillating two stream instability (OTSI) is considered as one of the mechanisms responsible for stabilizing the electron beams associated with solar type III radio bursts. It has been reported that (1) an intense localized Langmuir wave packet associated with a type III burst contains the spectral characteristics of the OTSI: (a) a resonant peak at the local electron plasma frequency, f_{pe} , (b) a Stokes peak at a frequency slightly lower than f_{pe} , (c) anti-Stokes peak at a frequency slightly higher than f_{pe} , and (d) a low frequency enhancement below a few hundred Hz, (2) the frequencies and wave numbers of these spectral components satisfy the resonance conditions of the OTSI, and (3) the peak intensity of the wave packet is well above the thresholds for the OTSI as well as spatial collapse of envelope solitons. Here, for the first time, applying the trispectral analysis on this wave packet, we show that the tricoherence, which measures the degree of coherent four-wave coupling amongst the observed spectral components exhibits a peak. This provides an additional evidence for the OTSI and related spatial collapse of Langmuir envelope solitons in type III burst sources.

1. Introduction

Solar type III radio bursts are characterized by very fast negative frequency drifts from hundreds of MHz to tens of kHz. *Ginzburg and Zheleznyakov* [1958] were the first to propose that the production of these bursts involves the excitation of high levels of Langmuir waves at local electron plasma frequency $f_{pe} = 9n_e^{1/2}$, where n_e is the electron density in m^{-3} by flare accelerated electron beam through bump-on-tail instability [*Bohm and Gross*, 1949], and their subsequent conversion into radio emissions at f_{pe} and $2f_{pe}$, which has been confirmed by the in situ detection of Langmuir waves [*Gurnett and Anderson*, 1976, 1977] as well as electron beams [*Lin*, 1970; *Lin et al.*, 1973, 1986]. According to *Sturrock* [1964], the excitation of Langmuir waves would extract all the streaming energy from the electron beam within 100 km or less, whereas, the bump-on-tail distributions of electron beams are detected [*Lin et al.*, 1986] over the distances of 1 AU and more. It is now believed that some nonlinear process removes the Langmuir waves rapidly from the spectral regions of resonance with the beam, which leads to the beam stabilization. For example, the induced scattering off ion clouds, which is the electrostatic decay (ESD) of initial Langmuir wave into a daughter Langmuir wave

and an ion sound wave when $T_e > T_i$ [*Bardwell and Goldman*, 1976] is proposed as one of such mechanisms [*Kaplan and Tsytoich*, 1968], where, T_e and T_i are the electron and ion temperatures, respectively. Although the signatures of electrostatic decay are observed in the type III sources [*Lin et al.*, 1986; *Gurnett et al.*, 1993; *Hospodarsky and Gurnett*, 1995; *Thejappa and MacDowall*, 1998; *Thejappa et al.*, 2003; *Henri et al.*, 2009], their time scale appears to be too long to prevent the plateau formation [*Zheleznyakov and Zaitsev*, 1970].

The type III associated Langmuir waves are usually estimated to be very intense and therefore, the four-wave interaction called the oscillating two stream instability (OTSI) [*Papadopoulos et al.*, 1974; *Smith et al.*, 1979; *Goldstein et al.*, 1979], and related soliton formation and spatial collapse [*Zakharov*, 1972; *Nicholson et al.*, 1978] are proposed as the most effective beam stabilization mechanisms. The OTSI excites a low frequency ion density perturbation of frequency and wave number (Ω , q), which can beat with two of the beam-excited Langmuir waves of frequency and wave number (f_{pe} , k_L) and produce down-shifted ($f_{pe} - \Omega$, $k_L - q$)(Stokes) and up-shifted ($f_{pe} + \Omega$, $k_L + q$) (anti-Stokes) modes, respectively. The spatial collapse, on the other hand occurs due to intensification of the localized Langmuir wave packet in the self generated shrinking density cavity. Some possible evidence for the strong turbulence processes in the Jupiter's foreshock [*Gurnett et al.*, 1981], in the solar wind [*Kellogg et al.*, 1992], and in the source regions of type III bursts [*Thejappa et al.*, 1993; *Thejappa and MacDowall*, 1998; *Thejappa et al.*, 1999; *Thejappa and MacDowall*, 2004] was reported.

In a recent study, *Thejappa et al.* [2012] have reported the STEREO/SWAVES [*Bougeret et al.*, 2008] high time resolution observations of an isolated localized type III associated Langmuir wave packet with short duration of ~ 3.2 ms. These authors have shown that (1) the spectrum of this wave packet contains the characteristics of OTSI, namely, an intense peak at f_{pe} , and two side bands at slightly lower and higher than f_{pe} , and a low frequency enhancement below a few hundred Hz, (2) the frequencies and wave numbers of these spectral components satisfy the resonance conditions of the OTSI, and (3) the peak intensity of the wave packet is well above the thresholds for the OTSI as well as for the formation of envelope solitons collapsed to a few hundred Debye lengths. Based on these observations, it has been argued that the OTSI and spatial collapse control the beam plasma interactions in the solar type III radio bursts.

In this study, for the first time, we will apply trispectral analysis on this Langmuir wave packet and compute the tricoherence. We will show that the tricoherence spectrum exhibits a peak, which is an indicative of the four-wave interaction of type OTSI. We argue that the high degree of phase coherence between the spectral components of the wave packet provides an additional evidence for the OTSI and related strong turbulence processes in the solar type III radio bursts as correctly concluded by *Thejappa et al.* [2012]. In section 2, we review the observations, in section 3, we present the trispectral analysis and in section 4, we present the conclusions.

¹Department of Astronomy, University of Maryland, College Park, MD, USA

²NASA/Goddard Space Flight Center, Greenbelt USA

2. Review of Observations

In Fig. 1, the fast drifting emission from very high frequencies to the local electron plasma frequency, $f_{pe} \sim 30$ kHz is identified as the local type III burst, and the non-drifting emissions in the interval 27-32 kHz are identified as the Langmuir waves. Time Domain Sampler (TDS) of the

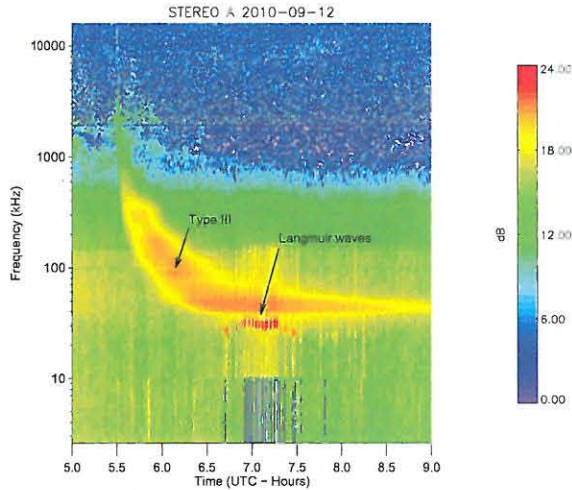


Figure 1. Dynamic spectrum of a local type III radio burst (fast drifting emission from ~ 5 MHz down to ~ 30 kHz) and associated Langmuir waves (non-drifting emissions in the frequency interval 27-32 kHz).

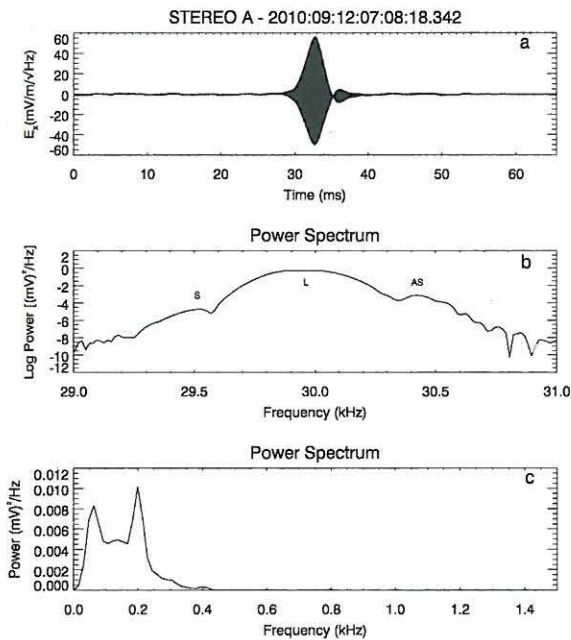


Figure 2. (a) The Langmuir wave packet observed by the Time Domain Sampler (TDS) during the type III event of Fig. 1, (b) The narrow spectrum around $f \sim f_{pe} \sim 30$ kHz. The L, S, and AS correspond to the beam excited Langmuir wave, Stokes peak at ~ 29.54 kHz, and anti-Stokes peak at ~ 30.41 kHz, respectively, and (c) Low frequency spectrum: the enhancement below 450 Hz is probably due to ion-sound waves

SWAVES experiment [Kellogg *et al.*, 2009], which samples the A/C electric field from 3 orthogonal antennas has resolved these Langmuir waves into intense waveforms, each of which contains 16384 samples with an acquisition rate of 250,000 samples per second (a time step of 4 μ s for a total duration of 65 ms). The most intense wave packet, captured by the E_x antenna is shown in Fig. 2a. The peak electric field strength E_L and $\frac{1}{e}$ -power duration τ of this event are 56.5 mV m^{-1} and ~ 3.2 ms, respectively. The narrow spectrum of this event, as seen in Fig. 2b shows an intense peak (L) at $f_{pe} \sim 30$ kHz, corresponding to $n_e \sim 1.1 \times 10^7 \text{ m}^{-3}$, a Stokes peak (S) at ~ 29.54 kHz, which is slightly less than f_{pe} and an anti-Stokes peak (AS) at ~ 30.41 kHz, which is slightly higher than f_{pe} . The spectrum, as shown in Fig. 2c clearly shows a low frequency enhancement corresponding to ion-sound waves below 450 Hz. The STEREO/PLASTIC experiment [Galvin *et al.*, 2008] has measured the solar wind speed v_{sw} as $\sim 450 \text{ km s}^{-1}$. We assume that the electron temperature T_e is $\sim 10^5 \text{ K}$ during this event. Assuming that the type III electrons propagate along the Parker's spiral field lines, we fit a frequency drift curve to the dynamic spectrum and estimate the beam speed v_b as $\sim 0.22c$ for the RAE density model [Fainberg and Stone, 1971], where c is the velocity of light. However, the pitch angle scattering is known to increase the path length of electron beams by a factor of $\alpha = 1.3$ to 1.7 [Alvarez *et al.*, 1975; Lin *et al.*, 1973]. This implies that if we incorporate these corrections into the estimates of the beam speeds, they will lie in the range from $\sim 0.29c$ to $\sim 0.37c$. Accordingly, the wave number of the Langmuir waves $k_L = \frac{\omega_{pe}}{v_b} \sim 2.9 \times 10^{-3} \text{ m}^{-1}$ estimated for $v_b = 0.22c$ will decrease to the values from $\sim 2.2 \times 10^{-3} \text{ m}^{-1}$ to $\sim 1.7 \times 10^{-3} \text{ m}^{-1}$. We estimate the rest of the parameters as: (1) Debye length, $\lambda_{De} = 69 T_e^{1/2} n_e^{-1/2} \sim 6.6 \text{ m}$, and (2) the normalized peak energy density $\frac{W_L}{n_e T_e} = \frac{\epsilon_0 E_L^2}{2 n_e T_e} \simeq 10^{-3}$, and (3) the $\frac{1}{e}$ -power spatial scale of the wave packet $S \sim 219 \lambda_{De}$ (using the relation $S \sim \tau v_{sw}$).

It was argued that these observations of a strong Langmuir wave peak with upper and lower sidebands (Fig. 2b), together with low frequency enhancement (Fig. 2c) are strongly suggestive of OTSI, in which, the beam driven Langmuir wave is the pump wave, the modes corresponding to sidebands and low frequency waves are the nonlinearly excited daughter waves. The frequency matching condition $2f_L = f_S + f_{AS}$ is easily satisfied, since the frequency shifts of the Stokes and anti-Stokes modes are symmetric with respect to the Langmuir wave pump, being $\sim 442.5 \text{ Hz}$ and $\sim 427 \text{ Hz}$, respectively, which in turn are in good agreement with the frequencies of the observed ion sound waves of $< 450 \text{ Hz}$. The wave numbers \vec{k} of the side bands are estimated using the expression for the frequency shift [Gurnett *et al.*, 1981] $\Delta f = \frac{v_{sw}}{2\pi\lambda_{De}} (k\lambda_{De}) \cos\theta + f_{pe} (-1 + (1 + 3(k\lambda_{De})^2)^{1/2})$, where, the first and second terms correspond to the Doppler shift caused by the motion of the solar wind and intrinsic frequency variation caused by the dispersion relation, respectively, and θ is the angle between \vec{k} and \vec{v}_{sw} ; $\theta = 0$ and $\theta = \pi$ correspond to the anti-Stokes and Stokes modes propagating away from and toward the Sun, respectively. By plugging the measured Δf of $\sim 442.5 \text{ Hz}$ and 427 Hz in this equation, $k\lambda_D$ is estimated as ~ 0.03 and ~ -0.05 , for the anti-Stokes and Stokes modes, respectively, which suggest that the pump Langmuir waves with $k_L\lambda_{De} \sim 10^{-2}$ are pumped into those of forward and backward propagating daughter waves with large wave numbers. The upper limit of the wave numbers of the ion sound waves can be estimated using the relation $q = \frac{2\pi\Omega}{v_{sw}}$, since their phase velocities are usually well below v_{sw} . Thus, for $\Omega = 450 \text{ Hz}$

and $v_{sw} = 450 \text{ km s}^{-1}$, it is estimated that $q \simeq 5.6 \times 10^{-3} \text{ m}^{-1}$ and $q\lambda_{De} \simeq 0.036$. These wavenumbers are comparable to those of the sideband emissions, and the matching condition $\vec{k} = \vec{k}_L \pm \vec{q}$ is easily satisfied, yielding $|\vec{k}| \simeq |\vec{q}|$, since $k_L \ll q$.

The threshold for the OTSI [Zakharov, 1972] $\frac{W_L}{n_e T_e} > (k_L \lambda_{De})^2$ is easily satisfied, since the observed $\frac{W_L}{n_e T_e} \sim 10^{-3}$ is well above $(k_L \lambda_{De})^2 \sim \times 10^{-4}$. For the wave packet to be the collapsed soliton, it should satisfy the condition [Thornhill and ter Haar, 1978; Gurnett et al., 1981] $\frac{W_L}{n_e T_e} \geq (\Delta k \lambda_{De})^2$, where $\Delta k = \frac{2\pi}{S}$ is the wavenumber characteristic of the envelope. In the present case, the observed $\frac{W_L}{n_e T_e} \sim 10^{-3}$ is greater than $(\Delta k \lambda_{De})^2 \sim 8 \times 10^{-4}$ obtained for the spatial scale $S \sim 219\lambda_{De}$. This suggests that the observed wave packet is probably the Langmuir envelope soliton, collapsed to the spatial scale of $\sim 219\lambda_{De}$.

3. Trispectral Analysis

The phase coherence between the spectral components is one of the important characteristics of the four-wave interaction, such as the OTSI. In the power spectrum estimation, the waveform is treated as a superposition of statistically uncorrelated harmonic components, and the phase relations between the spectral components are suppressed. The information present in the power spectrum is sufficient for the complete statistical description of any Gaussian process of a known mean. However, in order to extract the information regarding the presence of nonlinearities, we should look beyond the power spectrum. Higher order spectra (HOS), which are defined in terms of the higher order moments or cumulants of the signal contain such information. The third-order spectrum is commonly referred to as bispectrum [Kim and Powers, 1979], the fourth-order one as trispectrum. The information about the phase coherence between four spectral components can be extracted from the waveform data using the trispectral analysis. The trispectral method has been developed and applied to synthetic [Krivtchenko-Berejnoi et al., 1995a, b; Lefeuvre et al., 1995] and to simulated data [Soucek et al., 2003]. The trispectral analysis can detect the phase relationships among four Fourier components, which is the key information regarding four-wave interactions. In OTSI, the sidebands interact with the strong beam excited Langmuir waves simultaneously satisfying the matching rules for the wavenumbers as well as for frequencies. For the OTSI type of four-wave interactions, the cumulant based trispectrum is given by [Krivtchenko-Berejnoi et al., 1995a]

$$T(1, 2, 3) = E[X_1 X_2 X_3^* X_4^*] - N(1, 2, 3, 4), \quad (1)$$

where (X_1, X_2, X_3) and X_4 are the complex Fourier components of the signal corresponding to frequencies

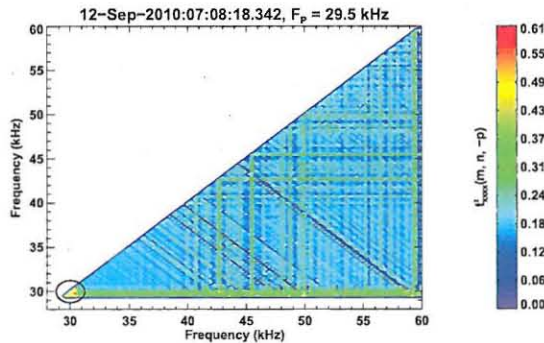


Figure 3. The cross-section at $f = 29.5 \text{ kHz}$ of the trispectrum spectrum of the TDS event of Fig. 2a.

f_1, f_2, f_3 and f_4 , $N(1, 2, 3, 4) = E[X_1 X_2]E[X_3^* X_4^*] + E[X_1 X_3^*]E[X_2 X_4^*] + E[X_1 X_4^*]E[X_2 X_3^*]$, $f_4 = f_1 + f_2 - f_3$, and $E[\cdot]$ is the expectation operator. The tricoherence, which is the normalized trispectrum is usually used, because it eliminates the dependence of trispectrum on the amplitude of the signals. The expressions for cumulant based square tricoherence function can be written as [Krivtchenko-Berejnoi et al., 1995a]:

$$t^2(1, 2, 3) = \frac{|T(1, 2, 3)|^2}{(E[|X_1 X_2 X_3^* X_4^*|] + |N(1, 2, 3, 4)|)^2}. \quad (2)$$

A unit value for the tricoherence indicates perfect coupling, a zero value indicates no coupling, and any value between zero and one indicates partial coupling. The triphase is the phase of the tricoherence. The tricoherence quantifies the fraction of the total product of powers at the frequency quartet, $(f_1, f_2, f_3, f_1 + f_2 - f_3)$, that is owing to cubically phase-coupled modes. The tricoherence is zero for a Gaussian process.

For Gaussian process, due to statistical fluctuations, the estimate of the tricoherence from a finite data record will not be zero. Therefore, the method of periodograms is usually used to estimate the trispectrum and tricoherence. This involves the division of the data record of N samples into M time intervals and calculation of the ensemble averaged estimates over all intervals. In this study, we have used the segment length $N = 1000$ (0.004s), number of segments $M = 16$, Hamming windowing, and a cumulant estimator. We have calculated the tricoherence spectrum as a function of three frequencies. Since it is difficult to visualize the results in such a 3-D space, we have made the cross-section of the tricoherence domain at the frequency $f_3 = 29.5 \text{ kHz}$, corresponding to the frequency of the Stokes mode. In Fig. 3, we present such a cross section. The tricoherence peak shown as circled feature at $(f_1 = 30 \text{ kHz}, f_2 = 30 \text{ kHz}, f_3 = 29.5 \text{ kHz})$ is due to the phase relation $2\phi_L = \phi_S + \phi_{AS}$, where ϕ_L, ϕ_S and ϕ_{AS} are the phases of the beam-excited Langmuir, Stokes mode and anti-Stokes modes, respectively. The maximum tricoherence t^2 is ~ 0.51 . This significant value of tricoherence provides evidence for the cubic nonlinearity, specifically for four-wave interaction, known as the OTSI.

4. Conclusions

Thejappa et al. [2012] reported that (1) TDS of the SWAVES experiment on STEREO A has captured very coherent and intense Langmuir wave packets in the source region of a local type III radio burst, (2) The spectrum of this wave packet contains the characteristic signatures of oscillating two stream instability (OTSI), namely, (a) a resonant peak at the local electron plasma frequency, f_{pe} , (b) Stokes peak at a frequency slightly lower than f_{pe} , (c) anti-Stokes peak at a frequency slightly higher than f_{pe} , and (d) low frequency enhancement corresponding to ion sound fluctuations; the frequencies and wave numbers of these spectral components satisfy the resonance conditions of OTSI, (2) The observed $\frac{W_L}{n_e T_e} \sim 10^{-3}$, which is well above the threshold for strong turbulence processes, and the short time scale $\sim 3.2 \text{ ms}$ indicate that the observed wave packet is a collapsing Langmuir envelope soliton, (3) the Langmuir collapse follows the plane-wave modulational instability as studied by Zakharov [1972], and (4) the strong turbulence processes are probably responsible for beam stabilization as well as for the observed type III burst fundamental and harmonic emissions.

In this study, for the first time, using the trispectral analysis, we have shown that the tricoherence between the beam excited Langmuir wave and the side bands is ~ 0.51 , which provides evidence for the four wave interaction of the type OTSI and provides an additional support for the conclusions drawn by Thejappa et al. [2012].

Acknowledgments. The research of T. G. is supported by the NASA Grants NNX08AO02G and NNX09AB19G. The SWAVES instruments include contributions from the Observatoire de Paris, University of Minnesota, University of California, Berkeley, and NASA/GSFC.

References

- Alvarez, H., R. P. Lin, and S. J. Bame (1975), Fast solar electrons, interplanetary plasma and km-wave type-III radio bursts observed from the IMP-6 spacecraft *Sol. Phys.*, 44, 485.
- Bardwell, S., and M. V. Goldman (1976), Three-dimensional Langmuir wave instabilities in type III solar radio bursts, *Astrophys. J.*, , 209, 912
- A. O. Benz (2002) *Plasma astrophysics, Kinetic Processes in Solar and Stellar Coronae*, Kluwer.
- Bohm, D., and E.P. Gross (1949), Theory of plasma oscillations: A, Origin of medium-like behavior; B, Excitation and damping of oscillations, *Phys. Rev.*, 75, 1851.
- Bougeret, J.-L. et al., (2008), S/WAVES: The radio and plasma wave investigation on the STEREO Mission, *Spa. Sci. Rev.*, 136, 487.
- Fainberg, J., and R. G. Stone, (1971), Type III solar radio burst storms observed at low frequencies, *Sol. Phys.*, 17, 392.
- Galvin, A. B. et al., (2008), The Plasma and Suprathermal Ion Composition (PLASTIC) Investigation on the STEREO Observatories, 136, *Spa. Sci. Rev.*, 437.
- Ginzburg, V. L., and V. V. Zheleznyakov (1958), On the possible mechanisms of sporadic solar radio emission (radiation in an isotropic plasma), *Sov. Astron.*, 2, 623.
- Goldstein, M. L., R. A. Smith, and K. Papadopoulos (1979), Non-linear stability of solar type III radio bursts. Application to observations near 1 AU, *Astrophys. J.*, , 237, 683.
- Gurnett, D. A., and R. R. Anderson (1976), Electron plasma oscillations associated with type III radio bursts, *Science*, 194, 1159
- Gurnett, D. A., and R. R. Anderson (1977), Plasma wave electric fields in the solar wind: Initial results from Helios 1, *J. Geophys. Res.*, , 82, 632
- Gurnett, D. A., J. E. Maggs, D. L. Gallagher, W. S. Kurth, & D. J. Williams, and F. L. Scarf (1981), Parametric intercession and spatial collapse of beam driven Langmuir wave in the solar wind; *J. Geophys. Res.*, , 86, 8833.
- Gurnett, D. A., G. B. Hospodarsky, W. S. Kurth, D. J. Williams & S.J. Bolton (1993), Fine structure of Langmuir waves produced by a solar electron event, *J. Geophys. Res.*, , 98, 5631.
- Henri, P., C. Briand, A. Mangeney, S. D. Bale, F. Califano, K. Goetz, & M. kaiser (2009), Evidence for wave coupling in type III emissions, *J. Geophys. Res.*, , 114, A03103, doi:10.1029/2008JA013738.
- Hospodarsky, G. B., and D. A. Gurnett (1995), Beat-type Langmuir wave emissions associated with a type III solar radio burst: Evidence of parametric decay, *Geophys. Res. Lett.*, , 22, 1161.
- Kaplan, S. A., and V. N. Tsytovich (1968), Radio emission from beams of fast particles under cosmic conditions, *Sov. Astron.*, 11, 956.
- Kellogg, P. J., K. Goetz, R. L. Howard, & S. Monson (1992), Evidence for Langmuir wave collapse in the interplanetary plasma, *Geophys. Res. Lett.*, , 19, 1303.
- Kellogg, P. J., K. Goetz., S. J. Monson, S. D. Bale, M. J. Reiner, and M. Maksimovic (2009), Plasma wave measurements with STEREO S/WAVES: Calibration, potential model, and preliminary results, *J. Geophys. Res.*, , 114, A02107, doi:10.1029/2008JA013566.
- Kim, Y. C., and E. J. Powers, (1979), Digital bispectral analysis and its applications to nonlinear wave interactions, *IEEE Transactions on Plasma science*, PS-7, 120-131.
- Kravtchenko-Berejnoi, V., F. Lefeuvre, L., V. Krasnoselskikh, and D. Lagoutte (1995), On the use of tricoherent analysis to detect non-linear wave-wave interactions, *Signal Processing* ., 42, 291-309.
- Kravtchenko-Berejnoi, V., V. Krasnoselskikh, D. Mourenas and F. Lefeuvre (1995), Higher-order spectra and analysis of a non-linear dynamic model, *proc. of the Cluster workshop on data analysis tools*, Braunschweig, Germany, 28-30 September 1994 (ESA SP-371, June 1995), 61-67.
- Lefeuvre, F., V. Kravtchenko-Berejnoi, and D. Lagoutte (1995), Higher-order spectra and analysis of a non-linear dynamic model, *proc. of the Cluster workshop on data analysis tools*, Braunschweig, Germany, 28-30 September 1994 (ESA SP-371, June 1995), 51-59.
- Lin, R. P. (1970), The emission and propagation of ~ 40 keV solar flare electrons, *Sol. Phys.*, 12, 266
- Lin, R. P., L. G. Evan, L. G., and J. Fainberg (1973), Simultaneous observations of fast solar electrons and type III radio burst emission near 1 AU, *Astrophys. Lett.*, 14, 191.
- Lin, R. P., W. K. Levedahl, W. Lotko, D. A. Gurnett and F. L. Scarf (1986), Evidence for nonlinear wave-wave interactions in solar type III radio bursts, *Astrophys. J.*, , 308, 954.
- Nicholson, D. R., M. V. Goldman, P. Hoyang, and J. C. Weatherall, (1978), Nonlinear Langmuir waves during type III solar radio bursts, *Astrophys. J.*, , 223, 605.
- Papadopoulos, K., M. L. Goldstein and R. A. Smith, (1974), Stabilization of electron streams in type III solar radio bursts, *Astrophys. J.*, , 190, 175.
- Russell, D. A., DuBois, D. F., and Rose, H. A. 1988, *Phys. Rev. Lett.*, , 60, 581
- Smith, R. A., M. L. Goldstein, and K. Papadopoulos, (1979), Nonlinear stability of solar type III radio bursts, I, Theory, *Astrophys. J.*, , 234, 348.
- Sturrock, P. A., (1964), Type III solar radio bursts, in *Proceedings of AAS- NASA Symposium on the Physics of Solar Flares*, W. N. Hess, eds. (NASA SP-50), p.357.
- Soucek, J., T. Dudok de Wit, V. Krasnoselskikh, and A. Volokitin, (2003), Statistical analysis of nonlinear wave interactions in simulated Langmuir turbulence data, *Anna. Geophys.*, 21, 681-692.
- Thejappa, G., Lengyel-Frey, D., Stone, R. G. and M. L. Goldstein (1993), Evaluation of emission mechanisms at ω_{pe} using Ulysses observations of type III bursts, *Astrophys. J.*, , 416, 831.
- Thejappa, G., and R. J. MacDowall (1998), Evidence for strong and weak turbulence processes in the source region of a local type III radio burst, *Astrophys. J.*, , 498, 465.
- Thejappa, G., M. L. Goldstein, R. J. MacDowall, K. Papadopoulos, and R. G. Stone (1999), Evidence for Langmuir envelope solitons in solar type III radio burst source regions, *J. Geophys. Res.*, , 104, 28279.
- Thejappa, G., MacDowall, R. J., Scime, E. E., and J. E. Littleton (2003), Evidence for electrostatic decay in the solar wind at 5.2 AU, *J. Geophys. Res.*, , 108, 1139
- Thejappa, G., and R. J. MacDowall, (2004), High frequency ion sound waves associated with Langmuir waves in type III radio burst source regions , *Nonlinear Processes in Geophysics*, 11, 411.
- Thejappa, G., R. J. MacDowall, M. Bergamo and K. Papadopoulos, 1012, Evidence for the oscillating two stream instability and spatial collapse of Langmuir waves in a solar type III radio burst, *Astrophys. J.*, (in press).
- Thornhill, S. G., and D. ter Haar (1978), Langmuir turbulence and modulational instability, *Phys. Reports*, 43, 43.
- Zakharov, V. E, (1972), Collapse of Langmuir waves, *Sov. Phys.-JETP*, 35, 908.
- Zakharov, V. E, Musher, S. L., and A. M. Rubenchik (1985), Hamiltonian approach to the description of non-linear plasma phenomena, *Phys. Rep.*, 129, 285
- Zheleznyakov, V. V., and V. V. Zaitsev (1970), Contribution to the theory of type III solar radio bursts. I., *Sov. Astron.*, 14, 47.

G. Thejappa, Department of Astronomy, University of Maryland, College Park, MD 20742, USA. (thejappa.golla@nasa.gov)

R. J. MacDowall, NASA/Goddard Space Flight Center, Greenbelt MD 20771, USA

M. Bergamo, Department of Astronomy, University of Maryland, College Park, MD 20742, USA