

NASA/TM—2012-217716



Correlation of Helium Solubility in Liquid Nitrogen

*Neil T. Van Dresar and Gregory A. Zimmerli
Glenn Research Center, Cleveland, Ohio*

October 2012

NASA STI Program . . . in Profile

Since its founding, NASA has been dedicated to the advancement of aeronautics and space science. The NASA Scientific and Technical Information (STI) program plays a key part in helping NASA maintain this important role.

The NASA STI Program operates under the auspices of the Agency Chief Information Officer. It collects, organizes, provides for archiving, and disseminates NASA's STI. The NASA STI program provides access to the NASA Aeronautics and Space Database and its public interface, the NASA Technical Reports Server, thus providing one of the largest collections of aeronautical and space science STI in the world. Results are published in both non-NASA channels and by NASA in the NASA STI Report Series, which includes the following report types:

- **TECHNICAL PUBLICATION.** Reports of completed research or a major significant phase of research that present the results of NASA programs and include extensive data or theoretical analysis. Includes compilations of significant scientific and technical data and information deemed to be of continuing reference value. NASA counterpart of peer-reviewed formal professional papers but has less stringent limitations on manuscript length and extent of graphic presentations.
- **TECHNICAL MEMORANDUM.** Scientific and technical findings that are preliminary or of specialized interest, e.g., quick release reports, working papers, and bibliographies that contain minimal annotation. Does not contain extensive analysis.
- **CONTRACTOR REPORT.** Scientific and technical findings by NASA-sponsored contractors and grantees.

- **CONFERENCE PUBLICATION.** Collected papers from scientific and technical conferences, symposia, seminars, or other meetings sponsored or cosponsored by NASA.
- **SPECIAL PUBLICATION.** Scientific, technical, or historical information from NASA programs, projects, and missions, often concerned with subjects having substantial public interest.
- **TECHNICAL TRANSLATION.** English-language translations of foreign scientific and technical material pertinent to NASA's mission.

Specialized services also include creating custom thesauri, building customized databases, organizing and publishing research results.

For more information about the NASA STI program, see the following:

- Access the NASA STI program home page at <http://www.sti.nasa.gov>
- E-mail your question to help@sti.nasa.gov
- Fax your question to the NASA STI Information Desk at 443-757-5803
- Phone the NASA STI Information Desk at 443-757-5802
- Write to:
STI Information Desk
NASA Center for AeroSpace Information
7115 Standard Drive
Hanover, MD 21076-1320

NASA/TM—2012-217716



Correlation of Helium Solubility in Liquid Nitrogen

*Neil T. Van Dresar and Gregory A. Zimmerli
Glenn Research Center, Cleveland, Ohio*

National Aeronautics and
Space Administration

Glenn Research Center
Cleveland, Ohio 44135

October 2012

Acknowledgments

We thank E.W. Lemmon at National Institute of Standards and Technology (NIST) for providing the solubility data and references used to develop the correlation. This work was supported by NASA through the Cryogenic Propellant Storage and Transfer Technology Maturation Program.

Trade names and trademarks are used in this report for identification only. Their usage does not constitute an official endorsement, either expressed or implied, by the National Aeronautics and Space Administration.

Level of Review: This material has been technically reviewed by technical management.

Available from

NASA Center for Aerospace Information
7115 Standard Drive
Hanover, MD 21076-1320

National Technical Information Service
5301 Shawnee Road
Alexandria, VA 22312

Available electronically at <http://www.sti.nasa.gov>

Correlation of Helium Solubility in Liquid Nitrogen

Neil T. Van Dresar and Gregory A. Zimmerli
National Aeronautics and Space Administration
Glenn Research Center
Cleveland, Ohio 44135

Abstract

A correlation has been developed for the equilibrium mole fraction of soluble gaseous helium in liquid nitrogen as a function of temperature and pressure. Experimental solubility data was compiled and provided by National Institute of Standards and Technology (NIST). Data from six sources was used to develop a correlation within the range of 0.5 to 9.9 MPa and 72.0 to 119.6 K. The relative standard deviation of the correlation is 6.9 percent.

Introduction

Although liquid nitrogen (LN₂) is not a propellant, it is often used for ground-based testing of cryogenic propulsion systems. It is a safer and less costly alternative test fluid for liquid oxygen (LO₂) or liquid methane (LCH₄). Often LN₂ is substituted for other cryogenic propellants in the early stages of testing, and it is typically used in preparing test hardware for follow-on testing with the actual propellants of interest, such as LO₂, LCH₄, or liquid hydrogen (LH₂). Since LN₂ systems pressurized with helium are commonly tested, a convenient method of accurately estimating the amount of helium dissolved in the LN₂ would be useful. In a previous publication (Ref. 1), correlations for helium solubility in LO₂, LCH₄, and LH₂ were reported. In this report, we present a similar correlation for helium in LN₂.

Data Analysis and Correlation

As was the case for the previous work, the solubility data was provided by Lemmon at the National Institute of Standards and Technology (NIST), who compiled the data from various published sources and corrected the data to conform to the latest ITS-90 temperature scale (Ref. 2). The data was provided in tabular form consisting of total pressure (P , in MPa), temperature (T , in K), helium mole fraction in LN₂ (x), and the original data source.

Our correlation for helium-nitrogen is of the form

$$x = p^* \cdot \exp(a_0 + a_1 T + b_0 p^*) \quad (1)$$

where x is the mole fraction of helium in liquid nitrogen, p^* is a dimensionless pressure defined as $p^* = (P - P_0)/P_{\text{ref}}$, where P is the total pressure (sum of liquid nitrogen vapor pressure plus the partial pressure of the helium pressurant gas), P_0 is the saturated vapor pressure of pure LN₂ at temperature T , P_{ref} is a reference pressure defined as 1 MPa, and a_0 , a_1 , and b_0 are empirically determined coefficients. The value of P_0 was determined using NIST's Standard Reference Database 23 software program REFPROP (Ref. 3). The coefficients a_0 , a_1 , and b_0 were obtained via multiple linear regression fitting of the data. The goodness of fit was evaluated by use of the relative standard deviation calculated as

$$\sigma_R = \sqrt{\frac{\sum (x_{\text{fit}} - x)^2}{N}} \quad (2)$$

where x_{fit} is the fitted mole fraction value, x is the reported value, and N is the number of reported values.

As done previously for LCH₄ and LO₂, we limited the pressure to 0 to 10 MPa and did not include data very close to nitrogen's critical temperature (126.2 K). Data below the normal boiling point (77.3 K) did not fit the correlation as well as higher temperature data, so data at temperatures significantly lower than the NBP were also excluded. Data from each individual source was first analyzed separately. Some of the data was deemed to be of lesser quality and was excluded. Reasons for exclusion were a large σ_R for data from an individual source or an insufficient number of reported significant digits in values of x . Data from six sources (Refs. 4 to 9) were used to develop the correlation. One of the data sets (DeVaney et al. (Ref. 6)) was substantially larger than the others due to a high number of repeated measurements (as many as six) at each individual pair of P and T . For this source, average values of x were computed for each (P,T) pair. Another source (Davis et al. (Ref. 5)) reported two measurements of x at each (P,T) pair; these were averaged as well. In some of the remaining data sets, there were occasional repeated tests with close values of pressure for the same temperature; these pairs were then averaged for P and x . Only two of the data sources (DeVaney et al. (Ref. 6) and Kharakhorin (Ref. 7)) contained data points for p^* greater than 7. However, these sources showed substantial scatter at low p^* , so only data from mid-to-high p^* was used. The low p^* data (with high scatter) from these two sources was omitted as other sources were available to provide data for the low p^* region.

The best-fit correlation for helium mole fraction in liquid nitrogen for the set of data described above is

$$x = p^* \cdot \exp\left(-9.727 + \frac{0.0472}{K} \cdot T - 0.025 \cdot p^*\right) \quad (3)$$

Data in the range 0.5 to 9.9 MPa and 72.0 to 119.6 K were used to obtain this correlation. The percent relative standard deviation of fitted values from the data considered is 6.9 percent ($N = 102$).

In Figures 1 to 3, the data is plotted as $\ln(x/p^*)$ versus p^* . In each figure, the solid lines representing fixed temperatures were generated from Equation (3). Each figure shows the temperature dependence of the solubility as well as the linear pressure dependence of $\ln(x/p^*)$. Figure 1 shows data that fits the correlation very well. Figure 2 shows data sets where the pressure dependence is slightly less than the correlation prediction and also shows the correlation over-predicts the solubility for two of the sources (DeVaney et al. (Ref. 6) and Skripka (Ref. 8)) at low temperatures. Opposite trends are shown in Figure 3, where the pressure dependence is greater than the correlation prediction and the correlation under-predicts the solubility for two different sources (Burch (Ref. 4) and Davis et al. (Ref. 5)) at low temperature.

The temperature dependence of helium solubility in LN₂ is shown in Figure 4. The correlation fits the data very well at higher temperatures, while at the low end of the temperature range, small differences are apparent, depending on the source of the data.

As an example calculation, consider LN₂ at its NBP (77.3 K) pressurized with helium to a total pressure of 1.72 MPa. Therefore, $p^* = 1.62$ and the equilibrium solubility mole fraction calculated from Equation (3) is $x = 0.36 \pm 0.025$ percent. Similar example calculations were given in Reference 1 for helium solubility in LO₂ and LCH₄ at the same pressure (1.72 MPa) and the respective NBP for each liquid. For both LO₂ and LCH₄ at these conditions, the helium mole fraction was $x = 0.13$ percent, thus indicating, on a mole fraction basis, that helium is almost three times as soluble in LN₂ as in LO₂ or LCH₄ for the example conditions.

Summary

Solubility data for the mole fraction of gaseous helium in liquid nitrogen from various sources has been correlated as a function of temperature and pressure. The correlation is valid over a broad range of temperature and pressure and should be valuable in the testing and analysis of cryogenic propulsion test systems when liquid nitrogen is utilized.

References

1. Zimmerli, G.A., Asipauskus, M., Van Dresar, N.T., *Cryogenics*, 2010;50:556-560.
2. Lemmon, E.W., Private communication.
3. Lemmon, E.W., Huber, M.L., McLinden, M.O., NIST standard reference database 23: reference fluid thermodynamic and transport properties-REFPROP, Version 8.0. National Institute of Standards and Technology, Standard Reference Data Program, Gaithersburg: 2007.
4. Burch, R.J., "Low Temperature Phase Equilibria of the Gas-Liquid System Helium-Neon-Nitrogen," *J. Chem. Eng. Data*, Volume 9, Number 1, pp. 19-24, 1964.
5. Davis, J.A., Rodewald, N. and Kurata, F., "An Apparatus for Phase Studies between 20 K and 300 K," *Ind. Eng. Chem.*, Volume 55, Number 11, pp. 36-42, 1963.
6. DeVaney, W.E., Dalton, B.J. and Meeks, J.C. Jr., "Vapor-Liquid Equilibria of the Helium-Nitrogen System," *J. Chem. Eng. Data*, Volume 8, Number 4, pp. 473-478, 1963.
7. Kharakhorin, F.F., "The Phase Relations in Systems of Liquefied Gases. The Binary Mixture Nitrogen - Helium," *Foreign Pat. Technol.*, Volume 9, Number 11/12, pp. 397-410, 1941; transl. of *Zh. Tekh. Fiz.*, Volume 10, Number 18, pp. 1533-40, 1940.
8. Skripka, V.G., "Virial Coefficients of Inert and Associated Gases in the Low Temperature Region. Second Virial Coefficients of Oxygen, Nitrogen, Argon, Helium, Neon, Hydrogen, Deuterium and Krypton at Temperatures below 150 K," *Tr., Vses. Nauchno-Issled. Inst. Kislorodn. Mashinostr.*, Volume 10, pp. 163-183, 1965.
9. Streett, W.B., "Gas-Liquid and Fluid-Fluid Phase Separation in the System Helium-Nitrogen Near the Critical Temperature of Nitrogen," *Chem. Eng. Prog., Symp. Ser.*, Volume 63, Number 81, pp. 37-42, 1967.

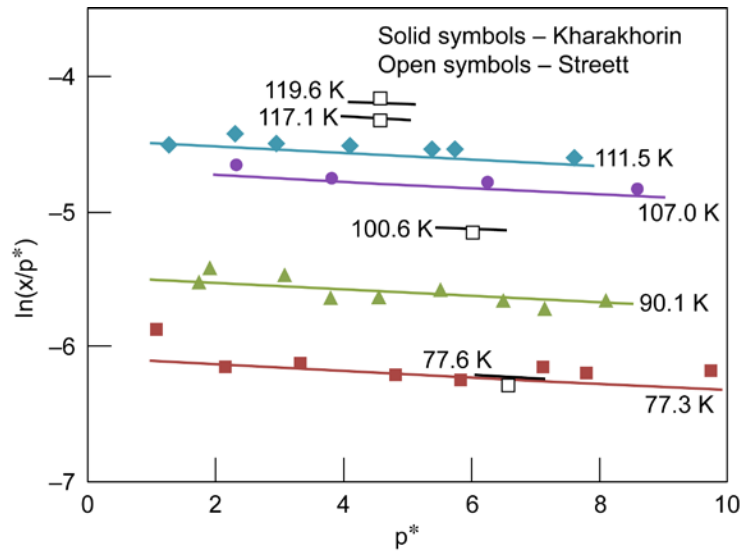


Figure 1.—Mole fraction solubility of helium in liquid nitrogen divided by dimensionless pressure as a function of dimensionless pressure. Data of Kharakhorin (Ref. 7) and Streett (Ref. 9).

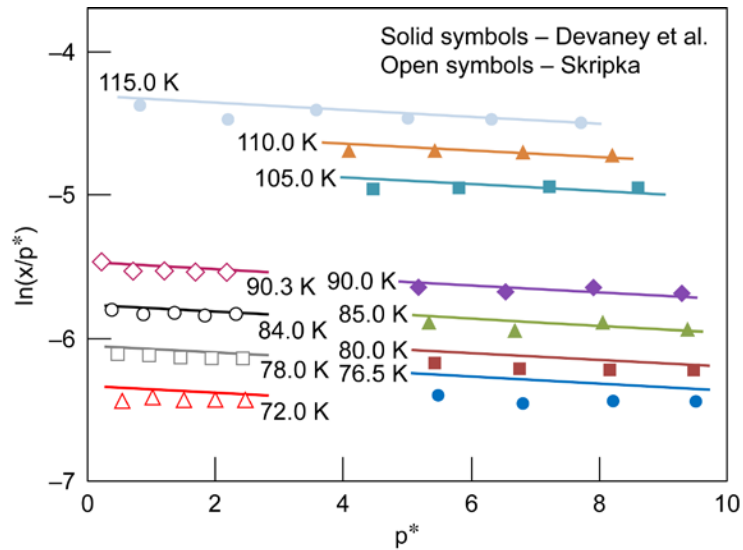


Figure 2.—Mole fraction solubility of helium in liquid nitrogen divided by dimensionless pressure as a function of dimensionless pressure. Data of Devaney et al. (Ref. 6) and Skripka (Ref. 8).

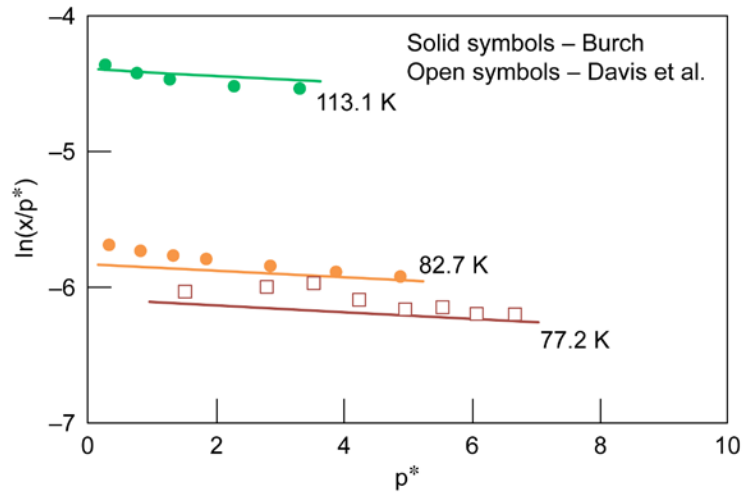


Figure 3.—Mole fraction solubility of helium in liquid nitrogen divided by dimensionless pressure as a function of dimensionless pressure. Data of Burch (Ref. 4) and Davis et al. (Ref. 5).

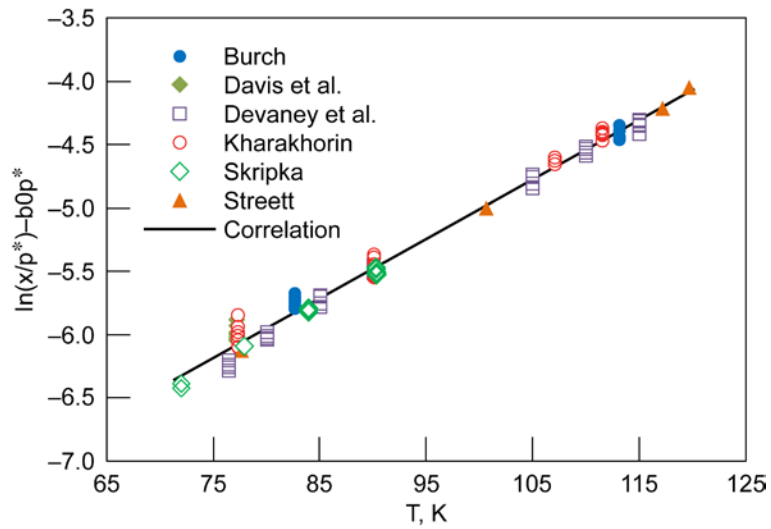


Figure 4.—Mole fraction solubility of helium in liquid nitrogen as a function of temperature.

REPORT DOCUMENTATION PAGE			Form Approved OMB No. 0704-0188		
<p>The public reporting burden for this collection of information is estimated to average 1 hour per response, including the time for reviewing instructions, searching existing data sources, gathering and maintaining the data needed, and completing and reviewing the collection of information. Send comments regarding this burden estimate or any other aspect of this collection of information, including suggestions for reducing this burden, to Department of Defense, Washington Headquarters Services, Directorate for Information Operations and Reports (0704-0188), 1215 Jefferson Davis Highway, Suite 1204, Arlington, VA 22202-4302. Respondents should be aware that notwithstanding any other provision of law, no person shall be subject to any penalty for failing to comply with a collection of information if it does not display a currently valid OMB control number.</p> <p>PLEASE DO NOT RETURN YOUR FORM TO THE ABOVE ADDRESS.</p>					
1. REPORT DATE (DD-MM-YYYY) 01-10-2012		2. REPORT TYPE Technical Memorandum		3. DATES COVERED (From - To)	
4. TITLE AND SUBTITLE Correlation of Helium Solubility in Liquid Nitrogen			5a. CONTRACT NUMBER		
			5b. GRANT NUMBER		
			5c. PROGRAM ELEMENT NUMBER		
6. AUTHOR(S) Van Dresar, Neil, T.; Zimmerli, Gregory, A.			5d. PROJECT NUMBER		
			5e. TASK NUMBER		
			5f. WORK UNIT NUMBER WBS 645454.01.04.04.02		
7. PERFORMING ORGANIZATION NAME(S) AND ADDRESS(ES) National Aeronautics and Space Administration John H. Glenn Research Center at Lewis Field Cleveland, Ohio 44135-3191			8. PERFORMING ORGANIZATION REPORT NUMBER E-18428		
9. SPONSORING/MONITORING AGENCY NAME(S) AND ADDRESS(ES) National Aeronautics and Space Administration Washington, DC 20546-0001			10. SPONSORING/MONITOR'S ACRONYM(S) NASA		
			11. SPONSORING/MONITORING REPORT NUMBER NASA/TM-2012-217716		
12. DISTRIBUTION/AVAILABILITY STATEMENT Unclassified-Unlimited Subject Category: 28 Available electronically at http://www.sti.nasa.gov This publication is available from the NASA Center for AeroSpace Information, 443-757-5802					
13. SUPPLEMENTARY NOTES					
14. ABSTRACT A correlation has been developed for the equilibrium mole fraction of soluble gaseous helium in liquid nitrogen as a function of temperature and pressure. Experimental solubility data was compiled and provided by National Institute of Standards and Technology (NIST). Data from six sources was used to develop a correlation within the range of 0.5 to 9.9 MPa and 72.0 to 119.6 K. The relative standard deviation of the correlation is 6.9 percent.					
15. SUBJECT TERMS Helium; Liquid nitrogen; Solubility					
16. SECURITY CLASSIFICATION OF:			17. LIMITATION OF ABSTRACT	18. NUMBER OF PAGES	19a. NAME OF RESPONSIBLE PERSON
a. REPORT	b. ABSTRACT	c. THIS PAGE			19b. TELEPHONE NUMBER (include area code)
U	U	U	UU	12	STI Help Desk (email:help@sti.nasa.gov) 443-757-5802

