



Working Group on Numerical Experimentation (WGNE)  
Exercise on Aerosol Impact on NWP

# Evaluating the Impact of Aerosols on Numerical Weather Prediction

Arlindo da Silva

*Arlindo.dasilva@nasa.gov*

*Global Modeling and Assimilation Office, NASA/GSFC*

*with input from Saulo Freitas, Angela Benedetti and many participants*

World Weather Open Science Conference  
Montreal, Canada  
16-21 August 2014

# Outline



- Goals of Exercise
- Proposed case studies
- Participating Centers & modeling systems
- Webpage and analysis tool
- Preliminary results
  - Case 1: Dust Storm over Egypt
  - Case 2: Extreme Pollution Event in China
  - ~~Case 3: Biomass Burning~~
- Concluding Remarks

# Aerosol Direct effect



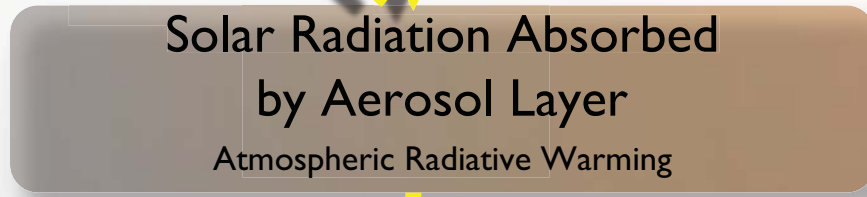

Solar Radiation Scattered to Space

Solar Radiation Scattered to Space



Mostly Scattering Aerosol

Mostly Absorbing Aerosol



Less Solar Radiation Reaches Surface

Less Solar Radiation Reaches Surface

Surface Radiative Cooling

Surface Radiative Cooling




(e.g. sulfate, sea salt aerosols)




(e.g. black carbon, dust aerosols)

# Aerosol INDirect effect



graphic courtesy NASA  
Earth Observatory



graphic courtesy NASA  
Earth Observatory

Larger cloud droplets,  
less reflective cloud.

Twomey Effect

Smaller cloud droplets,  
more reflective cloud.

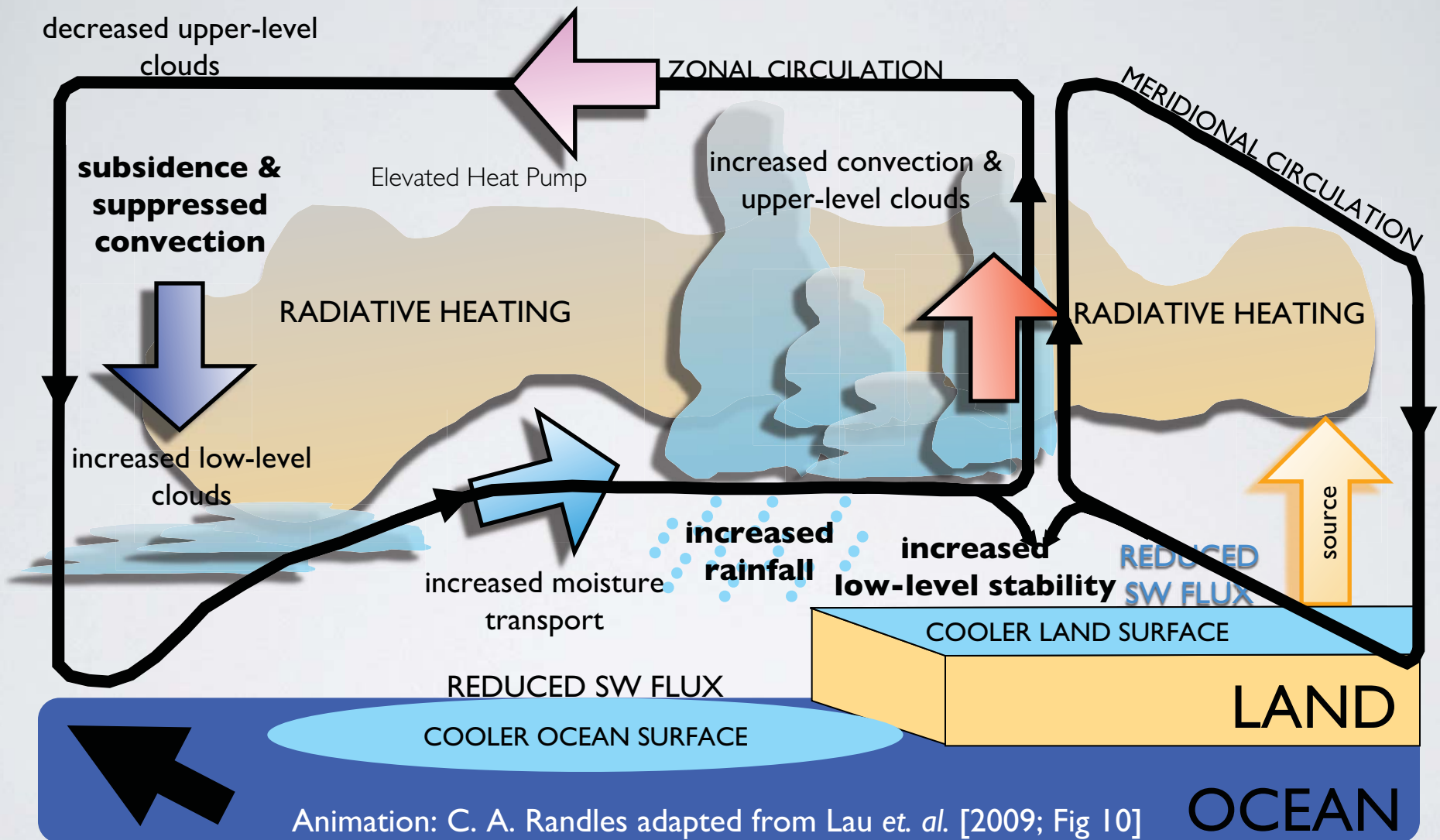
**Less Aerosols** Increased Cooling by Clouds **More Aerosols**

Larger cloud droplets,  
droplets rain out easier,  
clouds dissipate quicker.

Albrecht Effect

Smaller cloud droplets,  
droplets rain out less,  
longer-lived clouds.

# Absorption-CIRCULATION INTERACTIONS



Widespread absorbing aerosol layers can impact large-scale circulation and precipitation patterns like the Indian Monsoon (e.g. Ramanathan and Carmichael, *Nature*, 2008).

# Goals of the WGNE\* Exercise



1. How important are aerosols for predicting the physical system (NWP, seasonal, climate) as distinct from predicting the aerosols themselves?
2. How important is atmospheric model quality for air quality forecasting?
3. What are the current capabilities of NWP models to simulate aerosol impacts on weather prediction?

\* WGNE is a Joint Working Group of the Commission for Atmospheric Sciences and the World Climate Research Programme.

# Approach



- Select strong or persistent events of aerosol pollution worldwide that could be fairly represented in the current NWP model allowing the evaluation of aerosol impacts on weather prediction.
- Perform model runs both including and not the feedback from the aerosol interaction with radiation and clouds.
- Evaluate aerosol simulation
  - AOD or related parameter
  - Verification: AERONET, MODIS, MISR
- Evaluate aerosol impact on meteorology:
  - 2-meter temperature, dew point temperature, 10-meter wind
  - rainfall, surface energy budget, etc.

# Protocol: Variables



- Variables to compare:

Variable name on 3 hours interval	Dimensionality	units	obs
2m-Temperature	x,y	K	
10m-wind direction and magnitude	x,y	Degree m/s	
Aerosol optical depth at 550 nm	x,y	-	
total aerosol mass column integrated	x,y	Kg/m <sup>2</sup>	
Precipitation (from convective parameterization)	x,y	mm	
Precipitation (from cloud microphysics at grid scale)	x,y	mm	
shortwave and longwave downwelling radiative flux at the surface.	x,y	W/m <sup>2</sup>	
temperature tendency associated to the total radiative flux divergence.	x,y,z	K/s (or dy)	
Temperature	x,y,z	K	
Relative Humidity	x,y,z	-	
Cloud drop number concentration	x,y,z	cm <sup>-3</sup>	

- Output should be using a lat-lon rectangular grid. The preferred format is NETCDF.



# Protocol: Experiments



Experiment	Direct Effect	Indirect Effect	No aerosol Interaction
1	X		
2		X	
3	X	X	
4			X

# Participants



Participants	Case 1	Case 2	Case 3	Type of model	Status of the data	People Involved
CPTEC			X	R	Data being analyzed (aerosol direct effect only)	Saulo Freitas, Mauricio Zarzur
JMA	X	X	X	G	Data sent ( ind, dir, ind+dir, no-aer )	Taichu Tanaka, Chiasi Muroi
ECMWF	X	X	X	G	Data sent (aerosol direct effect only)	Angela Benedetti, Samuel Remy, Jean-Noel Thepaut
Météo-France/Met. Serv. Algeria	X			R	Data sent (aerosol direct effect only)	Morad Mokhtari, Bouyssel Francois
ESRL/NOAA	X	X	X	G/R	Working on the simulations	Georg Grell
NASA/ Goddard	X	X	X	G	Data sent (direct effect only)	Arlindo da Silva
NCEP	X			G	Data sent (direct effect only)	Sarah Lu, Yu-Tai Hou, Shrinivas Moorthi, and Fanglin Yang
Barcelona Super. Ctr.	X			R	Data sent (aerosol direct effect only)	Oriol Jorba Casellas

X = data not yet available for processing or analyzed

# Participating Models



Institution Model	Domain Resolution	Aerosol Species	A & BB Emissions	Aerosol Physics	Cloud Physics	Aerosol Assimilation
CPTEC BRAMS LAM+CCAT	Regional 10 km	BC, Sea-Salt, OC, SO <sub>4</sub>	EDGAR 4. 3BEM	bulk	2-mom	no
JMA MASINGAR	Global TL319L40	Dust, Sea-Salt, BC, OC, SO <sub>4</sub>	MACCity GFAS 1.0	2-mom	2-mom	no
ECMWF Global	Global T511L60			Bulk	Bulk	yes
Météo-France ALADIN + ORILAM	Regional 7.5 km	Dust	DEAD model	3-mom log- no normal	Bulk	no
ESRL/NOAA WRF	Regional cloud res.	(many)	EDGAR 4. 3BEM	Bulk and Modal	2-mom	no
NASA/GSFC GEOS-5+GOCART	Global 25 km	Dust, Sea-Salt, BC, OC, SO <sub>4</sub>	EDGAR 4.1 QFED 2.4	Bulk modal	Bulk or 2-mom MG	yes
NCEP NGAC+GOCART	Global T126	Dust, Sea-Salt, BC, OC, SO <sub>4</sub>	Climatological Aerosols	Bulk	Bulk	no
Barcelona SC	regional	dust	BSC-dust model	8 dust size bins	Same as in WRF	no

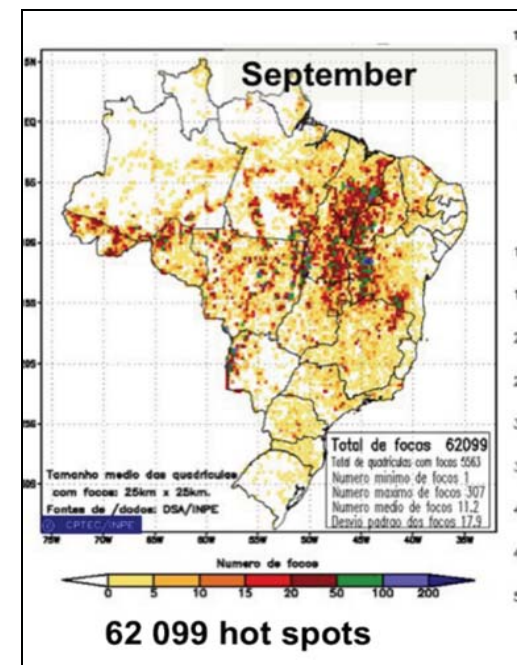
# Case Studies



1) Dust over Egypt: 4/2012



2) Pollution in China: 1/2013



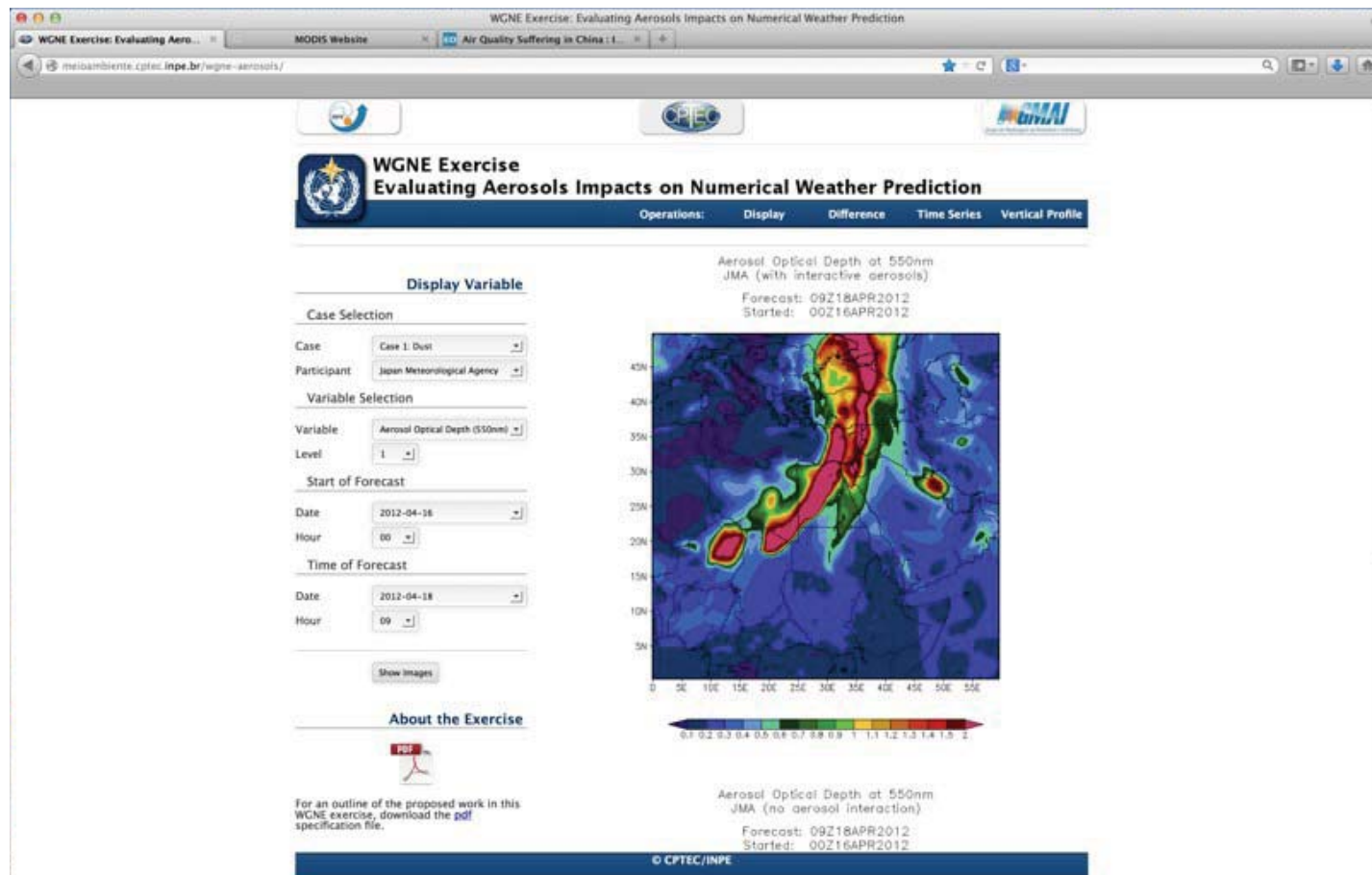
3) Smoke in Brazil: 9/2012

# Website

<http://meioambiente.cptec.inpe.br/wgne-aerosols/>



Webpage hosted by CPTEC for data analysis and visualization



# Case 1

## Dust Plume over Egypt

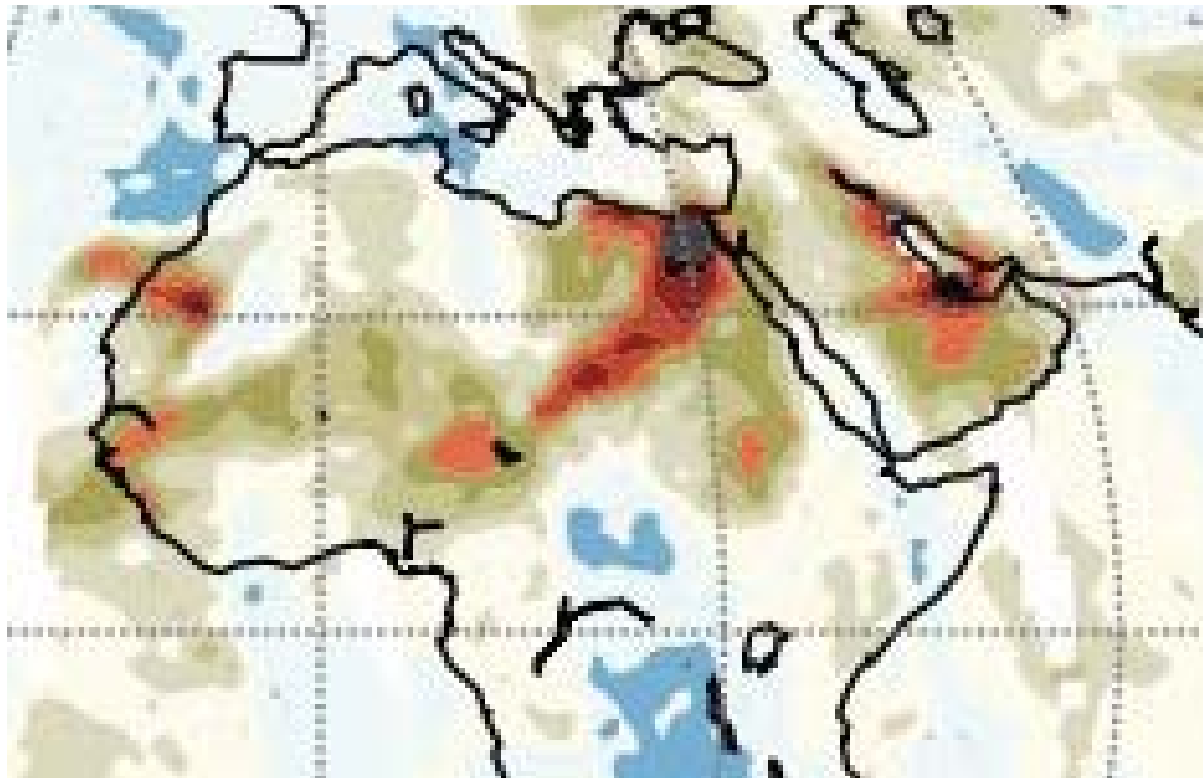


- 18 April 2012
- Forecasts
  - April 13-23 2012
  - From 0 or 12 UTC
  - 10 day forecasts
- Center of domain
  - 30E, 25N
- Model configuration
  - Same as for NWP
- Direct effects only



# OMPS UV Aerosol Index

## 18 April 2012

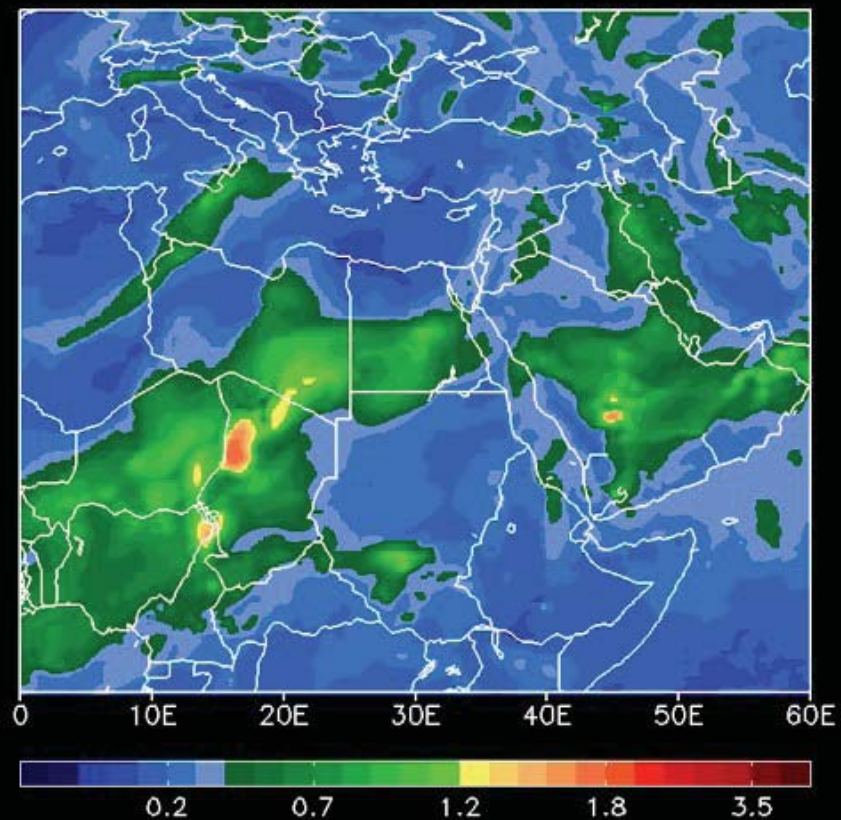
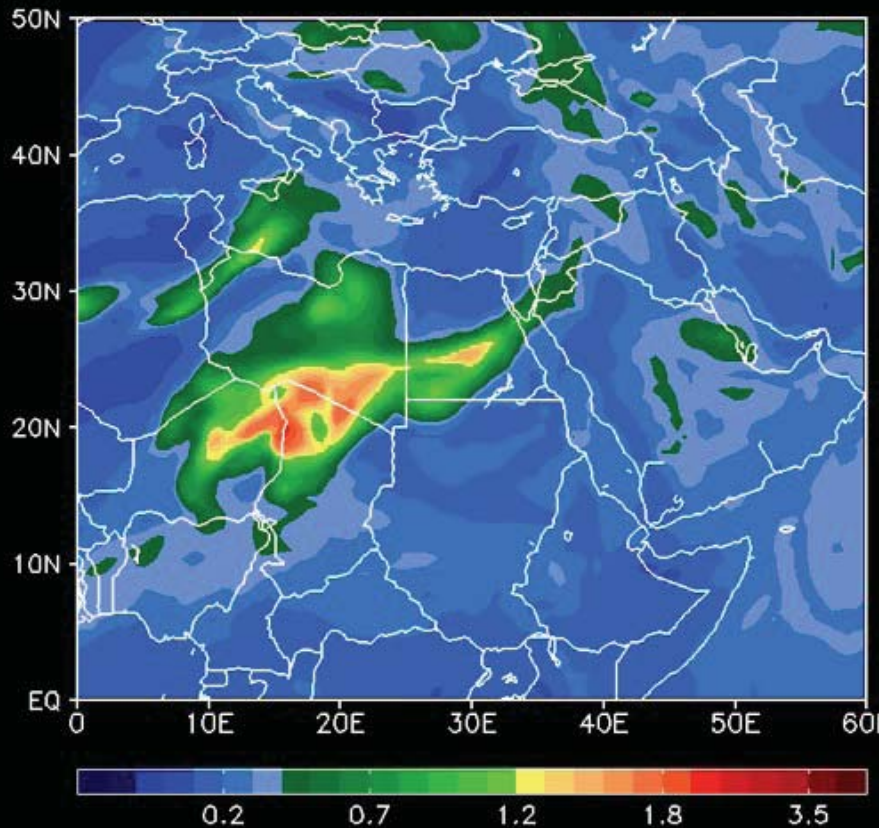


# Case 1: Dust JMA & NASA AOD Forecast



(A) JMA - AOD @ 550nm

(B) NASA - AOD @ 550nm - 00Z16APR2012



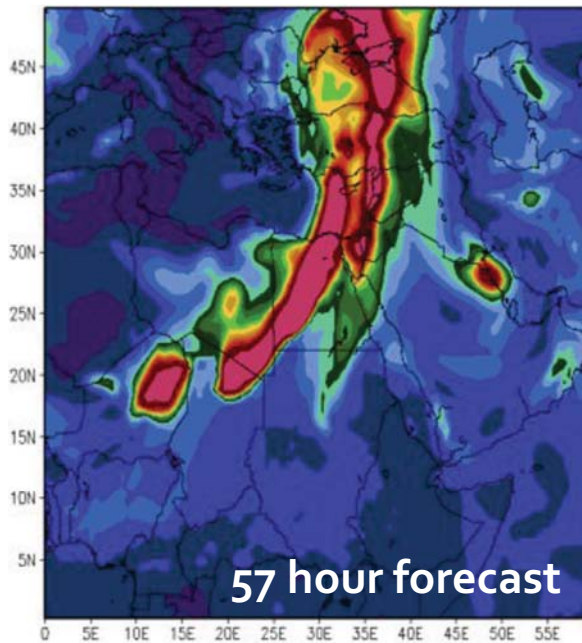


# AOD Forecast (JMA) valid at 09UTC 18 April 2012



Aerosol Optical Depth at 550nm  
JMA (with interactive aerosols)

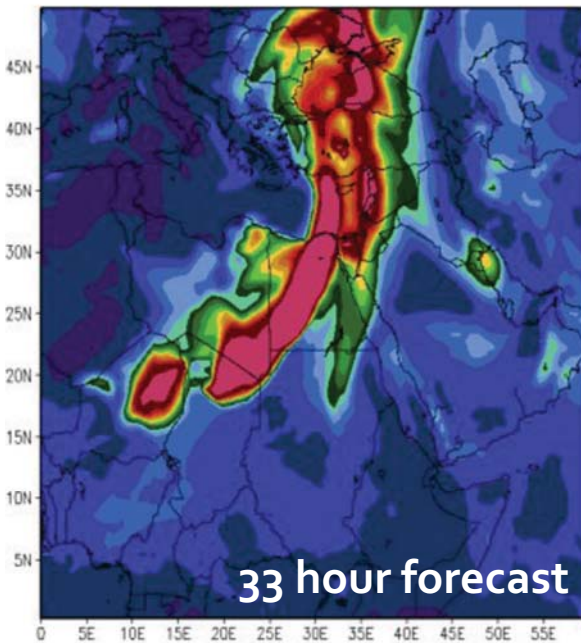
Forecast: 09Z18apr2012  
Started: 00Z16APR2012



57 hour forecast

Aerosol Optical Depth at 550nm  
JMA (with interactive aerosols)

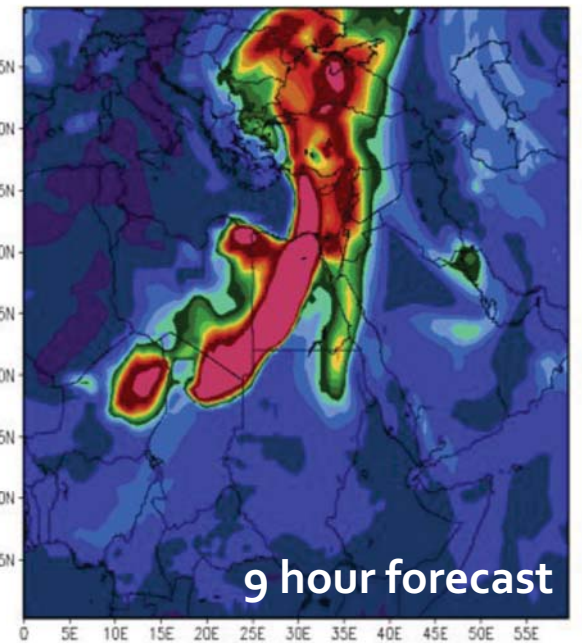
Forecast: 09Z18apr2012  
Started: 00Z17APR2012



33 hour forecast

Aerosol Optical Depth at 550nm  
JMA (with interactive aerosols)

Forecast: 09Z18apr2012  
Started: 00Z18APR2012



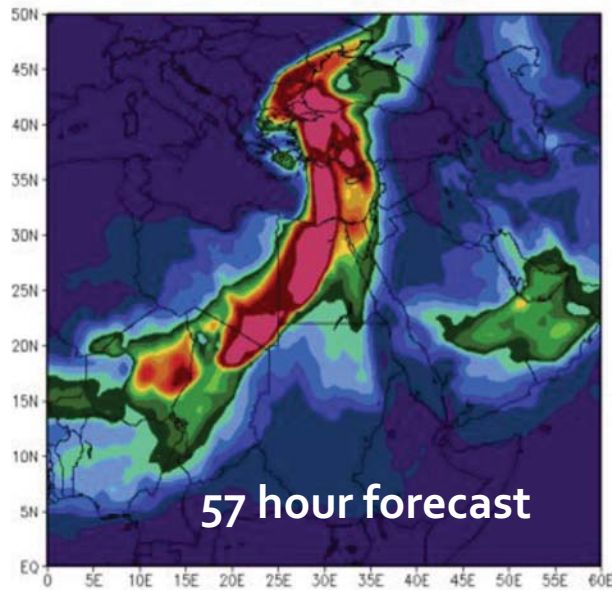
9 hour forecast

# AOD Forecast (ECMWF) valid at 09UTC 18 April 2012



Aerosol Optical Depth at 550nm  
ECMWF (direct effect only)

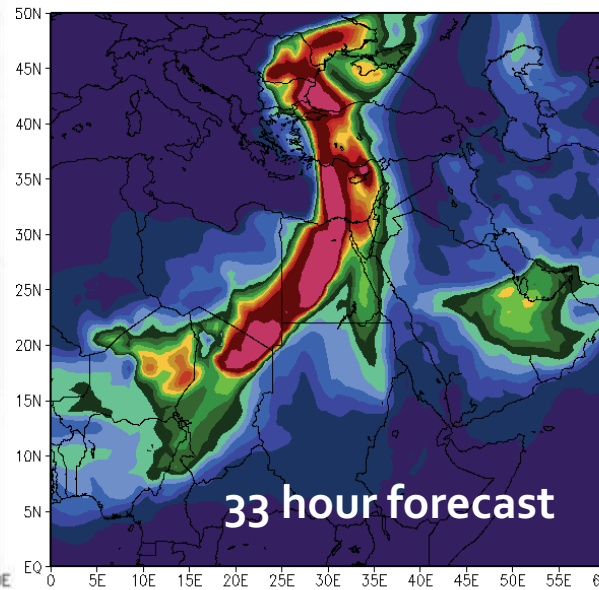
Forecast: 09Z18APR2012  
Started: 00Z16APR2012



57 hour forecast

Aerosol Optical Depth at 550nm  
ECMWF (direct effect only)

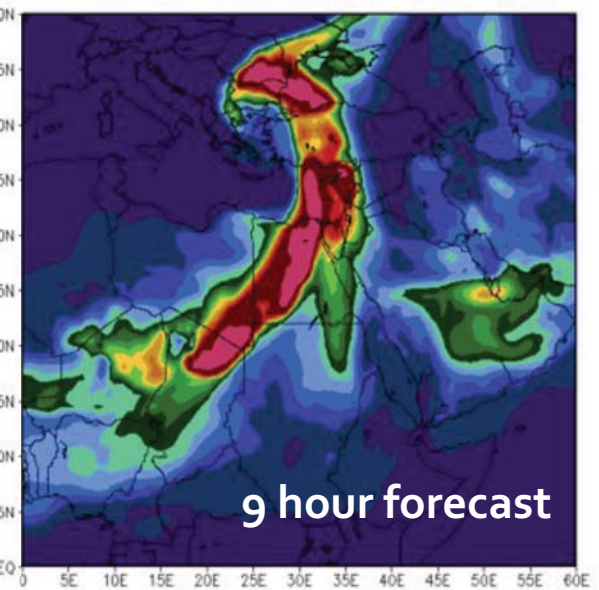
Forecast: 09Z18APR2012  
Started: 00Z17APR2012



33 hour forecast

Aerosol Optical Depth at 550nm  
ECMWF (direct effect only)

Forecast: 09Z18APR2012  
Started: 00Z18APR2012



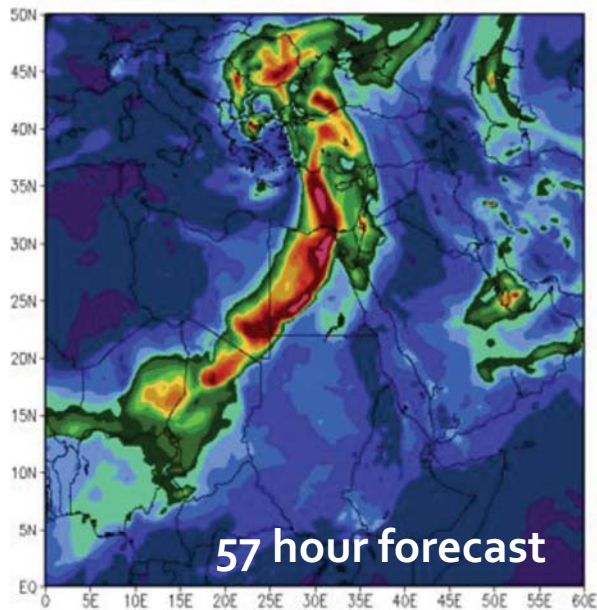
9 hour forecast

# AOD Forecast (NASA) valid at 09UTC 18 April 2012



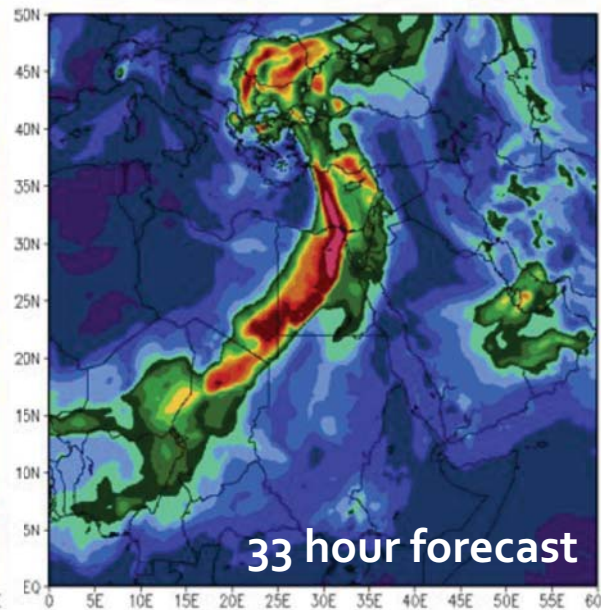
Aerosol Optical Depth at 550nm  
NASA (with interactive aerosols)

Forecast: 09Z18apr2012  
Started: 00Z16APR2012



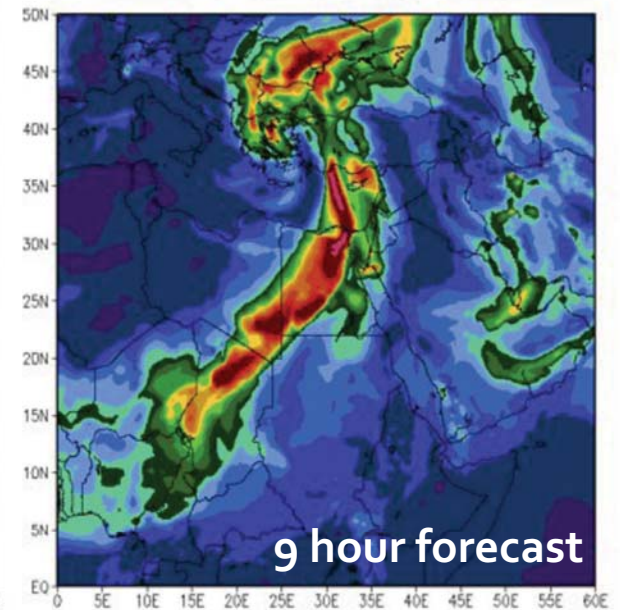
Aerosol Optical Depth at 550nm  
NASA (with interactive aerosols)

Forecast: 09Z18APR2012  
Started: 00Z17APR2012



Aerosol Optical Depth at 550nm  
NASA (with interactive aerosols)

Forecast: 09Z18apr2012  
Started: 00Z18APR2012

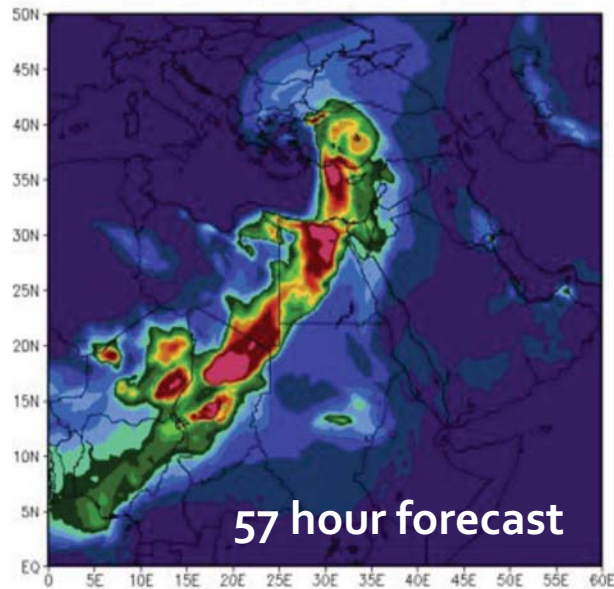


# AOD Forecast (Barcelona) valid at 09UTC 18 April 2012



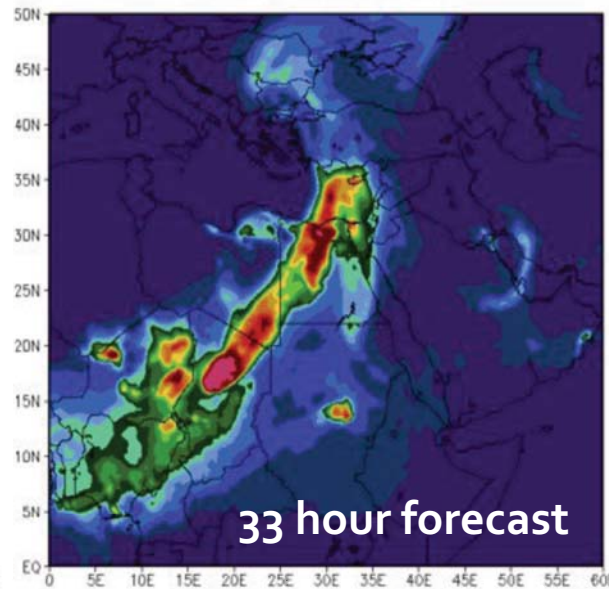
Aerosol Optical Depth at 550nm  
BSC (with interactive aerosols)

Forecast: 09Z18APR2012  
Started: 00Z16APR2012



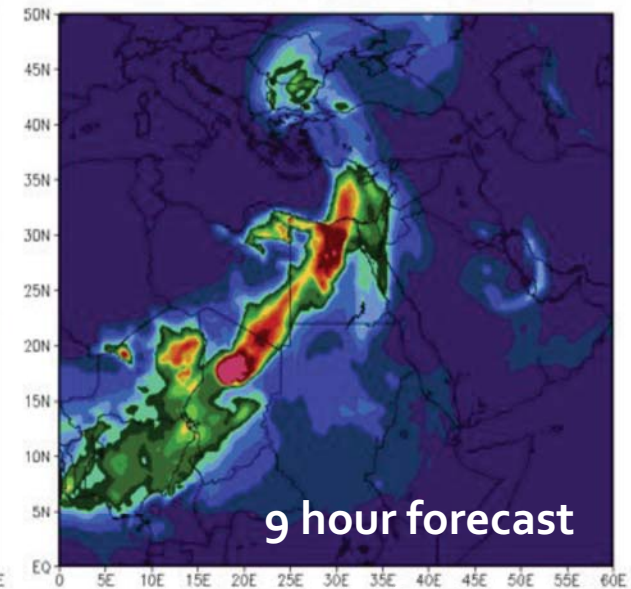
Aerosol Optical Depth at 550nm  
BSC (with interactive aerosols)

Forecast: 09Z18APR2012  
Started: 00Z17APR2012



Aerosol Optical Depth at 550nm  
BSC (with interactive aerosols)

Forecast: 09Z18APR2012  
Started: 00Z18APR2012

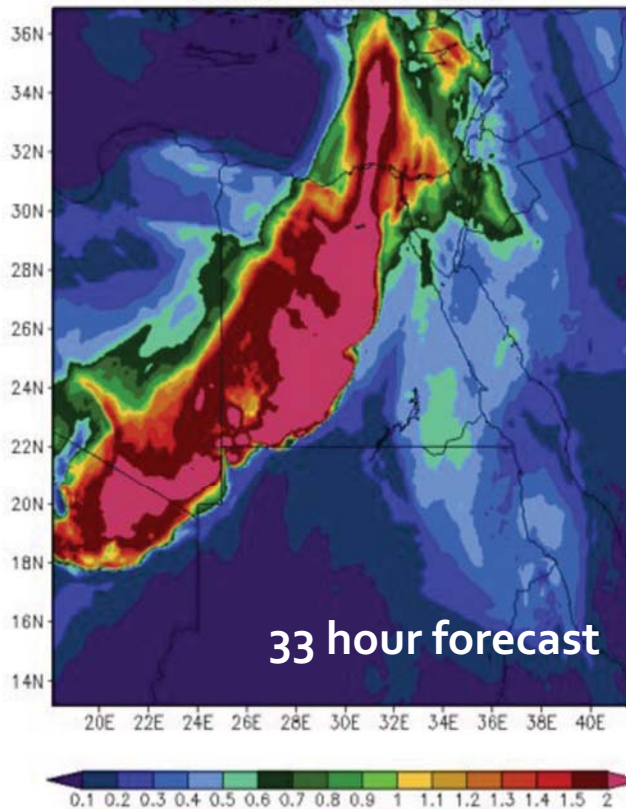


# AOD Forecast (MeteoFrance) valid at 09UTC 18 April 2012



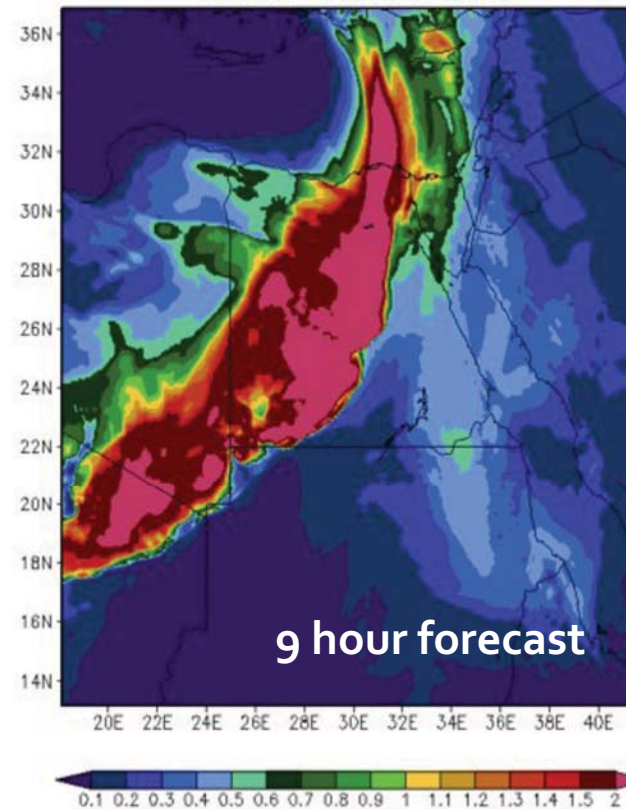
Aerosol Optical Depth at 550nm  
Meteo France (with interactive aerosols)

Forecast: 09Z18apr2012  
Started: 00Z17APR2012

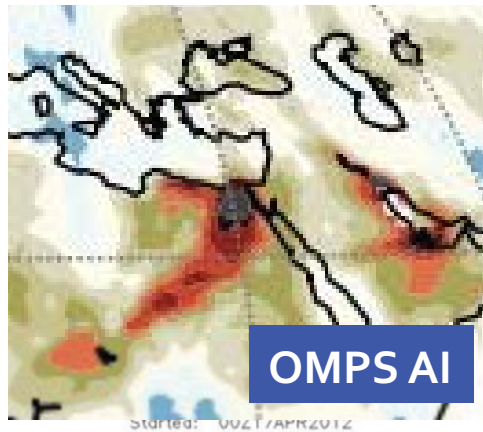


Aerosol Optical Depth at 550nm  
Meteo France (with interactive aerosols)

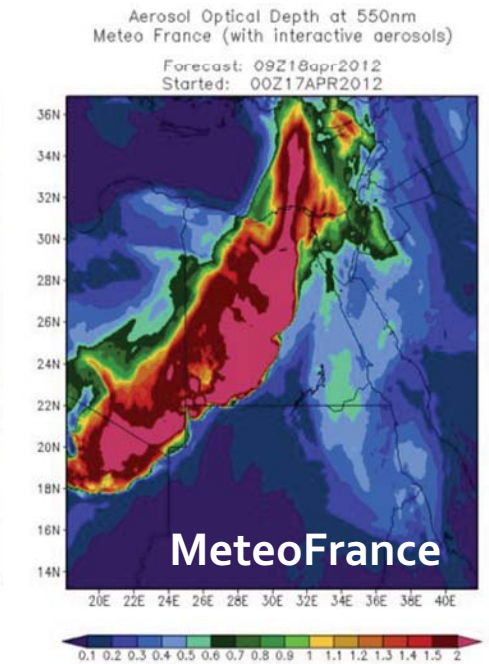
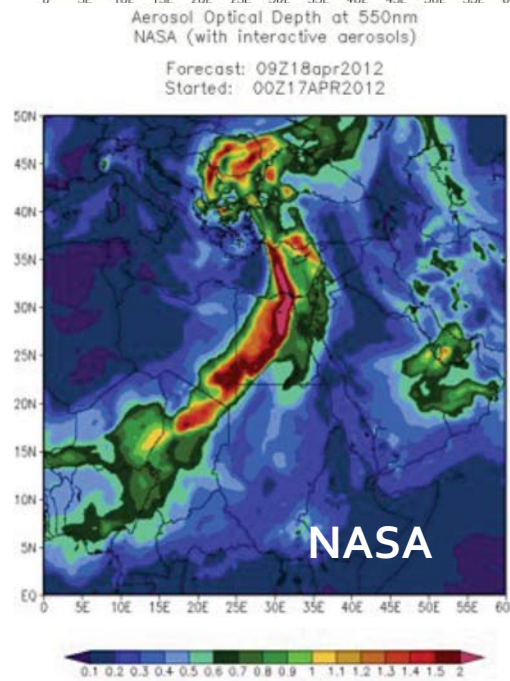
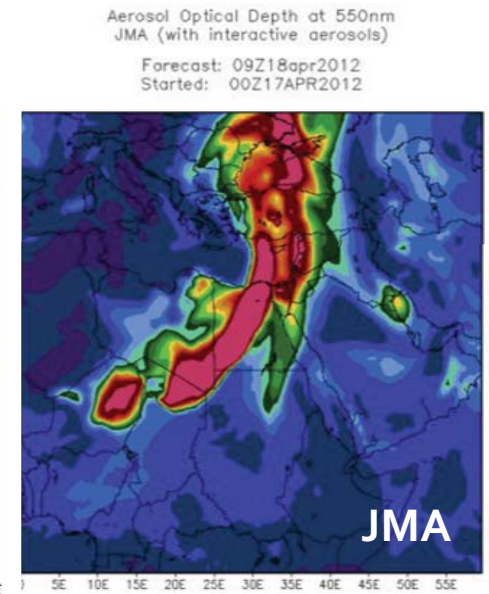
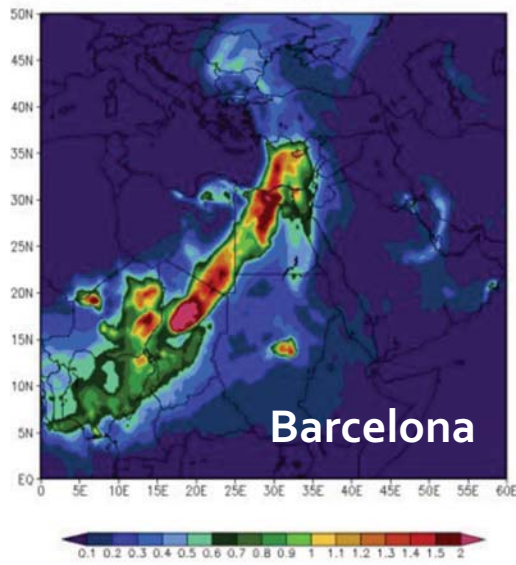
Forecast: 09Z18apr2012  
Started: 00Z18APR2012



# AOD 550nm Intercomparison



33 hour  
forecast



$$\tau_{MF} > \tau_{JMA} \sim \tau_{ECMWF} > \tau_{NASA} \sim \tau_{Barcelona}$$

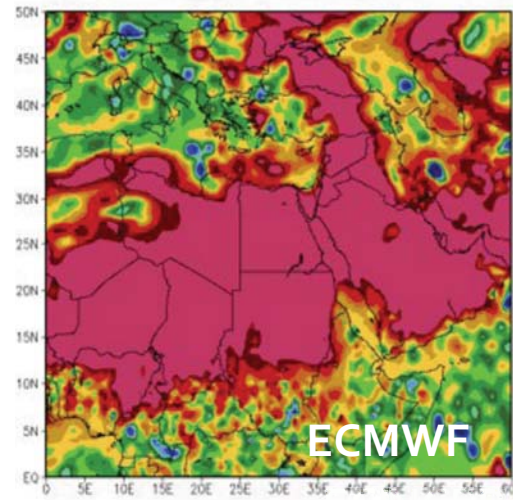
# LW Rad @ Sfc Impact (Aero-NoAero)

- o UTC (night time)
- JMA misses LW signal
- ECMWF: stronger

48 hour  
forecast

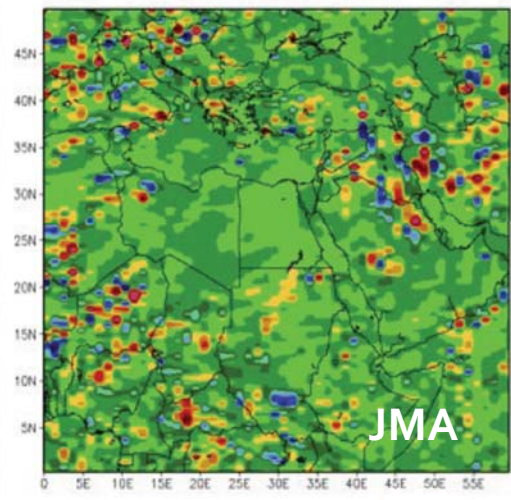
Longwave Downwelling Radiative Flux at the Surface  
ECMWF (DE - XA)

Forecast: 00Z19APR2012  
Started: 00Z17APR2012




Longwave Downwelling Radiative Flux at the Surface  
JMA (IA - XA)

Forecast: 00Z19APR2012  
Started: 00Z17APR2012




Longwave Downwelling Radiative Flux at the Surface  
BSC (IA - XA)

Forecast: 00Z19APR2012  
Started: 00Z17APR2012



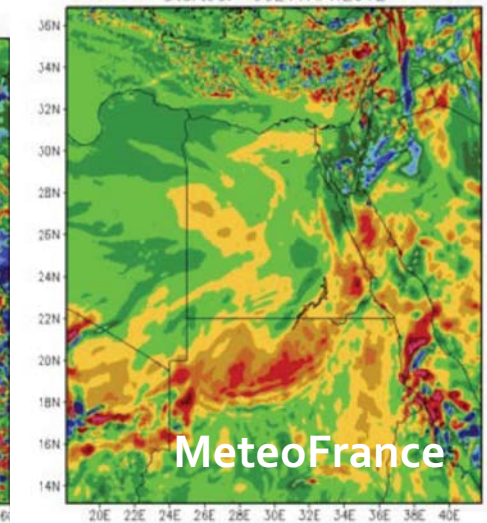
Longwave Downwelling Radiative Flux at the Surface  
NASA (IA - XA)

Forecast: 00Z19APR2012  
Started: 00Z17APR2012



Longwave Downwelling Radiative Flux at the Surface  
Meteo France (IA - XA)

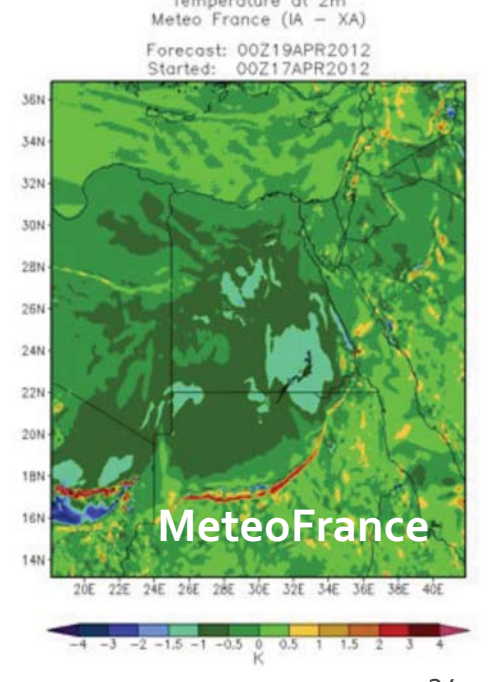
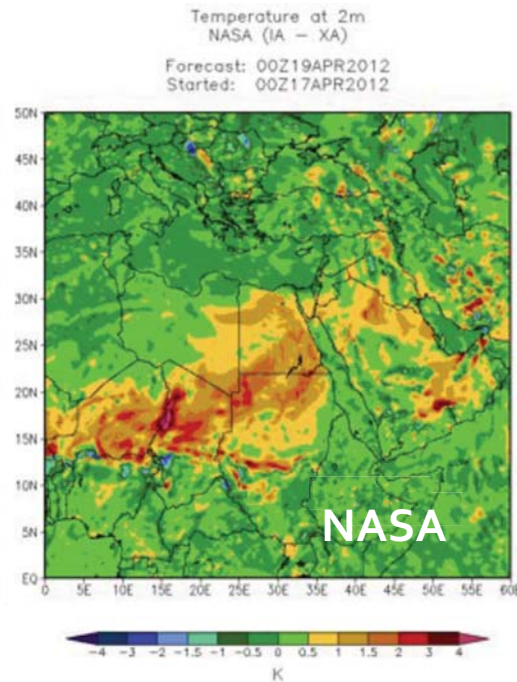
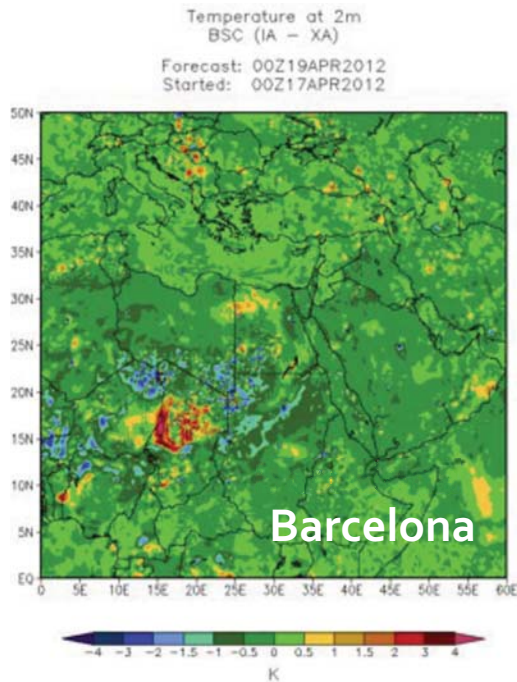
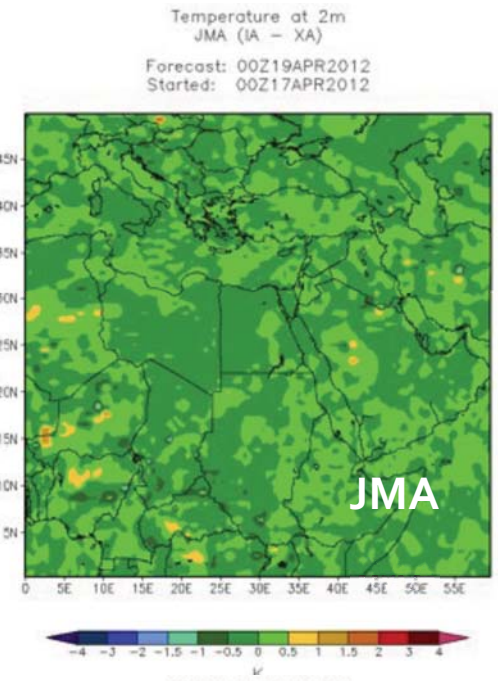
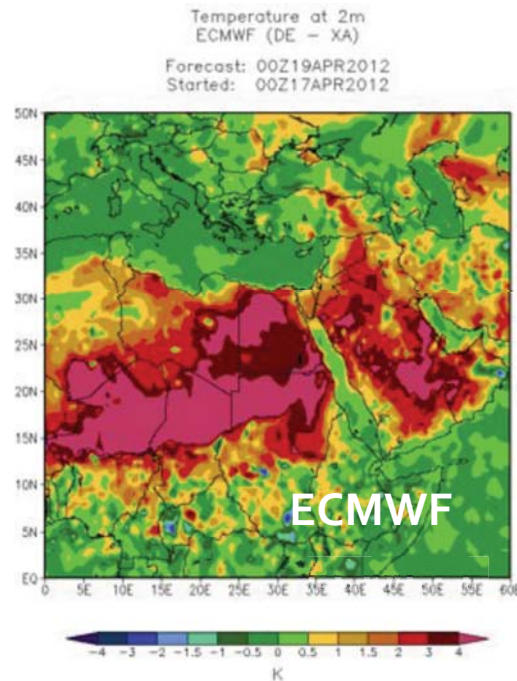
Forecast: 00Z19APR2012  
Started: 00Z17APR2012



# T<sub>2m</sub> Impact Aero-NoAero

- o UTC (night time)
- o ECMWF shows stronger impact

48 hour  
forecast

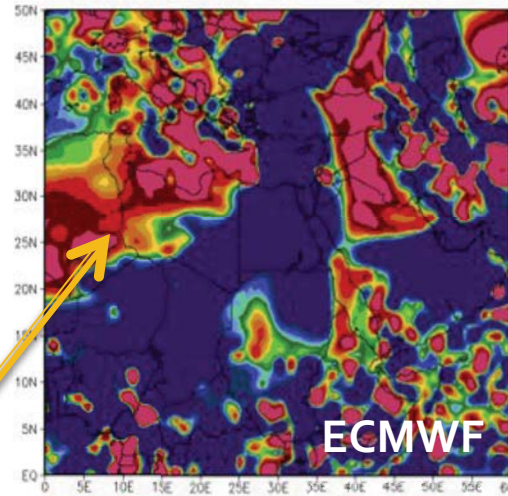




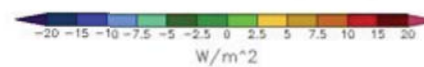
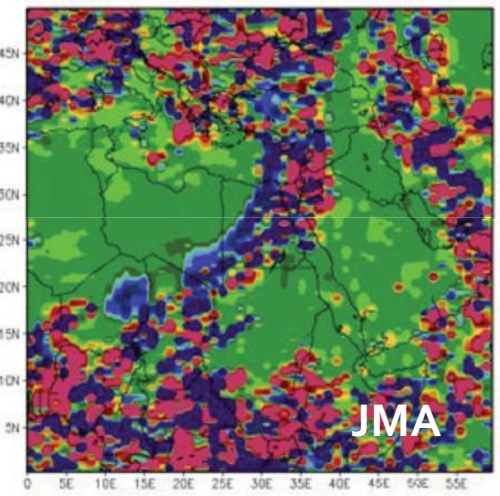
# SW Rad @ Sfc Impact (Aero-NoAero)

- 9 UTC (morning)
- ECMWF and BSC indicate an increase in SW around the plume

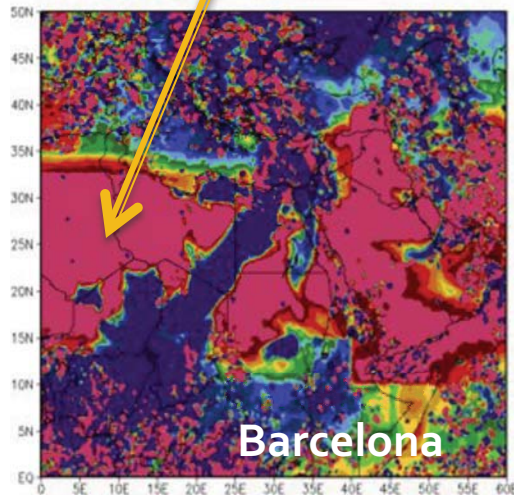
Shortwave Downwelling Radiative Flux at the Surface  
ECMWF (DE - XA)  
Forecast: 09Z18APR2012  
Started: 00Z17APR2012



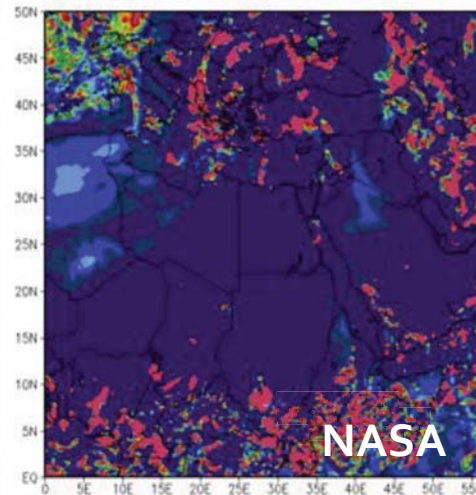
Shortwave Downwelling Radiative Flux at the Surface  
JMA (IA - XA)  
Forecast: 09Z18APR2012  
Started: 00Z17APR2012




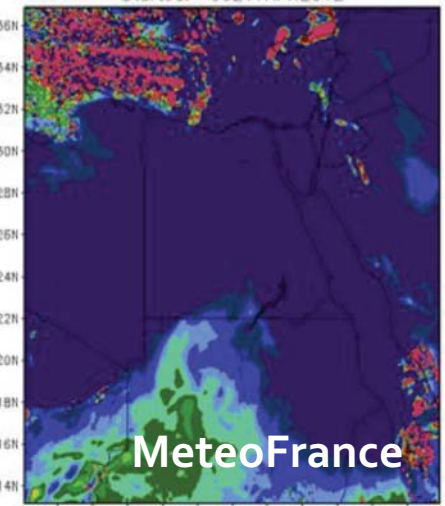
Shortwave Downwelling Radiative Flux at the Surface  
BSC (IA - XA)  
Forecast: 09Z18APR2012  
Started: 00Z17APR2012



Shortwave Downwelling Radiative Flux at the Surface  
NASA (IA - XA)  
Forecast: 09Z18APR2012  
Started: 00Z17APR2012

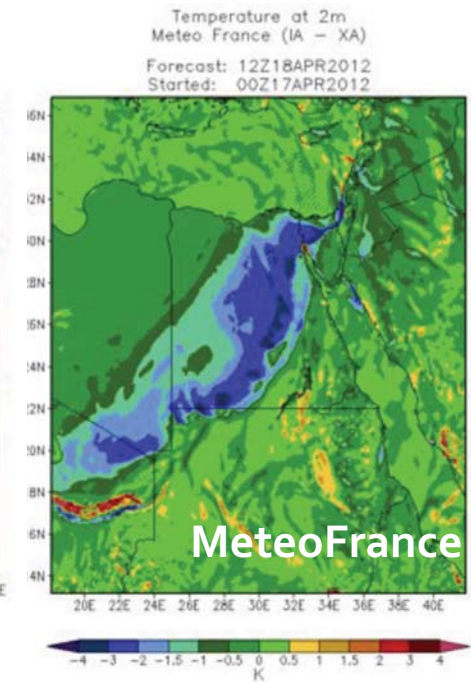
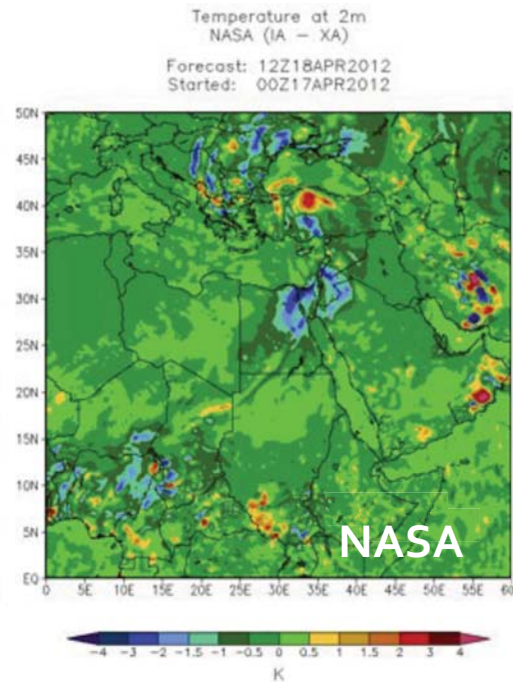
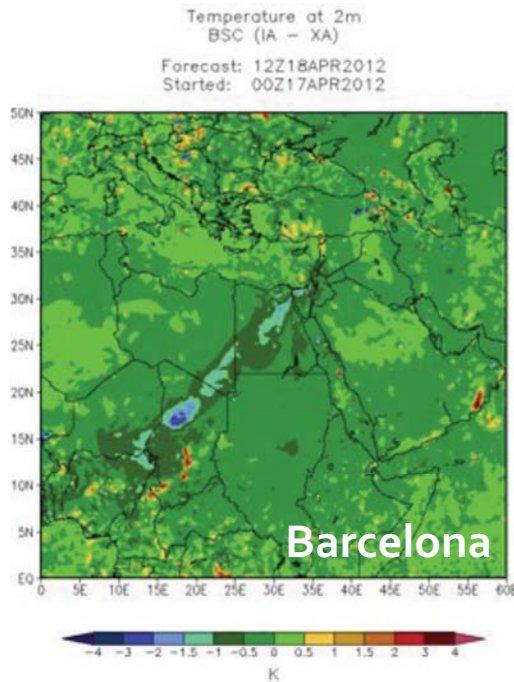
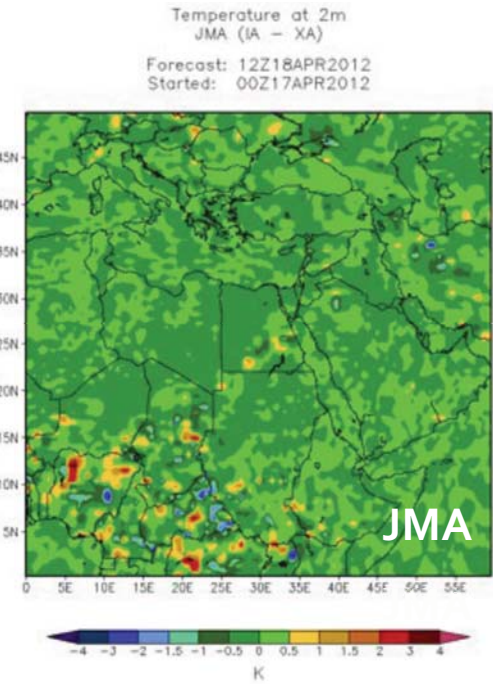
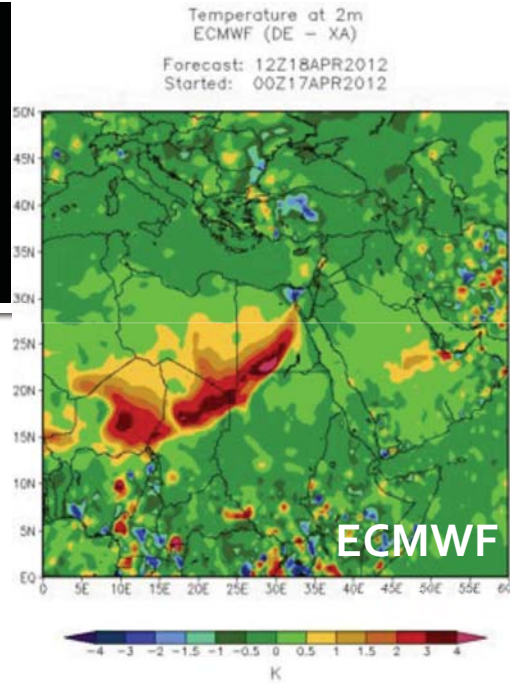


Shortwave Downwelling Radiative Flux at the Surface  
Meteo France (IA - XA)  
Forecast: 09Z18APR2012  
Started: 00Z17APR2012



# T<sub>2m</sub> Impact Aero-NoAero

- 12 UTC (day time)
- ECMWF net warming may be a residual effect from the night



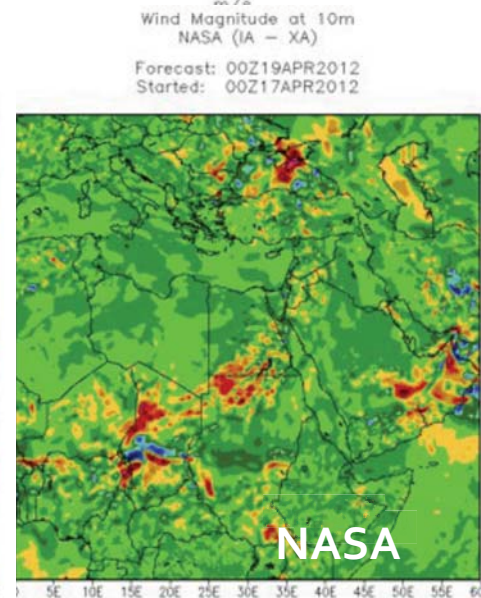

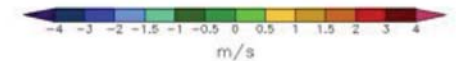
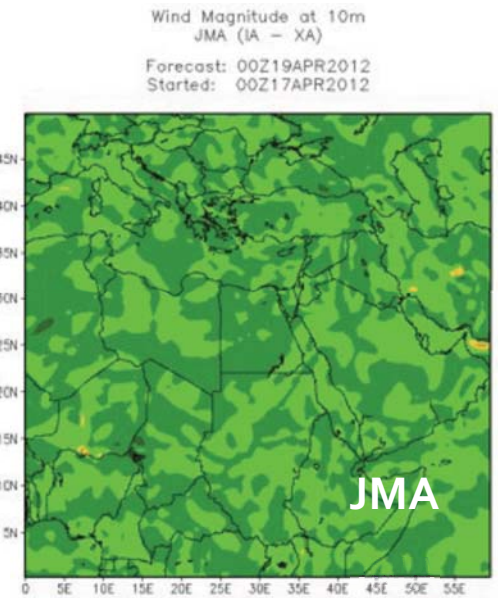
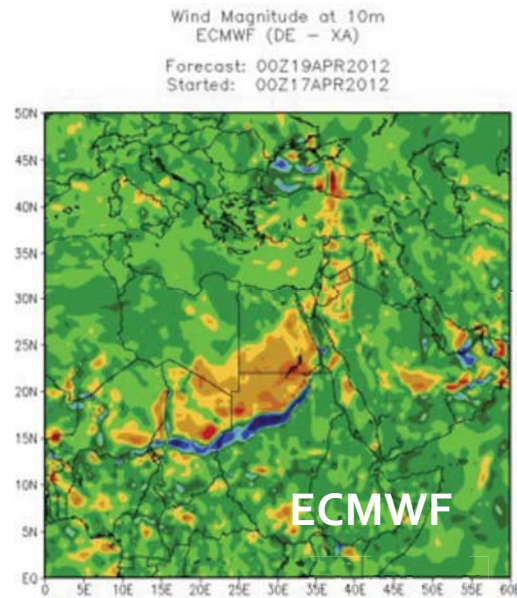


36 hour  
forecast

# $U_{10m}$ Impact Aero-NoAero

- o UTC (night time)

48 hour  
forecast

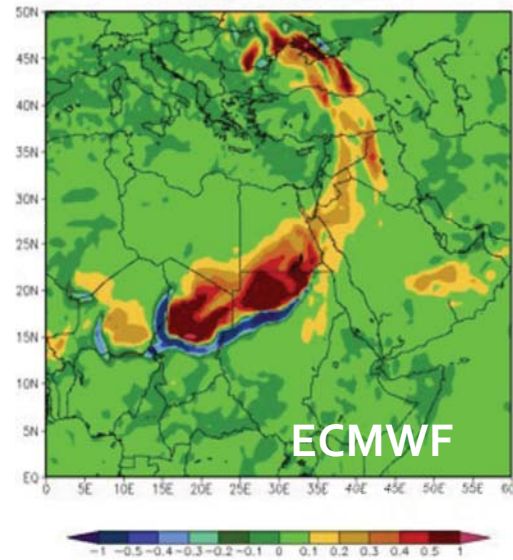


# AOD Impact Aero-NoAero

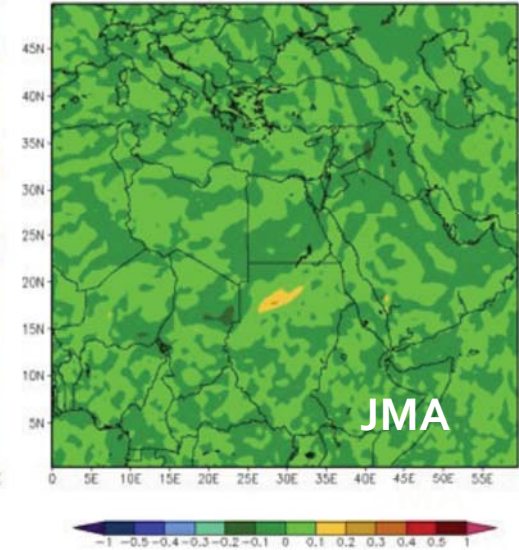
- o UTC (night time)

48 hour  
forecast

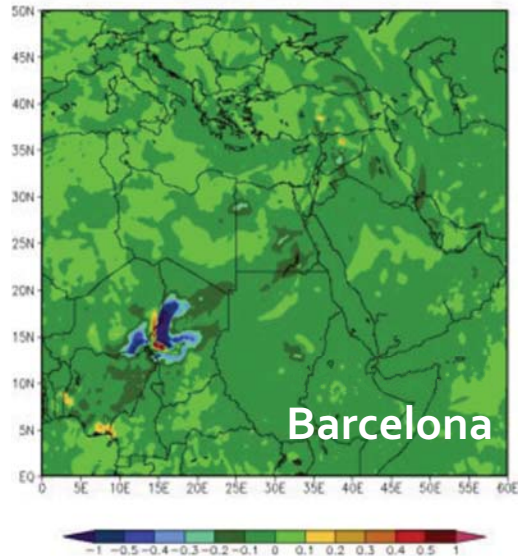
Aerosol Optical Depth at 550nm  
ECMWF (DE - XA)  
Forecast: 00Z19APR2012  
Started: 00Z17APR2012



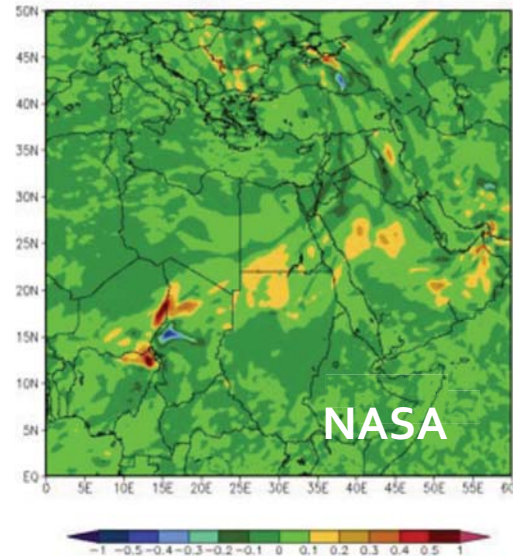
Aerosol Optical Depth at 550nm  
JMA (IA - XA)  
Forecast: 00Z19APR2012  
Started: 00Z17APR2012



Aerosol Optical Depth at 550nm  
BSC (IA - XA)  
Forecast: 00Z19APR2012  
Started: 00Z17APR2012



Aerosol Optical Depth at 550nm  
NASA (IA - XA)  
Forecast: 00Z19APR2012  
Started: 00Z17APR2012



# Case 2

## Extreme Pollution in Beijing




- January 2013
- Forecasts
  - January 7-21 2013
  - From 0 or 12 UTC
  - 10 day forecasts
- Center of domain
  - 116E, 40N
- Model configuration
  - Same as for NWP
- Direct & Indirect effects



So far, only JMA has submitted Indirect Effect experiments.

# Case 2

## Extreme Pollution in Beijing

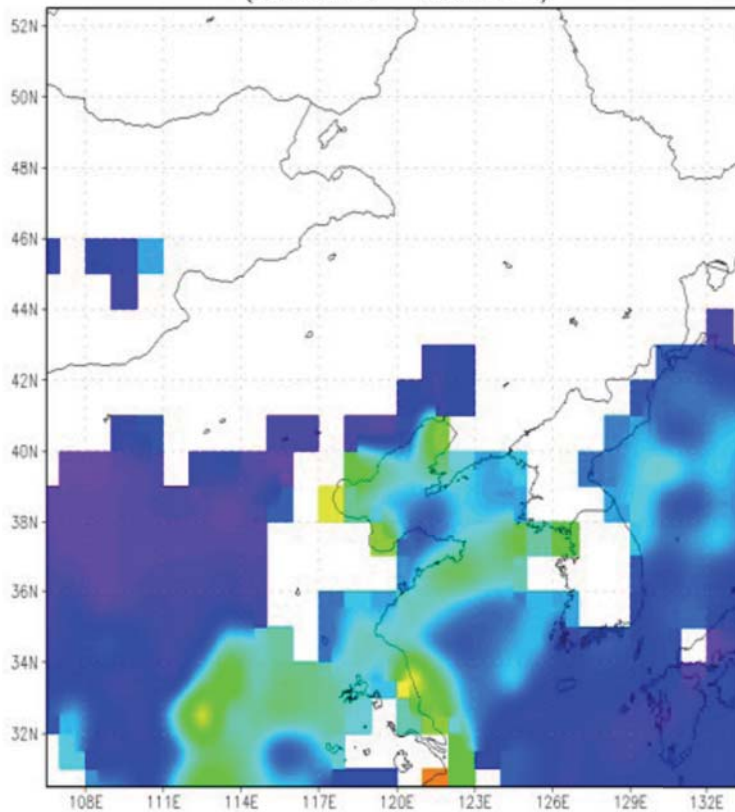


# AOD - MODIS Terra & Aqua

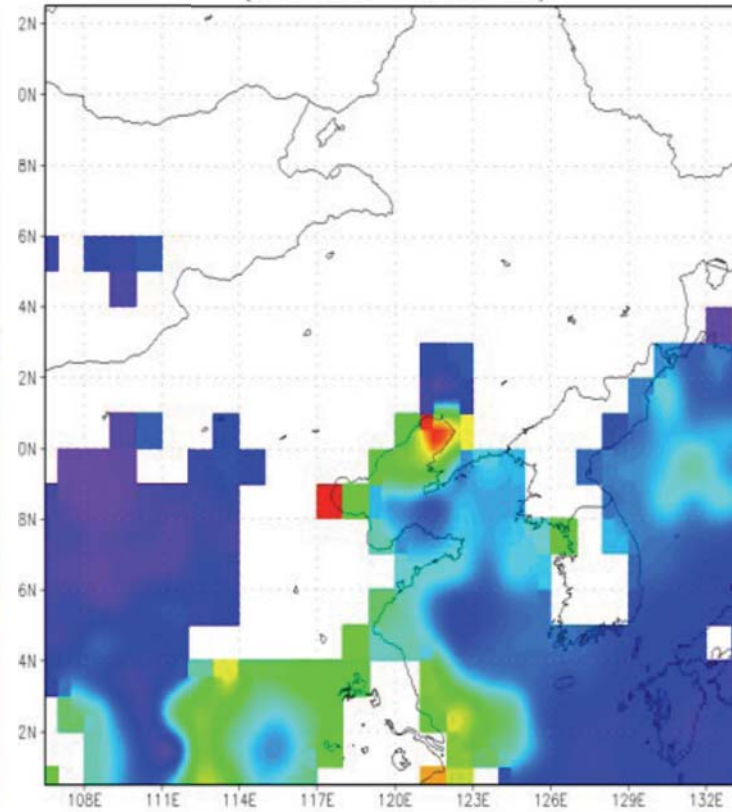
## 12-16 January 2013



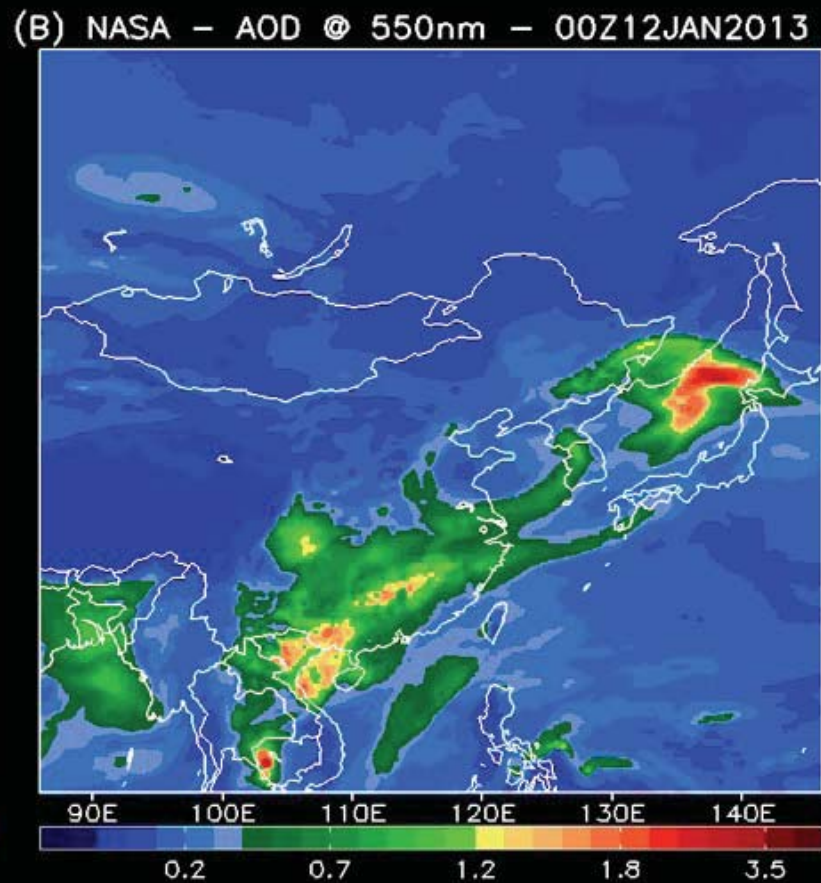
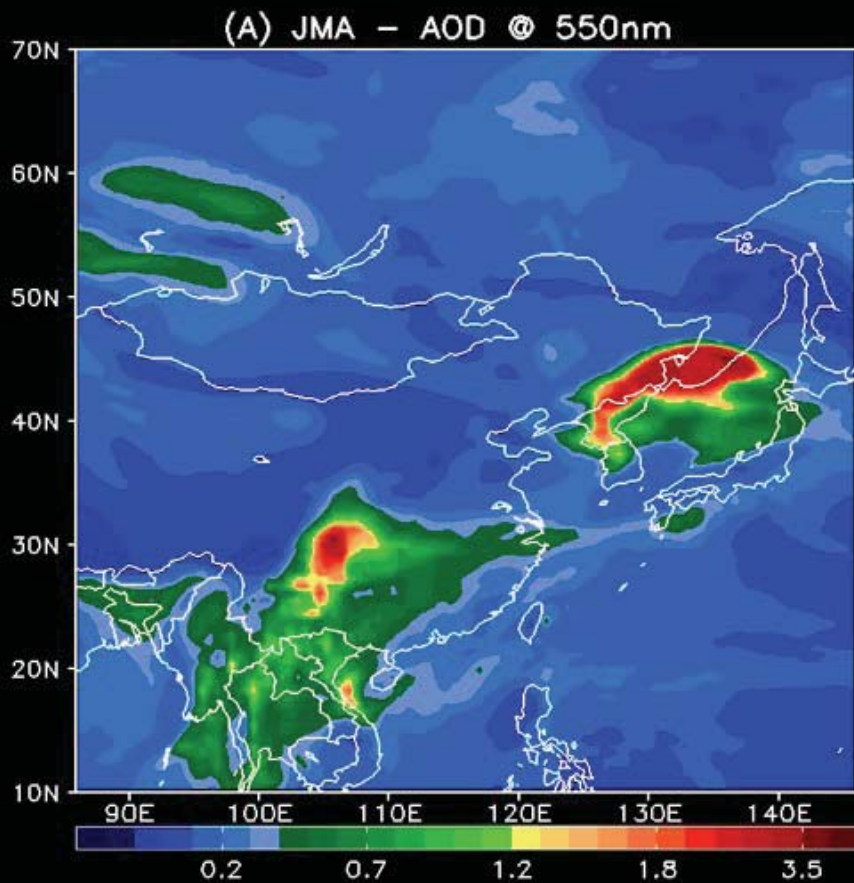
MOD08\_D3.051 Aerosol Optical Depth at 550 nm [unitless]  
(12Jan2013 - 16Jan2013)



MYD08\_D3.051 Aerosol Optical Depth at 550 nm [unitless]  
(12Jan2013 - 16Jan2013)



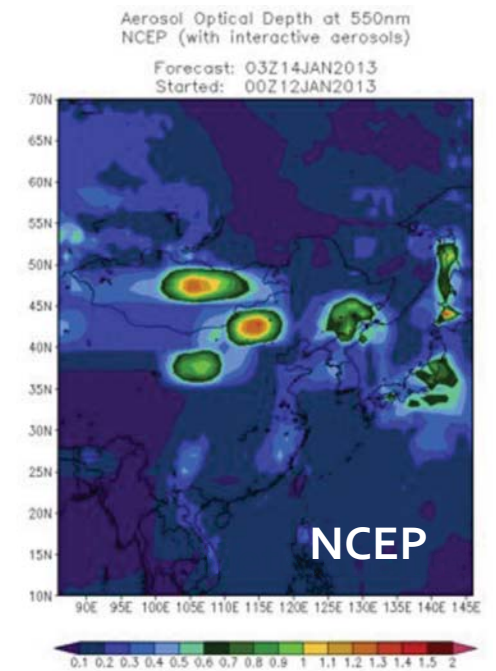
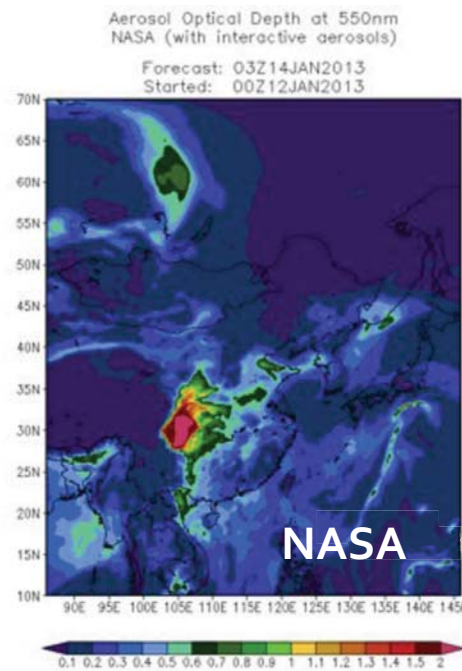
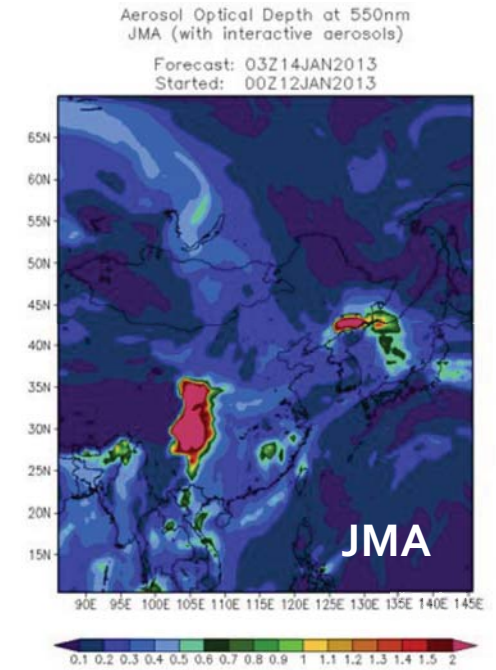
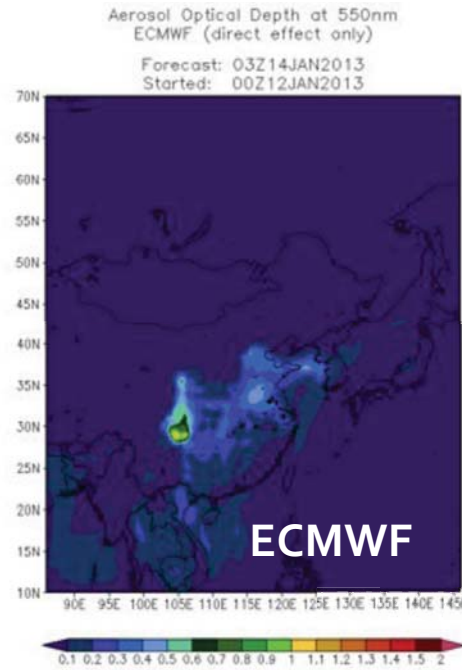
# Case 2: Pollution in China JMA & NASA Forecasts





# AOD 550nm Intercomparison 3 UTC 14 Jan 2013 (51h)

- NCEP Climatology does not capture this event (as expected)
- ECMWF event relatively weak compared to NASA/JMA




# SW Radiation @ Surface Impact (Aero-NoAero) 3 UTC 14 Jan 2013 (51h)

- 3 UTC (day time)
- Except for ECMWF, aerosol impact is to reduce SW in eastern Asia
- The role BC/OC vs SO<sub>4</sub> needs to be examined (but no speciation data provided)


Shortwave Downwelling Radiative Flux at the Surface  
ECMWF (DE - XA)

Forecast: 03Z14JAN2013  
Started: 00Z12JAN2013




Shortwave Downwelling Radiative Flux at the Surface  
JMA (DE - XA)

Forecast: 03Z14JAN2013  
Started: 00Z12JAN2013



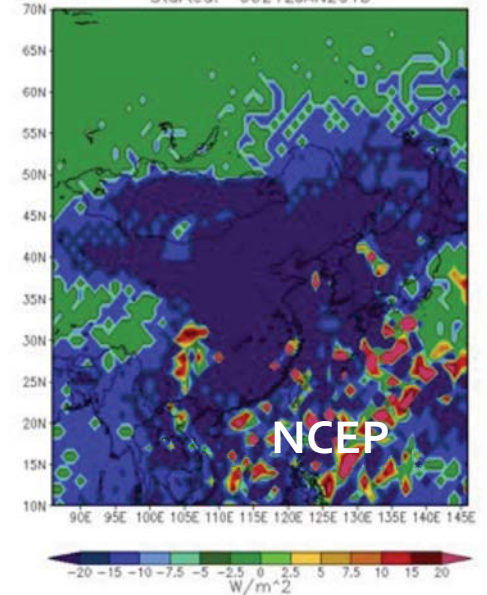
Shortwave Downwelling Radiative Flux at the Surface  
NASA (IA - XA)

Forecast: 03Z14JAN2013  
Started: 00Z12JAN2013



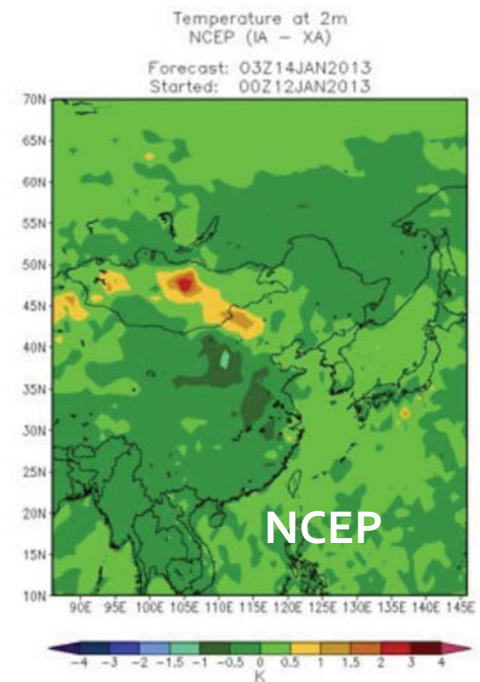
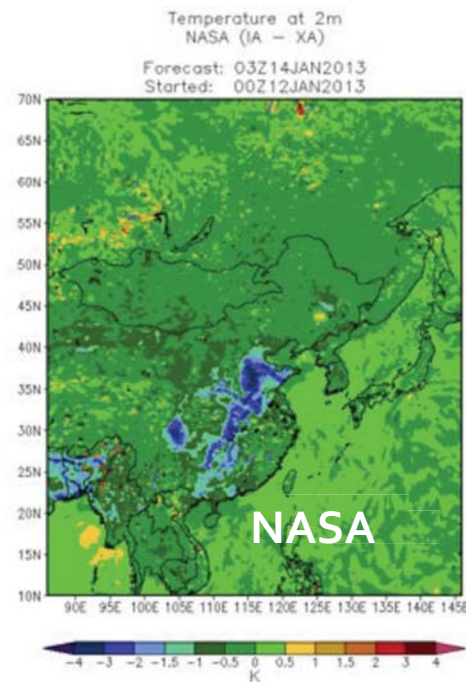
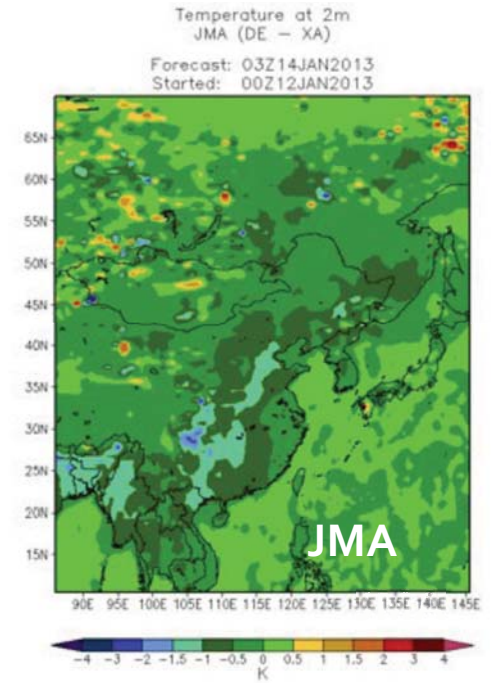
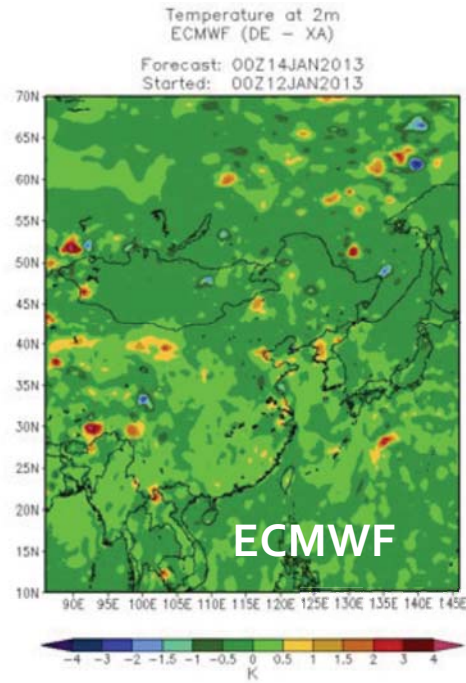
Shortwave Downwelling Radiative Flux at the Surface  
NCEP (IA - XA)

Forecast: 03Z14JAN2013  
Started: 00Z12JAN2013



# Temperature @ 2m Impact (Aero-NoAero) 3 UTC 14 Jan 2013 (51h)

- 3 UTC (day time)
- Relatively modest surface cooling, except for NASA

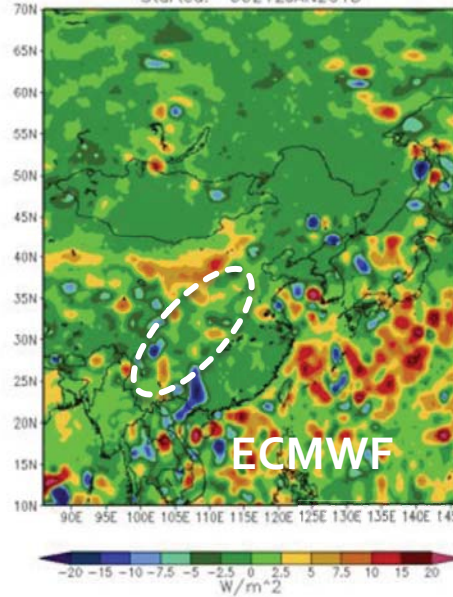


# LW Radiation @ Surface Impact (Aero-NoAero) 15 UTC 14 Jan 2013 (72h)

- 15 UTC (night time)
- Very little aerosol impact on surface LW along the plume.
- Predominance of non-absorbing aerosols in these models?

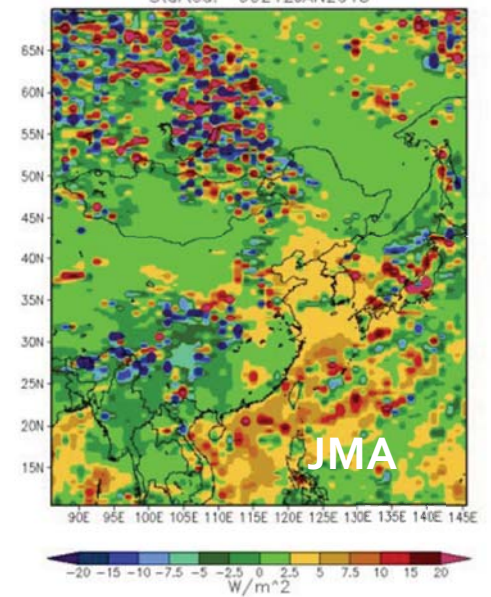
Longwave Downwelling Radiative Flux at the Surface  
ECMWF (DE - XA)

Forecast: 15Z14JAN2013  
Started: 00Z12JAN2013



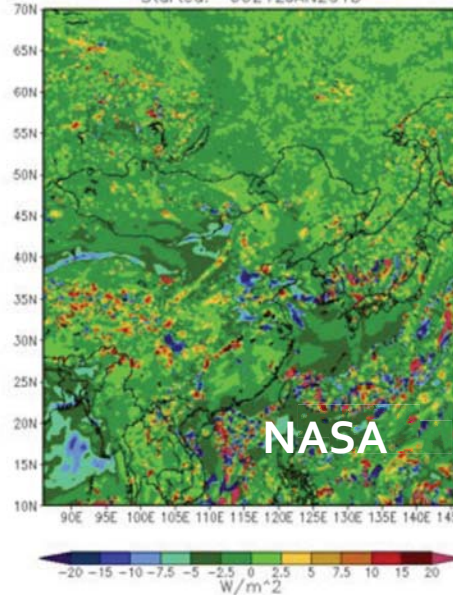
Longwave Downwelling Radiative Flux at the Surface  
JMA (DE - XA)

Forecast: 15Z14JAN2013  
Started: 00Z12JAN2013



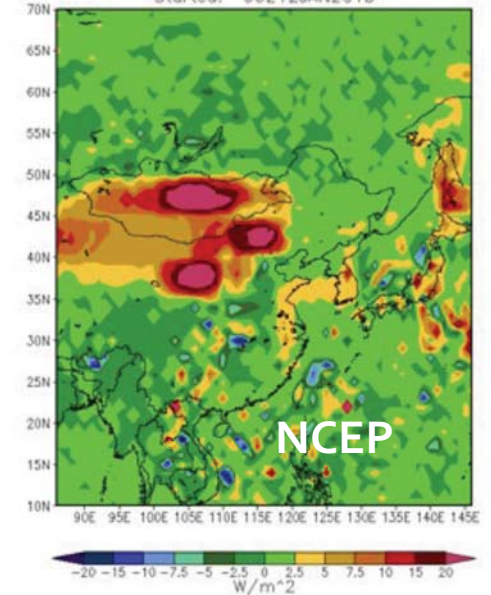
Longwave Downwelling Radiative Flux at the Surface  
NASA (IA - XA)

Forecast: 15Z14JAN2013  
Started: 00Z12JAN2013



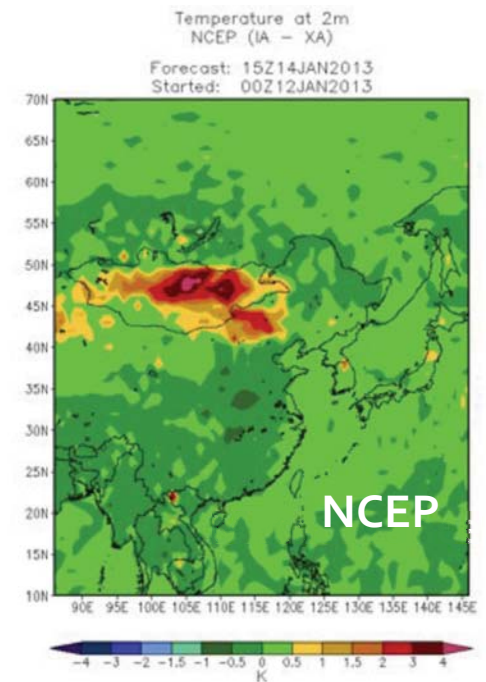
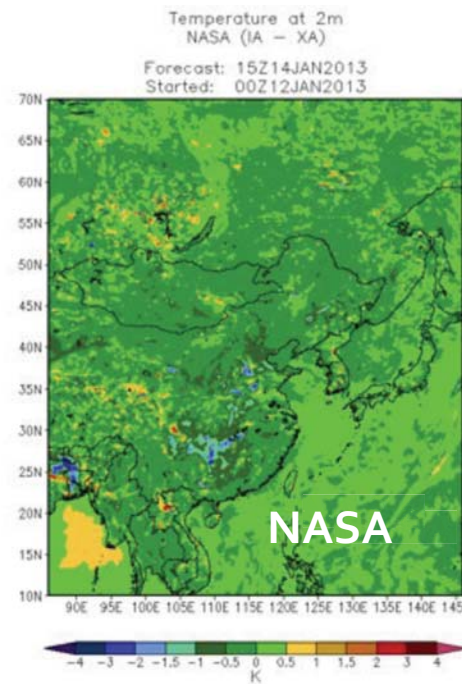
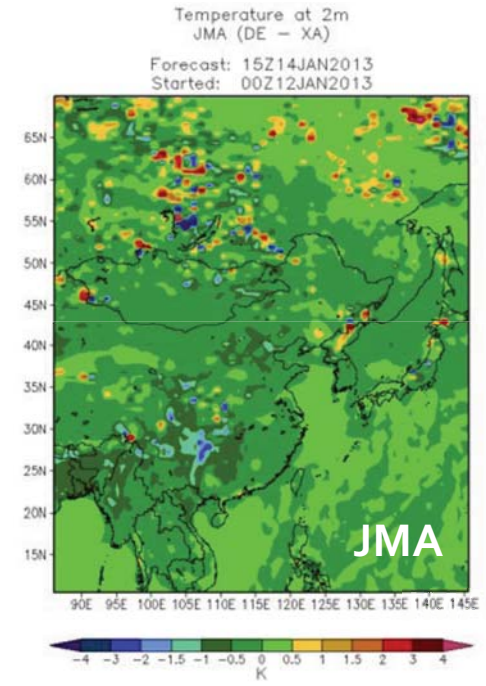
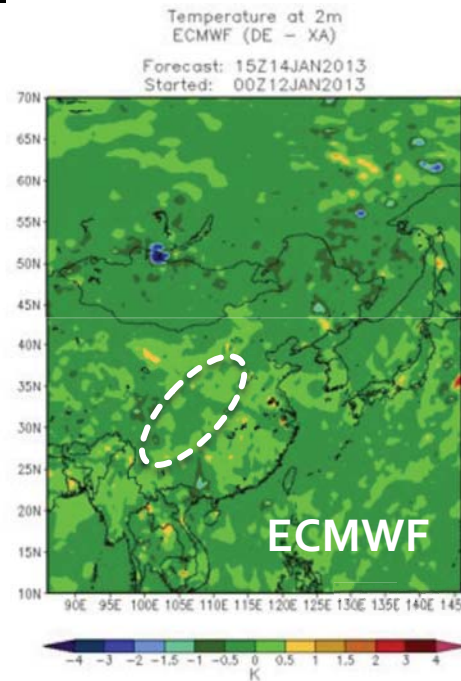
Longwave Downwelling Radiative Flux at the Surface  
NCEP (IA - XA)

Forecast: 15Z14JAN2013  
Started: 00Z12JAN2013



# Temperature @ 2m Impact (Aero-NoAero) 15 UTC 14 Jan 2013 (72h)

- 15 UTC (night time)
- Consistently, not much of a surface temperature impact



# Aerosol Indirect Effect



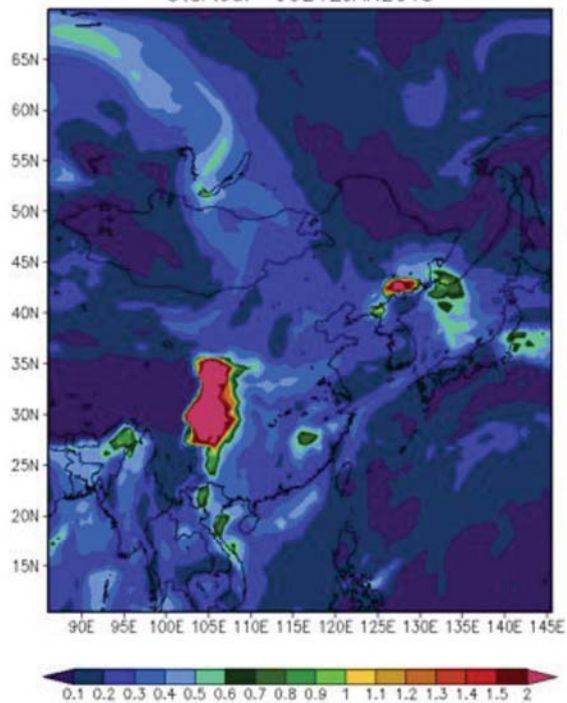
So far, only JMA has submitted these cases

# AOD 550 nm (JMA) 3 UTC 14 Jan 2013



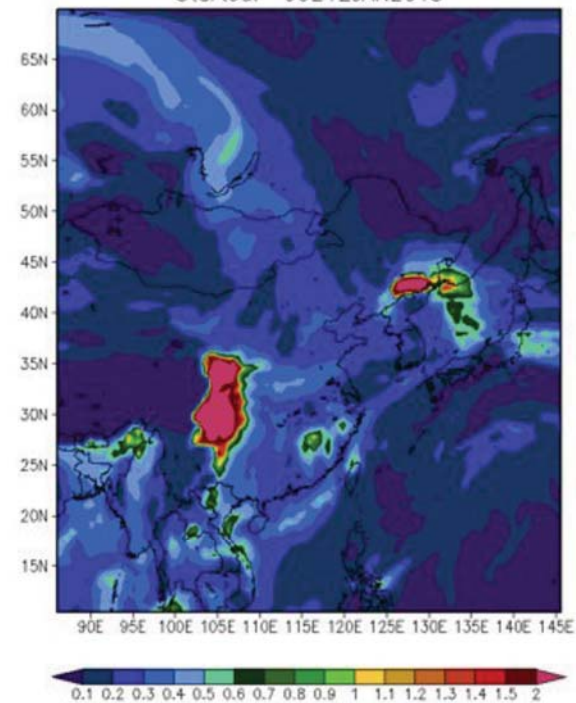
## DIRECT ONLY

Aerosol Optical Depth at 550nm  
JMA (direct effect only)  
Forecast: 03Z14JAN2013  
Started: 00Z12JAN2013



## DIRECT+INDIRECT

Aerosol Optical Depth at 550nm  
JMA (with interactive aerosols)  
Forecast: 03Z14JAN2013  
Started: 00Z12JAN2013



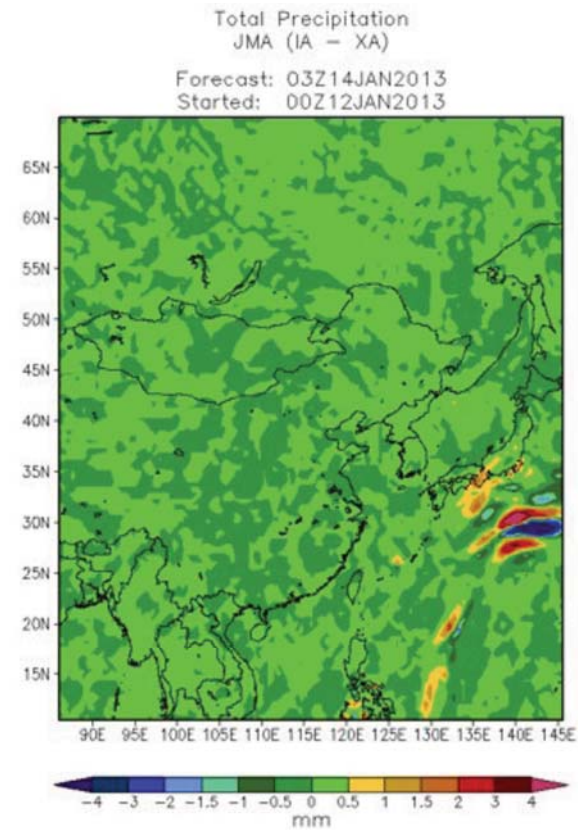
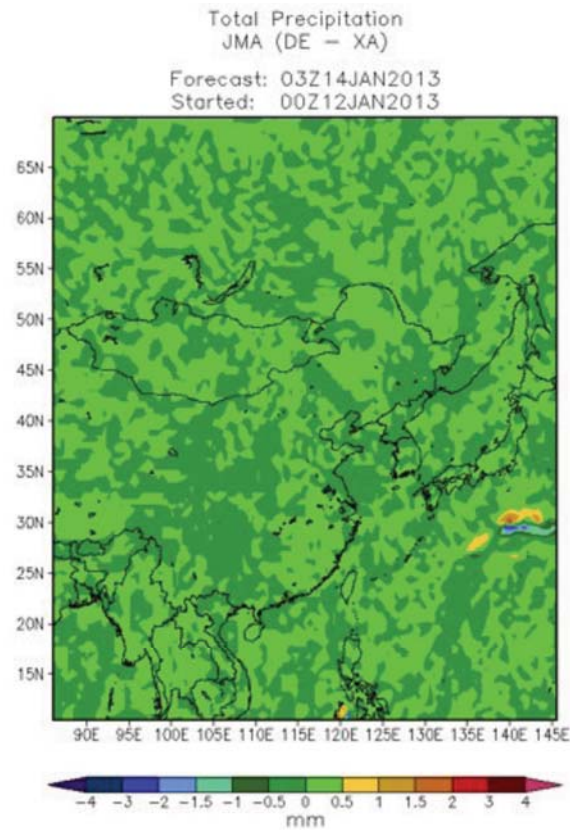
# Precipitation (Cloud Microphysics)

## 3 UTC 14 Jan 2013



**DIRECT ONLY – NO AEROSOL**

**DIRECT+INDIRECT – NO AERO**





# SW Radiation @ Surface (JMA)

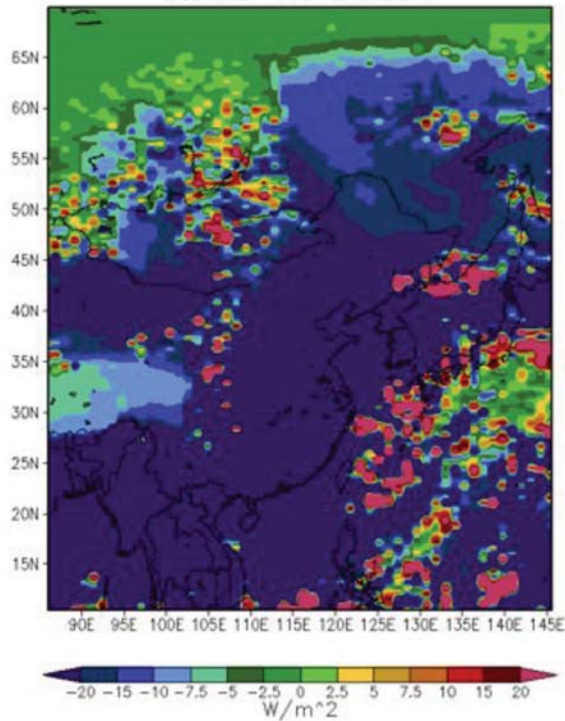
## 3 UTC 14 Jan 2013



### DIRECT ONLY – NO AEROSOL

Shortwave Downwelling Radiative Flux at the Surface  
JMA (DE – XA)

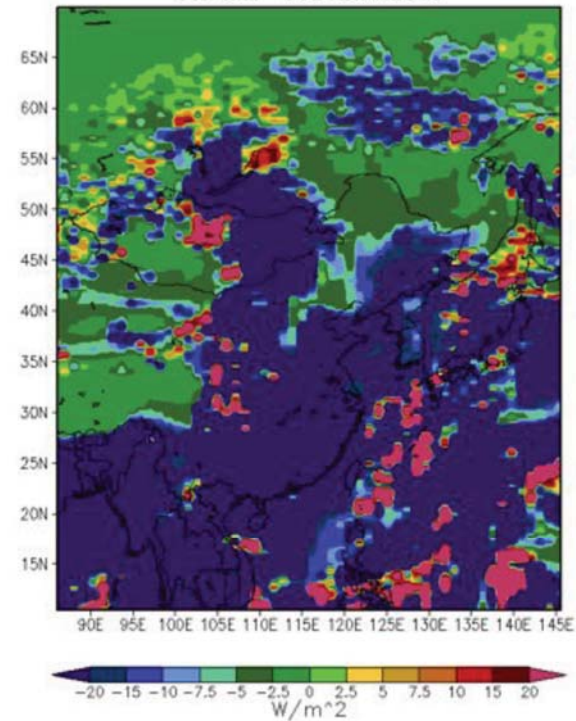
Forecast: 03Z14JAN2013  
Started: 00Z12JAN2013



### DIRECT+INDIRECT – NO AERO

Shortwave Downwelling Radiative Flux at the Surface  
JMA (IA – XA)

Forecast: 03Z14JAN2013  
Started: 00Z12JAN2013



# LW Radiation @ Surface (JMA)

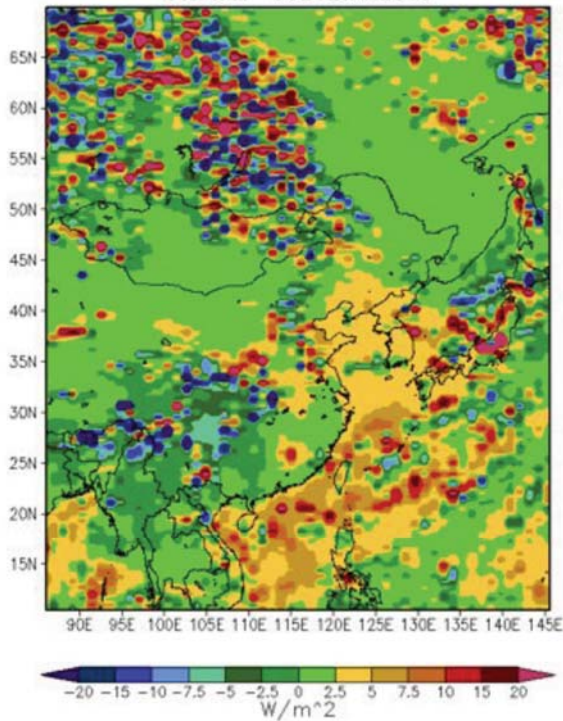
## 15 UTC 14 Jan 2013



### DIRECT ONLY – NO AEROSOL

Longwave Downwelling Radiative Flux at the Surface  
JMA (DE – XA)

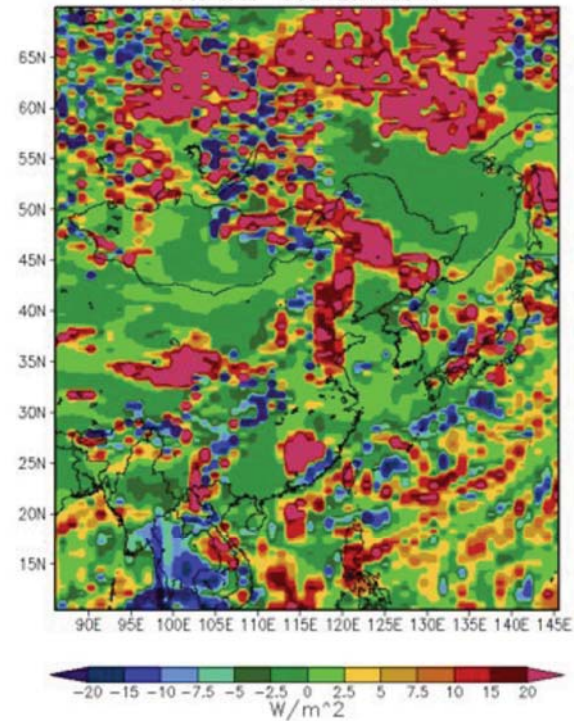
Forecast: 15Z14JAN2013  
Started: 00Z12JAN2013



### DIRECT+INDIRECT – NO AERO

Longwave Downwelling Radiative Flux at the Surface  
JMA (IA – XA)

Forecast: 15Z14JAN2013  
Started: 00Z12JAN2013

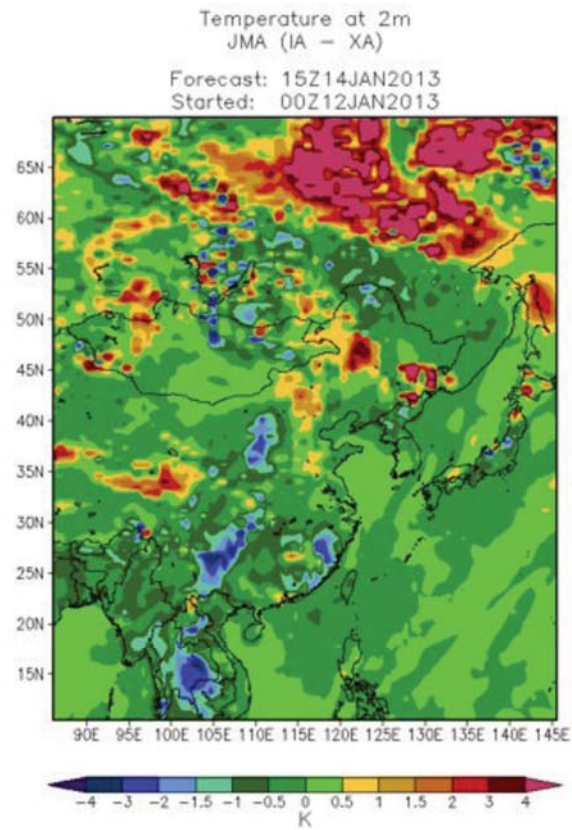
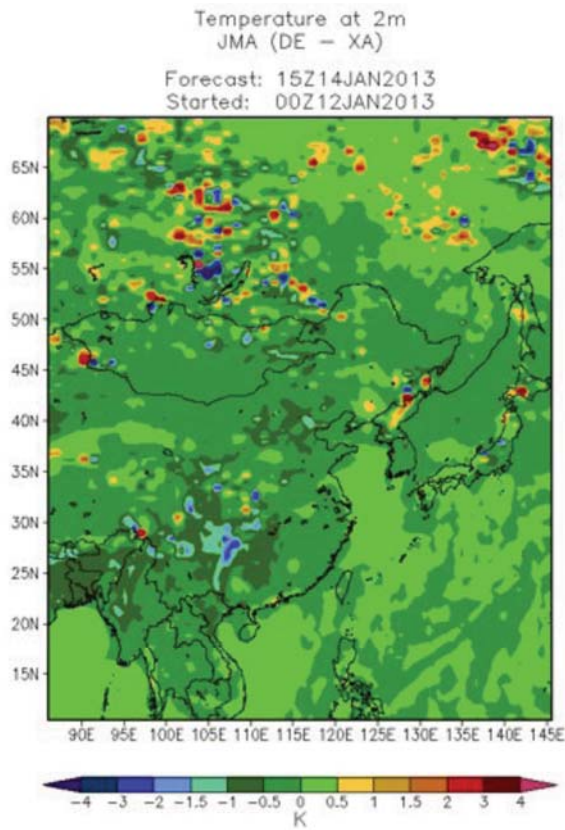


# Temperature @ 2m (JMA) 15 UTC 14 Jan 2013



DIRECT ONLY – NO AEROSOL

DIRECT+INDIRECT – NO AERO

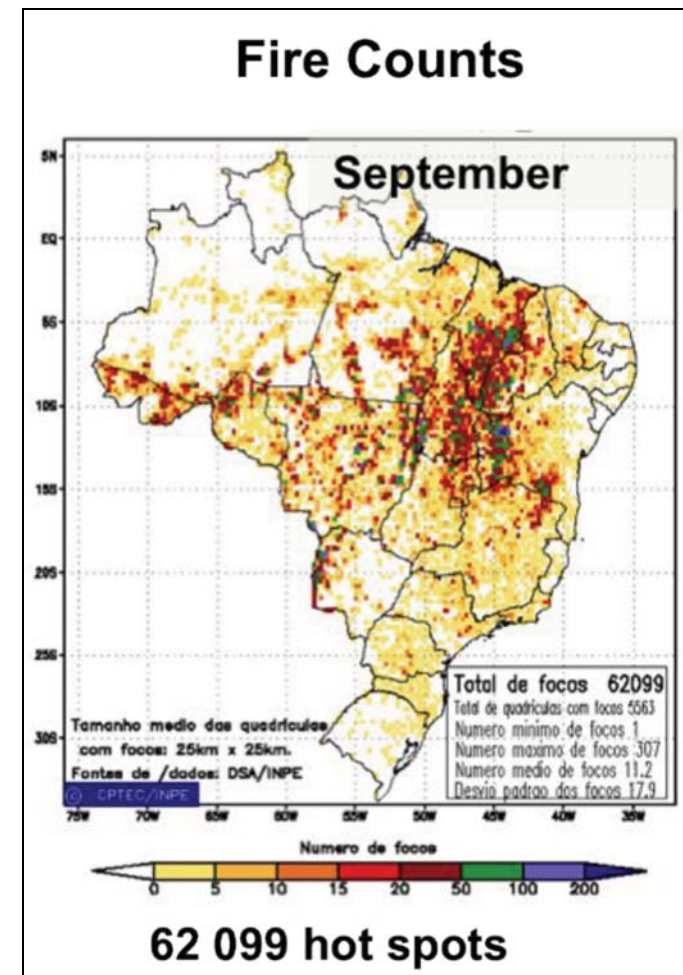


# Case 3

## Persistent Smoke in Brazil



- September 2012
- Forecasts
  - September 5-15, 2012
  - From 0 or 12 UTC
  - 10 day forecasts
- Center of domain
  - 116E, 40N
- Model configuration
  - Same as for NWP
- Direct & Indirect effects



# Concluding Remarks



- WGNE Exercise on Aerosol Impact on NWP is under way
  - Mostly direct effect cases have been submitted
  - Analysis of results progressing
    - Goal: Report by end of 2014, journal article by Q1/Q2 2014
  - There is still time for new participants!
- From these early results
  - Models show some skill in capturing aerosol events
  - Aerosol Direct Radiative forcing not consistent among all models
  - Likewise, near surface wind/temperature response vary
- Further analysis required, e.g.,
  - Validation by independent aerosol and meteorological data
  - Limited assessment of forecast skills
- Leading to refinement of the protocol for phase II.