



Fission Fragment Rocket Engine (FFRE) Technology & Status

PI: R. Werka (MSFC)

Co-I: R. Clark,

Dr. R. Sheldon,

T. Percy

11/17/2014

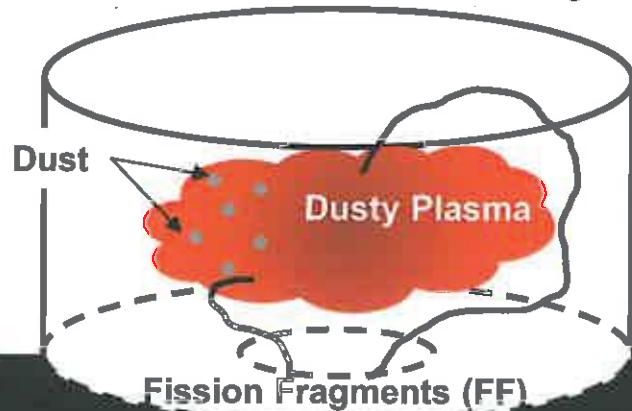
Nuclear Thermal Propulsion Solid Reactor Core

Solid Rods Of Nuclear Fuel, Cooled By High Pressure Hydrogen At High Flowrate Which, As It Is Heated, Provides Thrust



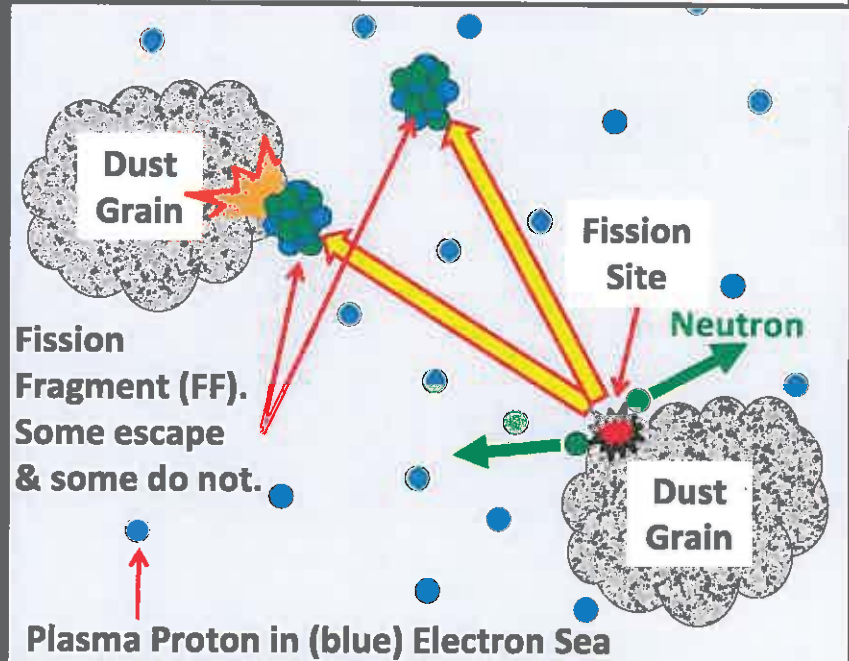
FFRE Dusty Plasma Reactor Core

Cloud Of Dust Grains Are Trapped Electrostatically, FF Trajectories Are Controlled Magnetically



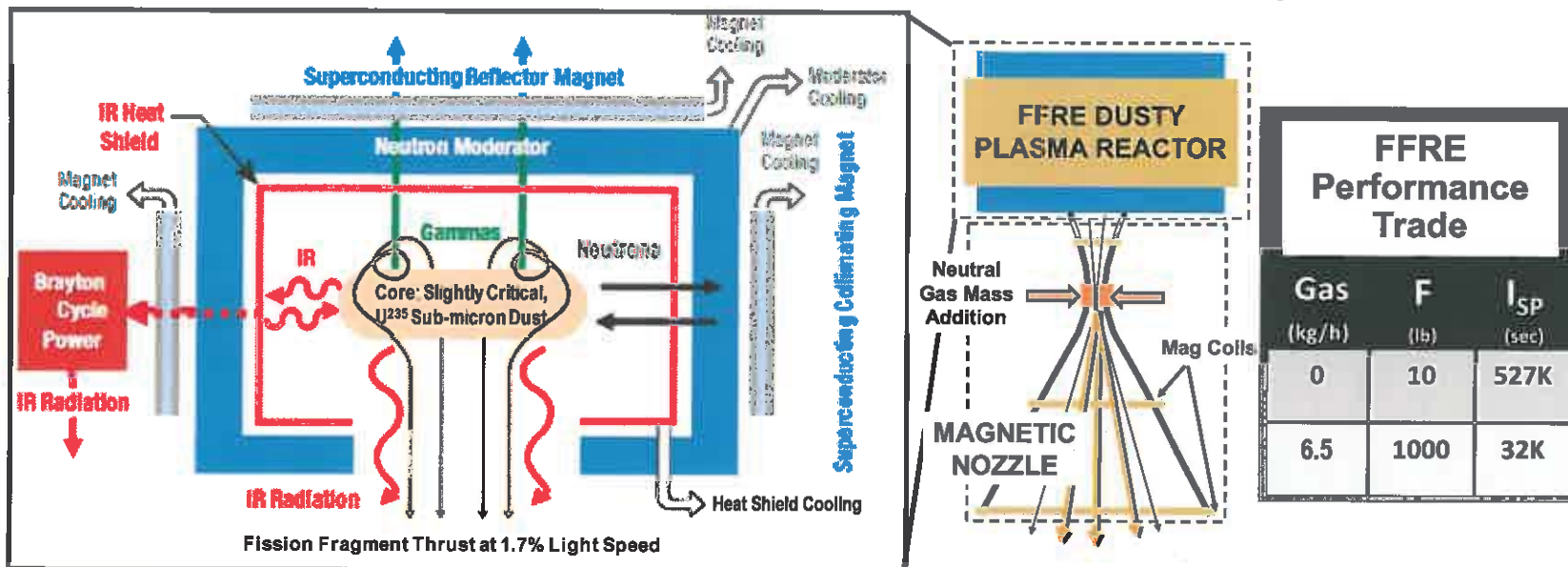
Space Vacuum


Neutrons & FFs Ejected in Fission Event



Dusty Plasma Basic Physics

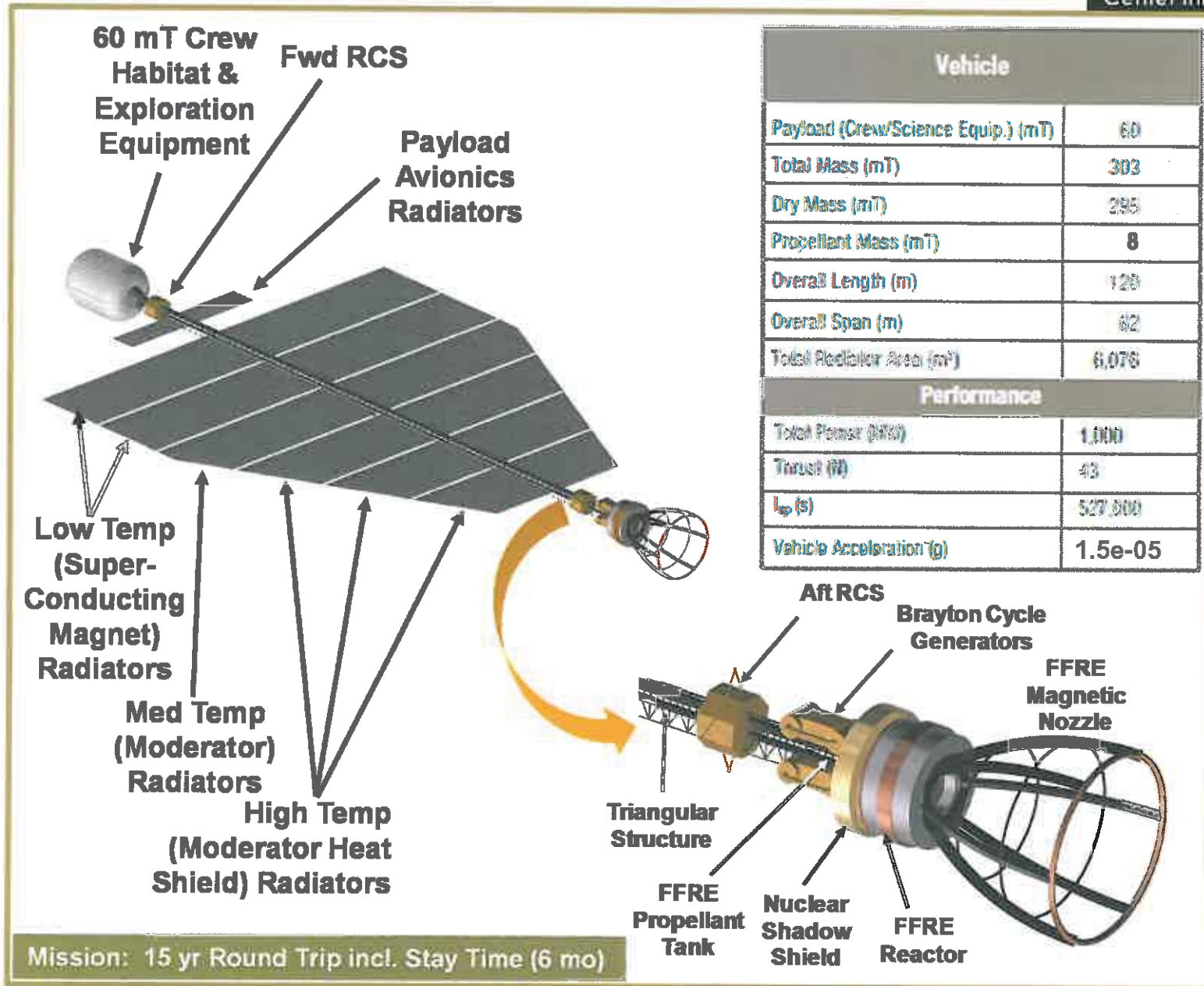
- ❑ Reactor Core Uses Low-Density, Submicron Fissioning Dust Grains
- ❑ Tiny Dust Grains Are Cooled By IR Radiation Alone
- ❑ Moderator Reflects Neutrons To Keep Dust Critical
- ❑ Carbon-Carbon Heat Shield Reflects IR Away From The Moderator.
- ❑ Superconducting Magnets Direct FFs Out Of Reactor.
- ❑ Electricity Is Generated From Heat Shield Coolant
- ❑ Reactor Hole Provides: Heat Escape, FF Escape At 1.7% Light-Speed
- ❑ Adding Neutral Gas To FF Beam Trades Exhaust Velocity For Thrust





NIAC Study FY11

NIAC Spacecraft Overview






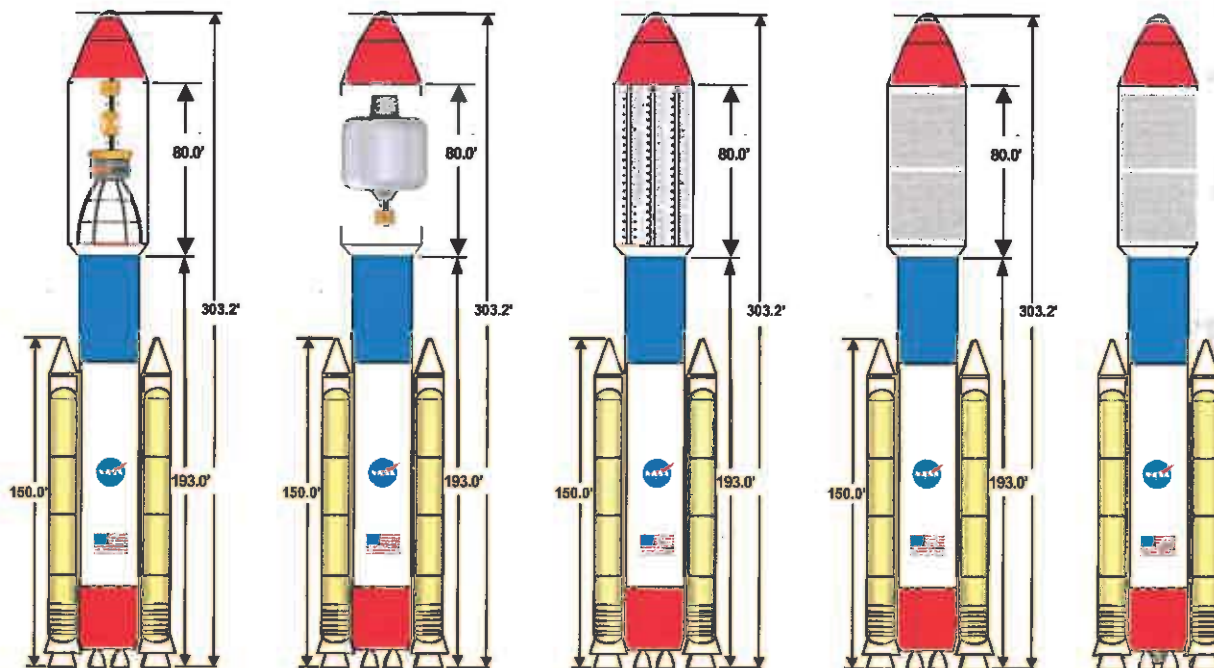
Spacecraft/Typical SLS Packaging



Payload Packaging, hypothetical 12m shroud and ~120mT capacity




FFRE & Braytons Crew & Avionics Structure Backbone Radiators Radiators

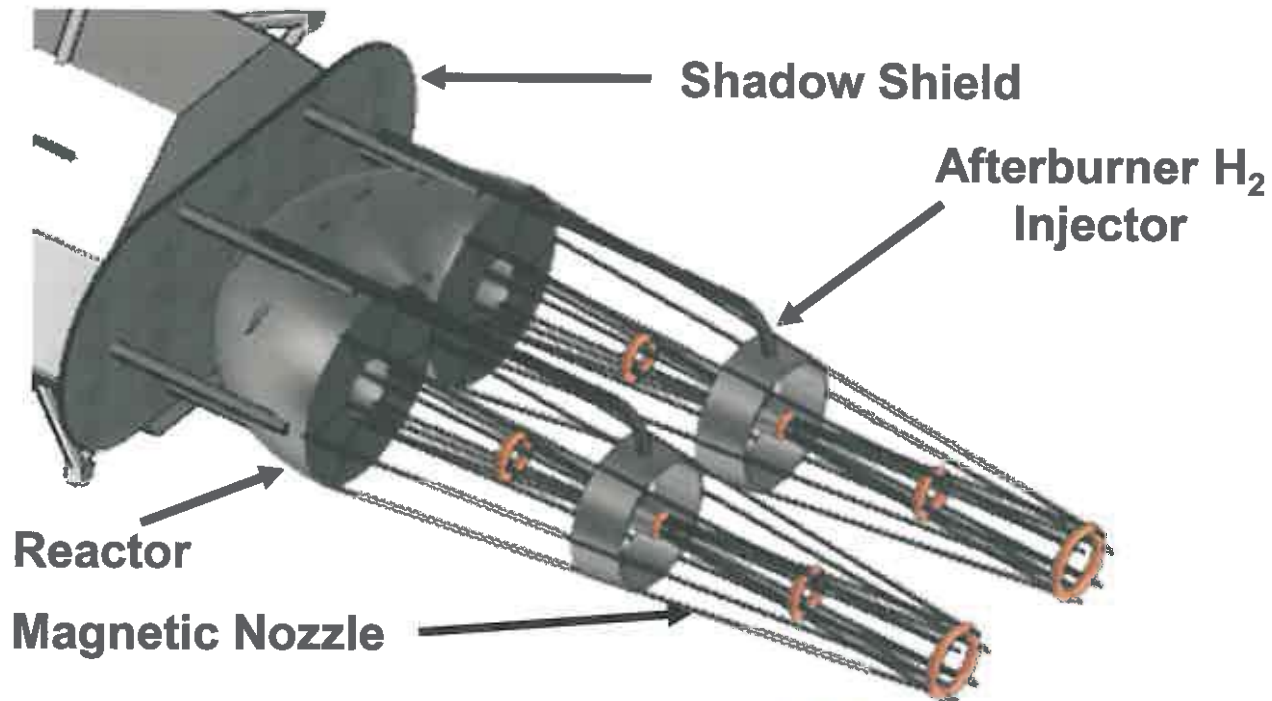










MSFC CIF FFRE Afterburner Study



CIF FFRE Baseline Configuration



Reactor Power: 2500 MW 
Mass Flow: FF **0.25 lb_m / hr** 
 H₂: **145 lb_m / hr** 
Total Thrust: **1046 lbf**
Specific Impulse: **32,000 sec**

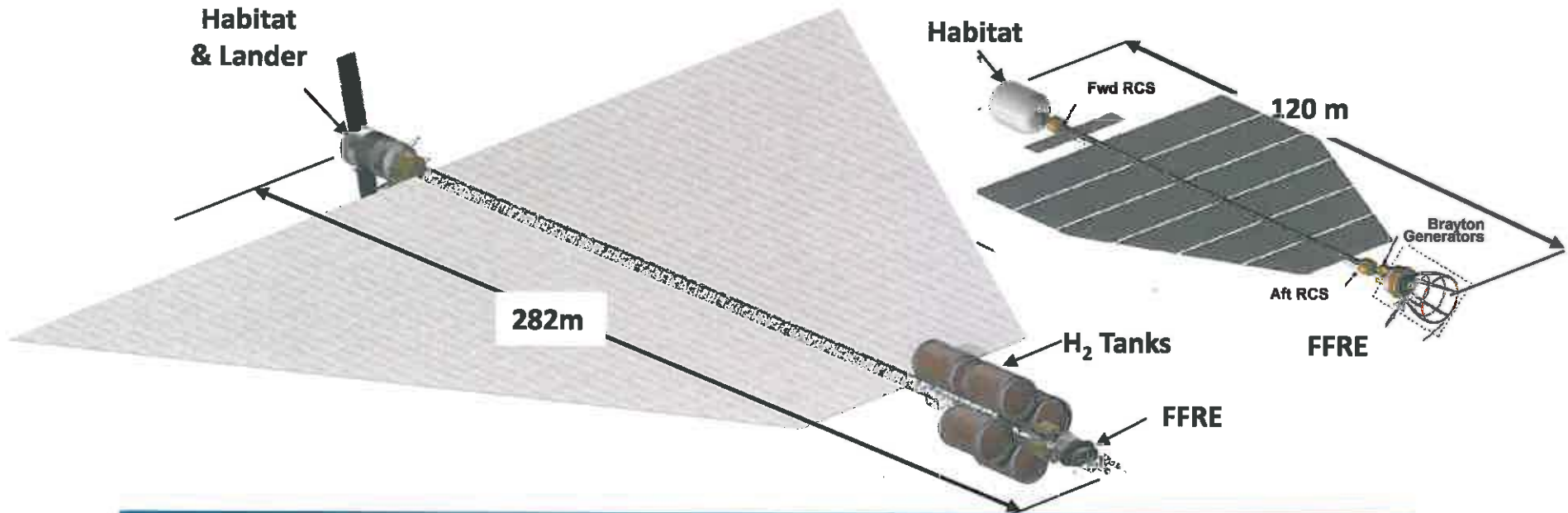
-  Phobos 2A operated at 4100 MW for 10 min - 1968
-  Produces 0.20 inch cube of radioactive material per hour
-  Raises 10m dia x 300m borehole from vacuum to 0.05psi

NIAC Study Vehicle Concept Comparison



CIF: Mars Mission


NIAC: Jupiter Mission

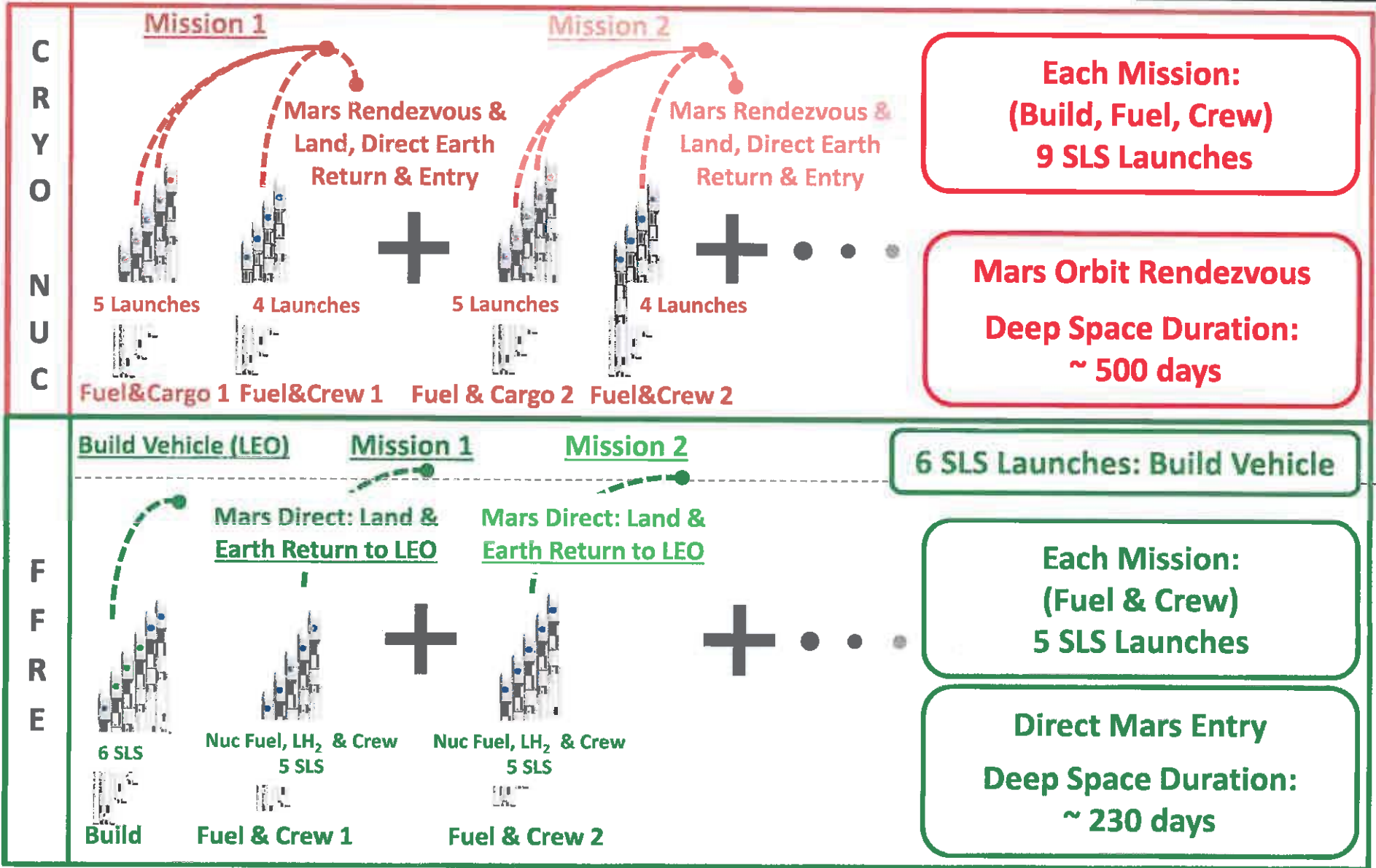


Attributes	CIF	NIAC	Attributes	CIF	NIAC
Reactor Power (MW)	2,500	1,000	Vehicle Wet Mass (mT)	1082	303
FFRE Mass Augmented	Yes	No	Dry Mass (mT)	566	295
Thrust (lbf)	1046	10	Payload Mass (mT)	170	60
Specific Impulse (s)	32,000	527,000	Overall Length (m)	282	120
Nuclear Fuel Mass (mT)	1.5	8.0	Overall Span (m)	205	62
Afterburner Gas Mass (mT)	350	0	Vehicle Acceleration (milli-g)	0.440	0.015
Total Radiator Area (m ²)	22,791	6,076	Mission Duration-1 Way (d)	104	2664



To Mars With Mass Augmented FFRE





- ❑ FFRE is CREDIBLE using today's physics and ordinary engineering
- ❑ Today's FFRE constructs are very inefficient (Ford Model T engine compared to the latest Mustang V-6). MUCH REMAINS TO BE EXPLORED THAT CAN IMPROVE PERFORMANCE.
- ❑ FFRE-propelled spacecraft can carry a heavy payload to any solar system destination and swiftly return with NO REASSEMBLY REQUIRED.
- ❑ THIS MAKES FFRE-PROPELLED SPACECRAFT TRULY GAME CHANGING FOR HUMAN SPACE EXPLORATION.

robert.o.werka@nasa.gov

BUT remember:



USN Admiral Rickover, the "Father of the Nuclear Navy"

- An academic (*propulsion system*):
 1. It is simple, small, cheap, light.
 2. It can be built very quickly.
 3. Very little development is required. It will use off-the-shelf components.
 4. The (*propulsion system*) is in the study phase. It is not being built now.
- A practical (*propulsion system*) can be distinguished by :
 1. Being complicated, large, very expensive, heavy.
 2. Being behind schedule.
 3. Taking a long time due to development problems, esp. on "trivial" items.
 4. Being built now.
- The academic designer uses paper and a pencil with an eraser. Mistakes can always be erased & changed.
- Errs of the practical designer are worn around his neck & cannot be erased.