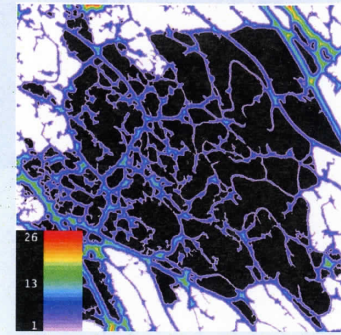



VESGEN Mapping of Bioactive Protection against Intestinal Inflammation: Application to Human Spaceflight and ISS Experiments. PA Parsons-Wingenter¹, X Chen², CP Kelly², HC Reinecker³, ¹NASA-GRC Research & Technology, ²Division of Gastroenterology, Beth Israel Deaconess Medical Center, ³Division of Gastroenterology, Massachusetts General Hospital and Harvard Medical School.

Challenges to successful space exploration and colonization include adverse physiological reactions to microgravity and space radiation factors. Constant remodeling of the microvasculature is critical for tissue preservation, wound healing, and recovery after ischemia. Regulation of the vascular system in the intestine is particularly important to enable nutrient absorption while maintaining barrier function and mucosal defense against microbiota. Although tremendous progress has been made in understanding the molecular circuits regulating neovascularization, our knowledge of the adaptations of the vascular system to environmental challenges in the intestine remains incomplete. This is in part because of the lack of methods to observe and quantify the complex processes associated with vascular responses *in vivo*. Developed by GRC as a mature beta version, pre-release research software, VESSEL GENERATION Analysis (VESGEN) maps and quantifies the fractal-based complexity of vascular branching for novel insights into the cytokine, transgenic and therapeutic regulation of angiogenesis, lymphangiogenesis and microvascular remodeling. Here we demonstrate that VESGEN can be used to characterize the dynamic vascular responses to acute intestinal inflammation and mucosal recovery from *in vivo* confocal microscopic 3D image series. We induced transient intestinal inflammation in mice by DSS treatment and investigated whether the ability of the probiotic yeast *Saccharomyces boulardii* (*Sb*) to protect against intestinal inflammation was due to regulation of vascular remodeling. A primary characteristic of inflammation is excessive neovascularization (angiogenesis) resulting in fragile vessels prone to bleeding. Morphological parameters for triplicate specimens revealed that *Sb* treatment greatly reduced the inflammatory response of vascular networks by an average of 78%. This resulted from *Sb* inhibition of vascular endothelial growth factor receptor signaling, a major angiogenesis signaling pathway. It needs to be determined whether probiotic yeast represents a promising approach to GI protection in space. GRC performed only the VESGEN post-testing analysis.

NASA GRC IR&D04-54/2010 TTP Fund (PPW); NIH DK-068181/DK-043351/AI-093588 (HCR), DK-033506 (HCR/CPK).



VESGEN Mapping of Bioactive Protection against Intestinal Inflammation: Application to Human Spaceflight and ISS Experiments

PA Parsons-Wingenter¹, X Chen², CP Kelly², HC Reinecker³

¹NASA-GRC Research & Technology; ²Gastroenterology, Beth Israel Deaconess Medical Center & ³Gastroenterology, Massachusetts General Hospital at Harvard Medical School

Glenn Research Center

VESGEN Patent Pending

at Lewis Field



VESGEN Mapping of Bioactive Protection against Intestinal Inflammation: Application to Human Spaceflight and ISS Experiments. PA Parsons-Wingenter¹, X Chen², CP Kelly², HC Reinecker³, ¹NASA-GRC Research & Technology, ²Division of Gastroenterology, Beth Israel Deaconess Medical Center, ³Division of Gastroenterology, Massachusetts General Hospital and Harvard Medical School.

Challenges to successful space exploration and colonization include adverse physiological reactions to microgravity and space radiation factors. Constant remodeling of the microvasculature is critical for tissue preservation, wound healing, and recovery after ischemia. Regulation of the vascular system in the intestine is particularly important to enable nutrient absorption while maintaining barrier function and mucosal defense against microbiota. Although tremendous progress has been made in understanding the molecular circuits regulating neovascularization, our knowledge of the adaptations of the vascular system to environmental challenges in the intestine remains incomplete. This is in part because of the lack of methods to observe and quantify the complex processes associated with vascular responses *in vivo*.

Developed by GRC as a mature beta version, pre-release research software, VESSEL GENERATION Analysis (VESGEN) maps and quantifies the fractal-based complexity of vascular branching for novel insights into the cytokine, transgenic and therapeutic regulation of angiogenesis, lymphangiogenesis and microvascular remodeling. Here we demonstrate that VESGEN can be used to characterize the dynamic vascular responses to acute intestinal inflammation and mucosal recovery from *in vivo* confocal microscopic 3D image series. We induced transient intestinal inflammation in mice by DSS treatment and investigated whether the ability of the probiotic yeast *Saccharomyces boulardii* (*Sb*) to protect against intestinal inflammation was due to regulation of vascular remodeling. A primary characteristic of inflammation is excessive neovascularization (angiogenesis) resulting in fragile vessels prone to bleeding. Morphological parameters for triplicate specimens revealed that *Sb* treatment greatly reduced the inflammatory response of vascular networks by an average of 78%. This resulted from *Sb* inhibition of vascular endothelial growth factor receptor signaling, a major angiogenesis signaling pathway. It needs to be determined whether probiotic yeast represents a promising approach to GI protection in space. GRC performed only the VESGEN post-testing analysis. NASA GRC IR&D04-54/2010 TTP Fund (PPW); NIH DK-068181/DK-043351/AI-093588 (HCR), DK-033506 (HCR/CPK).

Glenn Research Center

VESGEN Patent Pending

at Lewis Field



A black and white photograph of an astronaut in a space suit, viewed from the side, looking out into space. The Earth's curved horizon is visible on the left. A bright star with a prominent diffraction pattern is in the upper right. The astronaut's helmet has a small light on the side. The overall scene is dark, emphasizing the isolation of space.

Successful, Long-Term Human Space Exploration

***Prophylaxis against GI Inflammation &
Other Microvascular Risk Factors***

Microvascular Remodeling and Angiogenesis

Fundamental to healthy physiology, disease progression and successful prophylactic/therapeutic strategies on Earth and in Space

Dynamic Microvascular Remodeling in GI Tract

- Permeability enables nutrient absorption
- Yet must provide barrier protection & mucosal defense against microbiota

Analysis Methods Lacking for Remodeling Microvasculature

VESsel GENeration Analysis (VESGEN) Software

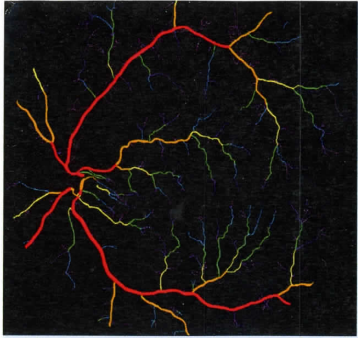
- Innovative research discovery tool for informative mapping and quantification of vascular remodeling throughout the body
- Retina as window to the body
- Leaf venation remodeling in ISS-utilized *Arabidopsis thaliana*

Glenn Research Center

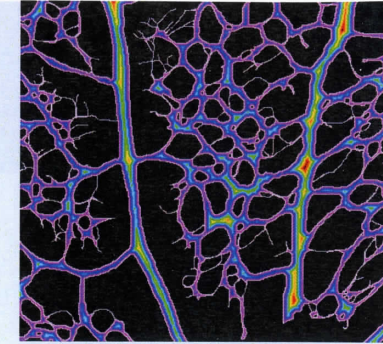
VESGEN Patent Pending

at Lewis Field





Human Retina



Mouse Retina

VESGEN

*Mapping and Quantification
of Branching Vascular Pattern*

Vascular Trees

Human Retina

Avian CAM, Yolksac and Mouse/Avian Coronary Vessels

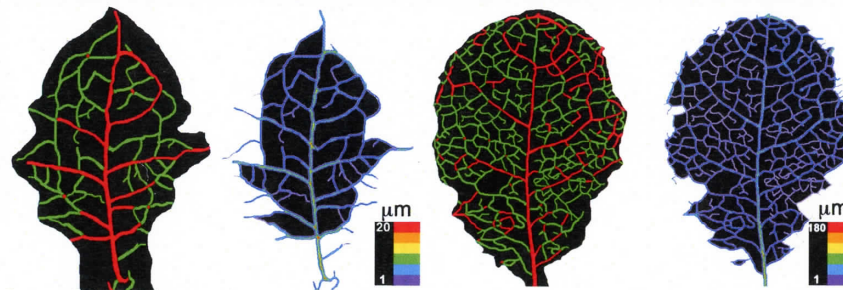
Vascular Networks

Mouse Intestinal Inflammation, CAM Lymphatic Vessels

Vascular Tree-Network Composites

Mouse Postnatal Retina, Early Embryonic Coronary Vessels

Leaf Venation Patterns in *Arabidopsis thaliana*



Glenn Research Center

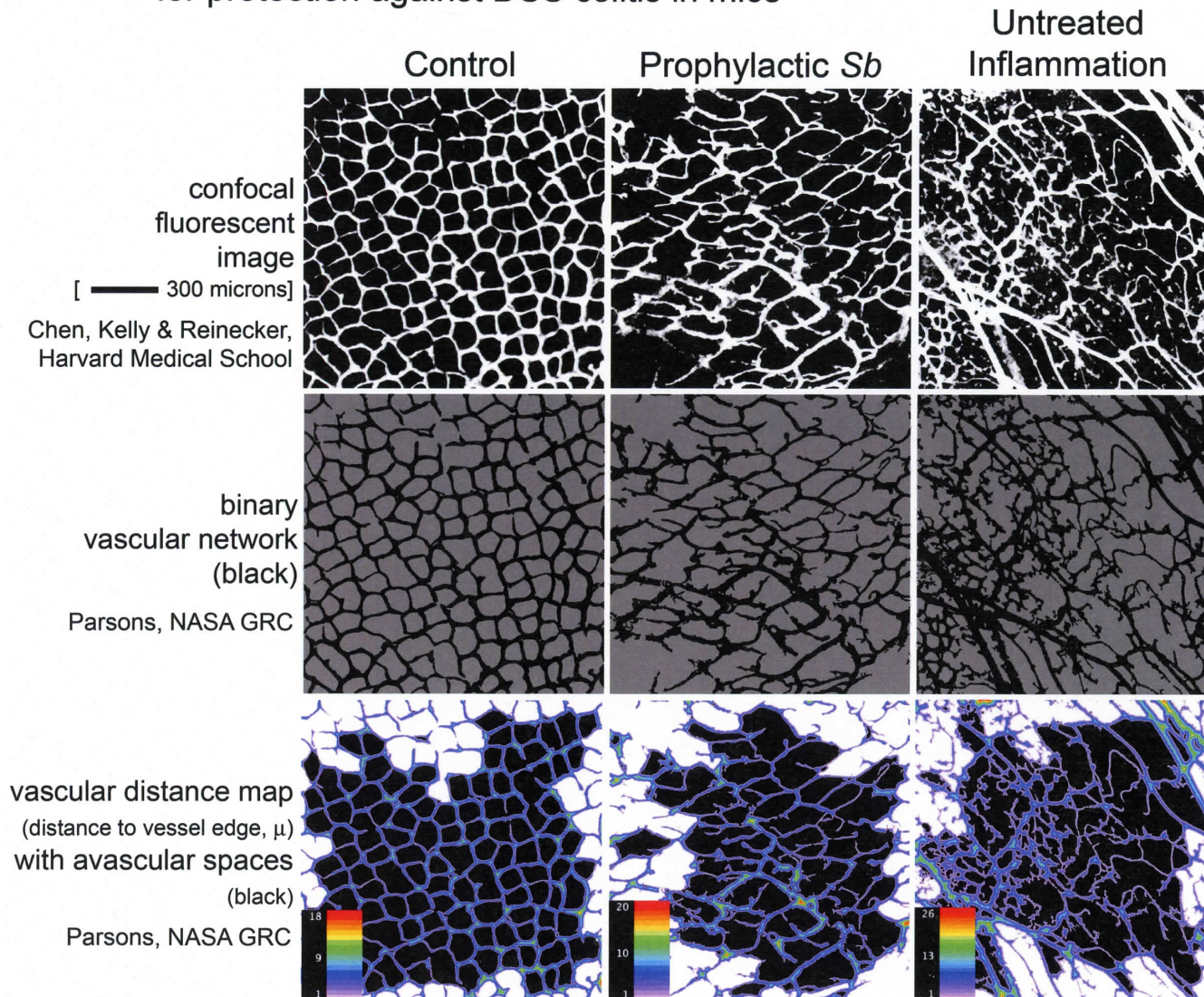
VESGEN Patent Pending

at Lewis Field



Methods for Experimental Model of GI Inflammation by VESGEN Vascular Analysis

Oral administration of probiotic yeast *Saccharomyces boulardii* (*Sb*)
for protection against DSS colitis in mice



Complex System Results for GI Vascular Networks by VESGEN: Probiotic *Sb* Restores Normal Vascular Architecture by 78%

| Vascular Parameter | <i>Control</i> | <i>Probiotic Sb</i> | <i>Inflammation</i> | PARAMETER CONCLUSION |
|---------------------------|-------------------|---------------------|---------------------|--|
| Vessel Diameter (μ) | 16.4 \pm 0.5 | 17.4 \pm 1.4 | 17.6 \pm 0.7 | <i>SIMPLE Parameter</i> not different |
| Vascular Area Fraction | 0.272 \pm 0.020 | 0.293 \pm 0.040 | 0.409 \pm 0.072 | <i>COMPLEX Parameter</i> significantly different |
| Branch Points | 326 \pm 32 | 452 \pm 25 | 981 \pm 259 | <i>COMPLEX</i> significantly different |
| End Points | 134 \pm 5 | 266 \pm 41 | 548 \pm 101 | <i>COMPLEX</i> significantly different |
| Avascular Spaces | 100 \pm 14 | 104 \pm 8 | 240 \pm 79 | <i>COMPLEX</i> significantly different |

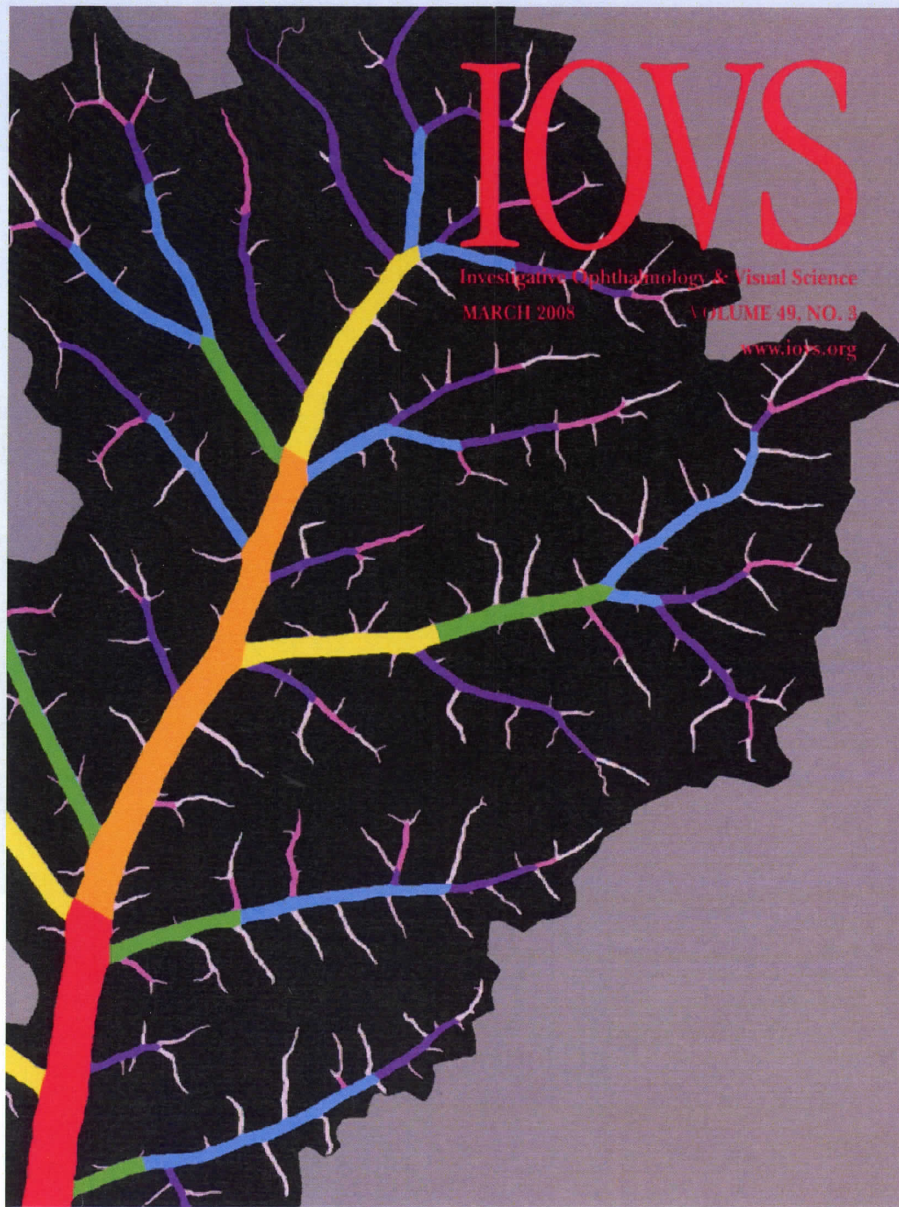
Triplicate mean \pm std dev

Glenn Research Center

VESGEN Patent Pending

at Lewis Field





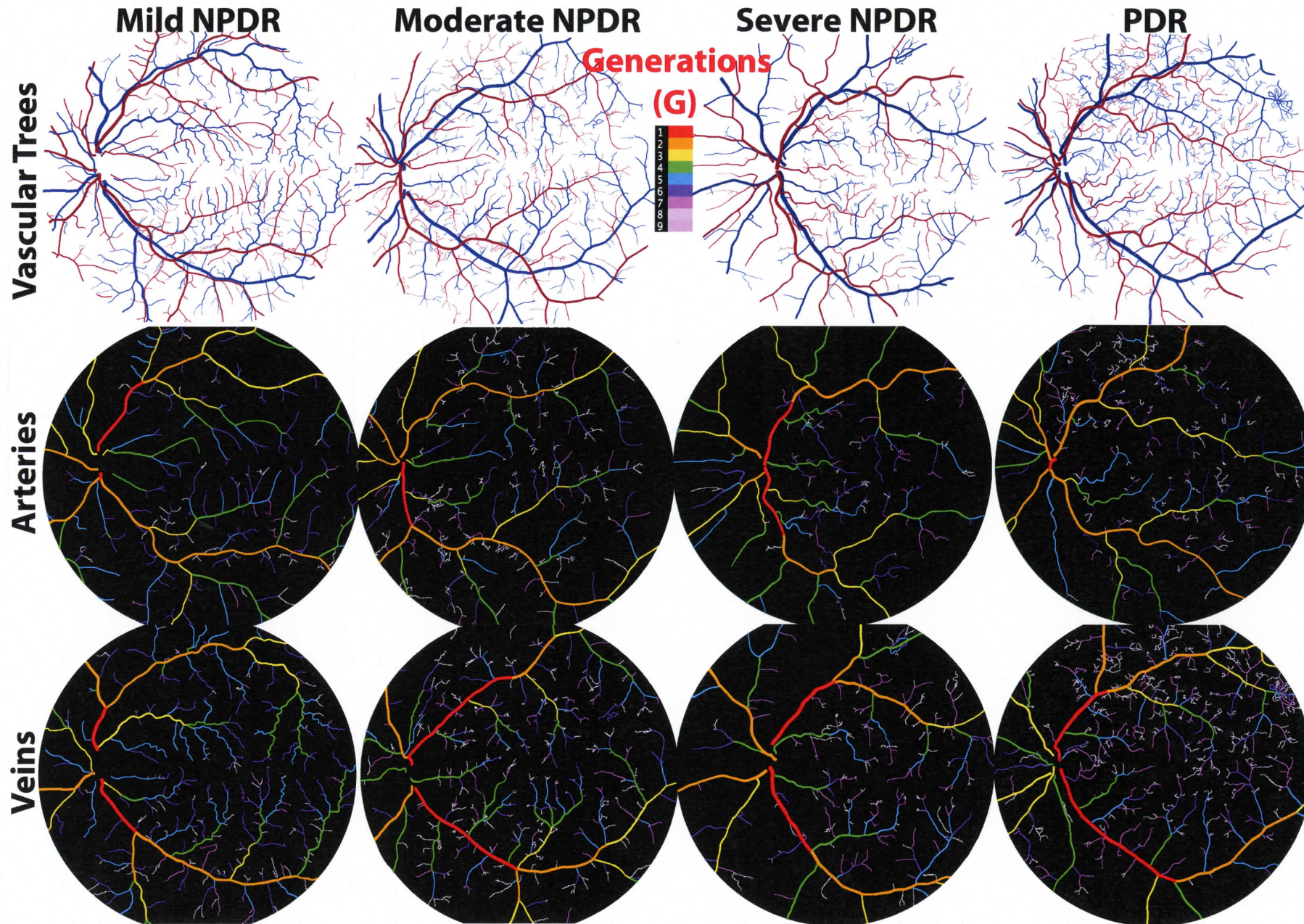
Glenn Research Center

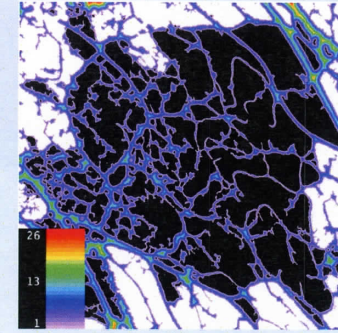
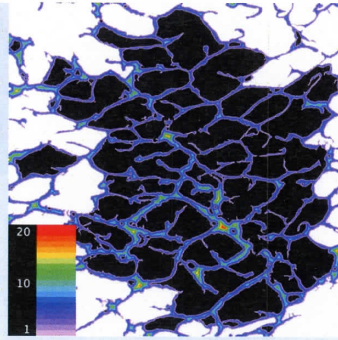

VESGEN Patent Pending

at Lewis Field



Mapping of Progressive Blinding Human Retinopathy by VESGEN





Conclusions

- By VESGEN mapping and quantification, probiotic yeast protected against GI vascular inflammation by 78% *in vivo*
- Probiotic yeast offers a promising approach to GI protection in space, perhaps against radiation and generalized inflammation as well as infectious disease
- Innovative VESGEN application to GI inflammation – building on previously published work for vascular tissues including human and rodent retina; avian CAM, avian and rodent coronary vessels and remodeling leaf venation patterns in *Arabidopsis thaliana*

Glenn Research Center

VESGEN Patent Pending

at Lewis Field



Acknowledgements

**Harvard Medical School, Division of Gastroenterology/Beth Israel Deaconess
Medical Center & Gastrointestinal Unit/Massachusetts General Hospital**
Xinhua Chen, Ciaran P Kelly, Hans-Christian Reinecker

NASA Glenn Research Center
Mary Vickerman

**University of New Mexico School of Medicine, Dept. Pathology/Center for
Spatiotemporal Modeling of Cell Signaling**
Krishnan Radhakrishnan

Cole Eye Institute, Cleveland Clinic Foundation
Peter Kaiser, Jonathan Sears, Quteba Ebrahim

Supported by NASA GRC Technology Development Fund, NEI/NIDDK R01 EY017529, NASA
IR&D 04-54

Glenn Research Center

VESGEN Patent Pending

at Lewis Field

