

Orion Launch Abort System Nominal Jettison Performance on Exploration Flight Test – 1

R. McCauley, J. Davidson, and R. Winski
NASA Marshall Space Flight Center
NASA Langley Research Center
Analytical Mechanics Associates, Inc
June 2015





Orion Multi-Purpose Crew Vehicle (MPCV)



Orion Multi-Purpose Crew Vehicle will serve as the next generation exploration vehicle

- Capable of transporting astronauts on a variety of expeditions beyond low Earth orbit

Orion Spacecraft

- Crew Module is larger than Apollo

 - 16.5 ft diameter at the heat shield

- Can support crew members for short or long-duration spaceflight missions

 - Crew up to 4

 - Deep space missions of up to six months

Timeline

- Program started in 2005

- Contract awarded to Lockheed-Martin in 2006

- Abort system flight test May 2010 (Pad Abort – 1)

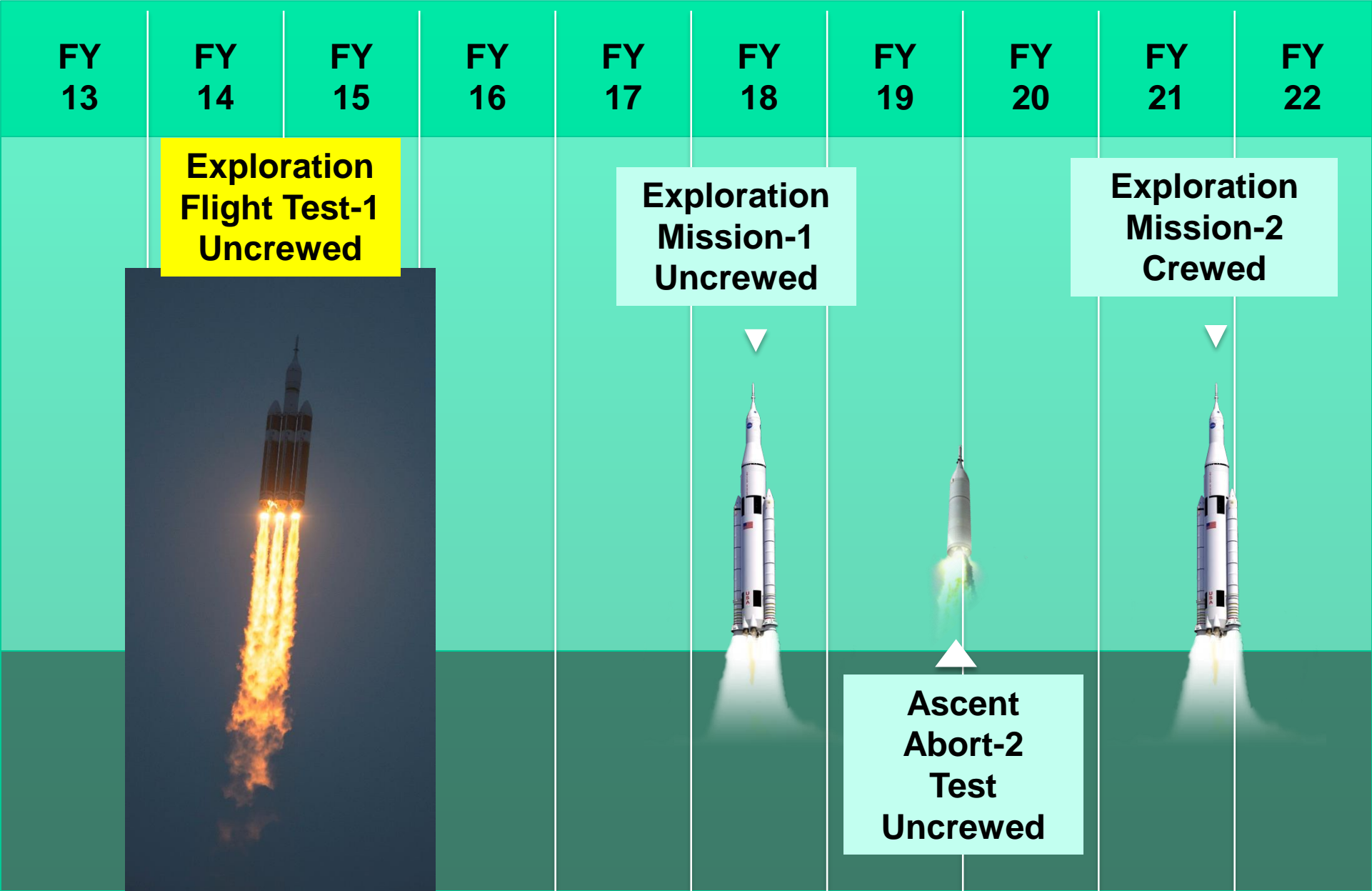
- Exploration Flight Test-1 successfully conducted December 2014

- Spacecraft orbit and re-entry test launched on Delta-VI Heavy from Space Launch Complex 37 at Cape Canaveral Air Force Station





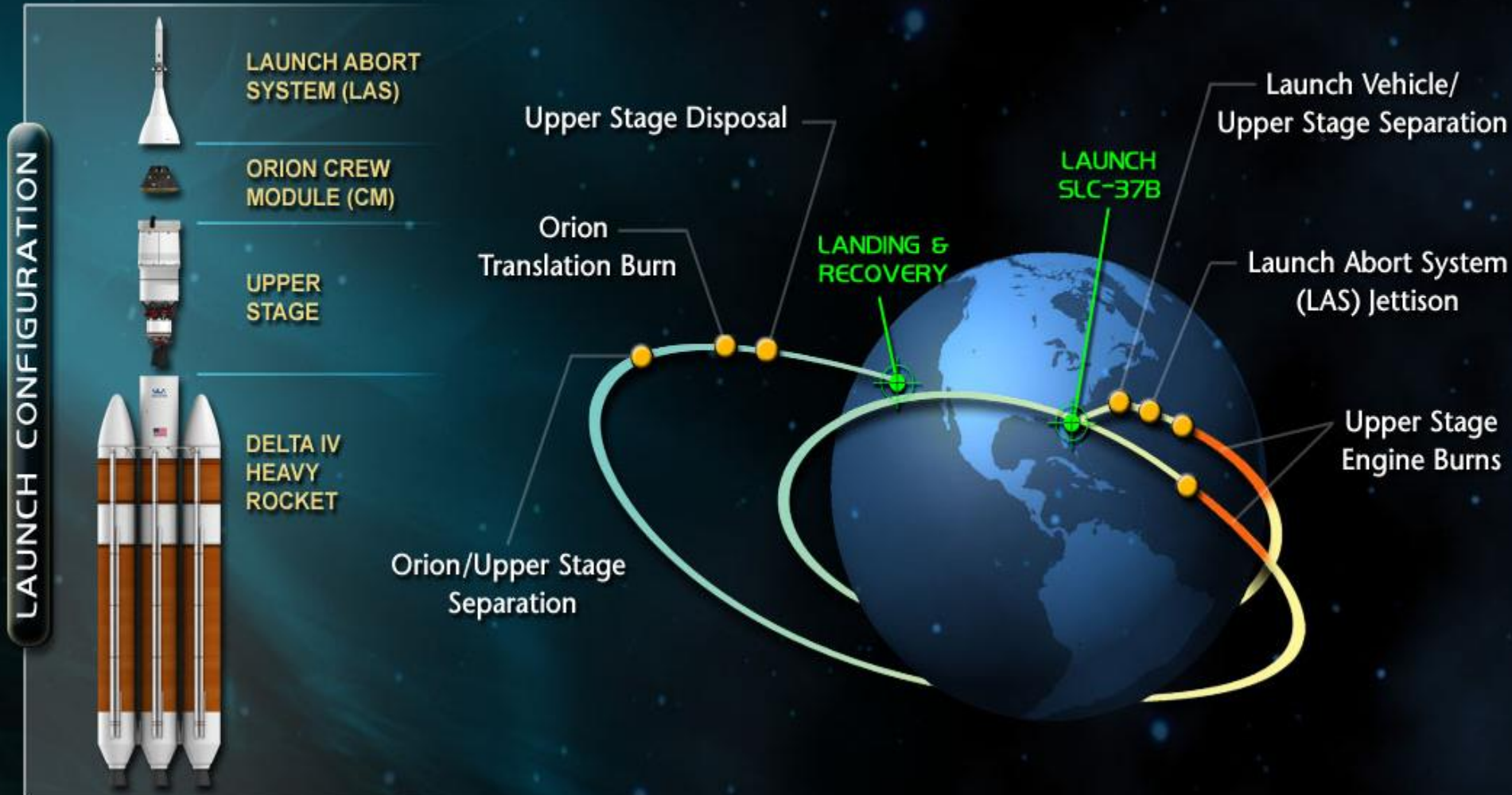
Orion Flights



EXPLORATION FLIGHT TEST ONE

OVERVIEW

TWO ORBITS • 20,000 MPH ENTRY • 3,671 MILE APOGEE • 28.6 DEGREE INCLINATION



EFT-1 mission used to validate and test systems critical to crew safety

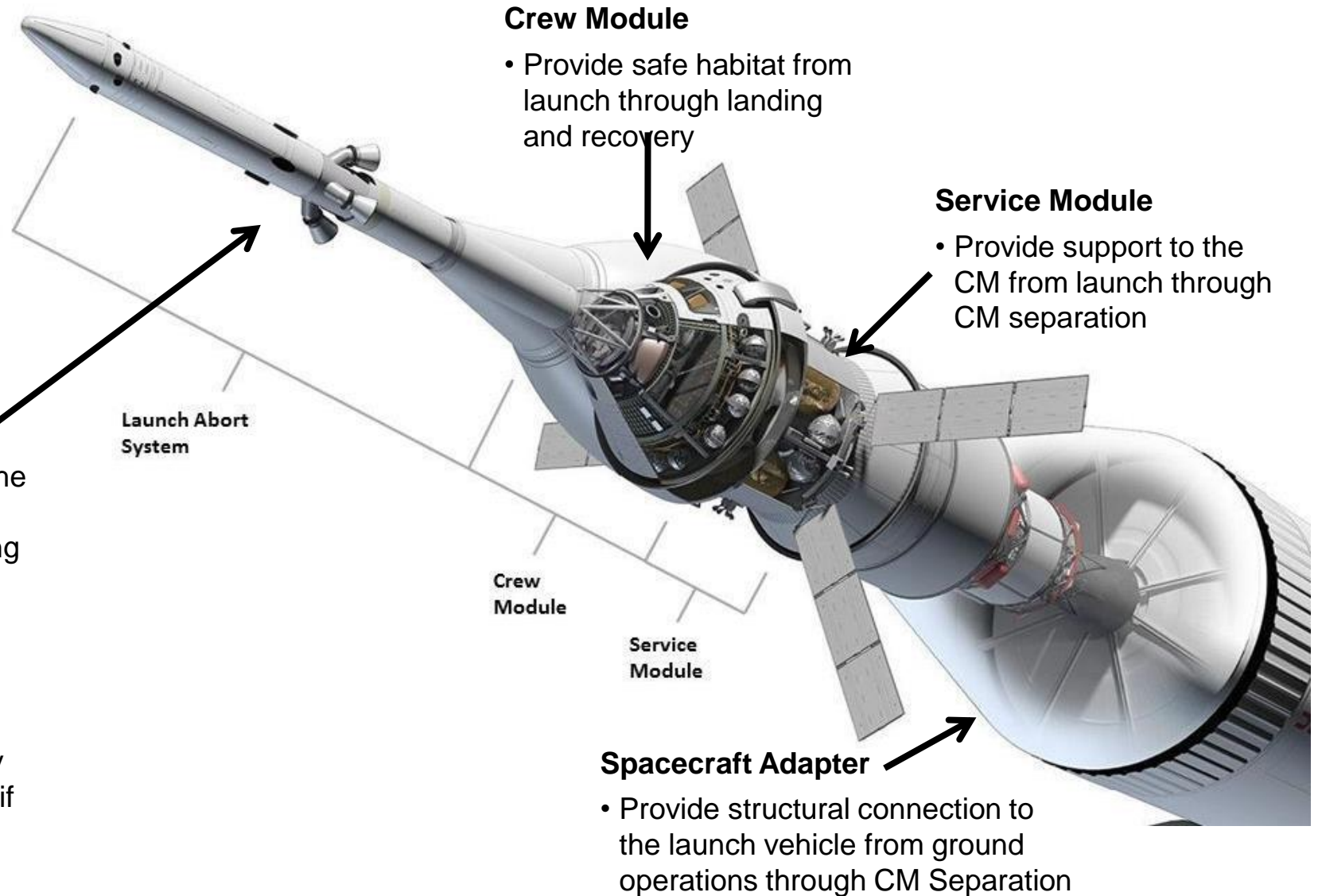
- Demonstrate nominal LAS jettison during ascent
- Demonstrate high speed entry, including Thermal Protection System, entry guidance and control, and landing recovery system

Orion consists of four modules:

- Spacecraft Adapter
- Service Module
- Crew Module
- Launch Abort System

Launch Abort System

- Provide protection for the CM from atmospheric loads and heating during first stage flight
- Safely jettison after successful pad operations and first stage flight
- Provide abort capability from the pad to 300k ft if problem during ascent



LAS Dimensions (approx)

- 45 ft tall
- 3 ft diameter at the Tower
- 16 ft diameter at the Base

◆ Attitude Control Motor (Inert on EFT-1)

- Enables active flight control for steering and stable nose-forward flight during abort
- Controls re-orientation to heat shield forward to enable LAS jettison and chute deployment

◆ Jettison Motor

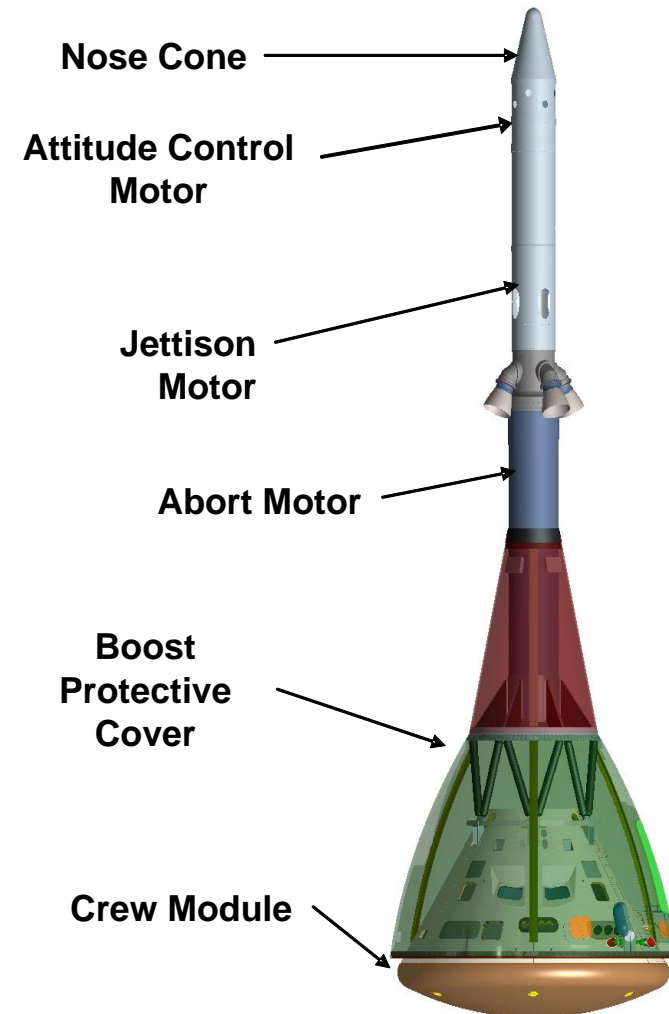
- ◆ Thrust for LAS jettison during nominal launch and abort

◆ Abort Motor (Inert on EFT-1)

- ◆ Thrust to quickly pull the Crew Module away if problems develop during the launch

◆ Boost Protective Cover (Fairing)

- ◆ Protection against aero-acoustic loading, heating, and Abort Motor plume impingement



**Launch Abort Vehicle:
Crew Module + LAS**

LAS provides emergency escape capability from pad to approximately 300k feet if problem on launch pad or during ascent



**Attitude Control
Motor controls
coast and
reorientation**



**LAS
jettison
from CM**



**CM drogue &
main chute
deployment**



**LAS Abort Motor &
Attitude Control Motor
ignited**





EFT-1 and LAS Nominal Jettison



For a nominal ascent, LAS provides protection for the CM from atmospheric loads and heating during first stage flight

- Nominal Jettison occurs every launch after successful first stage flight
- ◆ **EFT-1 mission used to validate and test systems critical to crew safety**
 - One of the key separation events tested during EFT-1 was the nominal jettison of the LAS
 - LAS nominal jettison event on EFT-1 occurred at approx. six minutes and twenty seconds after liftoff

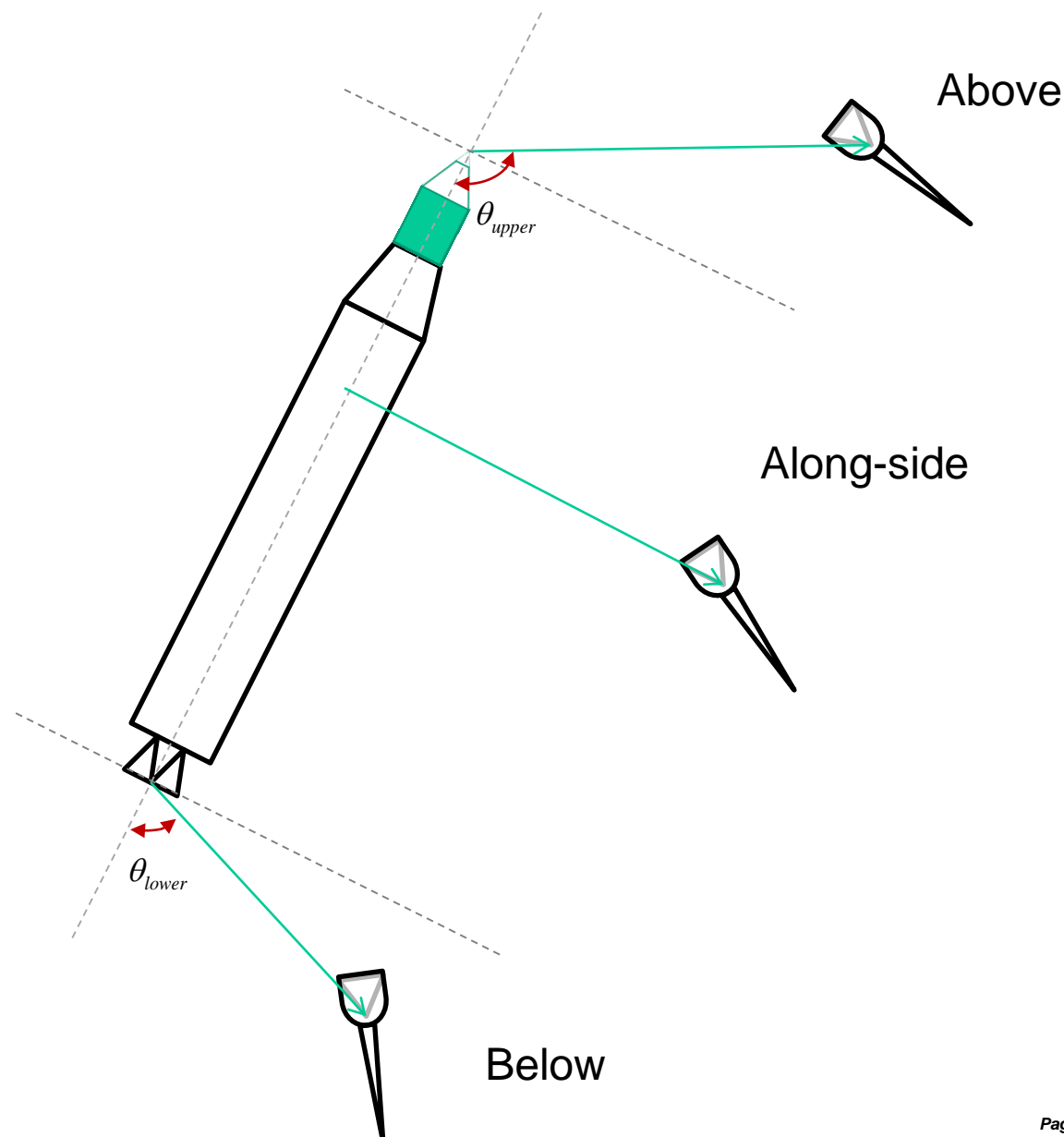
A suite of developmental flight instrumentation (DFI) was included on the flight test to provide data on spacecraft subsystems and separation events

- Data used to verify function of the jettison motor to separate the Launch Abort System from the crew module



◆ Demonstrate LAS separation during nominal ascent

- *No CM/LAS recontact detectable by onboard data or post-flight inspection of the CM.*
- *Visual observation of LAS jettison to include onboard observation assets to observe initial release and separation dynamics, LAS fly-away trajectory, and second approach and clearance of the Orion spacecraft and launch vehicle.*
- *No LAS contact with launch vehicle after separation detectable by onboard observation assets.*



EFT-1 LAS nominal jettison flight trajectory reconstruction being used for


- Assessment of performance vs flight test objectives
- JM thrust profile assessment and LAS water impact analysis

Two measurements being used to analyze the near/mid-field LAS-to-CM relative motion

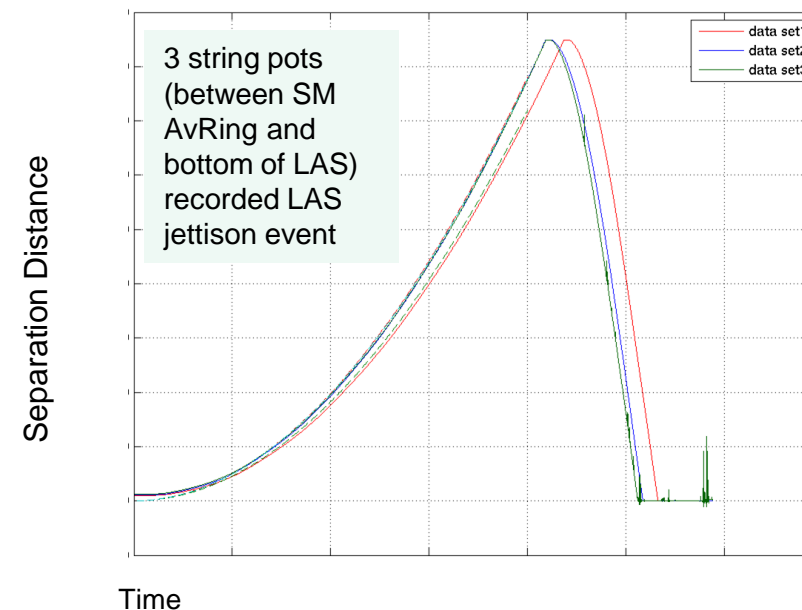
- Docking hatch window camera video frame dimensional analysis
- String potentiometer (3x) lanyard spool DFI measurement
- Lanyard Extension Displacement Transducer (String Pot) uses a lanyard to turn a rotary potentiometer to measure extension of lanyard from lanyard drum



Video Data



EFT-1 String Pot LAS Jettison Data





EFT-1 LAS Nominal Jettison Trajectory Reconstruction from Flight Data



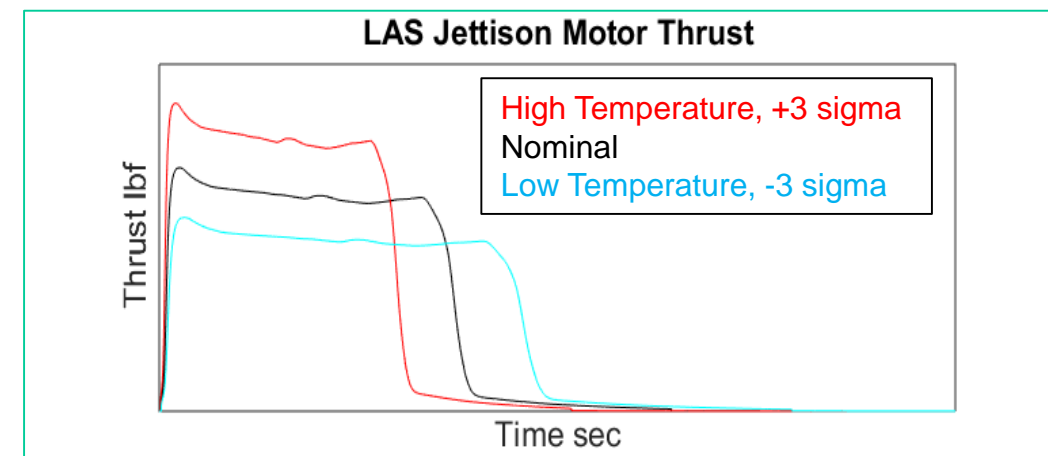
Conducted comparison of EFT-1 LAS jettison separation potentiometer flight data with LAS POST2 Non-Linear 6-Degree-of-Freedom trajectory simulation results

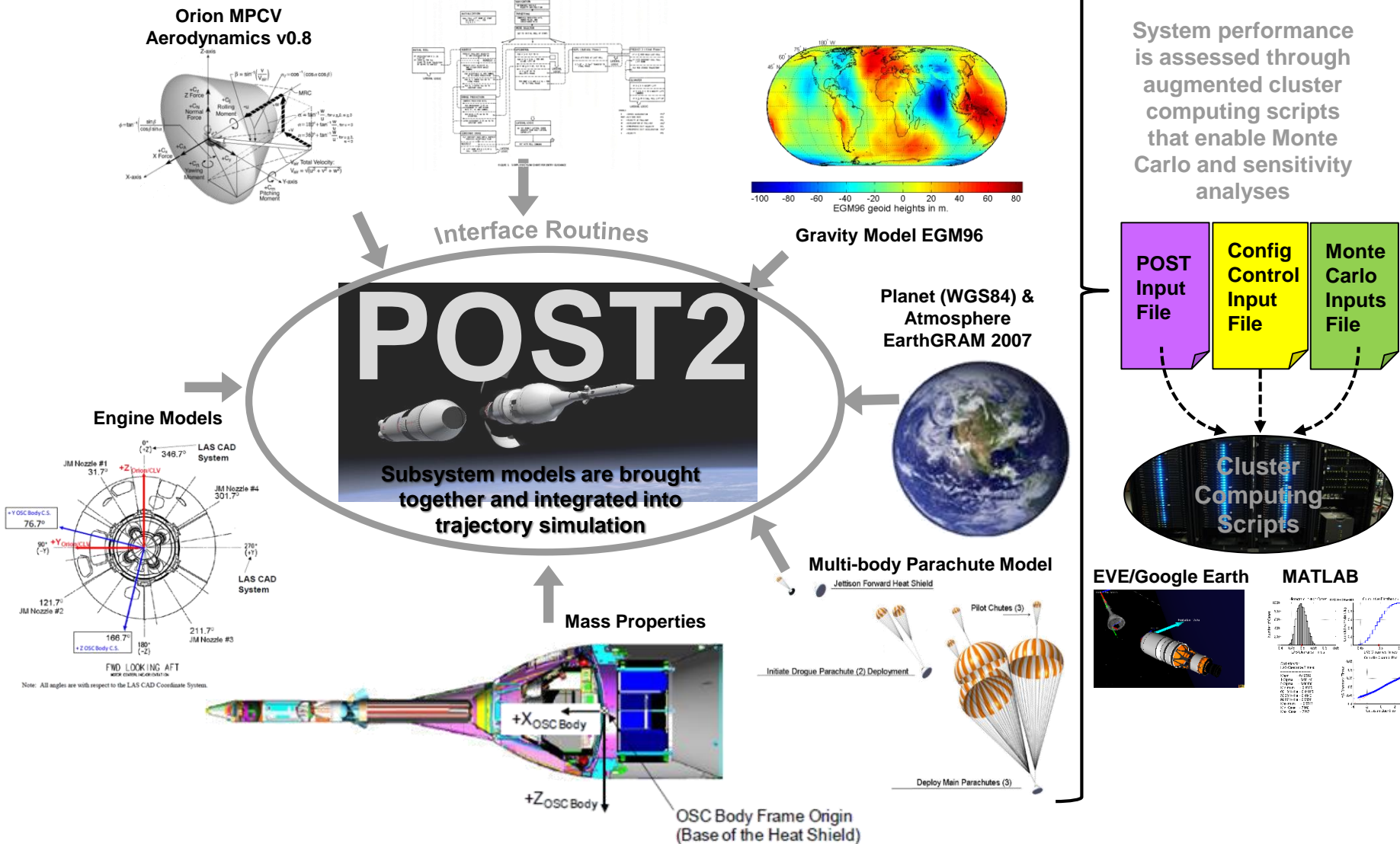
- Simulation model analysis includes
 - EFT-1 Day of Launch Mass Properties
 - EFT-1 Best Estimated Trajectory LAS Jettison initial conditions
 - Jettison Motor thrust model
 - Includes effects due to propellant temperature variations and motor burn rate uncertainty

Analysis results show LAS jettison consistent with pre-flight analysis

- Analysis indicates a strong correlation between LAS separation distance trajectories and JM propellant temperature
- Daily temperature varied between 60 degF and 78 degF during 2 days before launch
- Estimated internal LAS temperature at jettison point = 73.7 degF

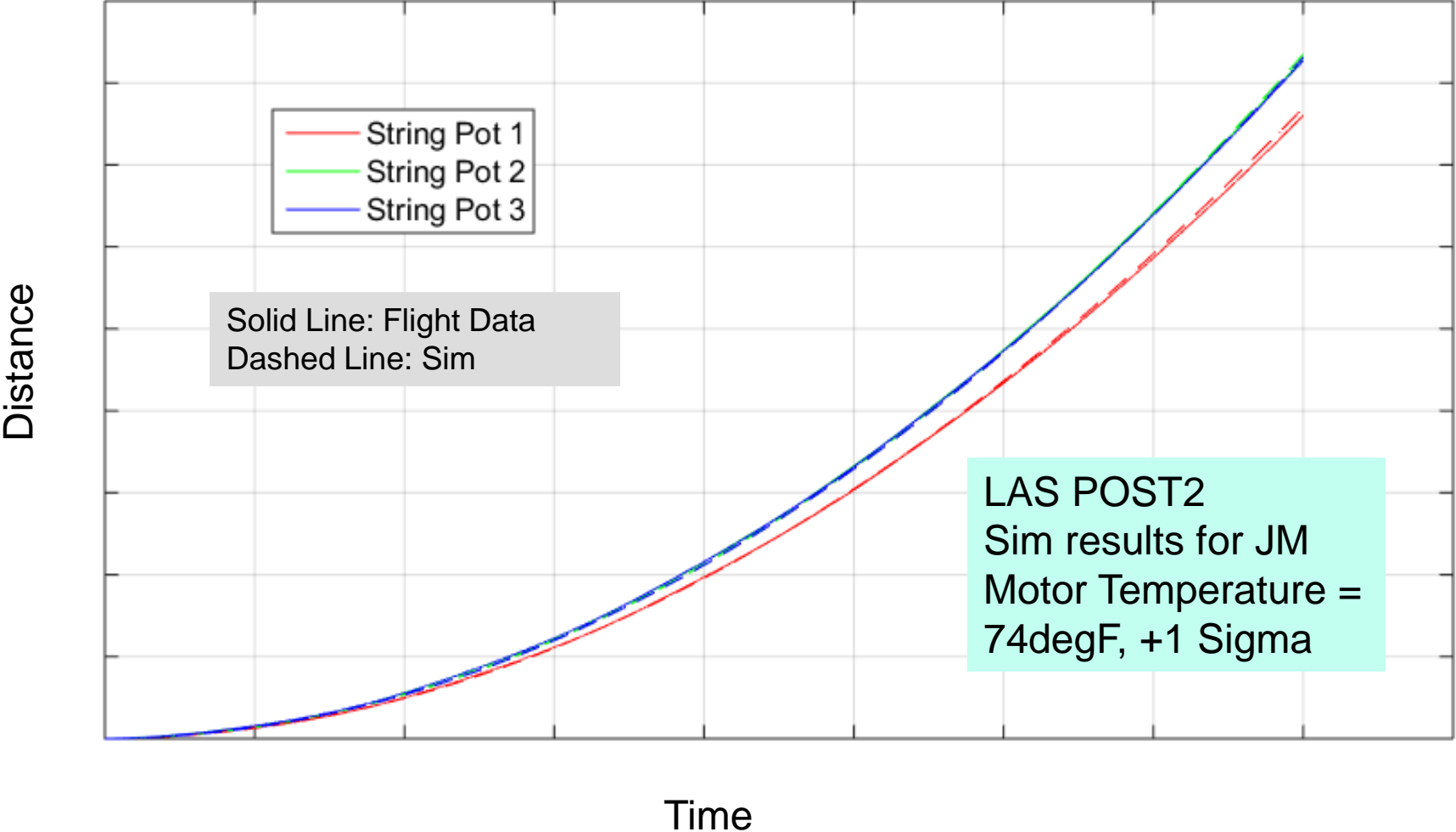
| Temperature Data (degF) | Dec 3, 2014 | Dec 4, 2014 | Dec 5, 2014 |
|-------------------------|-------------|-------------|-------------|
| Maximum | 77 | 78 | 77 |
| Average | 68.5 | 69.5 | 71.5 |
| Minimum | 60 | 61 | 66 |








EFT-1 LAS Jettison Separation Data to LASO POST2 Simulation Comparison



Analysis results show LAS jettison consistent with pre-flight analysis

- ◆ LASO POST2 jettison trajectories used as input into Engineering Visualization Environment (EVE) to compare reconstructed trajectory to still images from flight video



LAS jettison trajectory visualization consistent with flight video



Concluding Remarks



- ◆ **Orion Multi-Purpose Crew Vehicle will serve as the next generation exploration vehicle**
 - Capable of transporting astronauts on a variety of expeditions beyond low Earth orbit
- ◆ **Exploration Flight Test -1 (EFT-1) successfully conducted December 2014**
 - Spacecraft orbit and re-entry test launched on Delta-VI Heavy
 - A suite of developmental flight instrumentation provided data on spacecraft subsystems and separation events
 - Data used to verify the function of the jettison motor to separate the Launch Abort System from the crew module
- ◆ **Conducted comparison of EFT-1 LAS jettison separation flight data with POST2 Non-linear 6-Degree-of-Freedom trajectory simulation results**
 - Analysis results show LAS jettison trajectory consistent with pre-flight analysis
 - Performance slightly higher than predicted
 - Met all LAS jettison flight test objectives
- ◆ **Next Orion flight test (Exploration Mission-1 (EM-1)) planned for 2018**
 - Launching on Space Launch System (SLS) from KSC

