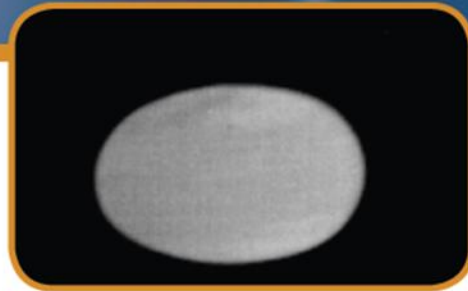

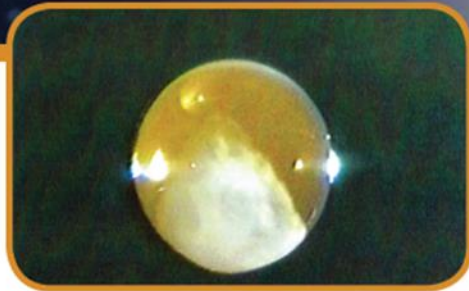


# Marshall Space Flight Center Electrostatic Levitation Laboratory



## The NASA MSFC Electrostatic Levitation (ESL) Laboratory – Summary of Capabilities, Recent Upgrades, and Future Work

Michael P. SanSoucie

David J. Vermilion

Jan R. Rogers

NASA Marshall Space Flight Center (MSFC), Huntsville, AL


31st Annual Meeting of the American Society  
for Gravitational and Space Research  
Alexandria, VA  
November 11-14, 2015

# Outline

---

- Laboratory Capabilities
- Rapid Quench System
- Oxygen Partial Pressure Control
- High Temperature Emissivity Measurement System (HiTEMS)


# MSFC Electrostatic Levitation (ESL) Laboratory



- Michael SanSoucie (EM50)
- Jan Rogers (EM50)
- Paul Craven (EM50)
- David Vermilion (EM50)
- Trudy Allen (METTS)
- Glenn Fountain (ESSSA)
- Curtis Bahr (ESSSA)

# MSFC Electrostatic Levitation (ESL) Laboratory


## Main Chamber



Main chamber

- The MSFC ESL Lab is a national resource for researchers developing advanced materials for new technologies
- Electrostatic levitation
  - Containerless process
    - Eliminates any container-sample interaction
    - Allows for deep undercooled of samples
- Can process elements, alloys, refractory metals, superalloys, ceramics, oxides, and glasses
- The lab typically measures thermophysical properties
  - Density
  - Surface tension
  - Viscosity
  - Phase diagram studies
- The lab hosts government, academic, and commercial investigators
- Provides ground-based support for US investigators with levitation experiments on ISS
  - ESA's Materials Science Laboratory Electromagnetic Levitator (MSL-EML)
  - JAXA's Electrostatic Levitation Furnace (ELF)
- The lab has two levitators
- The lab's main levitation chamber has a broad range of capabilities
  - Creep measurement
  - Triggered nucleation
  - Solidification velocity measurement
  - Oxygen partial pressure control
  - Ability to run in a gaseous environment up to 5atm
  - Rapid quench

# MSFC Electrostatic Levitation (ESL) Laboratory Portable Chamber



Portable chamber

- Portable chamber
  - Brought to Argonne National Laboratory
  - Used in a high-energy beamline for determination of equilibrium and non-equilibrium phase diagrams<sup>1</sup>
  - Used for structure and phase determination of quasicrystals<sup>2</sup>
- Now used for
  - phase diagram studies
  - density
  - surface tension
  - viscosity
  - test plan development
  - processing of volatile or challenging materials

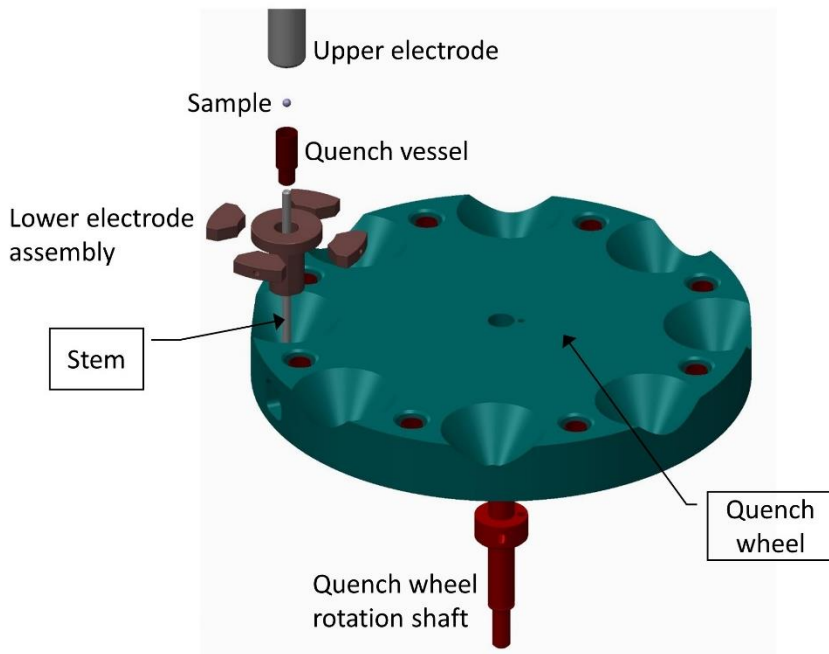
#### References:

1. Gangopadhyay, A.K., et. al., *Beamline electrostatic levitator for in situ high energy x-ray diffraction studies of levitated solids and liquids*, Review of Scientific Instruments 76, 073901, 2005
2. Kelton, K.F., et. al., *First X-Ray Scattering Studies on Electrostatically Levitated Metallic Liquids: Demonstrated Influence of Local Icosahedral Order on the Nucleation Barrier*, Physical Review Letters, 90, 195504, 2003



# Rapid Quench System

- Rapid quench system
  - Samples are dropped into a quench vessel filled with a low melting point material
    - Thereby allowing rapid quenching of undercooled liquid metals
    - Typically use a gallium-indium alloy (61Ga 25In 13Sn 1Zn) as a quench medium
- Stepper motors controlled by LabVIEW are used to turn the quench wheel as well as to raise and lower the stem
- Quench vessels can be raised or lowered using the same stem that is used to launch the samples
- Up to 8 quench vessels can be loaded into the quench wheel
- An exploded view of the system is shown to the left



# Rapid Quench System

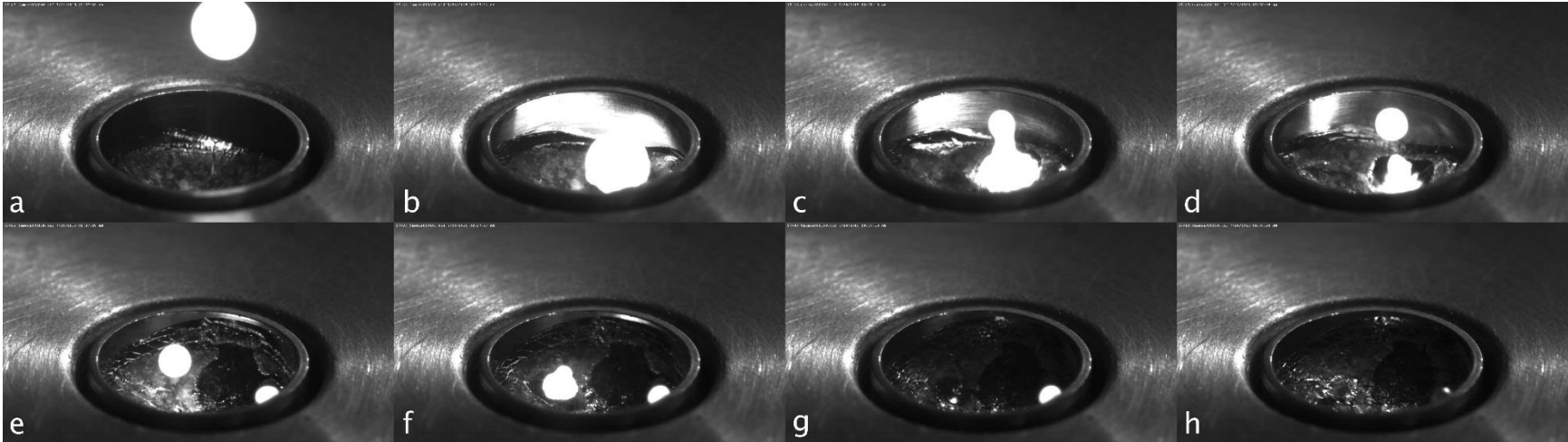


Quench wheel, stem, and quench vessel



Quench vessel filled with a gallium-indium alloy

# Quench Sequence





# Quench Video

---

- Show video of sequence from previous slide

# Quench Video


---

- Video showing recalescence


# Oxygen Partial Pressure Control



Oxygen Pump



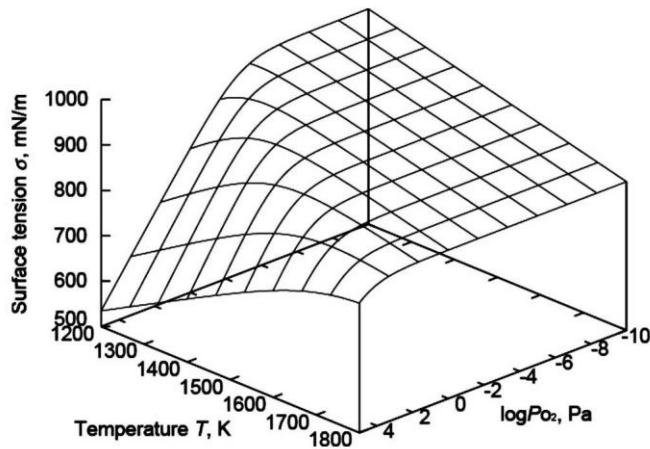
Oxygen Sensor



Controller

- Developed by Astrium North America
- Fabricated by Clausthal University of Technology (TU Clausthal)

# Necessity for Oxygen Partial Pressure Control



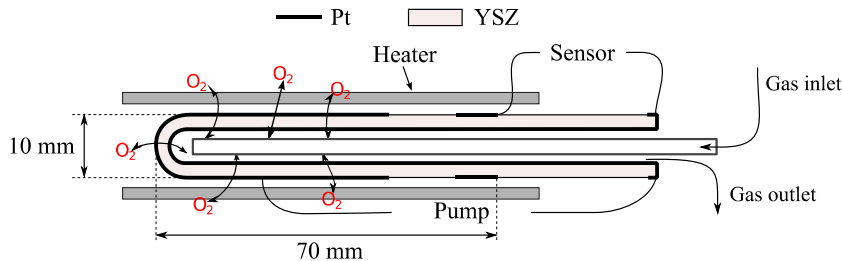
Measured relationship between surface tension, temperature, and  $p_{O_2}$  for molten silver<sup>1</sup>

- Supports microgravity investigations
  - An oxygen partial pressure control system is planned for the European Space Agency (ESA) Materials Science Laboratory Electromagnetic Levitator (MSL – EML) on the International Space Station (ISS)
- Surface tension of molten metals is affected by even a small amount of adsorption of oxygen
  - Oxidation may have an impact of 10-30% on surface tension measurements<sup>2</sup>.
- The ESL lab has performed studies on the effects of oxygen partial pressure on the thermophysical properties of liquid nickel<sup>3</sup>

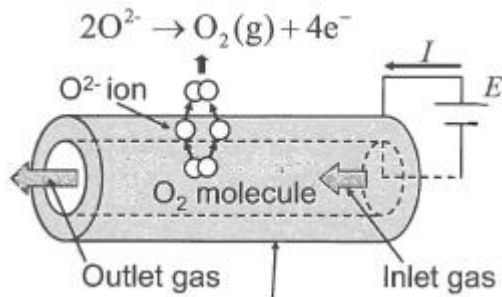
## References:

1. Ozawa, S., et.al., *Influence of oxygen partial pressure on surface tension of molten silver*, Journal of Applied Sciences, 2010, 107, p. 014910
2. DebRoy, T. and S.A. David, *Physical processes in fusion welding*, Reviews of Modern Physics, 1995, 67(1), p. 85-112
3. SanSoucie, M., et. al., *Effects of Oxygen Partial Pressure on the Surface Tension of Liquid Nickel*, 19th Symposium on Thermophysical Properties, Boulder, CO, June 21-26, 2015

# Oxygen Sensing and Pumping



Reference: Schulz, M., et al., *Oxygen partial pressure control for microgravity experiments*, *Solid State Ionics*, 2012, 225, p. 332-336.



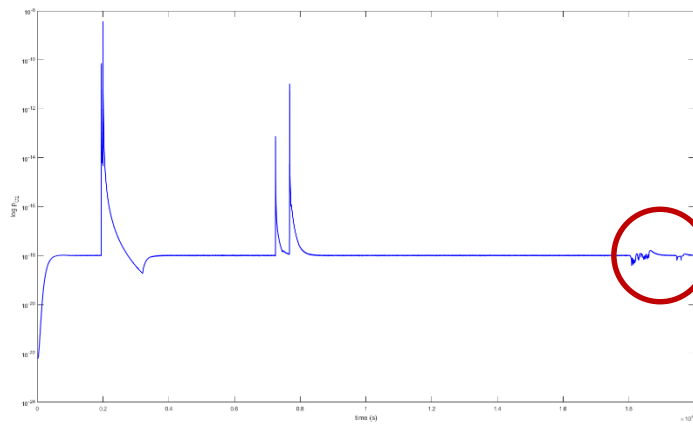
Schematic of oxygen ion pump

Reference: Ozawa, S., et al., *Influence of oxygen partial pressure on surface tension of molten silver*, *Journal of Applied Physics*, 2010, 107.

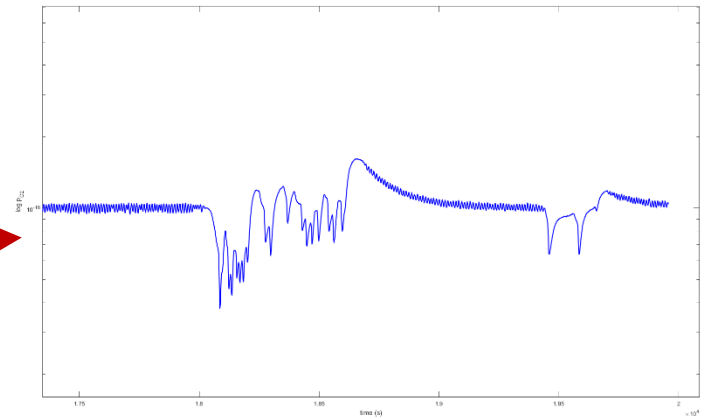
- Potentiometric sensor
  - Determines the difference in oxygen activity in 2 gas compartments separated by an electrolyte
    - Yttria-stabilized zirconia (YSZ)
- The cell generates an electromotive force
- $p_{O_2}$  is calculated by using the Nernst equation
  - $$E = \frac{RT}{4F} \ln \left( \frac{p_{O_2}}{p_{O_2}^{ref}} \right)$$
- Pumping
  - Oxygen molecules move through the YSZ tube when a difference in electrical potential is provided between the tube walls
  - Electric current is applied to the electrodes (Pt)
    - Charge is moved across the electrolyte in the form of oxygen ions,  $O^{2-}$
  - Negative electrode
    - Oxygen is incorporated into vacancies of the electrolyte,  $V_O^{00}$
  - Positive electrode
    - Oxygen leaves the crystal lattice to form gaseous oxygen

# Example of $p_{O_2}$ vs. time

Oxygen partial pressure vs time




Oxygen partial pressure during sample processing





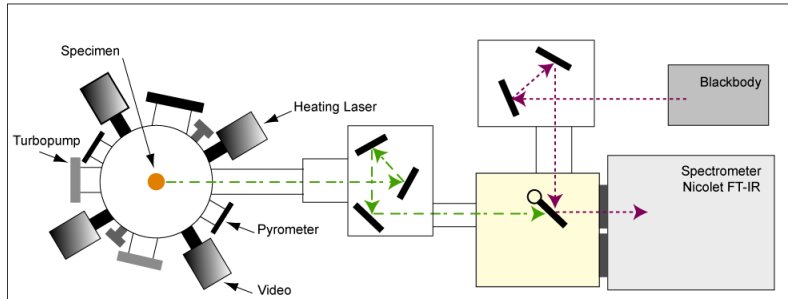
# High Temperature Emmissivity Measurement System (HiTEMS)



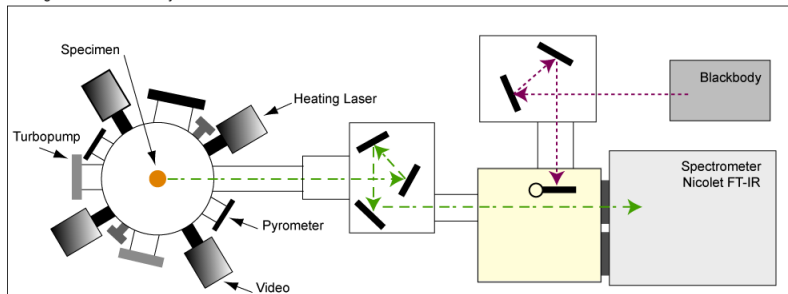
- The ESL laboratory also has an emissometer, called the High-Temperature Emmissivity Measurement System (HiTEMS)
- This system measures the spectral emittance and calculates total emissivity of materials from 600°C to 3,000°C
- The system consists of
  - vacuum chamber
  - black body source
  - Fourier Transform Infrared Spectrometer (FTIR)
- Emissivity
  - A ratio of the radiant energy emitted per unit area from a real surface to the energy emitted from a black body at the same temperature
  - Not a specific property of a material
    - Varies with texture and surface treatment
- Black Body
  - A black body absorbs all incident electromagnetic radiation
  - Perfect absorber is also a perfect emitter
  - A body that absorbs the entire radiance incident upon it – not reflecting any or transmitting any – is called a black body

# High Temperature Emmissivity Measurement System (HiTEMS)

Configuration A: Blackbody Calibration



Configuration B: Emmissivity Measurements



- HiTEMS utilizes optics to swap the signal to the FTIR between the sample and the black body
- The system was originally designed to measure the hemispherical spectral emittance of levitated samples
  - Levitation allows emittance measurements of molten samples; however, more work is required to develop this capability
- It is currently setup to measure the near-normal spectral emittance of stationary samples
  - Approx. 3/8" x 3/8", thin samples
- Examples of materials tested in HiTEMS
  - ablative materials
  - composite materials (RCC leading edge)
  - rocket nozzle coating materials (J2X nozzle extension)
  - materials for spacecraft instruments

# Conclusions

- The NASA Marshall Space Flight Center (MSFC) electrostatic levitation (ESL) laboratory has recently added two new capabilities
  - Rapid quench system
  - Oxygen partial pressure control system
- The rapid quench system allows for studies of solidification of a variety of materials
  - Studies of double recalescence are planned
  - The quench of a sample during second recalescence will be attempted in order to retain the primary metastable structure
- Oxygen partial pressure can have a large impact on the thermophysical properties of materials
- High-Temperature Emissivity Measurement System (HiTEMS)
  - Measures the spectral emittance and calculates the total emissivity of materials from 600°C to 3,000°C
  - Emissivity is an important property for thermal modeling
  - Additional work on HiTEMS is ongoing