



Hybrid-Electric and Distributed Propulsion Technologies for Large Commercial Air Transports: A NASA Perspective

Nateri Madavan

Associate Project Manager for Technology
Advanced Air Transport Technology Project

NASA Advanced Air Vehicles Program

NASA Ames Research Center, Moffett Field, California

Special Session on Future Electric Aircraft - Systems
IEEE ECCE 2015
Montreal, Canada
September 20-24, 2015



Advanced Air Transport Technology Project



Explore and Develop Technologies and Concepts for Improved Energy Efficiency and Environmental Compatibility for Fixed Wing Subsonic Transports

- Early stage exploration and initial development of game-changing technologies and concepts for fixed wing vehicles and propulsion systems
- One of two NASA Aeronautics projects (along with Environmentally Responsible Aviation (ERA) project) focused on subsonic commercial transport vehicles
- Commercial focus, but dual use with military
- Gen N+3 time horizon; ERA project horizon is Gen N+2
- Research vision guided by vehicle performance metrics developed for reducing noise, emissions, and fuel burn


Evolution of Subsonic Transports



1903



1930s



1950s



2000s





The Case for Hybrid Electric Propulsion

- Why electric?
 - Fewer emissions (cleaner skies)
 - Less atmospheric heat release (less global warming)
 - Quieter flight (community and passenger comfort)
 - Better energy conservation (less dependence on fossil fuels)
 - More reliable systems (more efficiency and fewer delays)
- Considerable success in development of “all-electric” light GA aircraft and UAVs
- Advanced concept studies commissioned by NASA for the N+3/N+4 generation have identified promising aircraft and propulsion systems
- Industry roadmaps acknowledge need to shift in direction toward electric technologies
- Creative ideas and technology advances needed to exploit full potential
- NASA can help accelerate key technologies in collaboration with OGAs, industry, and academia



Estimated Benefits From Systems Studies

Boeing/GE SUGAR (baseline Boeing 737–800)

- ~60% fuel burn reduction
- ~53% energy use reduction
- 77 to 87% reduction in NO_x
- 24-31 EPNdB cum noise reduction




NASA N3X (baseline Boeing 777–200)

- ~63% energy use reduction
- ~90% NO_x reduction
- 32-64 EPNdB cum noise reduction



NASA CEPT for GA (baseline Tecnam P2006T)

- 5x lower energy use/cost and emission
- 15 dB lower community noise
- Propulsion redundancy, improved ride quality, and control robustness

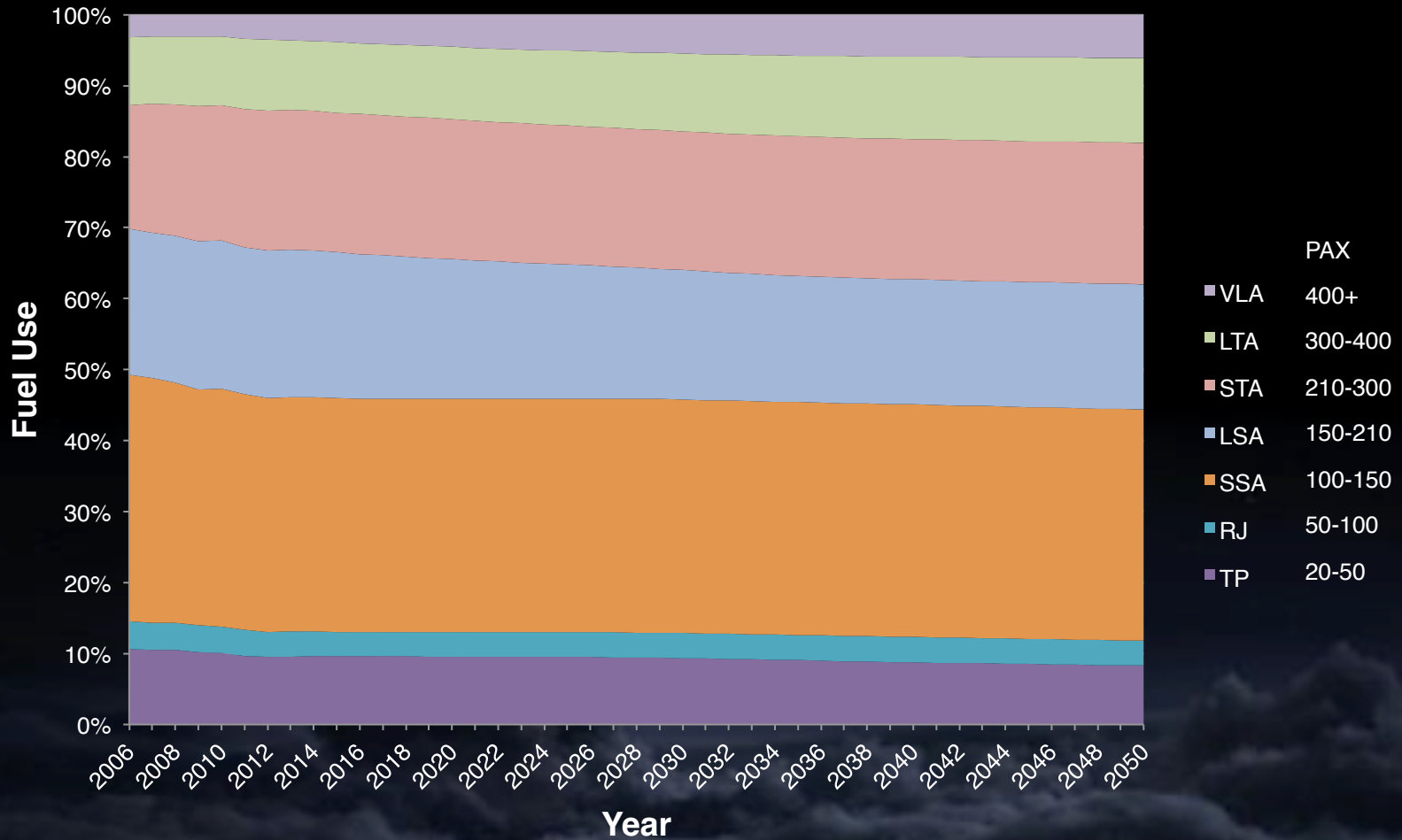


The NASA Perspective



- Develop and demonstrate technologies that will revolutionize commercial transport aircraft propulsion and accelerate development of all-electric aircraft architectures
- Enable radically different propulsion systems that can meet national environmental and fuel burn reduction goals for subsonic commercial aircraft
- Focus on future large regional jets and single-aisle twin (Boeing 737-class) aircraft for greatest impact on fuel burn, noise and emissions
- Research horizon is long-term but with periodic spinoff of technologies for introduction in aircraft with more- and all-electric architectures
- Research aligned with new NASA Aeronautics strategic R&T thrusts in areas of transition to low-carbon propulsion and ultra-efficient commercial transports

Fuel Use by Vehicle Classes



Based on FAA Terminal Area Forecast (TAF) for US Operations; Courtesy of GA Tech

85% of fuel use is in small single-aisle (100-150 pax) and larger classes; regional jets and turboprops account for only 15% of fuel use

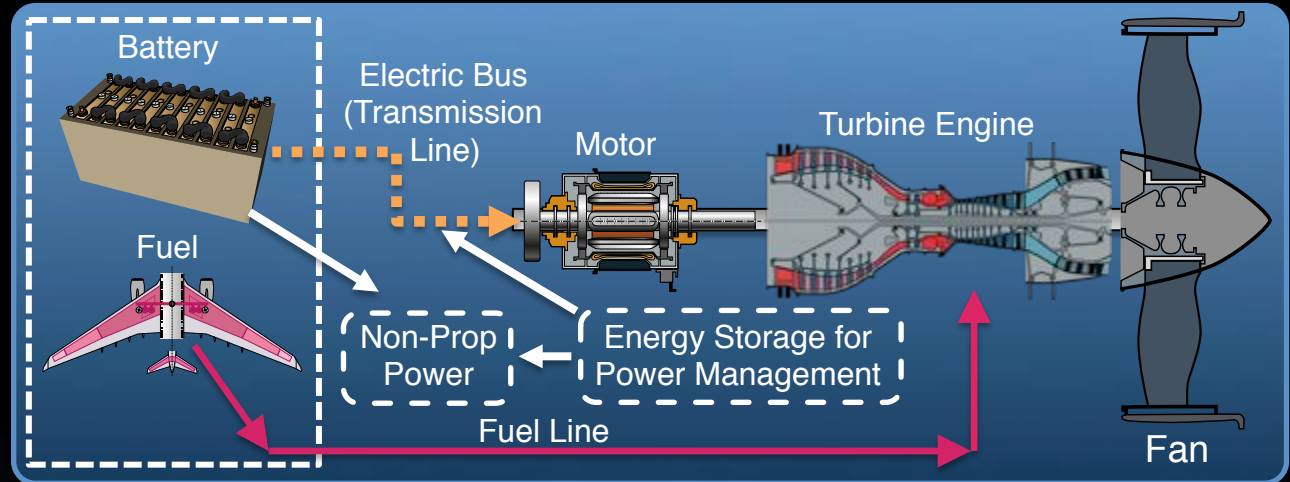
Progression of Electric Technology for Commercial Transport Aircraft



Possible Hybrid Electric Aircraft Configurations

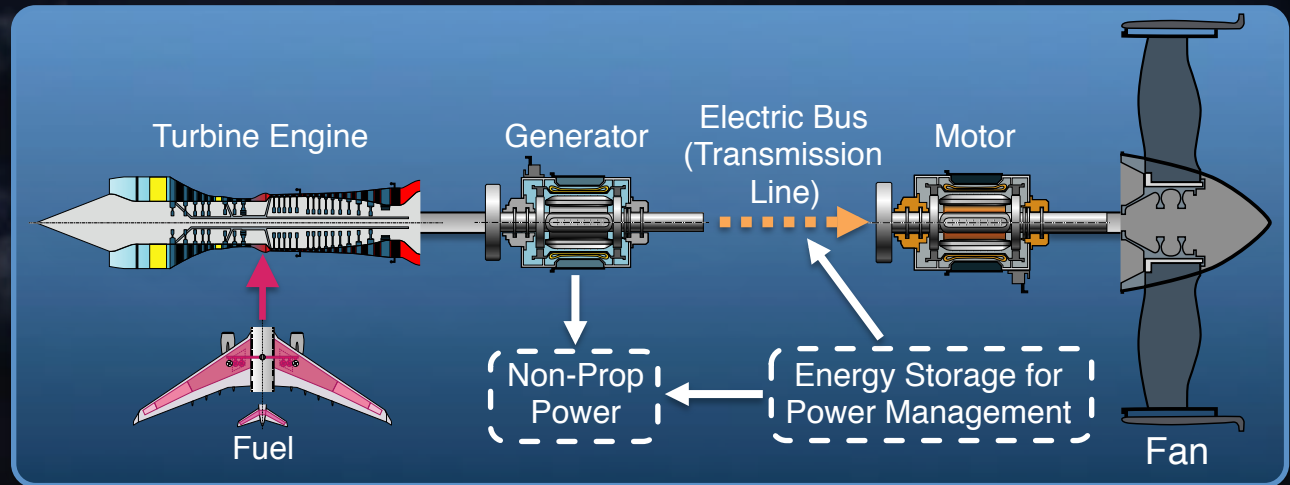


Hybrid Electric



Both concepts can use either non-cryogenic motors or cryogenic superconducting motors.

Turbo Electric



Hybrid Electric Propulsion Technology Projections

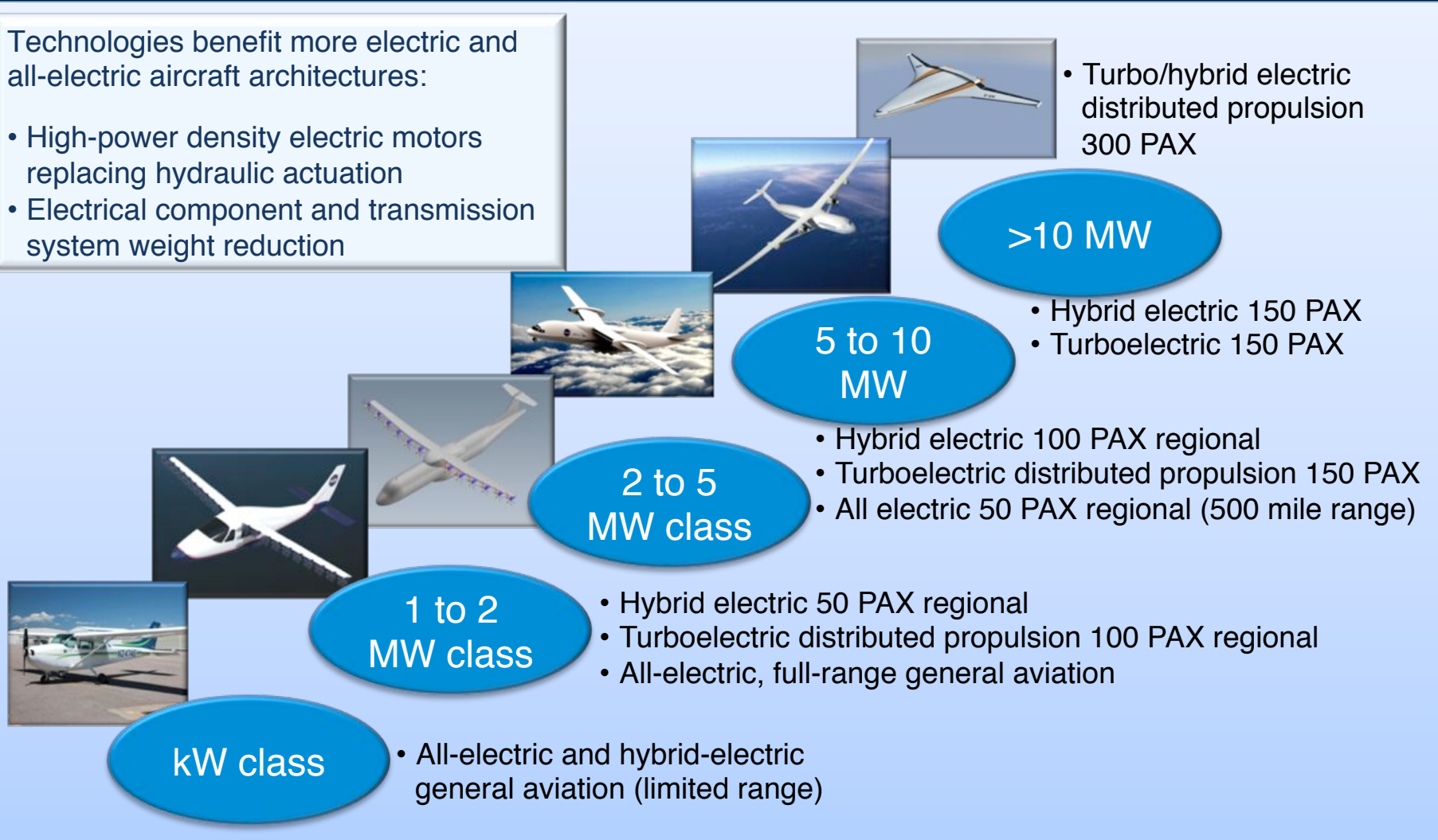


Projected Timeframe for Achieving Technology Readiness Level (TRL) 6

Power Level for Electrical Propulsion

Technologies benefit more electric and all-electric aircraft architectures:

- High-power density electric motors replacing hydraulic actuation
- Electrical component and transmission system weight reduction



Electric Drives Tied to Aircraft Classes

Electric Drive Technology Development Impacts Propulsion & Vehicle Suite
 Electric Drives enable distributed propulsion, improve concentrated propulsion

Largest Electrical Machine On Aircraft

Non-Cryo



Super Conducting

9 Seat/0.5 MW Total

50 kW – 250 kW



19 Seat/2 MW Total

100 kW – 1 MW



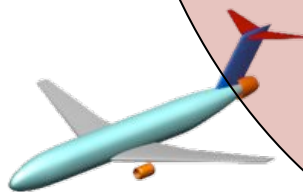
50 Seat/3 MW (prop)/
12 MW(Jet) Total

300 kW – 6 MW



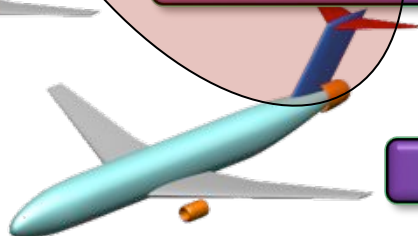
150 Seat/22 MW Total

1 MW – 11 MW



300 Seat/60 MW Total

3 MW – 30 MW



1 MW electric machines are identified as a reasonable feasibility study point



Transitioning to Electric Propulsion

	Conventional	More Electric Architecture	All Electric Architecture	Hybrid Gas Turbine/Electric Propulsion		Electric Propulsion
				“Turboelectric Distributed” Gas Turbine Power, Decoupled Distributed Electric Propulsors	“Hybrid Electric” Gas Turbine and Electric Dual Power, Coupled Propulsor	
				Ambient Temperature or Cryogenic and Superconducting		
Propulsive Power Source	Gas Turbine	Gas Turbine	Gas Turbine	Gas Turbine + Electric	Gas Turbine + Electric	Electric
Non-Propulsive Power Source	Gas Turbine	Gas Turbine + Electric	Electric	Gas Turbine + Electric	Gas Turbine + Electric	Electric
Generation	< N	N, N+1	N+2,N+3	N+3, N+4		> N+4

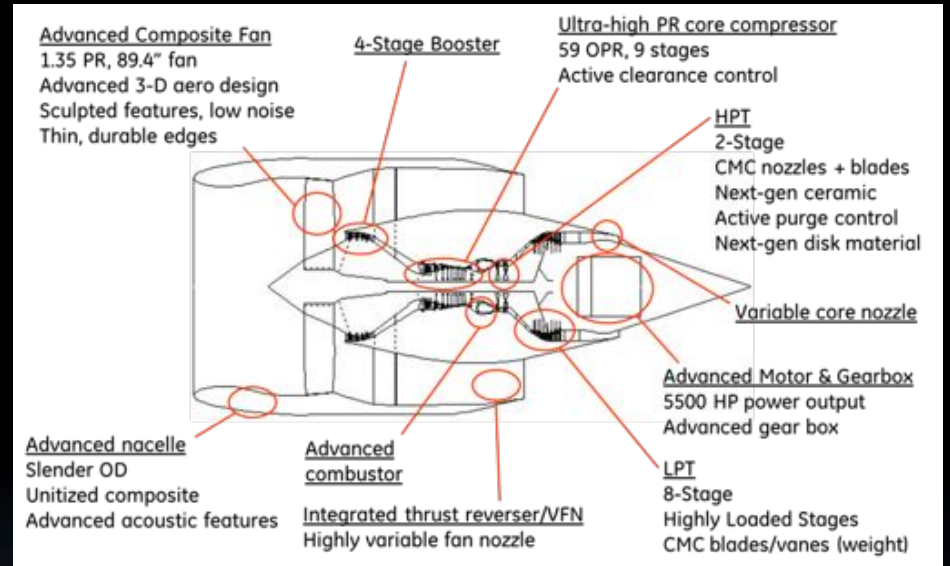
Seeking spin-off or demo opportunities

Recommended NASA Investment Target

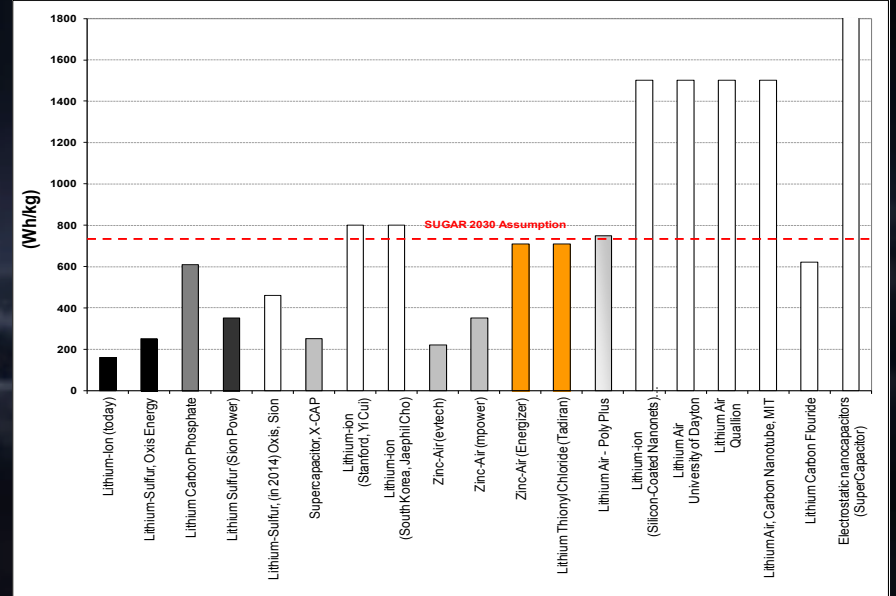


Hybrid-electric configurations and concepts

Boeing-GE "SUGAR-Volt" Hybrid Electric Propulsion Configuration



Engine	SUGAR FREE CFM56	Refined SUGAR gFan+	SUGAR Volt hFan
SLS Thrust (lbf)	27300	18800	18800
TOC Thrust (lbf)	5962	3145	4364
Cruise SFC (%)	Base	-29.7%	-49.0%
Bypass Ratio	5.1	13	13
Fan Diameter (in)	61	86	80
Propulsion Sys Wt (lbs)	5257	7096	10475
Fuel Burn (%/seat)	Base	-38.9%	-63.4%



ESAero ECO-150 and Dual-Use Split-Wing Ambient Temperature Turboelectric Configuration



	ECO-150 (3-3)	DU-Civil (2-3-2)	737-700 (3-3)
--	--------------------------	-----------------------------	--------------------------

TOGW	139,700	142,400	154,500
Propulsion Wt ("dry")	28,350	27,820	10,430
Payload*	30,000	30,000	24,000
Fuel*	28,900	28,900	46,612
Seat-Mile/ Gal	121	118	65
Motor hp/lb	2.46	Gen hp/lb	4.30

* At 3440 nm range

NASA N3X Distributed Turboelectric Propulsion System



Wing-tip mounted
superconducting
turbogenerators

Superconducting motor driven fans
in a continuous nacelle




Power is distributed electrically from turbine-driven generators to motors that drive the propulsive fans.

NASA Convergent Electric Propulsion Technology (CEPT) Concept



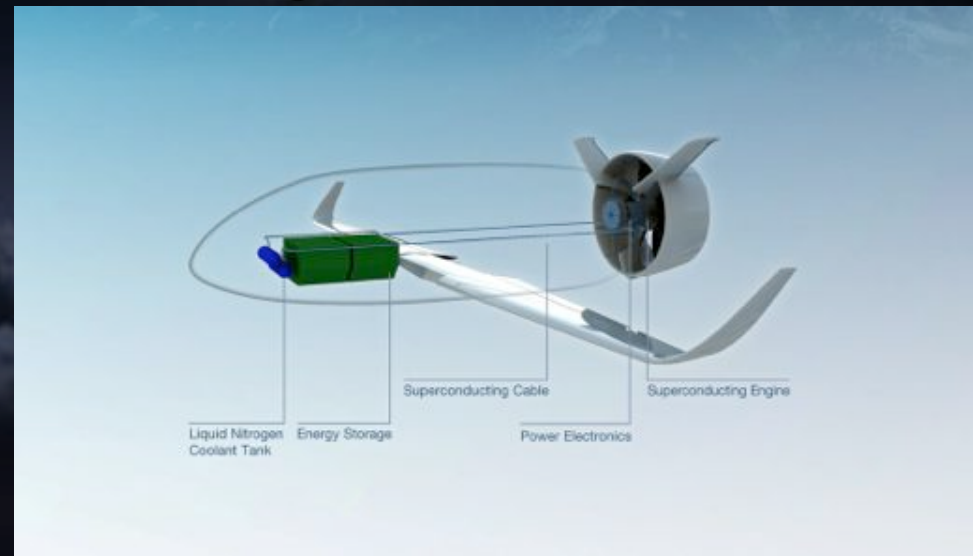
Concept Flight Validation of Transformational Electric Propulsion Integration Capabilities through a Low Cost On-Demand Aviation Demonstrator as a Pathway to Ultra-Low Emission Commercial Aviation



EADS VoltAir Concept



- EADS VoltAir all-electric 50 pax concept for 2035 EIS
- Displayed at the 2011 Paris airshow
- Next-gen Li-air batteries, two HTS electric motors driving two coaxial, counter-rotating shrouded propellers
- Easy battery swap for quick airport turnaround
- EADS predicts technology improvements will lead to HTS motors with power-to-weight ratios eventually exceeding gas turbines of today



Bauhaus Luftfahrt Ce-Liner Concept




- All-electric concept for 2035 EIS
- 200 Pax capacity
- C-Wing design based on Kroo and McMasters (Stanford/Boeing/UWA)
- Twin HTS electric motors supplied by advanced Li-ion batteries
- Cargo containers for batteries will quick allow airport turnaround with no recharging time
- Predict battery technology will allow 700 nm range by 2030, 1000 nm by 2035, 1600 nm by 2040
- Company also has the Claire Liner concept vehicle – box-wing, extreme STOL aircraft with laminar flow and integrated wing fans



EADS/Rolls-Royce eConcept



- EADS/RR distributed hybrid-electric propulsion concept for 2050 EIS
- Single large turbine engine embedded in tail generates electricity to six ducted fans (20+ effective BPR)
- Turbine engine drives hub-mounted bidirectional superconducting motor
- Structural stator vanes used to extract power and circulate cryo coolant
- Advanced Li-air batteries for storage; anticipate 1000 Wh/kg energy densities achievable in 20 years
- Turbine+battery power for takeoff and climb; batteries recharged during cruise and during gliding descent with windmilling fans; turbine power during landing
- Cranfield and Cambridge U partners





Hybrid-electric propulsion research portfolio

Battery Technology: Beyond Li-Ion

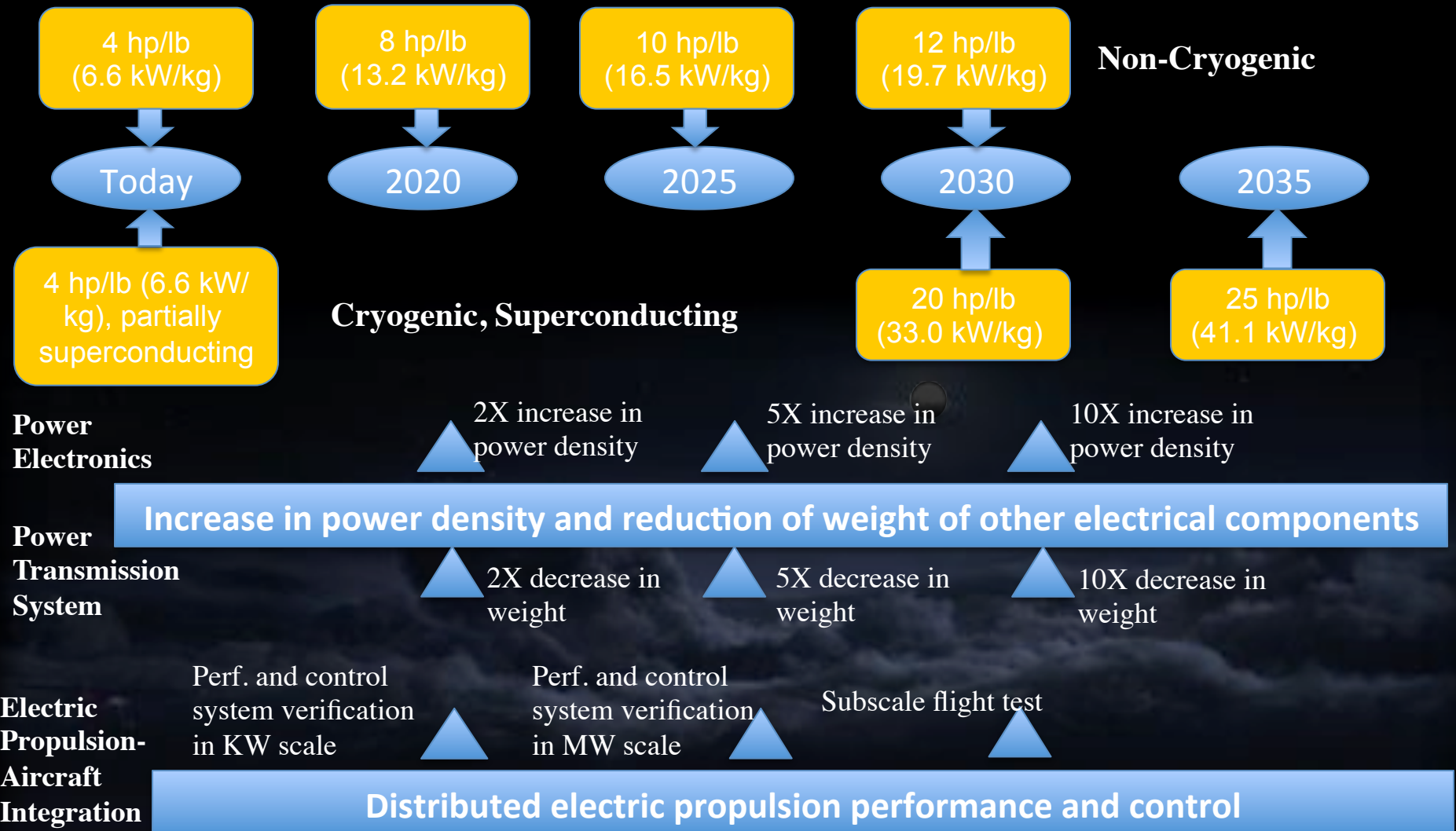


Practical values for Li-Air, Li-S and Zn-Air are optimistic projections. Significant technical challenges must be overcome to achieve these values.

NASA Technology Investment Strategy



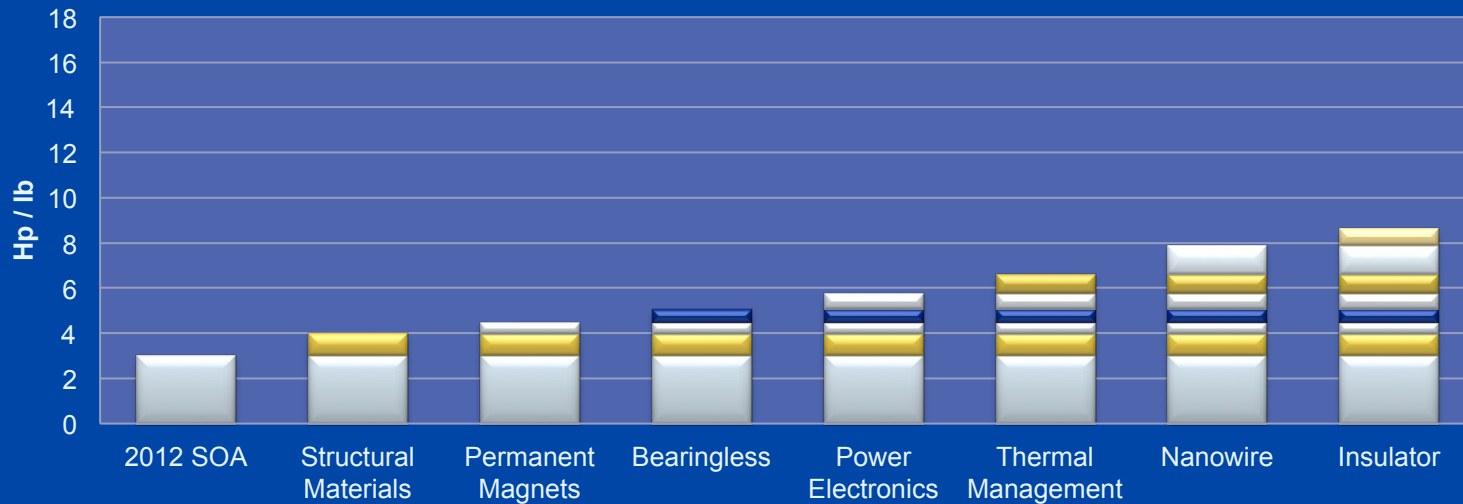
MW Size Motors



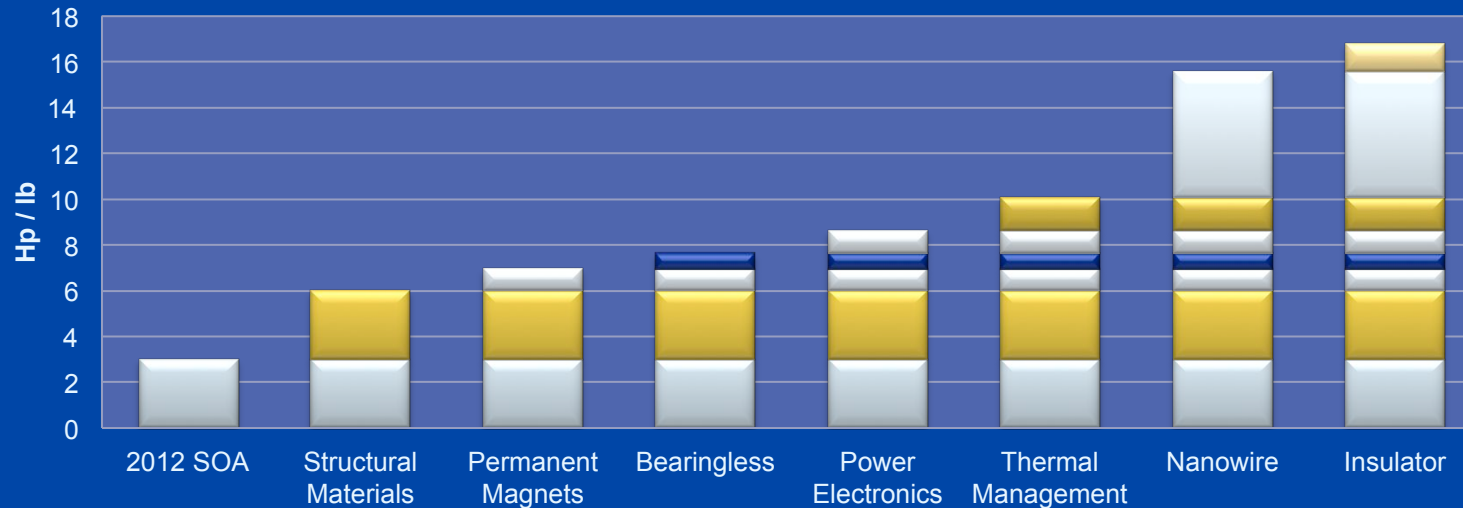
Projected Power Density Increase – 1-10MW Motors



15 Year Power Density Projections - Select Motor Technology Contributions



30 Year Power Density Projections - Select Motor Technology Contributions



In addition to advances in individual technologies, integration of functions can offer further increase in power density

Enabling Technologies for Hybrid-Electric Propulsion



- Electric Machine Architectures
 - Alternate topologies for higher efficiency and power density
 - Ironless or low magnetic loss
 - Concepts that allow motor to be integrated into the existing rotating machinery (shared structure)
 - Concepts that decouple motor speed and compressor speed
- Electric Machine Components and Materials
 - Flux diverters or shielding to reduce AC loss or increase performance
 - Composite support structures
 - Improvements in superconducting wire, especially wire systems designed for lower AC losses
 - Rotating cryogenic seals
 - Bearings: cold ball bearings, active & passive magnetic bearings; hydrostatic or hydrodynamic or foil for systems with a pressurized LH2 source
 - Flight qualification of new components
- Cryocoolers
 - Flightweight systems for superconducting and cryogenic machines, converters, and transmission lines

Enabling Technologies for Hybrid-Electric Propulsion




- **Power electronics**
 - More efficient topologies
 - Compact, highly integrated controller electronics
 - Flight certifiable, high voltage devices
 - Cryogenic compatible devices
- **Power transmission**
 - Light weight, low-loss power transmission
 - Light-weight, low-loss protection and switching components
- **Better conductors**
 - Carbon nano-tube or graphene augmented wires
 - Robust, high temperature superconducting wires
- **Energy storage**
 - Increased battery energy density
 - Multifunctional energy storage
 - Rapidly charging and/or rapidly swappable
- **Thermal management**
 - Cooling for electric machines with integrated power electronics
 - Advanced lightweight cold plates for power electronics cooling
 - High performance lightweight heat exchangers
 - Lightweight, low aerodynamic loss, low drag heat rejection systems
 - Materials for improved thermal performance
- **System-level enablers**
 - Flight-weight, air cooled, direct shaft-coupled turbo-electric generation in 500kW and above range
 - Regenerative power-absorbing propeller and ducted-fan designs for efficient wind-milling

High Efficiency, High Power Density Electric Machines



- Cryogenic, superconducting motors for long term
- Normal conductor motors for near and intermediate term
- High power to weight ratio is enabling
- Materials and manufacturing technologies advances required
- Design and test 1-MW noncryogenic electric motor starting in FY2015; fully superconducting motor in FY2017

Nanoscale ultra-high strength low percent rare-earth composite magnets



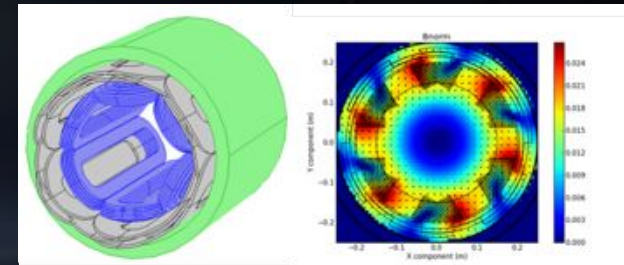
High thermal conductivity stator coil insulation




Low A/C loss superconducting filament



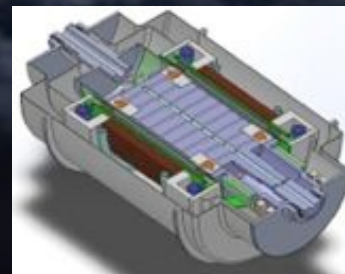
Superconducting electromagnetic model



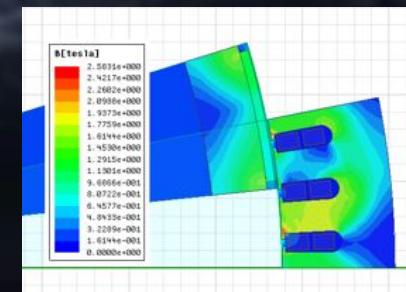
Normal conductor 1-MW rim-driven motor/fan



Fully superconducting motor



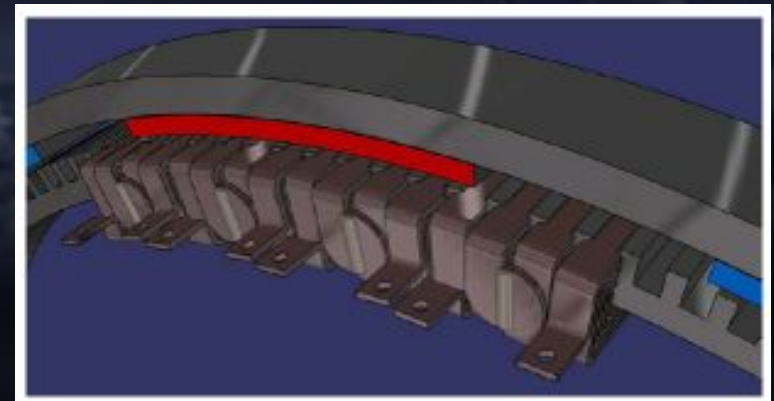
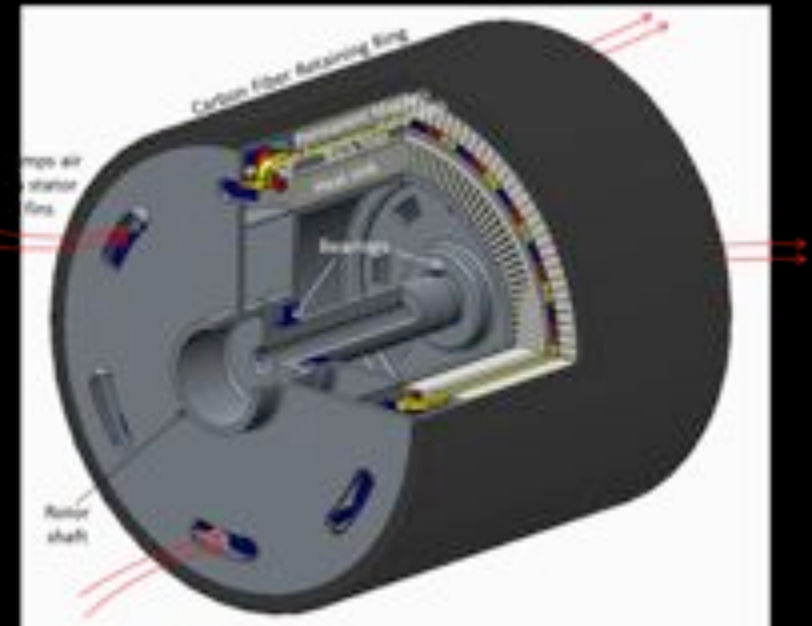
Flux density for rim-driven motor



High Power Density MW Class Non-Cryogenic Motor



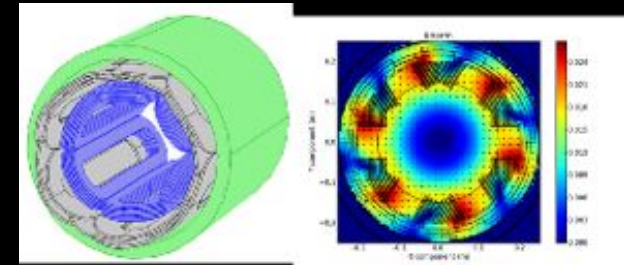
- Design and test scalable high efficiency and power density (96%, 8 hp/lb) MW-class non-cryogenic motor for aircraft propulsion
- U of Illinois, UTRC, Automated Dynamics
 - Migrate from traditional “metal-intense” to composite and silicon-intense design
 - High fundamental frequency (10X conventional)
 - High pole-count, ironless motor with composite rotor
 - Modular, air-core armature
 - Modular, passively cooled drive with wide-band-gap devices integrated with motor
- Ohio State University
 - Design a motor for integration on LPT spool of CFM56 class engine
 - Reversed (ring) concept with cooling based on Variable Cross-Section Wet Coils (VCSW) coil design with integrated, direct cooling
 - Extensive design trade-space analysis and testing of motor concept at three power levels



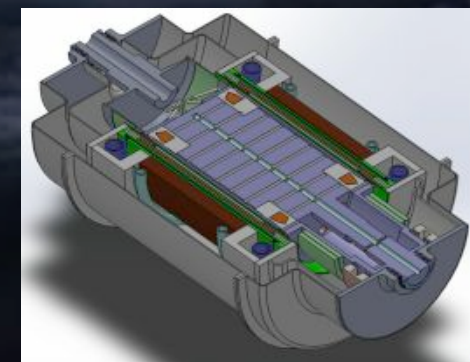
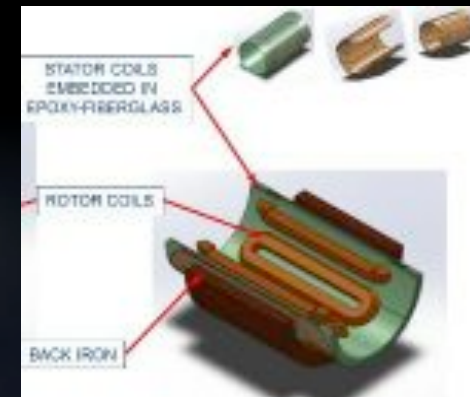
High Efficiency, High Power Density Superconducting Machines



- Advance SOA for crucial components to minimize power loss and enable thermal management
- Detailed concept design completed of 12MW fully superconducting machine achieving 25 hp/lb
- In collaboration with Navy, Air Force, Creare, HyperTech, Advanced Magnet Lab, U of FL
- Fabricating and testing superconducting machine components at laboratory scale
- Developing system for FY17 fully superconducting electric machine test at 1 MW design level



AML model for magnetic fields




Enabling System Testing and Validation



- Develop Megawatt Power System Testing and Modeling Capability
- Key Performance Parameter-driven requirements definition and portfolio management
- Technology demonstration at multiple scales
- Early identification of system-level issues
- Develop validated tools and data that industry and future government projects can use for further development

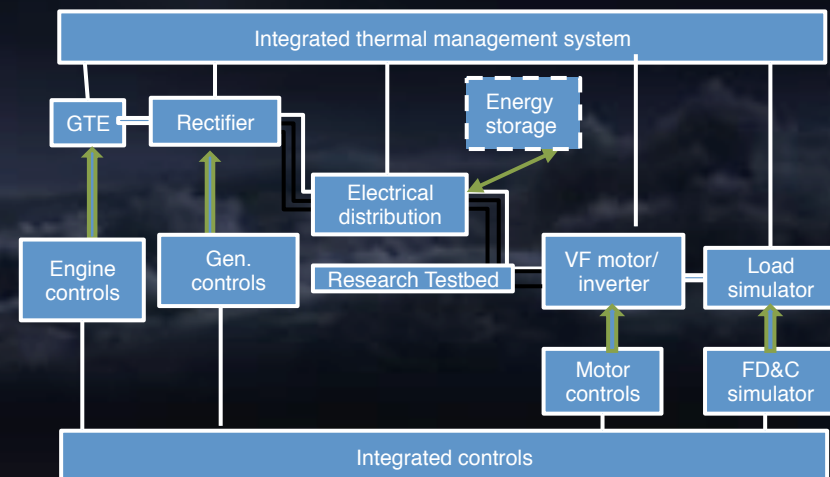
hardware-in-the-loop electrical grid



Fully cryogenic motor testing NASA GRC



Eventual flight simulation testing at NASA Armstrong Flight Research Center



Flight-weight Power Management and Electronics



- Multi-KV, Multi-MW power system architecture for aircraft applications
- Power management, distribution and control at MW and subscale (kW) levels
- Integrated thermal management and motor control schemes
- Flightweight conductors, advanced magnetic materials and insulators

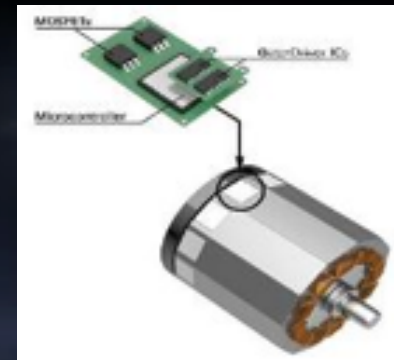
Superconducting transmission line



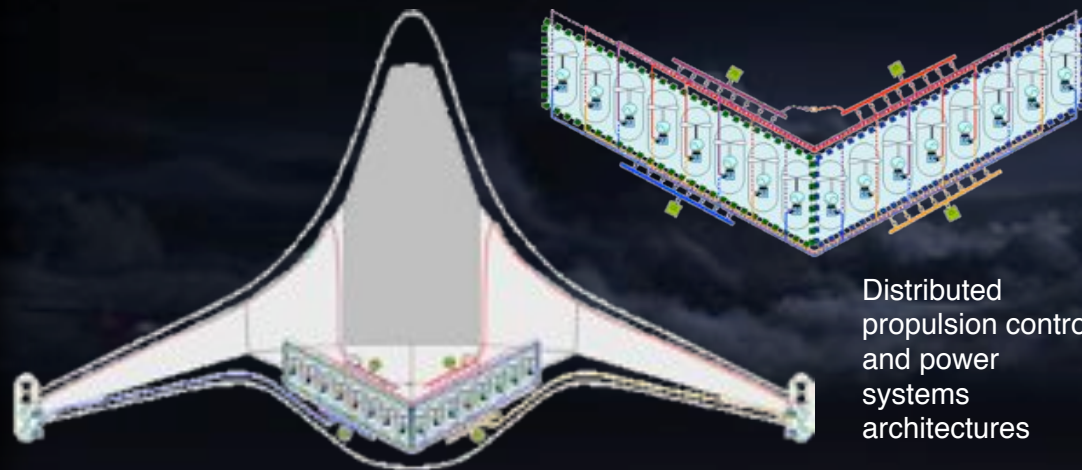
Lightweight power transmission



Integrated motor with high power density power electronics

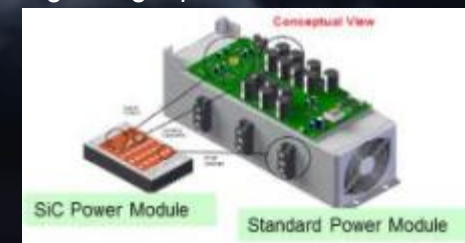


Lightweight Cryocooler



Distributed propulsion control and power systems architectures

Lightweight power electronics




System Testing and Validation



- Use system-level simulation capability to emerge requirements.
- Demonstrate technology at appropriate scale for best research value.
- Integrate power, controls, and thermal management into system testing.
- Validated tools and data that industry and future government projects can use for further development.

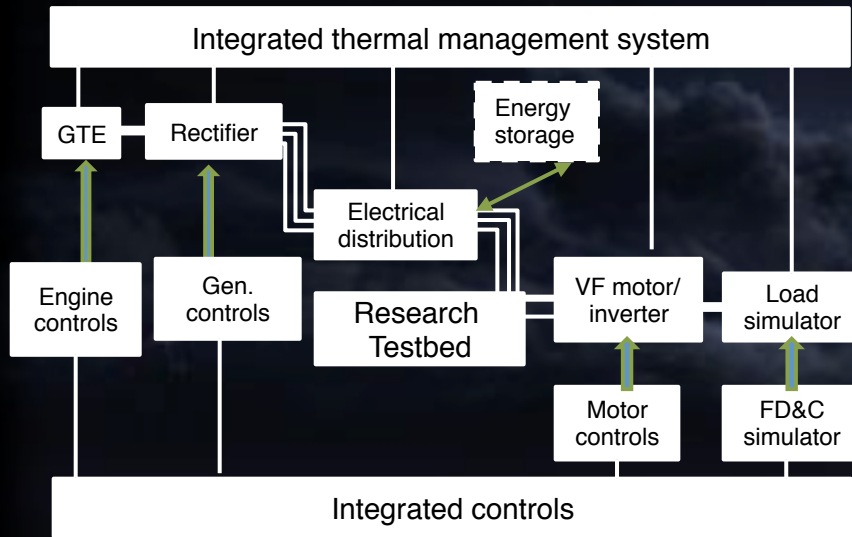
Propulsion Electric Grid Simulator—hardware-in-the-loop electrical grid



Fully cryogenic motor testing Glenn/SMIRF



Eventual flight simulation testing at NASA Armstrong Flight Research Center




Integrated Vehicles and Concept Evaluations



- Determine design requirements and trade space for hybrid electric propulsion vehicles
- Identify near-term technologies that can benefit aircraft non-propulsive electric power
- Enhance analysis capabilities to model non-traditional vehicle configurations with hybrid electric systems
- Establish vehicle conceptual designs that span power requirements from general aviation (<1 MW) to regional jets (1-2 MW) to single-aisle transports (5-10 MW)

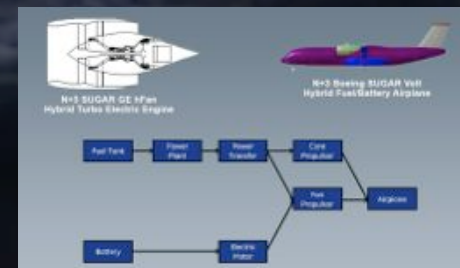

GTE/generator, distribution and motor drive



Fully electric GA/ commuter



GTE and energy storage (battery)

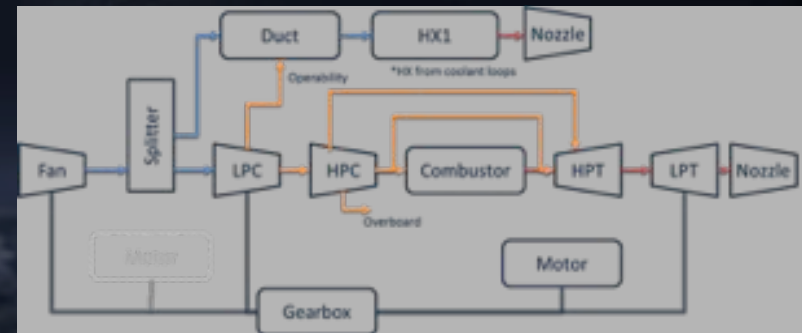
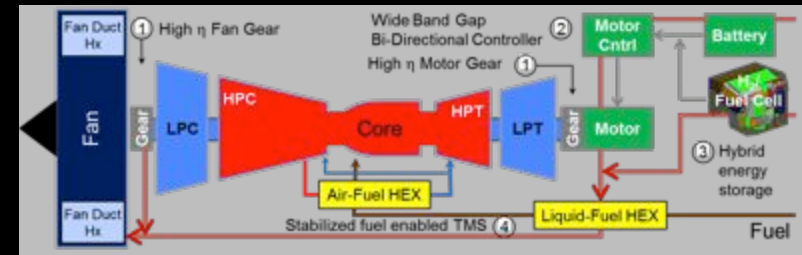


Hybrid Electric Propulsion System Conceptual Design



- Hybrid-electric geared turbofan conceptual design
 - UTRC, Pratt and Whitney, UTC Aerospace Systems
 - High Efficiency Drive Gear integrating high speed motor and low pressure turbine
 - Bi-directional flow of power
 - Hybrid battery/fuel cell for high density energy storage
 - Combined fuel/fan thermal management system

- Hybrid-electric geared turbofan conceptual design
 - Rolls Royce, Boeing, GA Tech
 - Identify best performing architecture based on engine cycles, motor, power conversion, energy storage, and thermal management
 - Innovative integration of novel gas turbine cycles and electrical drives
 - Potential side effects of system design considerations
 - Provide roadmap and technology maturation plan





Looking to the Future...

- Exciting challenges for an industry that was deemed “mature”
- Conceptual designs and trade studies for electric-based concepts
- Tech development and demonstration for N+3 MW class aircraft
- Development of core technologies - turbine coupled motors, propulsion systems modeling, power architecture, power electronics, thermal management, and flight controls
- Multiplatform technology testbeds demonstrating
 - Fully superconducting motor
 - 8 hp/lb (2x SOA) non-cryogenic electric motors
 - 2x power density increase for power electronics
 - Performance and control system verification for distributed electric propulsion at kW scale
- Development of multi-scale modeling and simulations tools
- Focus on future large regional jets and single aisle twin-engine aircraft for greatest impact

