

# Space Technology



## Game Changing Development

### ADEPT SR-1 Flight Experiment

NASA's future missions will require ever-greater mass delivery capability in order to place scientifically significant instrument packages on distant bodies of interest, to facilitate sample returns from them, and to enable future human exploration of Mars. The Adaptable, Deployable Entry and Placement Technology Sounding Rocket 1 (ADEPT SR-1) project is developing a mechanically deployable low-ballistic coefficient aeroshell entry system to perform entry, descent and landing (EDL) functions for planetary missions.

The ADEPT architecture represents a completely new approach for entry vehicle design using a high-performance carbon fabric to serve as the primary drag surface of the mechanically deployed decelerator and to protect the payload from hypersonic aerothermal heating during entry. The initial system-level development of the "nano-ADEPT" architecture will culminate in the launch of a 0.7-m deployed diameter ADEPT sounding rocket flight experiment. The SR-1 sounding rocket flight experiment is a critical milestone in the technology maturation plan for ADEPT and will generate performance data on in-space deployment and aerodynamic stability.

The ADEPT project team is advancing this decelerator technology via systems-level testing at the 1-m diameter, or nano-ADEPT, scale. A subsonic aeroloads test (May 2015) and an arc-jet aeroheating test (Sept. 2015) have already been completed. A successful SR-1 flight experiment will bring the 1-m-class nano-ADEPT to technology readiness level (TRL) 5, achieving component or breadboard validation in a relevant environment.



*Top: A flight-like ADEPT being tested in a subsonic wind tunnel. Bottom: A flight-like ADEPT skirt being tested in an arc-jet flow.*

Launch is planned for late 2017. The test will use the NASA Flight Opportunities Program sounding rocket platform provided by UP Aerospace to launch SR-1 to an apogee over 100 km and achieve reentry conditions with a peak velocity near Mach 3. The flight duration from launch to ground impact and recovery is approximately 15 minutes. The SR-1 flight experiment will demonstrate most of the primary end-to-end mission stages including: launch in a stowed configuration, separation and deployment in exo-atmospheric conditions, and passive ballistic reentry of a 70-degree half-angle faceted cone geometry.

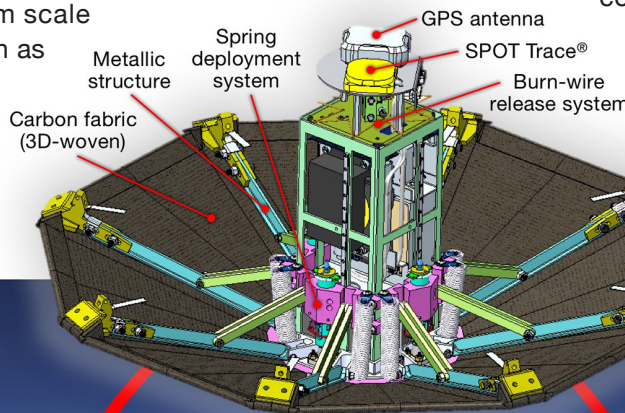
ADEPT SR-1 will determine supersonic through transonic aerodynamic stability of the unique ADEPT axisymmetric, blunt body shape with an open-back (no backshell) entry vehicle configuration. The flight experiment will use many features intended for 1-m scale space flight missions such as the carbon-fabric decelerator, two-stage spring system for deployment,

and accommodating a payload geometry approximating a 3U CubeSat.

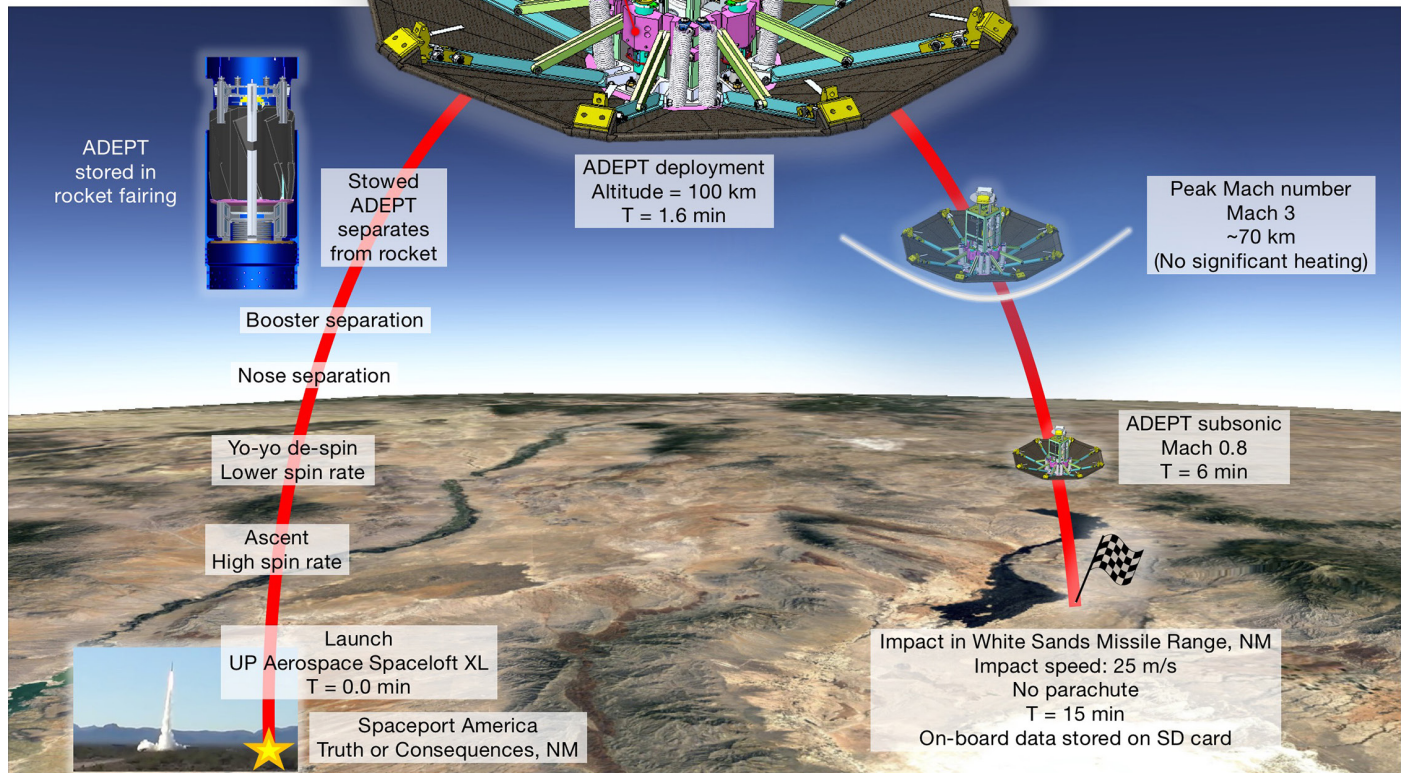
The design of SR-1 is focused on simple, robust solutions that are responsive to the flight experiment technical objectives while meeting the challenges of budget and schedule. After SR-1, the logical next step for the technology is an Earth reentry experiment from orbital velocities. Such an experiment would mature nano-ADEPT to TRL 6 for entry from low-Earth orbit and direct entry at Venus, Mars, and Titan.

The Game Changing Development (GCD) Program investigates ideas and approaches that could solve significant technological problems and revolutionize future space endeavors. GCD projects develop technologies through component and subsystem testing on Earth to prepare them for future use in space. GCD is part of NASA's Space Technology Mission Directorate.

For more information about GCD, please visit <http://gameon.nasa.gov/>



ADEPT landing scenario.



National Aeronautics and Space Administration

**Ames Research Center**  
Moffett Field, CA 94035

[www.nasa.gov](http://www.nasa.gov)