



National Aeronautics and Space Administration

# NASA's Quiet Supersonic Aircraft

*Tom Jones*

*NASA Aeronautics Research Mission Directorate*



2017 EAA AirVenture, Oshkosh, WI  
July 28, 2017  
Armstrong Flight Research Center  
[www.nasa.gov](http://www.nasa.gov)



# Morning Agenda

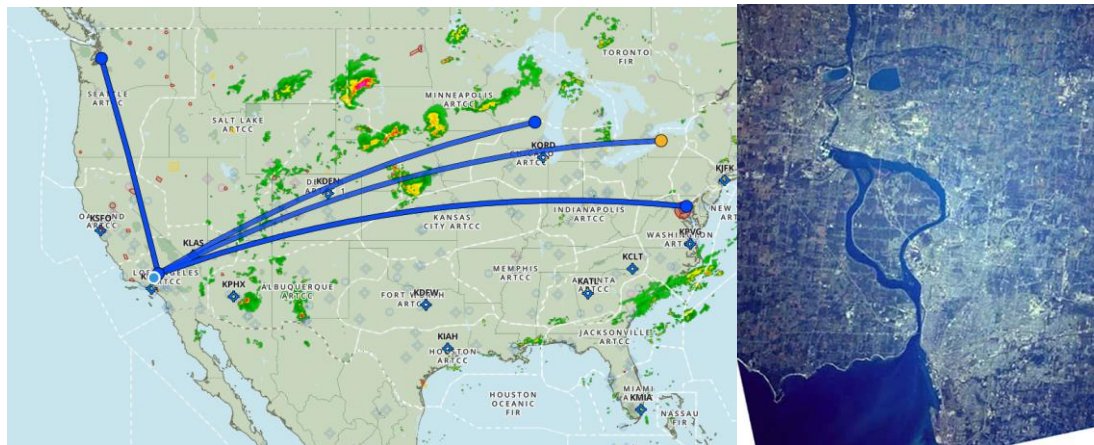
---

- Who am I and Where is NASA Armstrong?
- Boom 101 and Operational Testing
- Why a Low-Boom Flight Demonstration? Why now?
- The QueSST X-plane Preliminary Design Overview
- What's Happening Now/Next?
- Q & A


# Tom Jones



- Originally from Buffalo/Niagara Falls, NY
- Earned Private Pilot in 2004, Instrument in 2007, joined EAA in 2008
- Lived and flown in So Cal, Seattle, and Washington D.C.
- Own, maintain, and fly a Thorp T-18
- Flight Test Engineer in NASA F/A-18Bs and F-15B/Ds for supersonic research
- 20 years at NASA Dryden/Armstrong
- Now Operations Manager for QueSST








*“Mystery creates wonder  
and wonder is the basis  
of man’s desire to  
understand.”*

*– Neil A. Armstrong  
Naval Aviator (1949-1960)  
NASA Test Pilot and Astronaut (1955-1971)*

The purpose of  
flight research is

*“... to separate the  
real from the imagined  
and to make known  
the overlooked and  
the unexpected.”*

*– Dr. Hugh L. Dryden  
Administrator of NACA (1949-1958)  
First Deputy Administrator  
of NASA (1958-1965)*





# Armstrong Flight Research Center

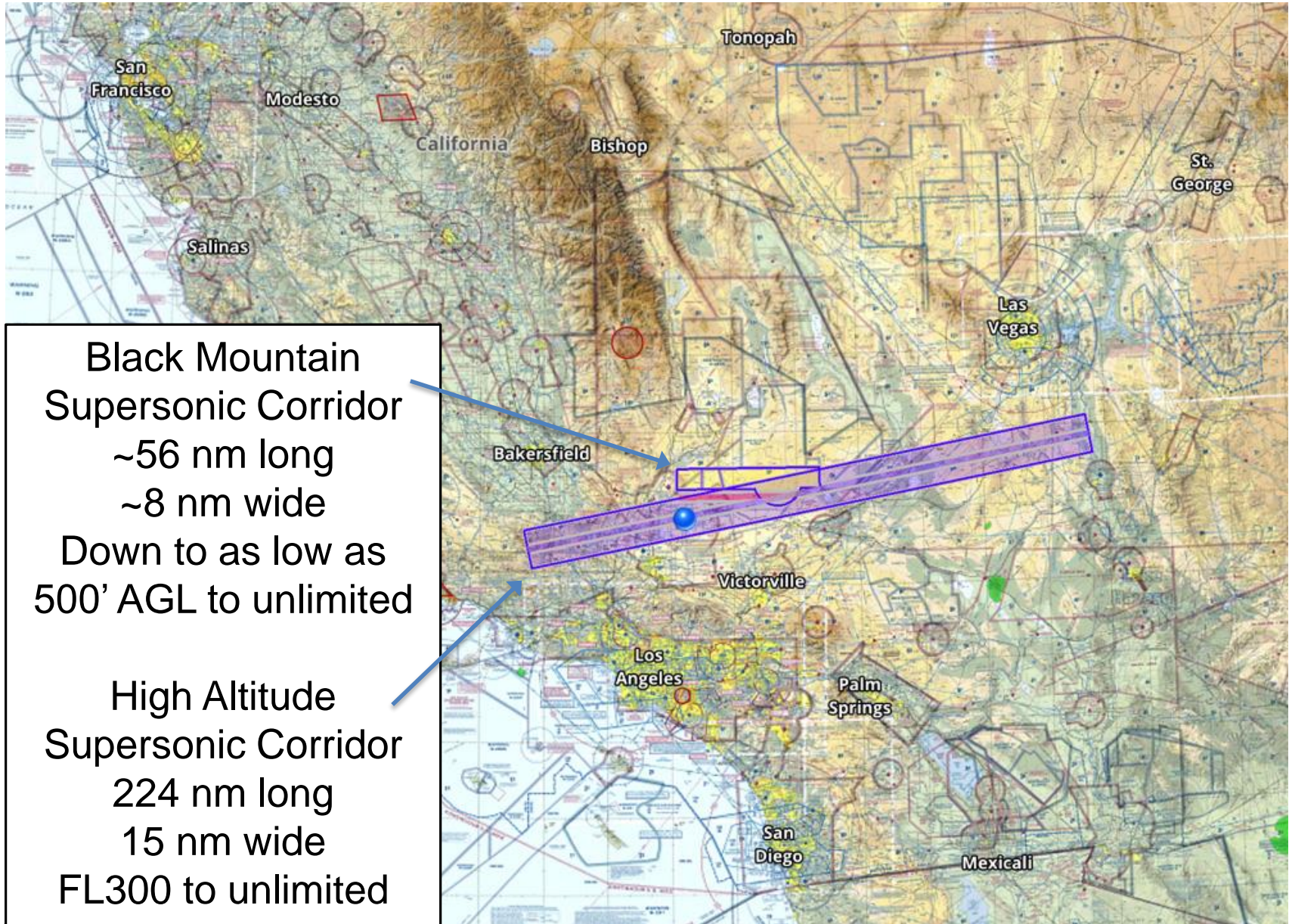


Edwards AFB, California, main campus:

- Year-round flying weather
- 350 testable days per year
- 68 miles of lakebed runways
- 29,000 feet of concrete runways
- 301,000 acres remote area
- Extensive range airspace
- Supersonic corridors



# Supersonic Corridors





# Sonic Boom 101 & Operational Testing

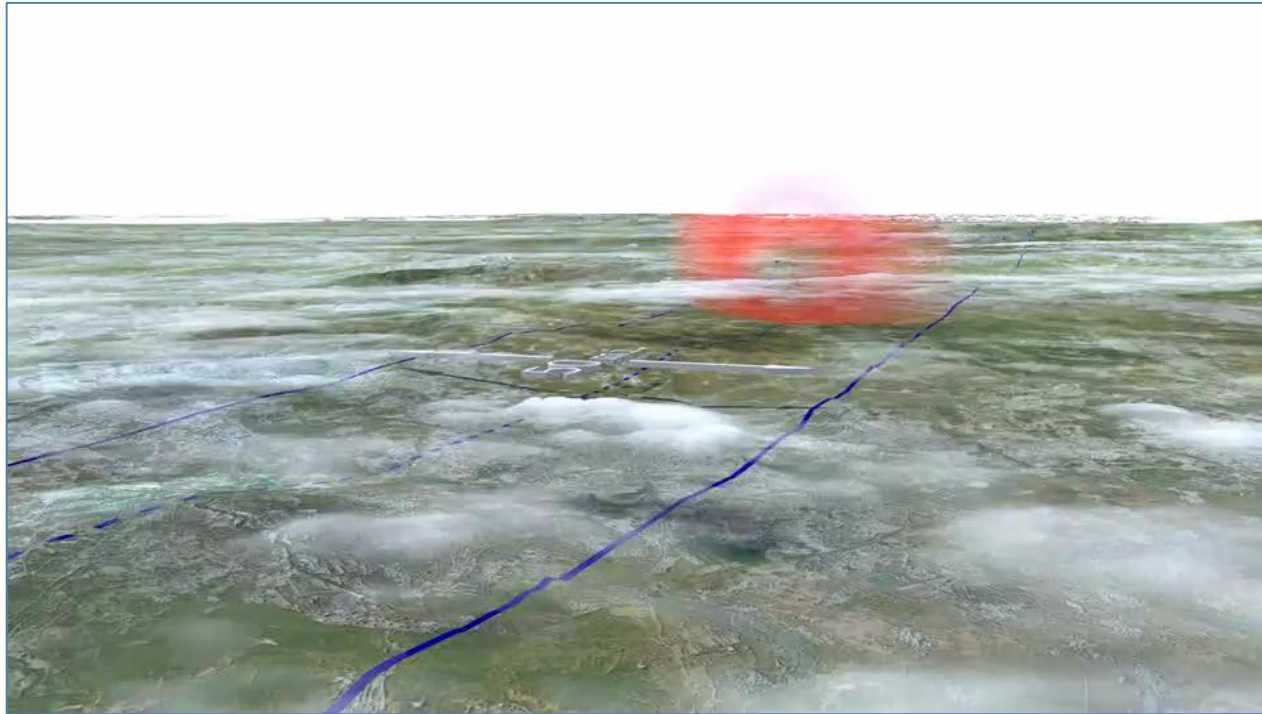

---





# Barriers to Success of Supersonic Aircraft

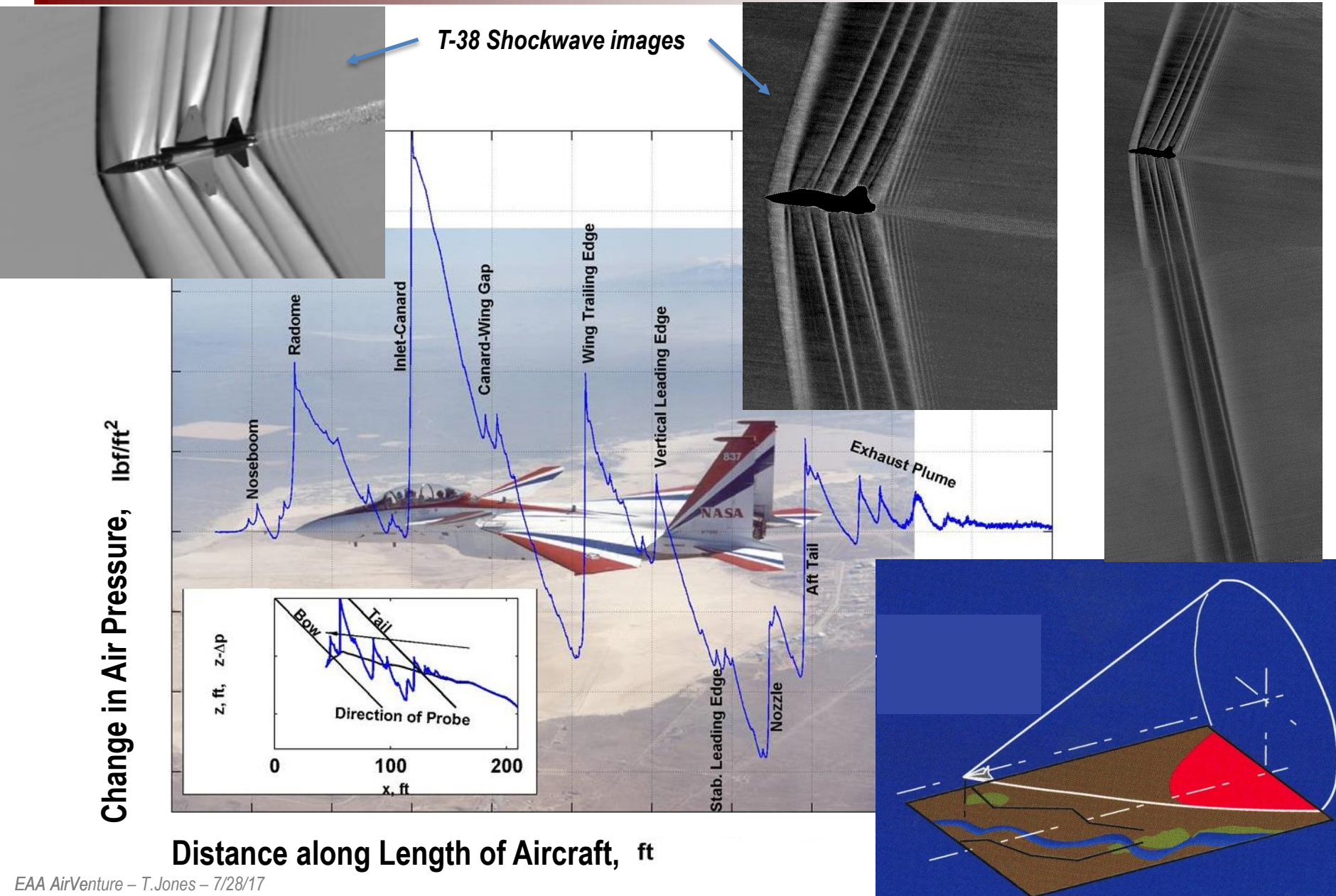
## Sonic Boom Basics



- At supersonic speeds, air pressure rises sharply through shockwaves
- Shock system is dragged behind it like the wake from a boat
- As the shockwave passes a person on the ground, a “sonic boom” is heard
- Booms are heard along the entire length of the supersonic flight
- A large “Carpet” on the ground is exposed to booms as the aircraft flies
- Noise is reduced at the edge of the carpet


*Concorde, US SST sonic boom noise led to the current ban on supersonic overland flight*

# What Shockwaves Look Like

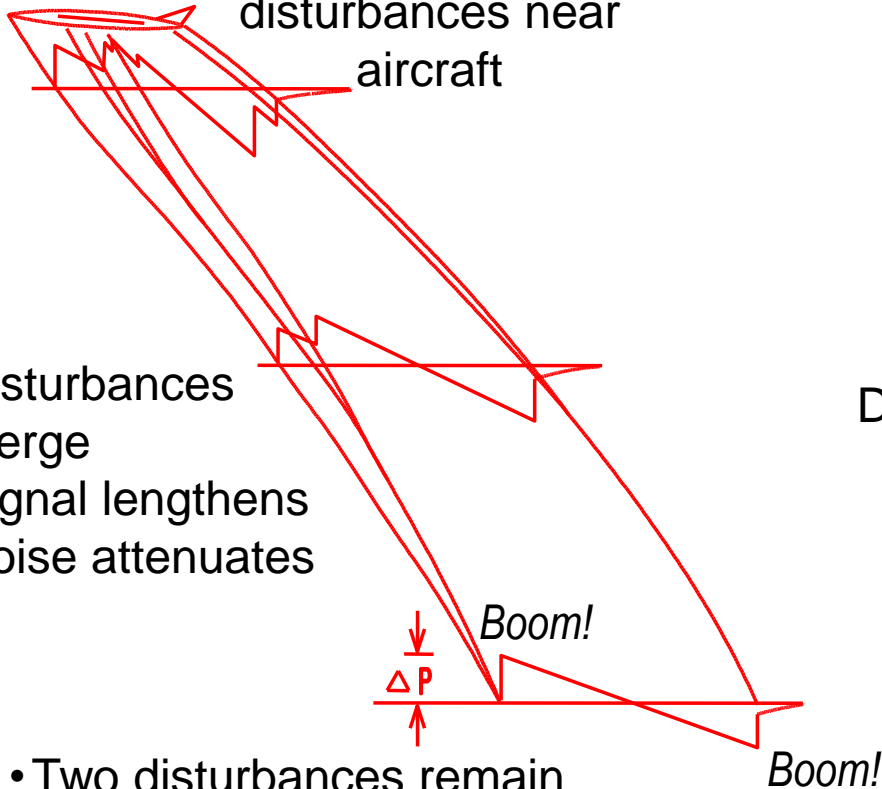




# Sonic Boom Reduction by Aircraft Shaping



Multiple disturbances near aircraft

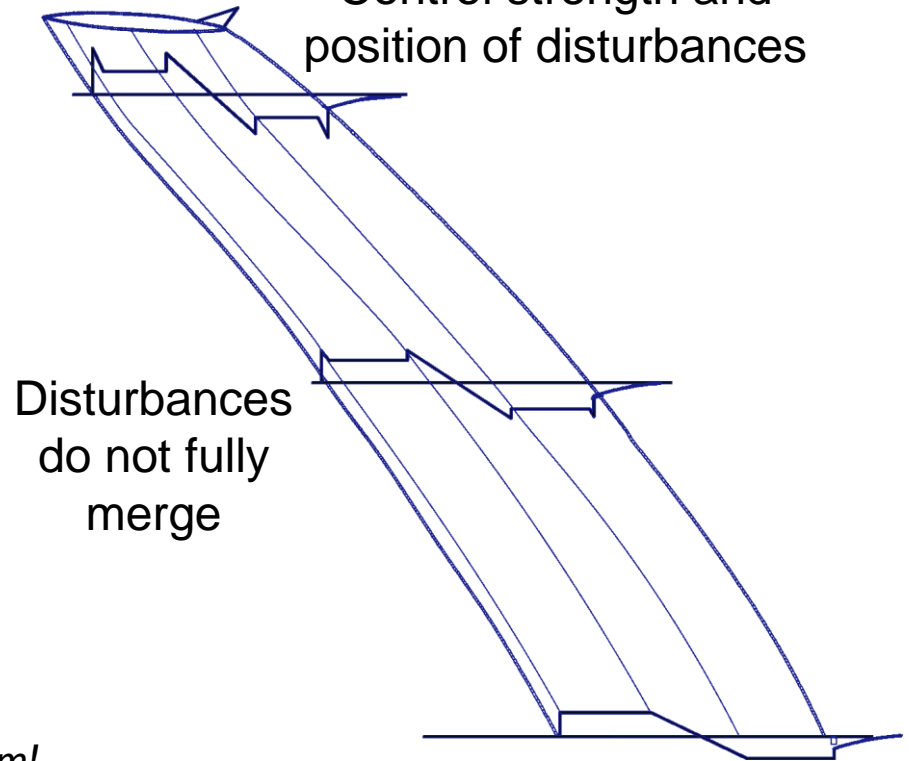


- Disturbances merge
- Signal lengthens
- Noise attenuates

- Two disturbances remain
- Signal has a characteristic “N” shape
- Called an “N wave” boom “signature”

*Typical Supersonic Design*


Control strength and position of disturbances



- Shaped boom at the ground
- Results in more of a “thump”

*Specially Shaped Boom Design*

# Sonic Booms and loudness on decibel scale



*NORMAL BOOM – 106PldB*

*LOW BOOM – 75PldB*



# How do We Measure Response?

## 1 – Boom Simulators



Simulation of booms heard outdoors



Simulation of booms heard indoors

- Sophisticated boom simulators
  - Unique National capability
- Accurate reproduction of sonic boom noise
  - Consistent, repeatable test conditions
  - Wide variety of signature shapes and levels
- Study elements of boom that create annoyance
  - Goal: Understand how annoyance is related to spectrum, level, rattle, vibration

# How do We Measure Response?

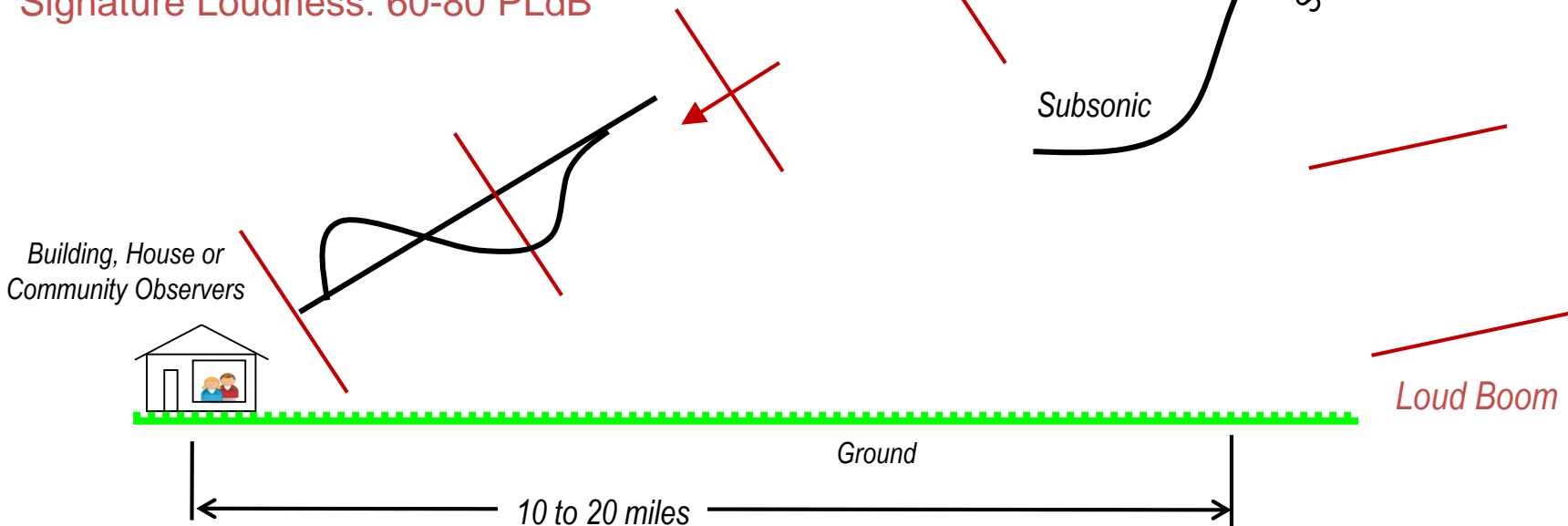
## 2 – Flight Research with Specialized Aircraft Maneuver



- Current aircraft cannot generate low booms during level flight
- Simulated low boom can be generated by dive maneuver
- Effective tool for research in more relevant environment
  - Less control over signature acoustics
- Limited to use in remote areas such as Edwards AFB




Signature Amplitude: .1-.5 PSF (5-25 Pa)  
Signature Loudness: 60-80 PLdB





# How do We Measure Response?

## 3 – Quiet Supersonic Technology Demonstration



Proposed QueSST Concept




Community

- Only completely realistic way to measure response to quiet supersonic overflight
- Flights conducted over many communities
  - Particularly without prior exposure to booms
- Requires a unique research platform
  - Examines design, atmospheric, and operational elements of Quiet supersonic flight
- Viewed as critical step by Regulatory Groups (FAA, ICAO)
- Can be done with a relatively small aircraft
- NASA QueSST X-Plane
  - Preliminary Design completed in June and Design/Build/Test RFP expected very shortly.
  - First project in the New Aviation Horizons Initiative





# Why a Low-Boom Flight Demonstration?



## Why now?



# Why Supersonics?

- Supersonic flight over land enables large reduction in travel time
  - Valuable to business travelers, cargo shippers, National Security and traveling public
- Opportunity for US to take the lead in new class of aircraft manufacturing
- Market potential has been validated in numerous studies
  - Business Aircraft: 350-500 units
  - Civil Airliners 500+ units
- Maintains or increases Aviation's impact on US GDP and has high value jobs
  - Aviation manufacturing contributes \$76.1B to the US trade balance, as of 2012
  - Aviation is the #1 exporter of US goods, as of 2011
  - Aviation contributes to 11.5M direct and indirect jobs in civil and general aviation, as of 2012



2025



~2030



~2040


NASA investment in fundamental technology for supersonics enables continued US leadership in global civil aviation



# Supersonic Civil Overland Flight is Prohibited Because of Sonic Boom



- Since ~1973, U.S. (FAA) and Int'l Civil Aviation Org. (ICAO) regulations prohibit flight that creates sonic boom over populations
  - US: No flight at Mach >1.0 over land
  - ICAO: “no unacceptable situations for the public due to sonic boom”
- Overland flight is required for economically feasible supersonic operations
- An international sonic boom noise standard is required to open the supersonic civil aviation market
  - US FAA and other countries regulatory orgs align their standards to ICAO



# Rationale: Supersonic Overland Flight Creates an Opportunity for Future US Civil Aviation Leadership

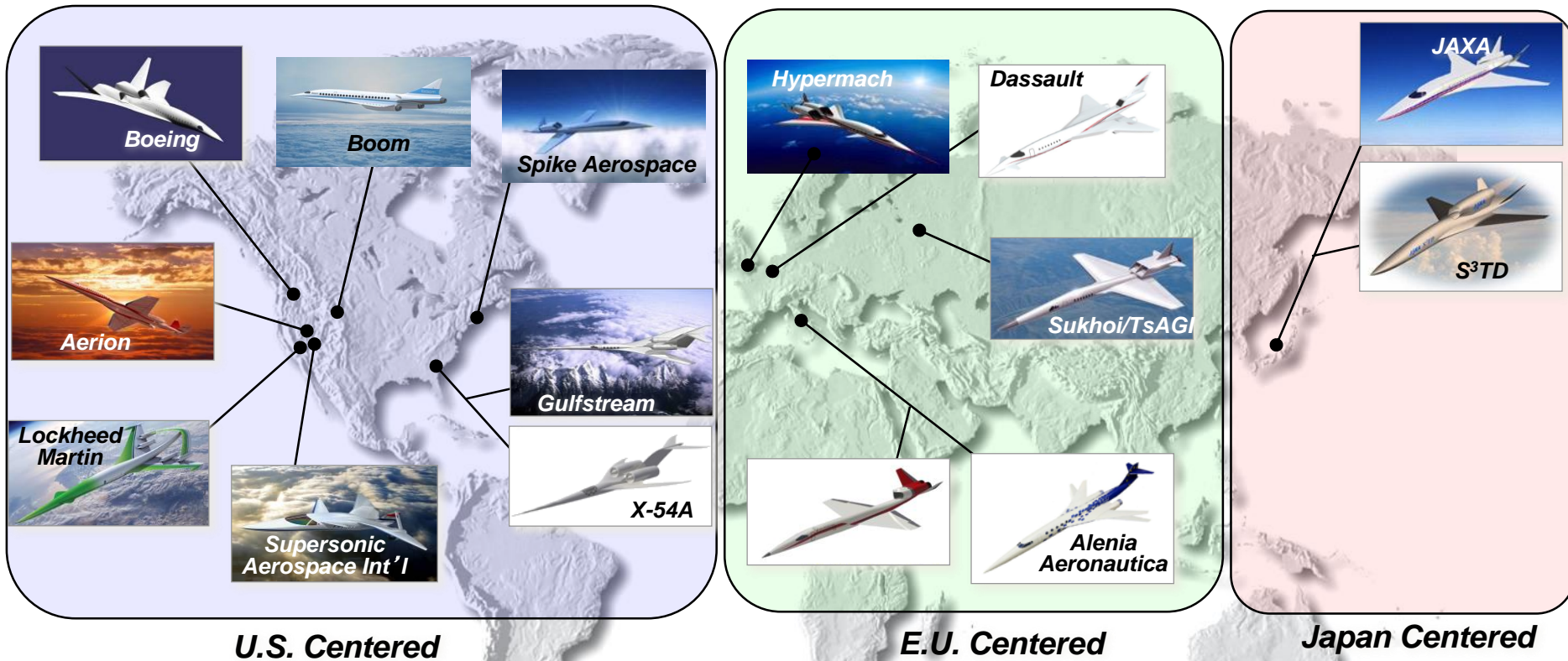



- Global demand for air travel is growing
  - More travelers in existing markets
  - New markets appearing rapidly
  - The distance between some population centers is great (especially considering the growth in the Asia-Pacific region), which places a greater value on speed
- New supersonic products lead to more high-quality jobs in the US.
  - Even though the initial products are expected to be higher-end general aviation aircraft, such products expand design and manufacturing employment.
  - Technology leadership is established through initial products will lead to development of larger, more capable airliners.
- A new supersonic capability developed in the US will further support a positive balance of trade
  - Other countries have a significant need for high speed transport because it can connect them to Western markets more effectively.
  - There is new “wealth” in other regions (e.g. China and the Middle East) that could be spent on a new product built in the United States.





# International Industry & Entrepreneurial Interest



***“The United States is not the only sponsor of supersonic technology development and once the capability is developed users in the US and other countries will purchase it regardless of where it is manufactured.” – NRC report “Commercial Supersonic Technology: The Way Ahead (2001)”***

# Why a Flight Demonstration?

- The research community and NASA have collected sufficient data to convince FAA/ICAO of the need for a new low boom standard, but the ICAO consensus is that a demonstrator aircraft will be needed to understand the response of the general public. This is now part of the ICAO plan.



*Low-Boom Flight  
Simulation using F-18  
Dive Maneuver*

***Field studies show the  
potential for acceptable  
low boom noise***



*Sonic Boom Acceptability  
Studies using Ground  
Simulators and in the Field*

- The US lead in a demonstration X-plane will ensure that we have more influence on the eventual rule making process.
- In addition, flying first ensures that US industry has the lead in tools and technologies needed to dominate the new civil supersonic transport market.

# Questions Only a Flight Demonstration Can Answer



- Will overflown communities find these low-boom shaped cruise signatures acceptable?
  - Do we have appropriate, validated metrics and procedures for certification?
- Can the transition focus boom footprint be minimized to allow supersonic operations?
- What influence will turbulence and other atmospheric effects have on low-boom shaped signatures?

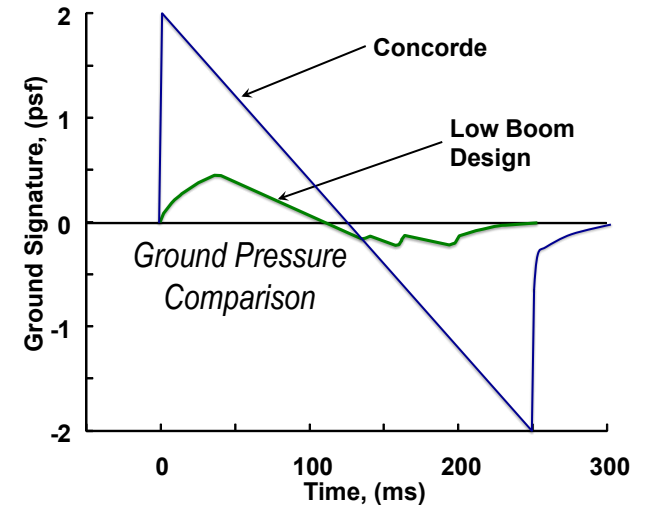




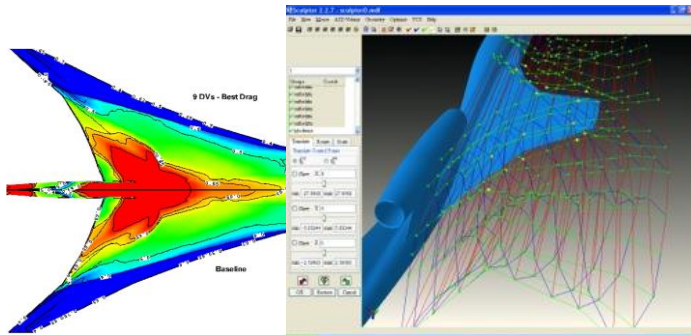
# Technology is Ready for Flight Demonstration




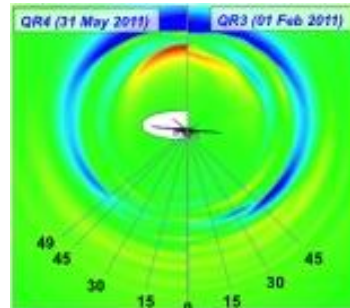
**Recent NASA-led research has capitalized on 40+ years of investment to produce breakthroughs in boom noise reduction**



**Extensive wind tunnel tests indicate that these new designs show the low-boom characteristics that were predicted**



**New advances in modeling tools allow us to design new low-boom configurations**



# Quiet Supersonic Technology (QueSST) X-Plane Overview




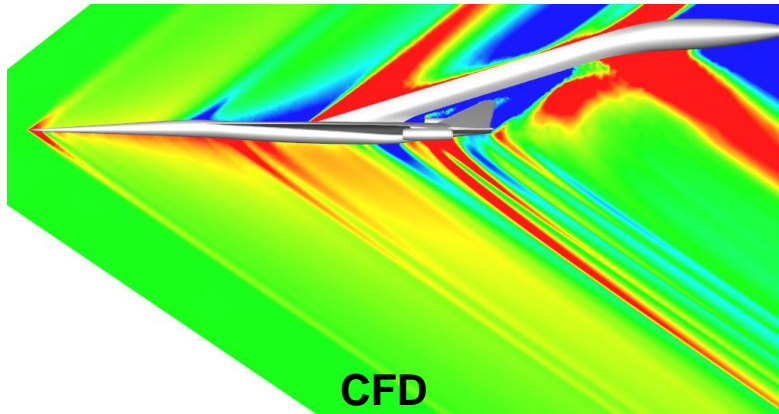
LOCKHEED MARTIN



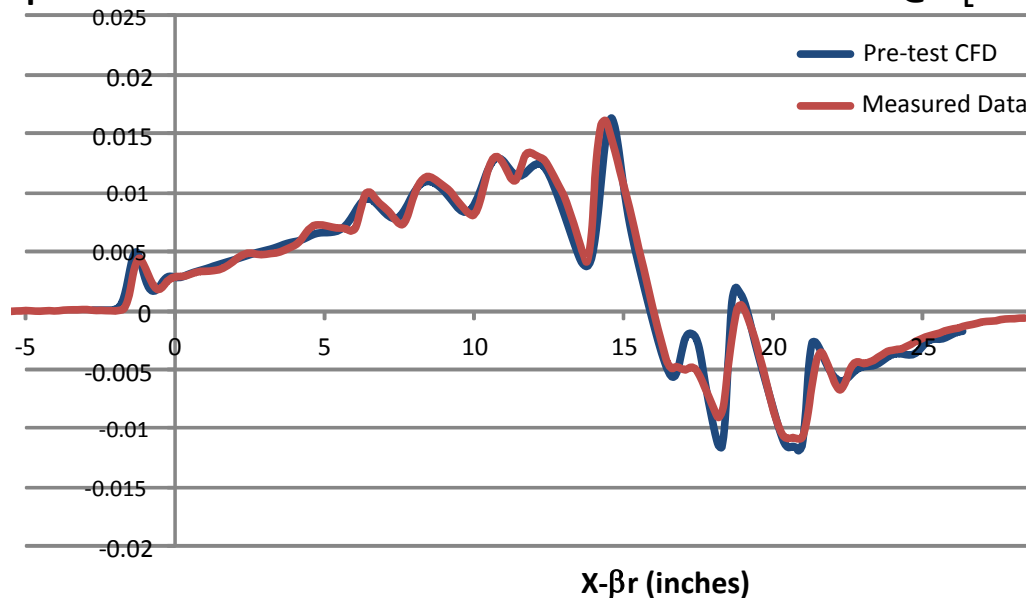
Michael Buonanno

LM QueSST Chief Engineer

# Why Now for the QueSST X-Plane?



Comparison of Pre-test CFD and Wind Tunnel Measurements @  $C_L = 0.142$



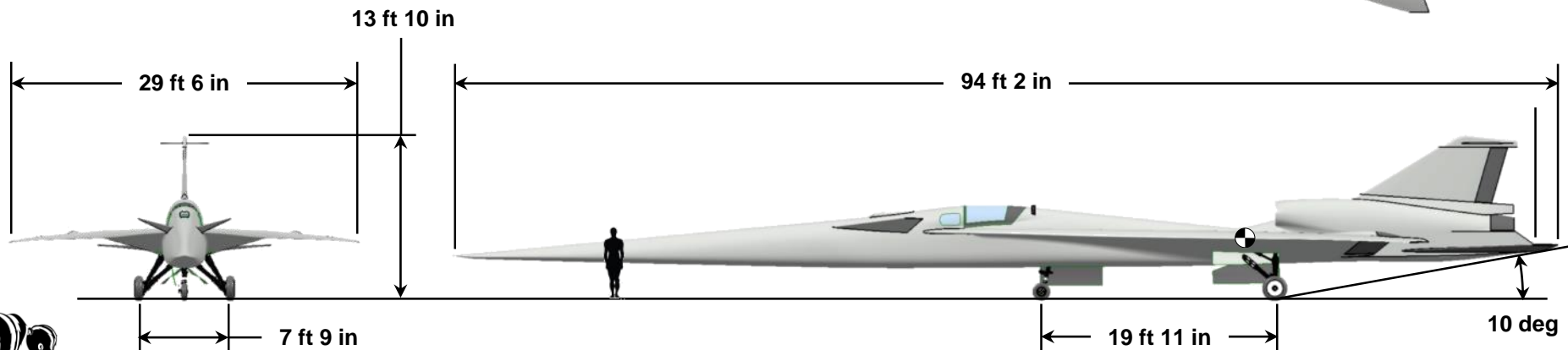

*Work Done on N+2 Supersonic Validations Program Showed that Modern Design Tools are Adequate for Shaped Boom Design*



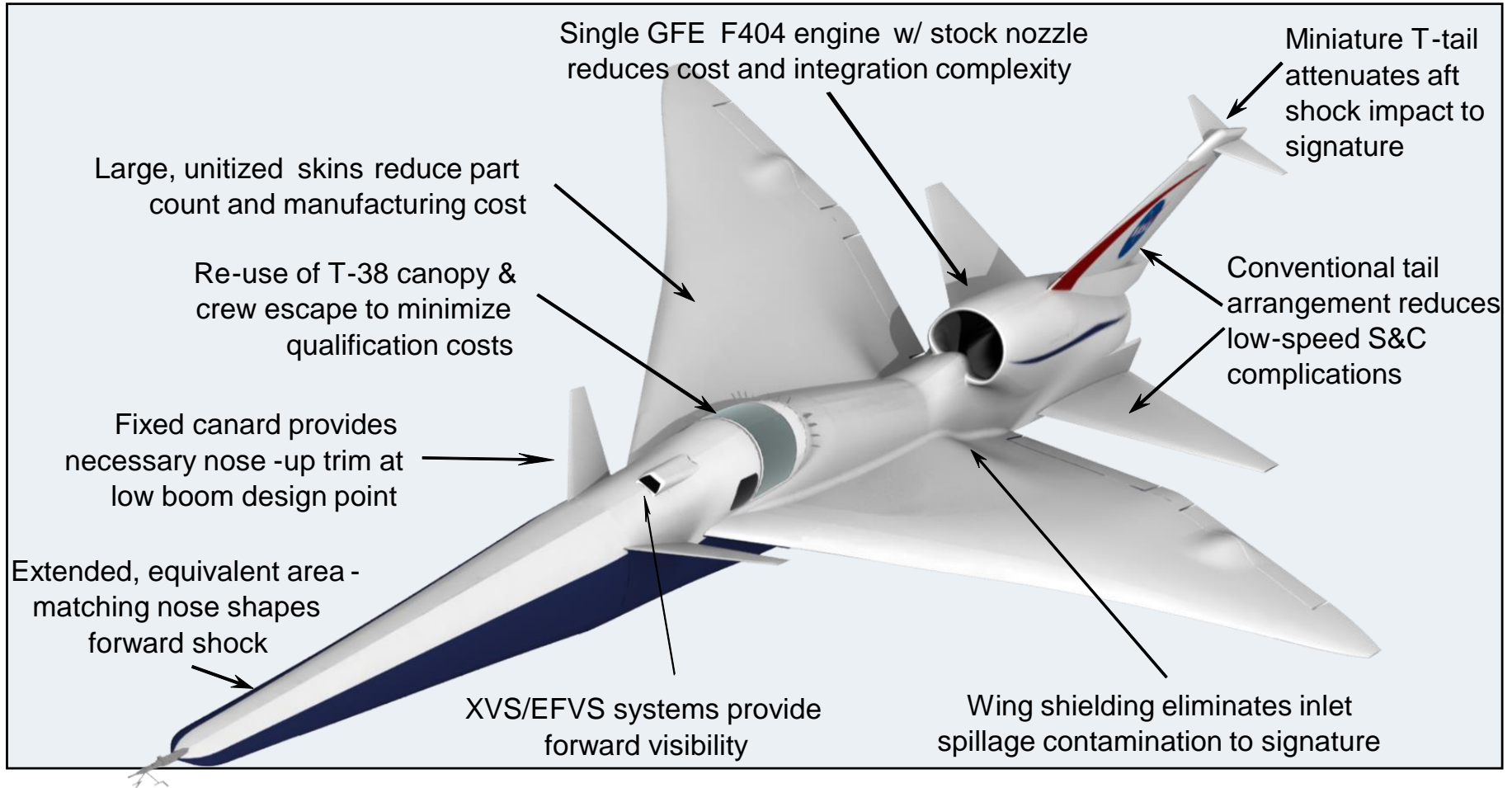
# QueSST Configuration C606 Overview



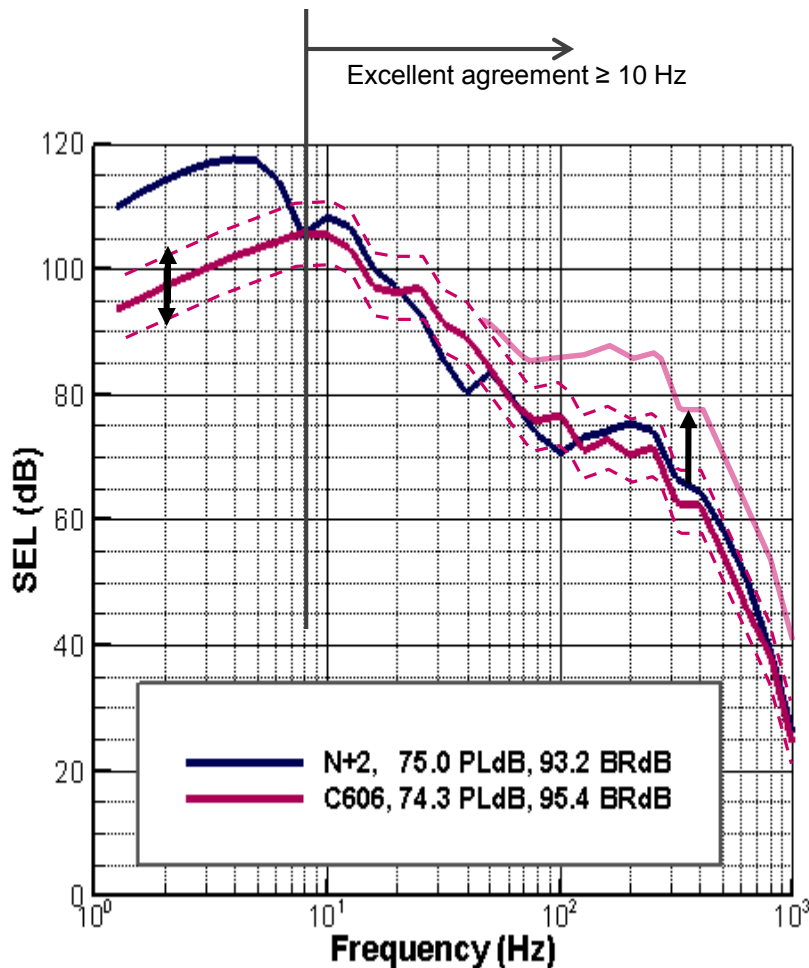
Configuration C606	
MTOW	22,500 lb
Empty Weight	14,000 lb
Maximum Fuel	7,100 lb
Payload	500 lb
S <sub>ref</sub>	486 sq ft
W/S	46 lb/ft <sup>2</sup>
T/W	0.60
Engine	1xGE F404
Design Mach	1.42
Loudness	<75 PLdB



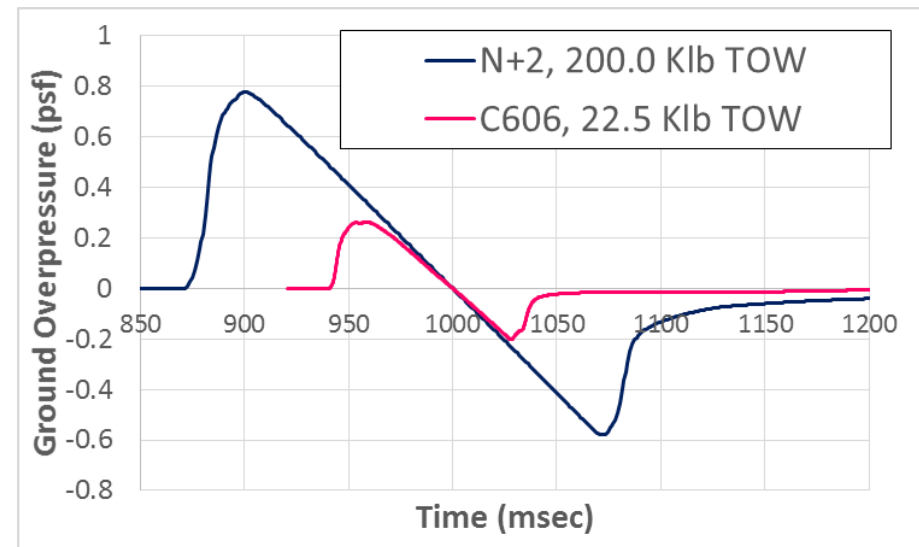
# QueSST Design Features



# Signature Traceability



- N+2 frequency content matched everywhere
- Variability at all frequencies and/or increased high frequencies to match a range of possible products



***QueSST Size and Shape Provide Excellent Traceability to a Range of Future Commercial Products***






# Summary




- **Work on the Low Boom Flight Demonstrator Concept Formulation and Refinement Studies established requirements and resulted in a closed airplane configuration capable of generating extremely quiet boom levels**
- **Current work on preliminary design will further mature the X-plane and lay the foundation for an eventual quiet commercial supersonic aircraft**






# What's Happening Now/Next?



# Quiet Supersonic Technology (QueSST) Preliminary Design Review (PDR) Completed



- *The QueSST PDR was held June 20 – 23 of 2017 in Palmdale, CA – 125+ participants including the NASA and LM teams*
  - *The QueSST Team (NASA and LM teams) jointly provided a robust set of review materials and presentations per the QueSST PDR Terms of Reference*
- 
- *The PDR Independent Review Board & the Project Review Team were formed with a broad cross-section of over 25 subject matter experts from across the Agency. They reviewed the design materials for technical acceptability.*
  - ***Initial assessment by the PRT was very positive with indications of a successful PDR.***



# LBFD Timeline



2013 - 2014	Concept Exploration Studies
2014 - 2015	Concept Refinement Studies
Feb 2016	QueSST Preliminary Design contract awarded to Lockheed-Martin as part of NASA's New Aviation Horizons Initiative
Feb 2017	Sources Sought Notice Posted on FedBizOpps ( <a href="https://www.fbo.gov/">https://www.fbo.gov/</a> )
Jun 2017	Preliminary Design Review
Jun 2017	LBFD Design/Build/Test (DBT) Draft Request For Proposal (RFP) released on FedBizOpps
Aug 2017	LBFD DBT RFP release anticipated
2018	LBFD DBT contract award
2019	Critical Design Review
2021	First flight & Envelope Expansion
2022	Low boom acoustic signature validation complete
2023	Initial community response test (based at NASA AFRC)
2023 - 2025	Community response tests in US (remote based)

*Dates in blue text are estimated and dependent on approval and funding*

# Example Req'ts from Sources Sought Posting



*...predicted ground carpet signature between 70 - 80 PLdB within the lateral limits ( $\pm 40$  deg)..*

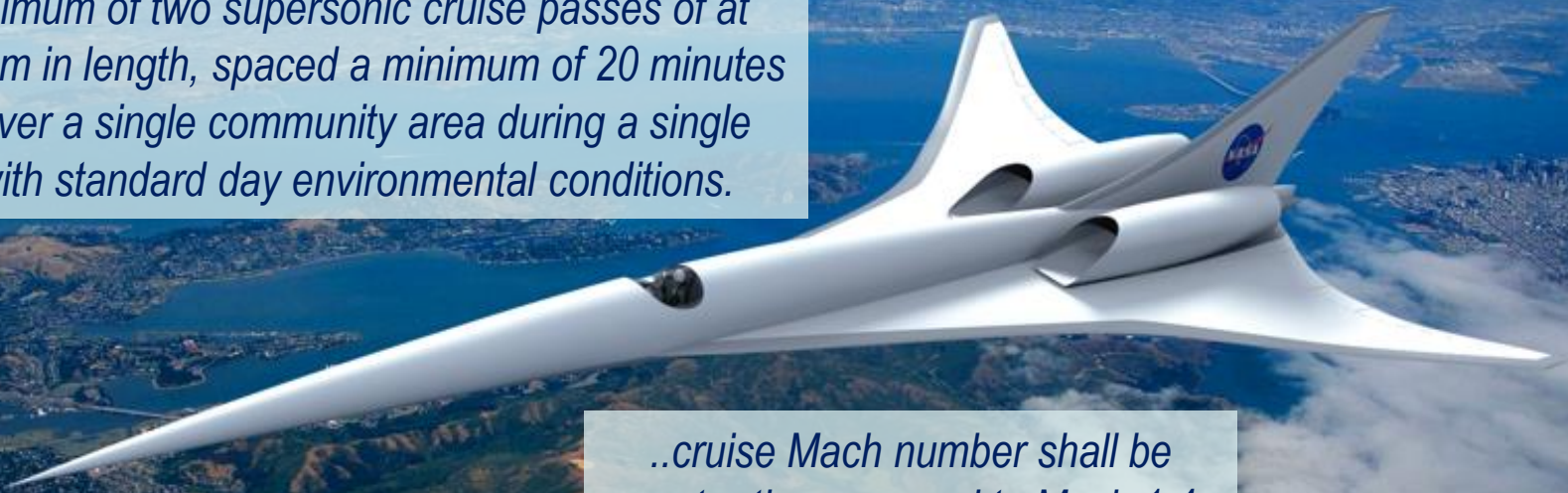
*...predicted maximum calculated loudness level of less than or equal to 75 PLdB throughout the lateral limits ( $\pm 40$  deg) of the nominal supersonic cruise boom carpet.*

*...a minimum of two supersonic cruise passes of at least 50 nm in length, spaced a minimum of 20 minutes apart, over a single community area during a single flight with standard day environmental conditions.*

*..cruise Mach number shall be greater than or equal to Mach 1.4.*

*...peak acoustic energy occurring at a frequency no greater than 10 Hz, at design supersonic cruise...*

*...minimum of three flight operations of the baseline mission, from engine startup to engine shutdown, over a 9- hour time span.*

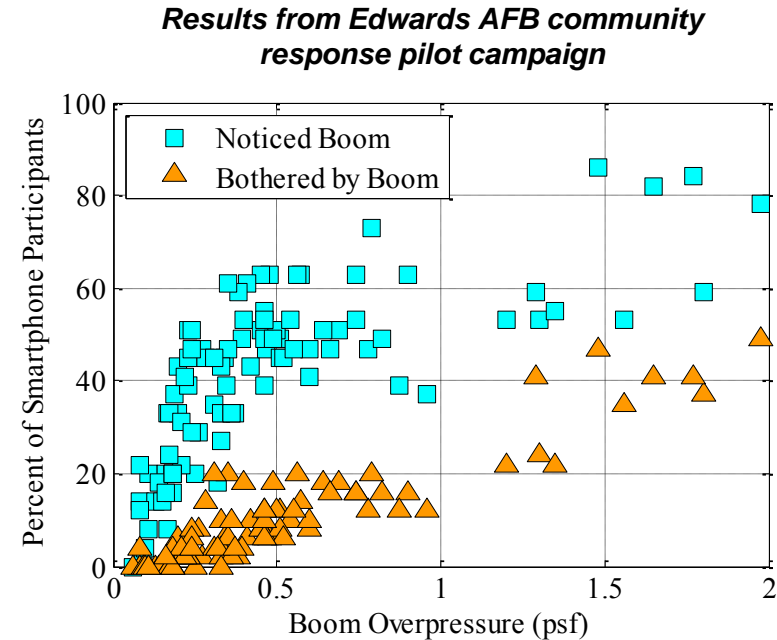


# Quiet Supersonic Overflight Community Test Concepts and Objectives



**Objective: Create a robust dose – response relationship for community annoyance vs appropriate noise metric(s)**

- Large populations, large number of representative responses.
  - 10k to 100k, depending on survey method employed
  - Varied community settings including representative:
    - Geography and climate
    - Home and building construction
    - Community demographics, etc.
- A range of exposure levels will be required, possibly including normal booms
- Up to a maximum of 6-8 of daily exposures
  - Night exposures may be required
- Sufficient test duration to establish effect of repeated exposure
- Account for test aircraft operational limitations
  - Airfield facilities
  - Operations tempo





# Concluding Remarks

- Supersonic Commercial Flight offers an unfulfilled promise of improved mobility
- Long & rich history of research and development of sonic boom & minimization technology at NASA
- Recent developments have resulted in a breakthrough achievement of very low boom levels for integrated supersonic designs.
- Low Boom Flight Demonstration X-Plane is the next logical step



*Credit: The Boeing Company*



*Credit: Lockheed Martin*



*Any Questions?*




---

# Backup slides



# Density Changes




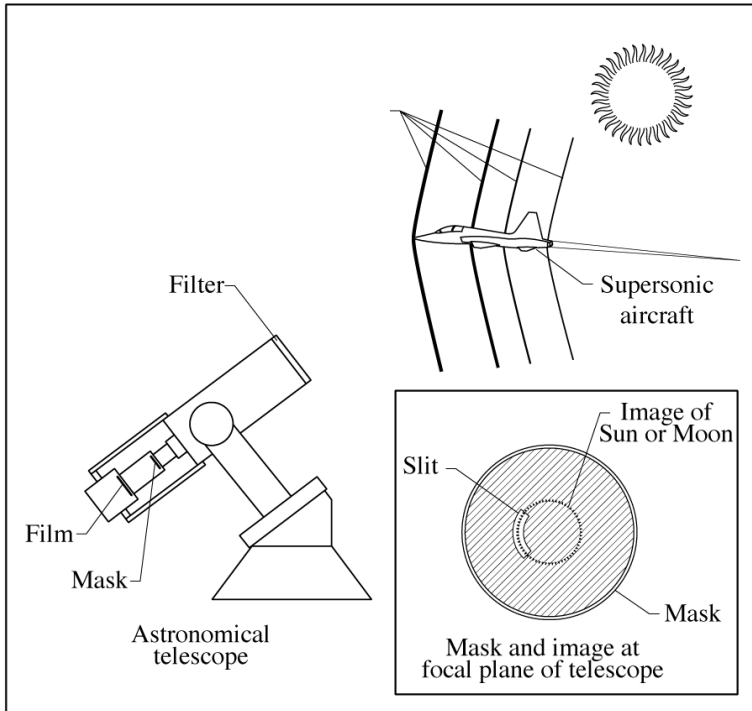
- Flow around aircraft changes air density, generally invisible
- Density changes can refract (bend) light



# First In-Flight Image

- Schlieren, German word for “streak”, from 1665, used for making lenses
- First schlieren image of full-scale supersonic aircraft by Leonard Weinstein, NASA Langley, 12/13/1993
- Shock waves can be seen combining

*8mm movie film*



# NASA Aeronautics Context

Strategic Implementation Plan (SIP) May 2015



## 3 Mega-Drivers



## 6 Strategic Research & Technology Thrusts



### **Safe, Efficient Growth in Global Operations**

- Enable full NextGen and develop technologies to substantially reduce aircraft safety risks



### **Innovation in Commercial Supersonic Aircraft**

- Achieve a low-boom standard



### **Ultra-Efficient Commercial Vehicles**

- Pioneer technologies for big leaps in efficiency and environmental performance



### **Transition to Low-Carbon Propulsion**

- Characterize drop-in alternative fuels and pioneer low-carbon propulsion technology



### **Real-Time System-Wide Safety Assurance**

- Develop an integrated prototype of a real-time safety monitoring and assurance system



### **Assured Autonomy for Aviation Transformation**

- Develop high impact aviation autonomy applications

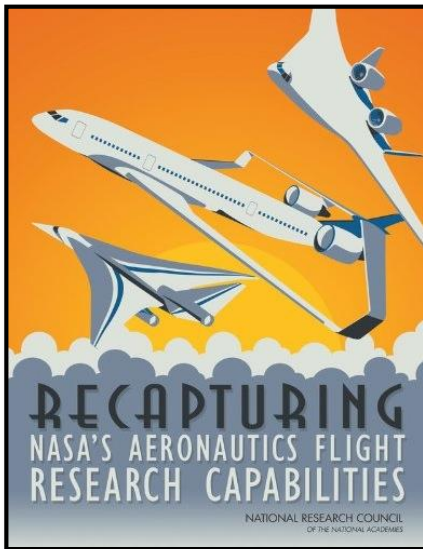
<http://www.aeronautics.nasa.gov/pdf/arnd-strategic-implementation-plan.pdf>



# An Identified National Research Need




- Recent National Research Council reports identify NASA led flight research and a low-boom demonstrator X-plane as key elements of achieving regulatory change and inspiring our next generation



*“By embarking on flagship aeronautical flight research programs that advance the frontiers of flight, NASA can contribute to inspiring the next generation of scientists and engineers.”*

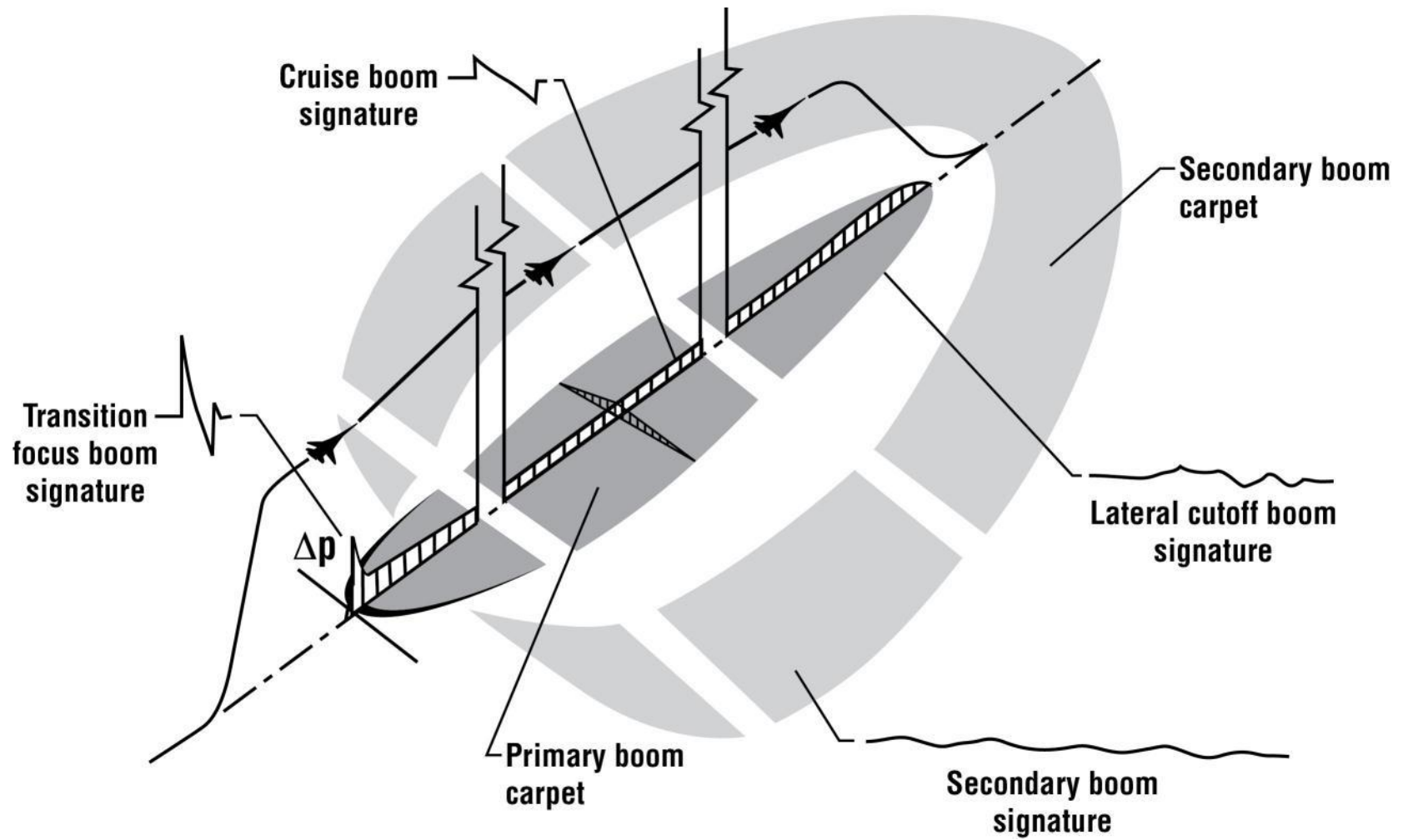
*“NASA’s flight research programs are most effective when they are focused on achieving innovation in aeronautics.”*

*“...given the progress in low-boom technology that has been demonstrated over the past decade and in light of this research challenge being the principle remaining barrier to routine supersonic operations, NASA together with the FAA could proceed immediately with an integrated technology experimental aircraft program to validate low-boom acoustic ground signatures and establish a set of quantitative criteria for the sonic boom footprint over land.”*

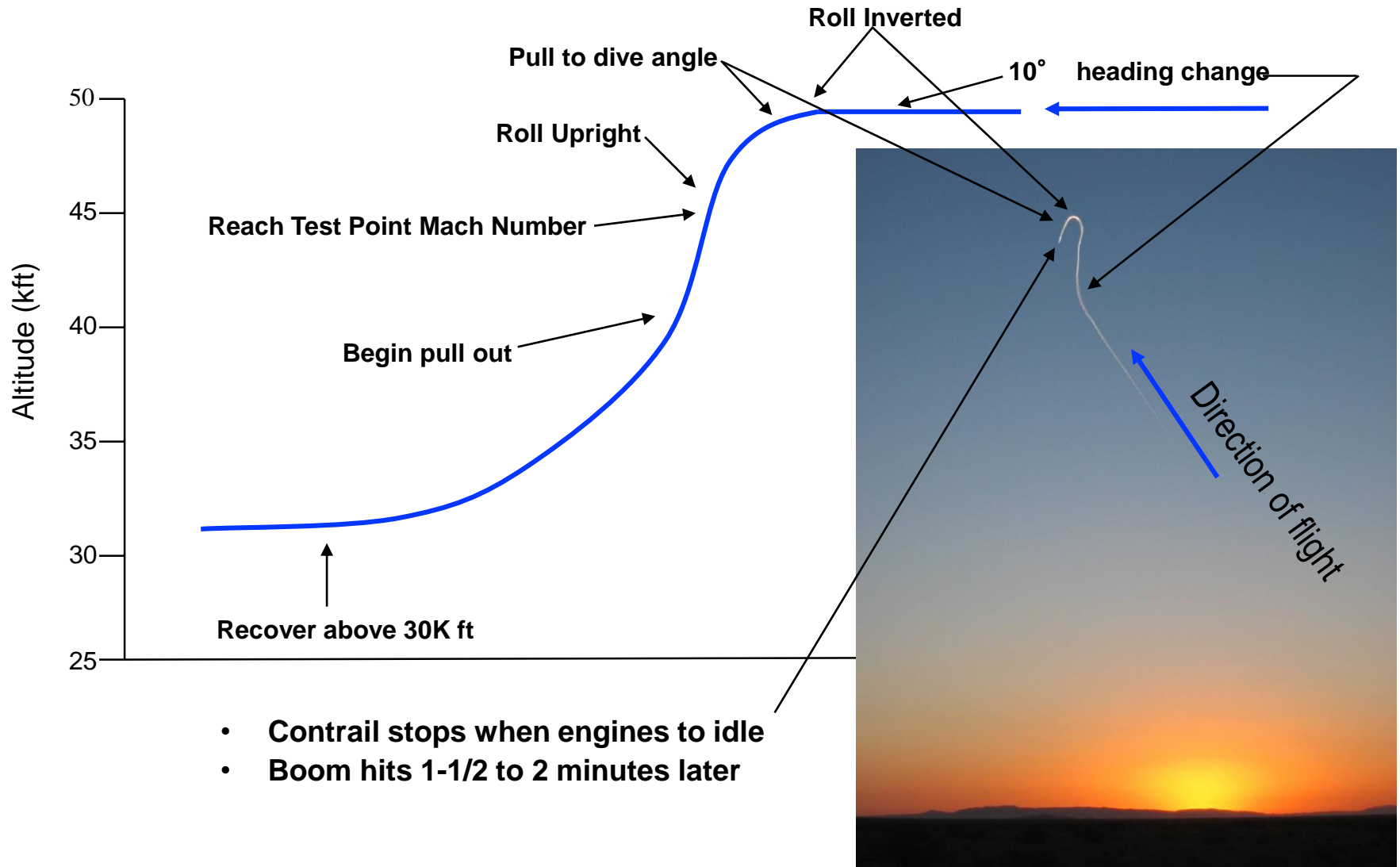


*“Sonic boom is the major barrier to the development of supersonic business jets (SBJs) and a major, but not the only, barrier to the development of supersonic transports with overland capability... ...While NASA should have its eye on the prize – supersonic commercial transports – it is still quite appropriate for NASA to conduct sonic boom research, even when related to SBJs.”*

# Sonic Boom Ground Exposures



# Low Boom Dive



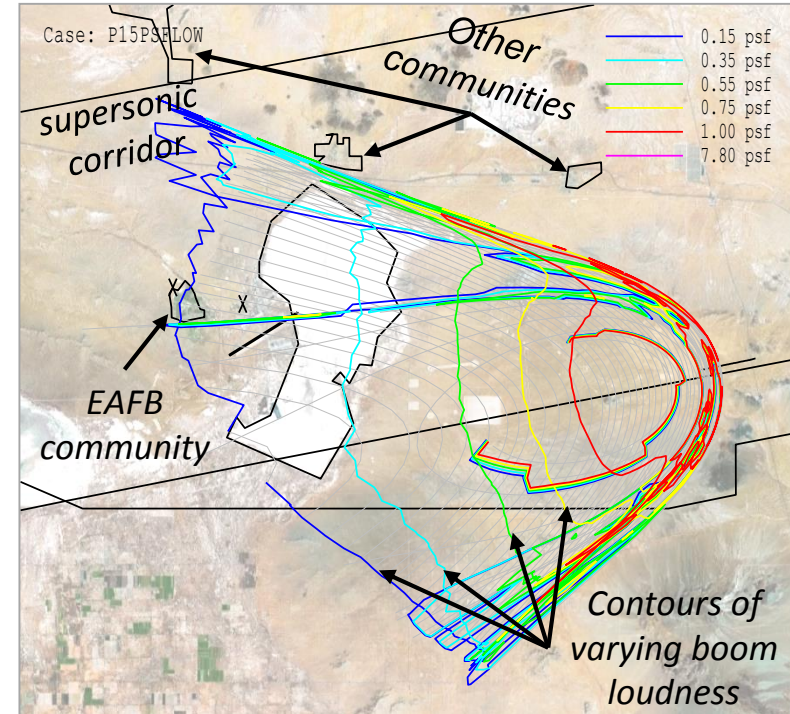


**Low Sonic Boom Supersonic Dive  
Video from Back Seat of F-18B**


# Boom Placement Considerations



- Low-boom dive maneuver results in large area of low magnitude N-waves, but smaller parabola of loud focused booms
- Flight will be planned to demonstrate varying levels of low magnitude N-waves
- Flight plan determined by target boom level and prevailing weather
  - Launch preflight weather balloon
  - Calculate maneuver waypoints
  - Avoid booming sensitive areas

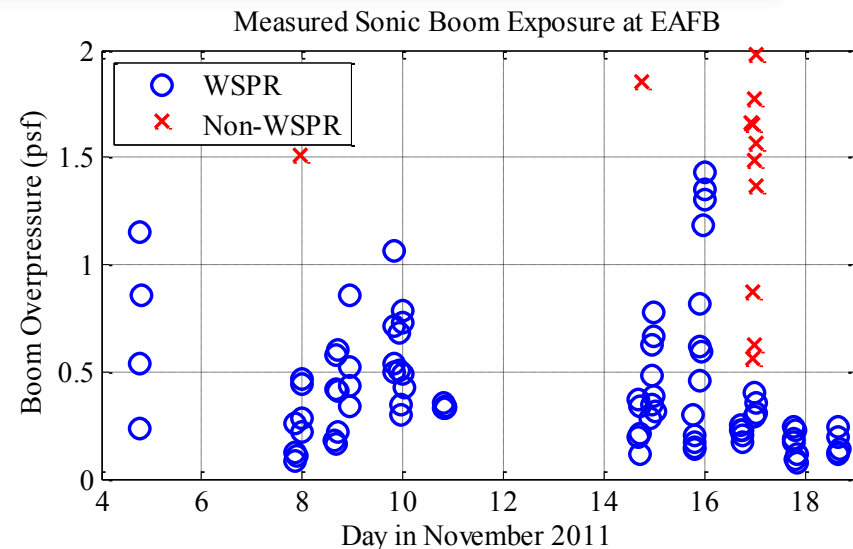


# Community Response Pilot Test (Community Exposure Test Element)



*Pilot test to prepare for future sonic boom community response studies*

- Expose Edwards Air Force Base (EAFB) housing area to low-amplitude sonic booms
  - Two-week test period (Nov. 2011)
  - Range of boom amplitudes and number of booms/day
  - 2 Contractor teams (Wyle Laboratories and Fidell Assoc.) plus NASA in-house team
- Noise exposure
  - 3 low-boom target levels: 0.1, 0.3, 0.5 psf
  - 4-15 booms/day, 110 total booms
  - Desired range of sonic boom amplitudes was achieved
- Exposure range enables comparison with previous sonic boom studies
  - Non-WSPR high-amplitude booms also occurred during test period
- Sonic boom data analysis
  - Data for each boom at each monitor analyzed
  - Psychoacoustic metrics calculated

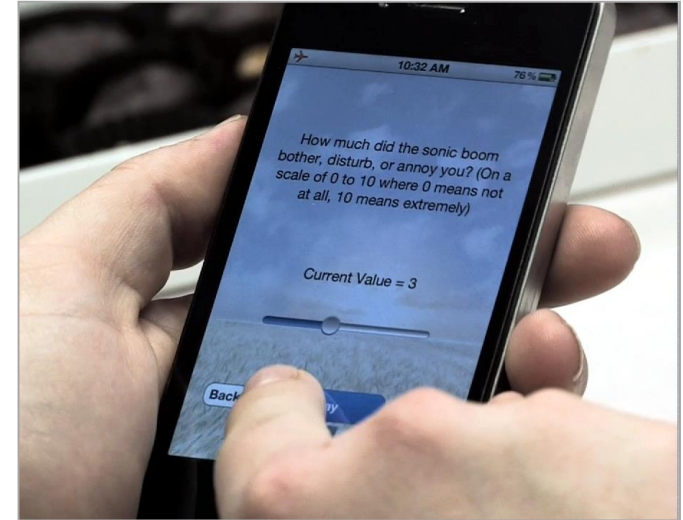




# Community Response Methods



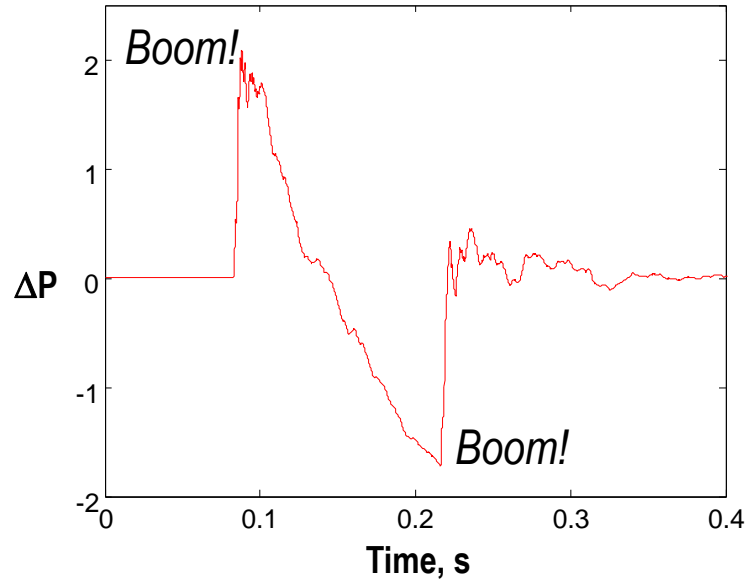
- Types of information collected
  - Residents' responses to each boom
  - Residents' daily responses to multiple booms
- Resident reactions collected by one of 3 methods
  - Paper
  - Website
  - Smartphone
- Assessment of different methods
  - Test new data collection technologies
  - Evaluate data quality and completeness
  - Examine efficiency and cost-effectiveness
  - Assess respondent experience



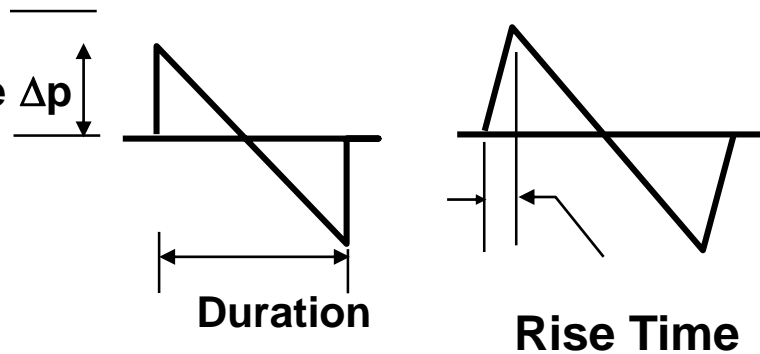
# Sonic Boom Basics: The N-Wave



Measured Sonic Boom

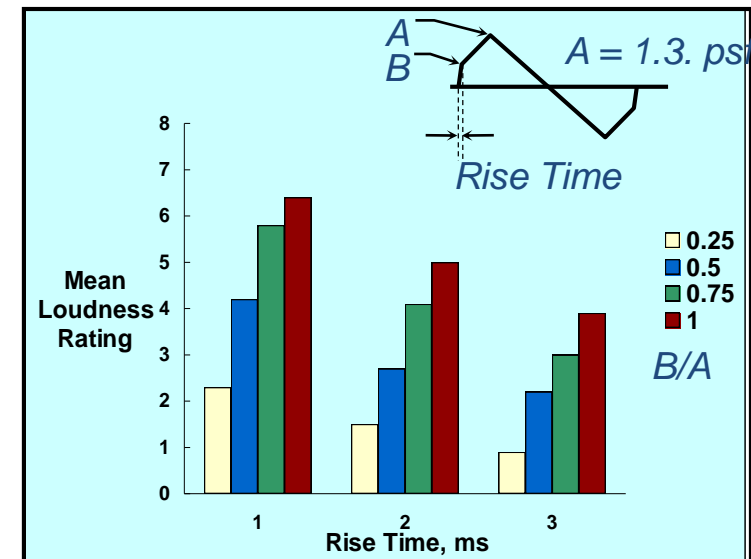


Overpressure  $\Delta p$



Factors in N wave annoyance


Sullivan 1990



# Commercial Supersonic Flight and Sonic Boom

## A Brief History

---



- 1947 – X-1 breaks the sound barrier
- 1954 – First SST concept studies
- 1961 – St. Louis sonic boom study
- 1962 – Concorde agreement
- 1963 – US SST announced
- 1964 – Oklahoma City sonic boom study
- 1969 – Concorde first flight
- 1971 – US SST canceled
- 1973 – US prohibits overland flight
- 1976 – First commercial Concorde flight
- 2003 – Concorde retired



COPYRIGHT MIKE FREER - TOUCHDOWN-AVIATION AIRLINERS.NET



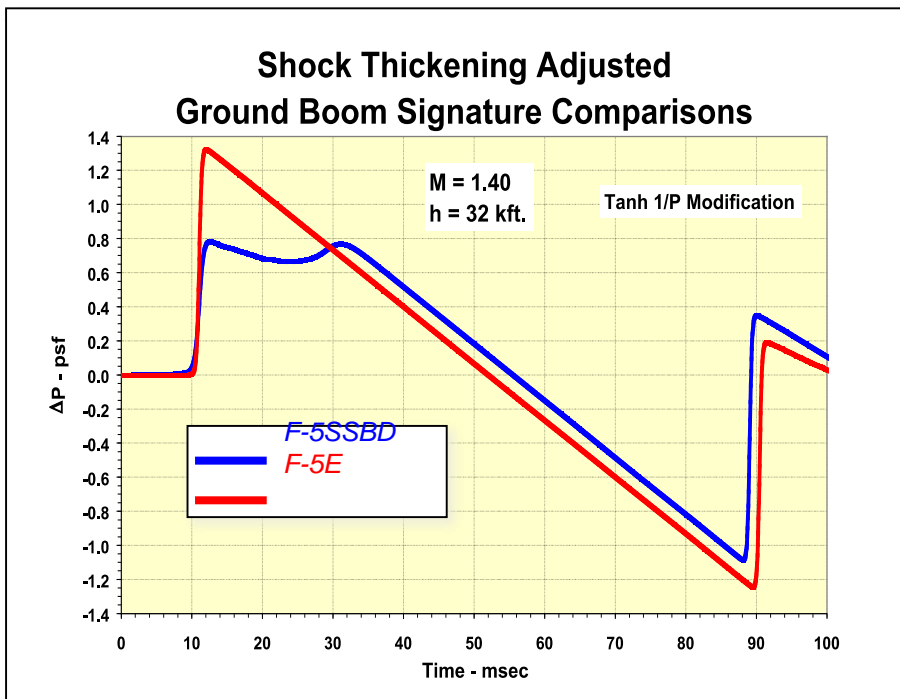
# First Flight Demonstration of Shaped Sonic Boom DARPA-NASA SSBD-SSBE Project 2003



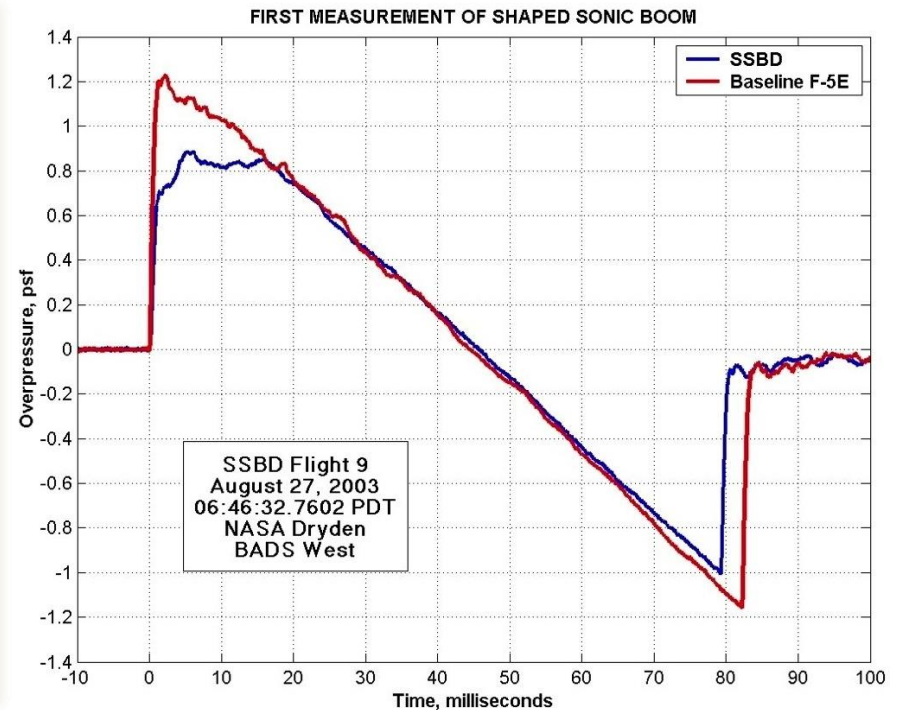
*Back-to-Back Flights of Modified and Unmodified F-5s*



**First-Ever Shaped Sonic Boom Recorded 27 August 2003**



Design



Flight Results