


DECLASSIFIED  
917643  
AUTHORITY  
BY: [initials] NARA DATE: 2-18

NOV 22 1937

1605.4  
Kellett  
9-1/4

NATIONAL ADVISORY COMMITTEE FOR AERONAUTICS



~~CONFIDENTIAL~~ MEMORANDUM REPORT  
for  
Army Air Corps, Materiel Division  
and  
Bureau of Air Commerce

RESULTS OF LANDING TESTS OF KELLETT YG-1

AUTOGIRO (A. C. R. 35-278)

By R. R. GILRUTH

**CLASSIFICATION CANCELLED**

~~H. L. Snyder 10-1-52~~  
[Signature]

By: ~~oal~~ NACA change # 9541  
~~Status: Inactive~~

**NOT EDITED**

**FILE COPY**

November 15, 1937

To be returned to  
the files of the National  
Advisory Committee  
for Aeronautics  
Washington, D. C.

(4)

DECLASSIFIED  
977643  
AUTHORITY  
BY 21 NARA DATE 2-18

[REDACTED]  
for  
Army Air Corps, Materiel Division  
and  
Bureau of Air Commerce

RESULTS OF LANDING TESTS OF KELLETT YG-1

AUTOGIRO (A. C. R. 35-278)

By R. R. GILRUTH

SUMMARY

Flight tests were made with a Kellett YG-1 autogiro to determine the relationship between the ground reaction and the vertical velocity at contact for landings of the flared and gliding three-point types. The data obtained are presented in the form of time histories of the linear accelerations at the center of gravity resulting from the initial landing impact. In addition, the attitude angle and velocity of the autogiro at contact were measured. The landings were all mild as compared to those representative of airplanes tested in this manner, the maximum vertical velocity being 4.4 feet per second with a corresponding normal acceleration of 2.35 g.

INTRODUCTION

At the suggestion of the Army Air Corps, Materiel Division (reference 2) and the Bureau of Air Commerce (reference 1) the National Advisory Committee for Aeronautics

DECLASSIFIED

917643

AUTHORITY

BY: NARA DATE: 2-18

- 2 -

is conducting a series of tests to measure the magnitude and direction of the loads developed and also the flight path and attitude of airplanes at contact for various types of landings. The present tests, which are fifth in a series of similar tests of various airplanes, were made with a Kellett YG-1 autogiro made available by the Army Air Corps. Tests have previously been made with a Consolidated E-2 airplane (reference 3), a North American BT-9 airplane (reference 4), a Boeing F-26 airplane (reference 5), and a Curtiss XF13C-3 airplane (reference 6).

#### APPARATUS AND TESTS

The YG-1 autogiro used in this investigation (figs. 1 and 2) is a direct-control, wingless type of the following specifications:

Gross weight as flown ----- 2,060 lb.  
Rotor diameter ----- 40 ft.  
Brake horsepower ----- 225 hp.

A series of 15 flared and glide-type landings were made, out of which usable records were obtained from 9. An accelerometer was installed at the center of gravity of the autogiro and was oriented to record accelerations parallel to the X and Z axes. An attempt was made to measure pitching accelerations with a turnmeter; however, none of the records were usable. The attitude angle and

DECLASSIFIED
917643
AUTHORITY
BY <u>LS</u> NARA DATE <u>2-1-8</u>


- 3 -

the velocity of the autogiro at contact were obtained with a recording phototheodolite.

#### RESULTS AND DISCUSSION

The landing data are presented in the form of time histories (figs. 3 to 7, inclusive). The linear accelerations in these figures are the accelerations recorded at the center of gravity of the autogiro, the normal and longitudinal components being perpendicular and parallel to the thrust axis, respectively. The maximum accelerations and the results obtained from the phototheodolite are summarized in table I. Figure 8 shows the variation of the maximum recorded vertical accelerations at the center of gravity with the vertical velocity of the autogiro at the instant of contact.

The resultant forces acting on the autogiro are indicated by the recorded accelerations and are made up of aerodynamic forces as well as ground reactions. The vertical accelerations experienced immediately prior to contact varied from 1 g to 0.8 g which shows the range of the vertical component of the aerodynamic forces existent at contact. An indication of the variance of this component throughout the period of impact was obtained by noting the rotor coning angle as recorded by the theodolite camera. In all the landings of this investigation the coning angles



- 4 -

showed no appreciable change during that time, indicating that the accelerations representative of ground reactions were from 1 to 0.8 g less than the recorded values. This may not be generally true as shown by a case observed in landings of reference 3, where a coning angle of  $0^{\circ}$  was noted following a severe landing. A further analysis of the present data to determine the division of ground loads between the main wheel and tail wheel units was not possible due to the lack of pitching acceleration data. In addition, the longitudinal moment of inertia of the autoroto, also necessary for such division, was not known.

As a point of interest it is well to note in the calculation of chassis loads from the acceleration data that the effective mass of the rotor is a function of the weight distribution along the blades. For a uniform distribution the effective mass is one-fourth the total mass of the rotor. It should be further noted that all the landings presented are mild, and it is probable that they do not represent as severe conditions as would be experienced in routine service.

Langley Memorial Aeronautical Laboratory,  
National Advisory Committee for Aeronautics,  
Langley Field, Va., November 15, 1937.

R. R. Gilruth

R. R. Gilruth,  
Junior Aeronautical Engineer.

Approved:

*Elton W. Miller*  
Elton W. Miller,  
Principal Mechanical Engineer.

flw

DECLASSIFIED	
917643	
AUTHORITY	
BY 25	NARA DATE 2-18

- 5 -

REFERENCES

1. N. A. C. A. Let. Apr. 30, 1936, CW:MW.
2. N. A. C. A. Let. May 28, 1936, CW:MM.
3. Reed, Warren D.: Results of Landing Tests with Consolidated PB-2 Airplane. Confidential Memo. Report, N. A. C. A., Nov. 1936.
4. Reed, Warren D.: Results of Landing Tests with a North American B7-9A Airplane (A. C. R. 36-88). Confidential Memo. Report, N. A. C. A., July 1937.
5. Reed, Warren D.: Results of Landing Tests with a Boeing P-26A Airplane (A. C. R. 33-37). Confidential Memo. Report, N. A. C. A., July 1937.
6. Reed, Warren D.; and Gilruth, R. R.: Results of Landing Tests with a Curtiss XF13C-3 Airplane. Confidential Memo. Report, N. A. C. A., Aug. 1937.
7. Peck, William C.: Landing Characteristics of an Autogyro. T. N. No. 508, N. A. C. A., Nov. 1934.

DECLASSIFIED  
AUTHORITY  
BY [signature] NARA DATE 2-1-18


TABLE I  
Landing Data For YC-1 Outrigger

Run No. & Dist	Yst Veloc ft/ps	MAX Normal Accel AZ	CORR LOWEST Normal Accel AZ	Runway Length ft	tan AZ degrees	Angle of sight degrees	PR miles	MAX Vertical accel g	MAX Horizontal accel g	Ground speed ft/ps	Wind speed ft/ps	Run speed ft/ps	Plate notes
4-11-31	495	g	g	4900	degrees	degrees	g	g	g	ft/ps	ft/ps	ft/ps	
3	245	1.81	0.27	5.7'	8.4	4.1'	1.83	1.77	0.45	140	125	26.0	Power off ground
6	270	2.09	.17	4.3'	4.3	8.6	2.05	2.03	.31	160	14	30	Power off ground
9	1.80	1.93	.05	6.0"	1.5	7.5	1.93	1.91	.25	180	11	29	Power on ground
10	255	2.13	.33	6.4"	8.8	15.2	2.15	2.07	.56	11	135	24.5	Power off ground
11	1.3	1.61	.20	4.2'	7.0	11.2	1.62	1.59	.32	195	9	28.5	galle
12	29	1.87	-.06	6.2"	-1.8	4.4	1.87	1.86	.14	14.5	14.5	29	Power on ground
13	440	2.35	.07	5.0'	1.7	6.7	2.85	2.33	.27	3.5	15.5	19	Power off ground
14	23	1.89	.20	4.5"	6.0	10.5	1.9	1.87	.34	15	12	27	galle
15	1.5	1.55	-.09	6.5"	3.3	9.8	1.55	1.53	.26	27	17	44	Power on ground

NATIONAL ADVISORY  
COMMITTEE FOR AERONAUTICS

DECLASSIFIED  
NND 917643  
AUTHORITY  
BY [redacted] NARA DATE 2-18


*Figure 1. - Cg-1 autogyro - side view.*





NO DECLASSIFIED  
977643  
AUTHORITY  
BY [redacted] NARA DATE 2/18

*Figure 2 - G-1 autogyro - one quarter front view*



1/15/51

NATIONAL ADVISORY COMMITTEE FOR AERONAUTICS

DECLASSIFIED  
977643  
AUTHORITY  
BY LS NARA DATE 2-1-8

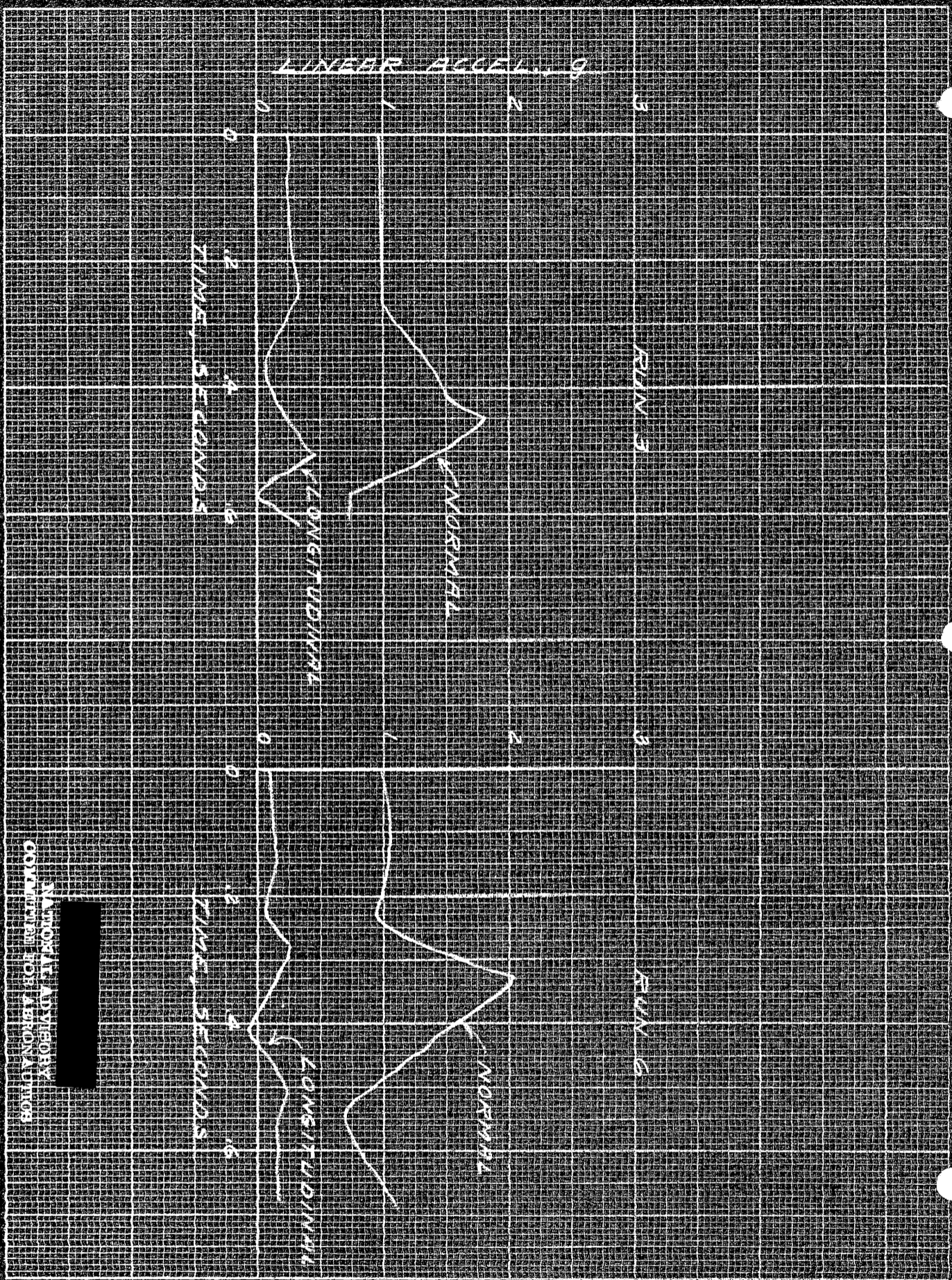


Figure 3.- Accelerations recorded in landing tests of YG-1 autogyro, test runs 5 and 6.


NATIONAL ADVISORY  
COMMISSION FOR AERONAUTICS

EUGENE DIEZGEN CO. NO. 346 B

UNCLASSIFIED  
977643  
AUTHORITY  
BY 25 NARA DATE 2-1-8

Figure 1. Accelerations recorded in landing gear of KC-1 aircraft, test runs 9 and 10

NATIONAL ADVISORY  
COMMISSION FOR AERONAUTICS

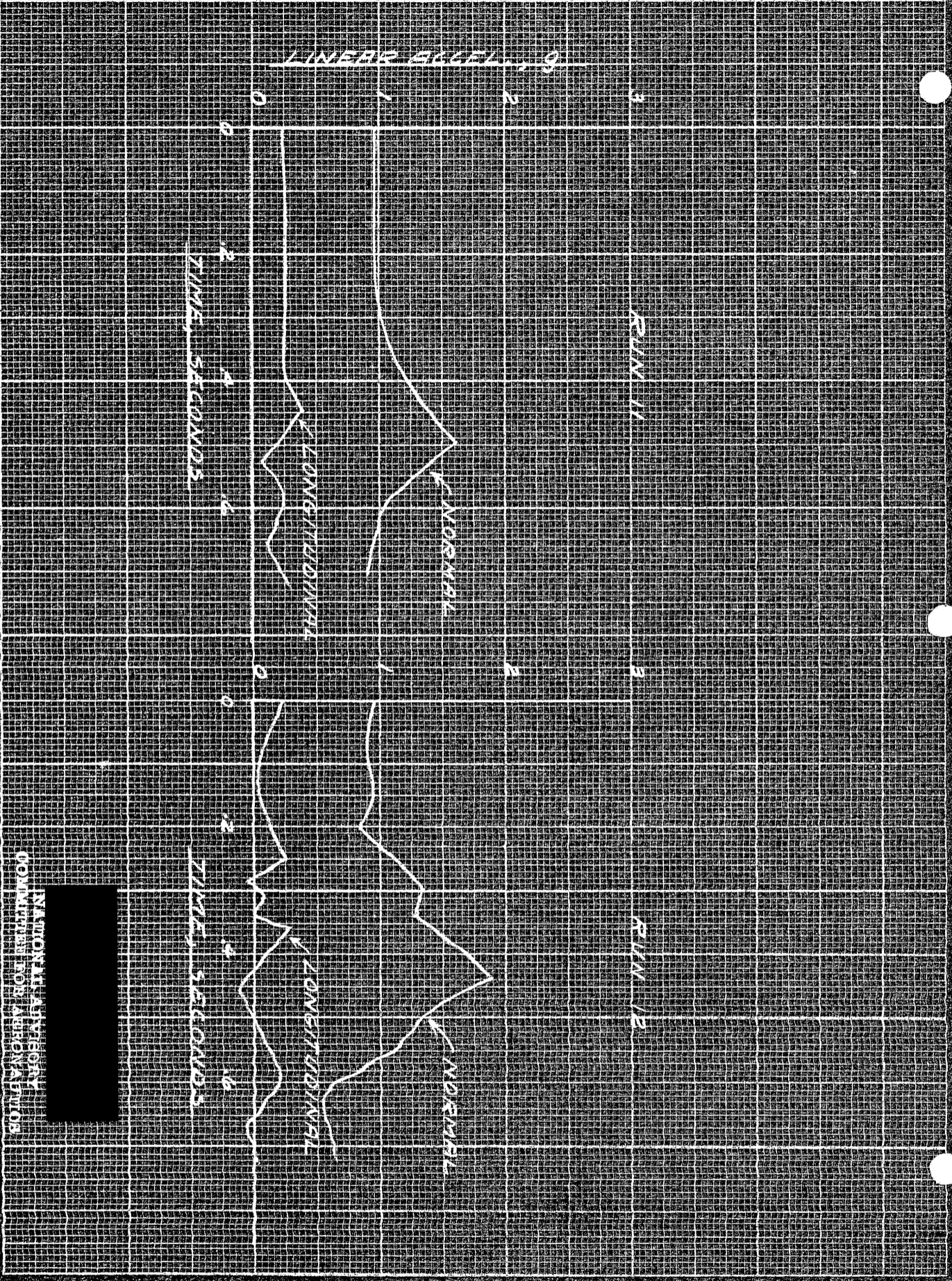


EUGENE DIETZEN CO. NO. 3-15 B

PRINTED IN U.S.A.

DECLASSIFIED  
917643  
AUTHORITY  
BY 23 NARA DATE 2-18

PRINTED IN USA  
Figure 5.- Accelerations recorded in landing tests of YC-1 autogyro, test runs 11 and 12.



NATIONAL BUREAU OF STANDARDS  
COMMERCIAL DIVISION

EUGENE DIETZGEN CO. NO. 346 B

DECLASSIFIED  
AUTHORITY  
BY 21 NARA DATE 2-18

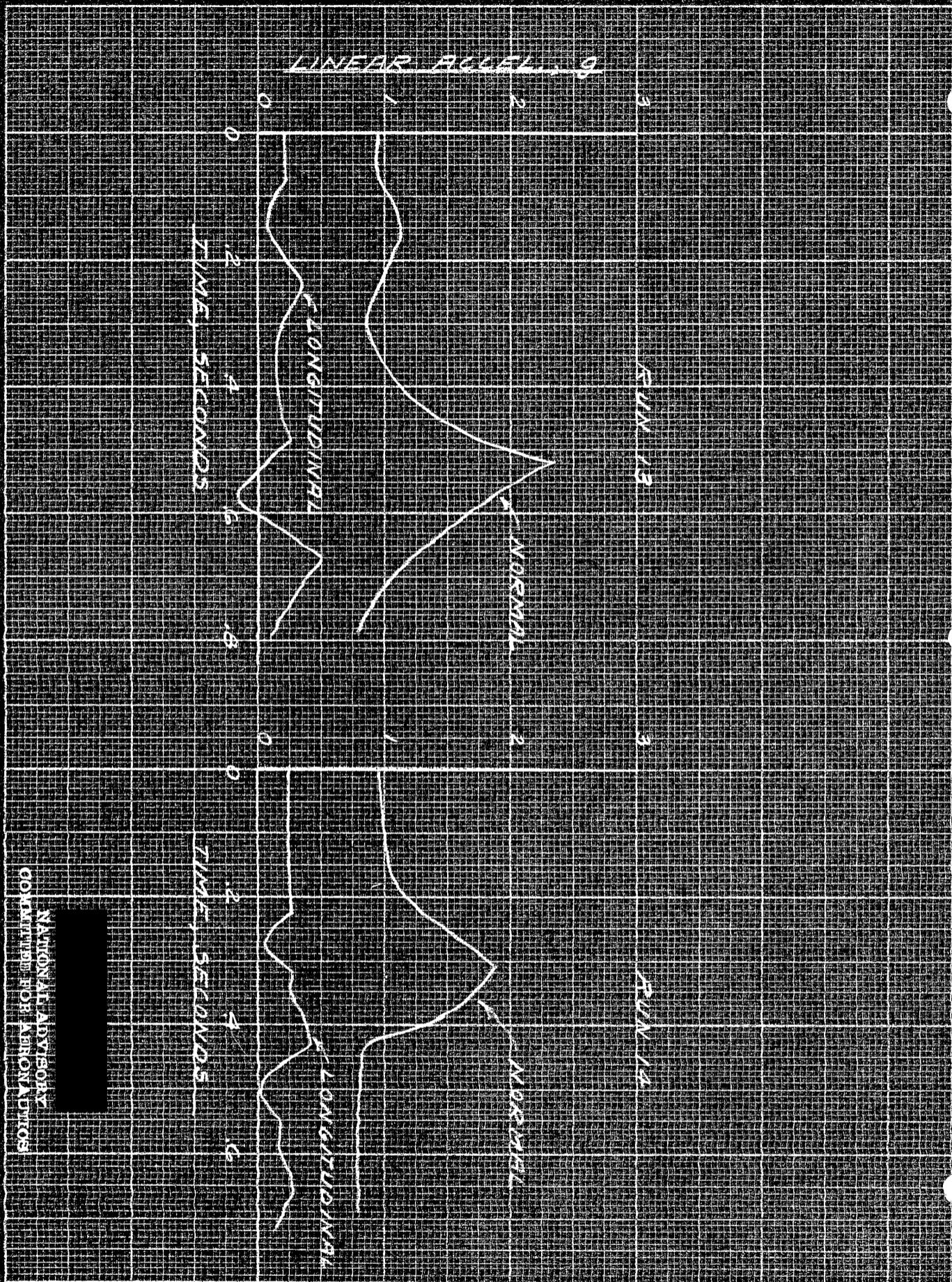


Figure 6. Accelerations recorded in landing tests of YC-1 autogyro, test runs 13 and 14.

PRINTED IN U.S.A.

NATIONAL ADVISORY  
COMMISSION FOR AERONAUTICS

ENGINE RESEARCH DIVISION

DECLASSIFIED  
917643  
AUTHORITY  
BY 21 NARA DATE 2418




Figure 7. Accelerations recorded in landing tests of YO-1 autogyro, test run 15.

PRINTED IN U.S.A.

NATIONAL ADVISORY  
COMMISSION FOR AERONAUTICS

EUGENE DITZGEN CO. NO. 346 B

DECLASSIFIED  
977643  
AUTHORITY  
BY [initials] NARA DATE 2-18




Figure 8. - Variation of vertical acceleration recorded at the center of gravity with the vertical velocity at contact, YC-1 autogyro.

PRINTED IN U.S.A.

NATIONAL ADVISORY  
COMMITTEE FOR AERONAUTICS

EUGENE DITZGEN CO. NO. 346 B