



Evaluations of Candidate Materials for Advanced Space-Rated Vacuum Seals to Explore Space Environment Exposure Limits

Patrick H. Dunlap, Jr.

NASA Glenn Research Center, Cleveland, OH

Janice L. Mather, Christopher C. Daniels, & Heather A. Oravec

The University of Akron, Akron, OH


30th Space Simulation Conference

Annapolis, MD

November 8, 2018



Introduction



- NASA is developing advanced space-rated vacuum seals for future missions to LEO and deep space
- Seals must exhibit extremely low leak rates to ensure that astronauts have sufficient breathable air for extended missions
- In some applications seals are not mated during portions of the mission and are left uncovered and exposed to conditions in space (vacuum, atomic oxygen, ultraviolet radiation) before mating
- Exposure can cause degradation of seal material resulting in higher leak rates




Objectives & Approach

- Objectives of this study:
 - Determine if addition of titanium dioxide (TiO_2) to baseline silicone material provides protection to seals from damage caused by ultraviolet (UV) radiation exposure
 - Evaluate how much UV radiation exposure seals could tolerate and still satisfy leak rate requirements
- Approach:
 - Fabricate seals out of baseline silicone material with and without TiO_2 additive
 - Expose seals to atomic oxygen (AO) and increasing levels of UV radiation
 - Perform leak tests on seals before and after exposures




Seal Test Specimens



- Test specimens were subscale versions of multi-piece seal design:
 - Elastomer element: Two seal bulbs connected by web
 - Metallic retainer:
 - Installed between seal bulbs with periodic bosses that pass through openings in web
 - Anchors elastomer element to structure
 - Installed in groove
- Materials:
 - Baseline S0383-70 silicone
 - Baseline S0383-70 silicone + TiO_2




AO Exposures




- All seals were exposed to nominal AO fluence of 8.8×10^{19} atoms/cm² (Kapton H) in Large Area Atomic Oxygen Exposure Facility at NASA Glenn Research Center
 - Corresponded to about two days of exposure in LEO for ram-facing (i.e., forward-facing) surfaces
 - Duration was chosen based on assumption that a vehicle would spend a short amount of time in LEO before travelling to a destination beyond LEO where AO is no longer present



UV Radiation Exposures



View port for photos and specimen alignment



- UV radiation exposures were performed in X-25 Solar Simulator Facility at NASA Marshall Space Flight Center
- Seals were simultaneously exposed to both near UV (NUV) and vacuum UV (VUV) radiation
 - NUV: Wavelength range of 250 to 400 nm
 - VUV: Wavelengths up to ~200 nm
- Exposures were performed under vacuum



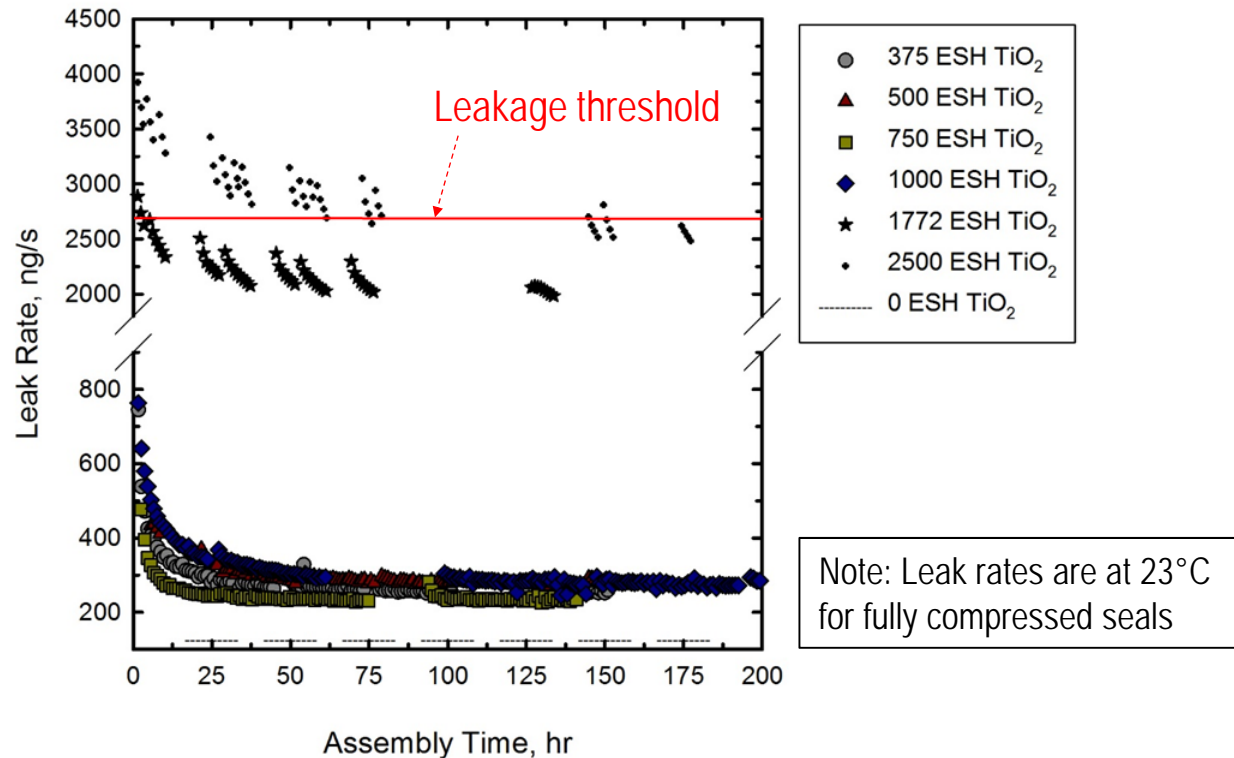
Leak Tests



- Seals were installed in groove in bottom plate of leak test fixture and compressed against flat surface on top plate of test fixture
- Test conditions:
 - Fully and partially compressed seals
 - Most tests at 23°C (73°F); some at -7°C (19°F) and 56°C (133°F)
- Tests were performed using pressure decay methodology; leak rates were quantified using mass point leak rate technique with comprehensive error analysis
- Reported leak rates were for inner seal bulb of each test specimen



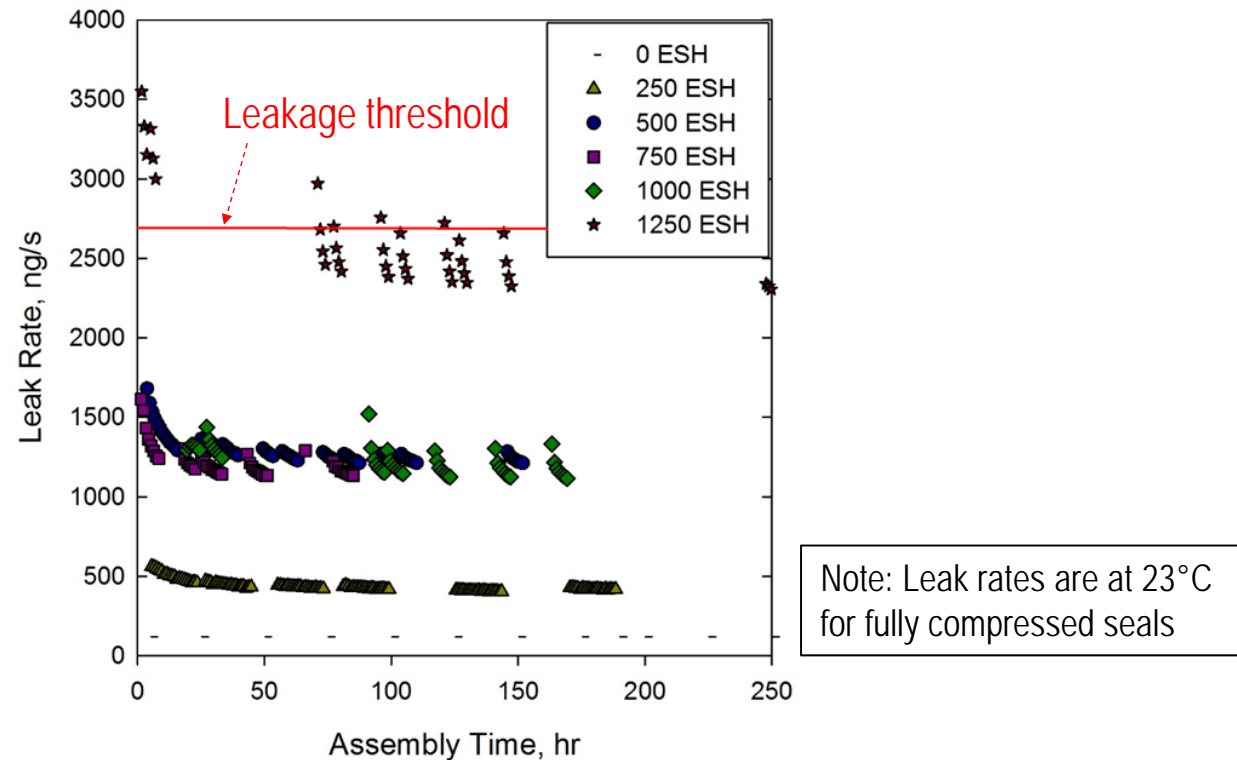
Test Results: Effects of Test Duration, Seals with TiO₂



- Leak rates for exposed seals decreased as test progressed with most of decrease in first 24 hr of test. Steady state leak rates were:
 - 35-60% of initial values for UV radiation exposures up to 1000 ESH
 - 60-70% of initial values for seals exposed to 1772 or 2500 ESH of UV radiation
- Behavior may be beneficial for long-term sealing applications as seals seem to “recover” over time from AO and UV radiation exposure
- Leak rates for unexposed seals remained constant throughout a test



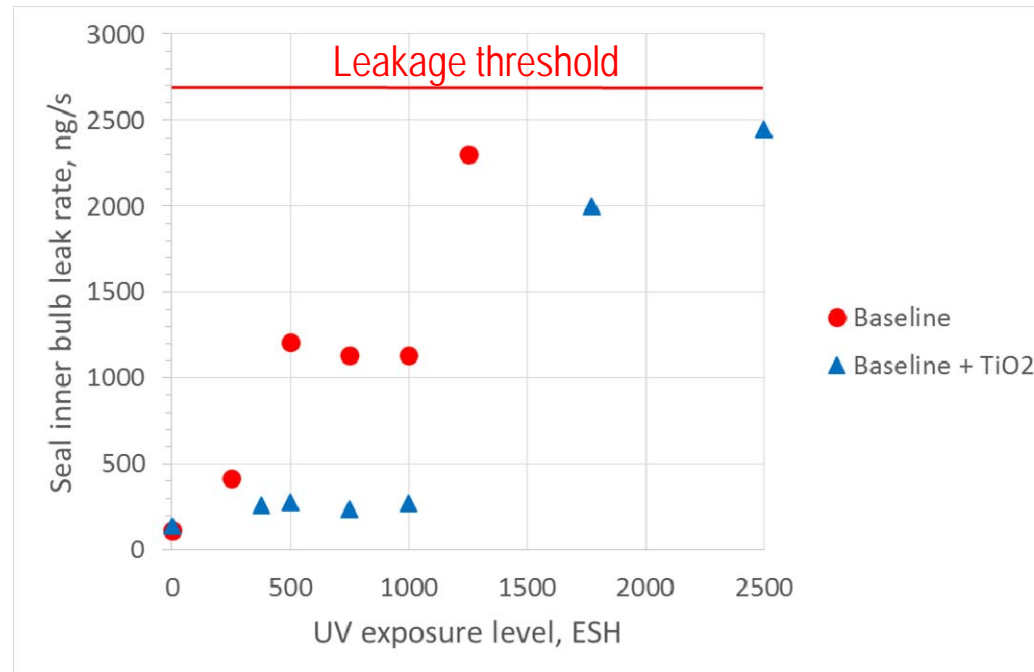
Test Results: Effects of Test Duration, Baseline Seals



- Leak rates for baseline seals also decreased as tests progressed, although magnitude of decrease was less than what was seen for seals with TiO_2 additive



Test Results: Effects of Exposure to AO & UV Radiation



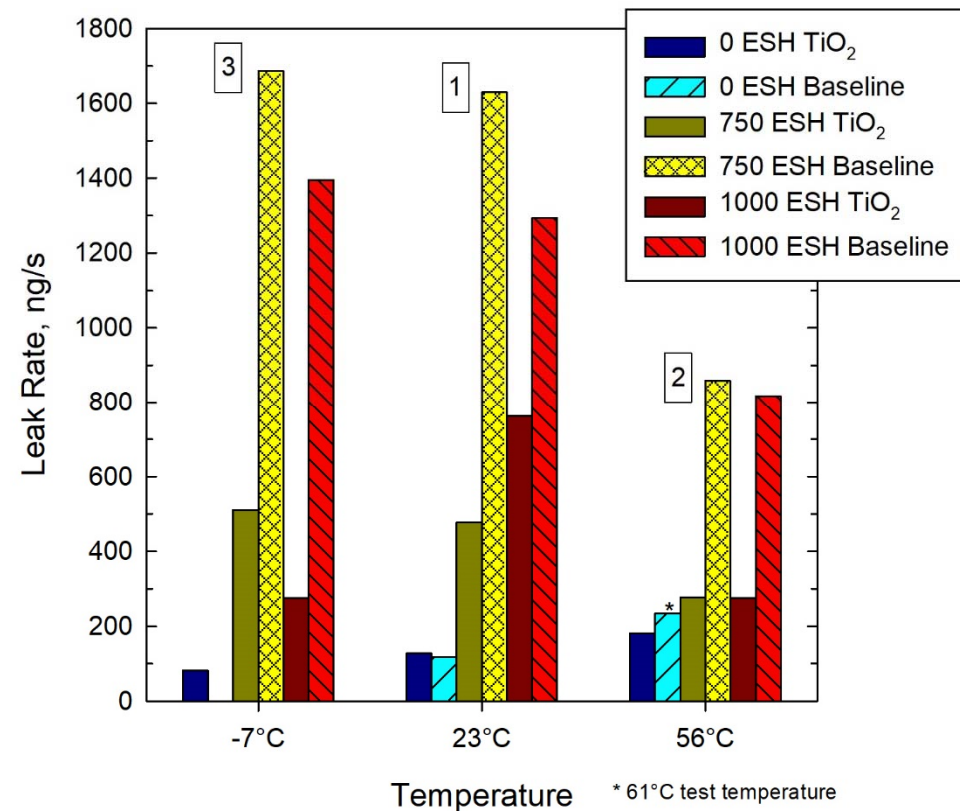
Note: Leak rates are steady state values at 23°C for fully compressed seals

- Leak rates generally increased as amount of UV radiation exposure increased
- Addition of TiO₂ to baseline seal material provided protection from damage caused by UV radiation exposure
 - For UV radiation exposure levels up to 1000 ESH, leak rates were ~4-5X higher for seals made of baseline compound than for seals with TiO₂
 - Seal with TiO₂ additive had similar leak rate after 2500 ESH UV radiation exposure as baseline seal exposed to only 1250 ESH of UV radiation



Test Results: Effects of Test Temperature

- Leak rates increased as temperature increased for unexposed seals
- However, leak rates generally decreased as temperature increased for exposed seals. Unclear why exposed seals behaved differently than unexposed seals.
- After exposure to 1000 ESH of UV radiation, leak rates at warm and cold temperatures for seals made of baseline material were 3-5X higher than those for seals made of TiO₂ material

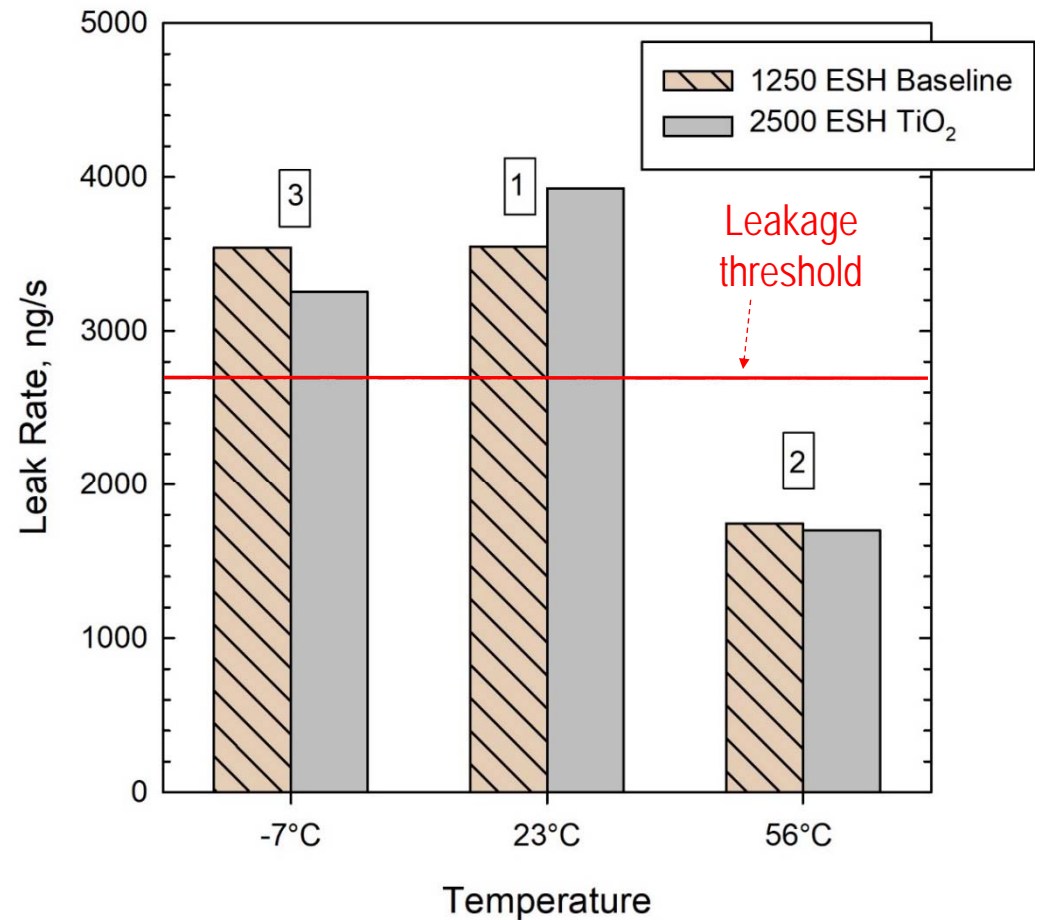


Note: Leak rates are steady state values for fully compressed seals. Test order noted by numbered boxes.



Test Results: Effects of Test Temperature (cont.)

- At each test temperature, leak rates for baseline seal exposed to 1250 ESH of UV radiation and TiO₂ seal exposed to 2500 ESH were comparable (within 3-10%) → Further evidence that addition of TiO₂ provided protection from damage caused by UV radiation exposure

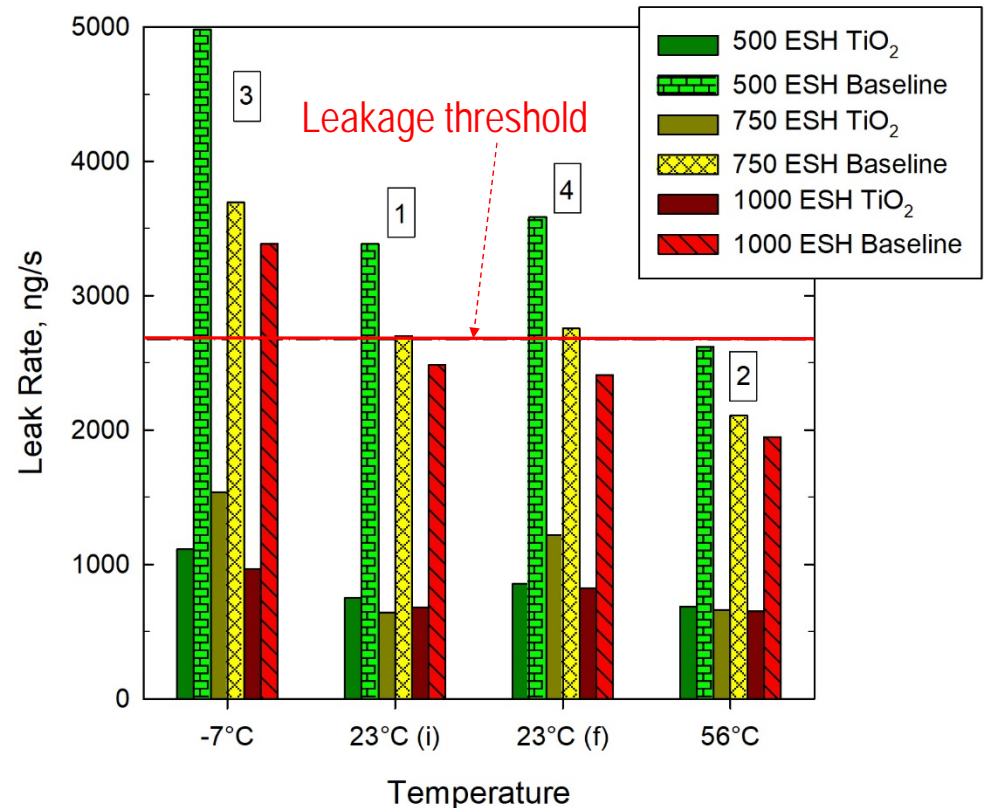


Note: Leak rates are steady state values for fully compressed seals. Test order noted by numbered boxes.



Test Results: Effects of Partial Compression

- Leak rates generally decreased as temperature increased
- In most cases, final leak rate at 23°C was greater than what was measured initially at that temperature
- Under “worst-case” conditions (partial compression, temperature extremes), leak rates for seals made of TiO₂ material were below leakage threshold in all cases

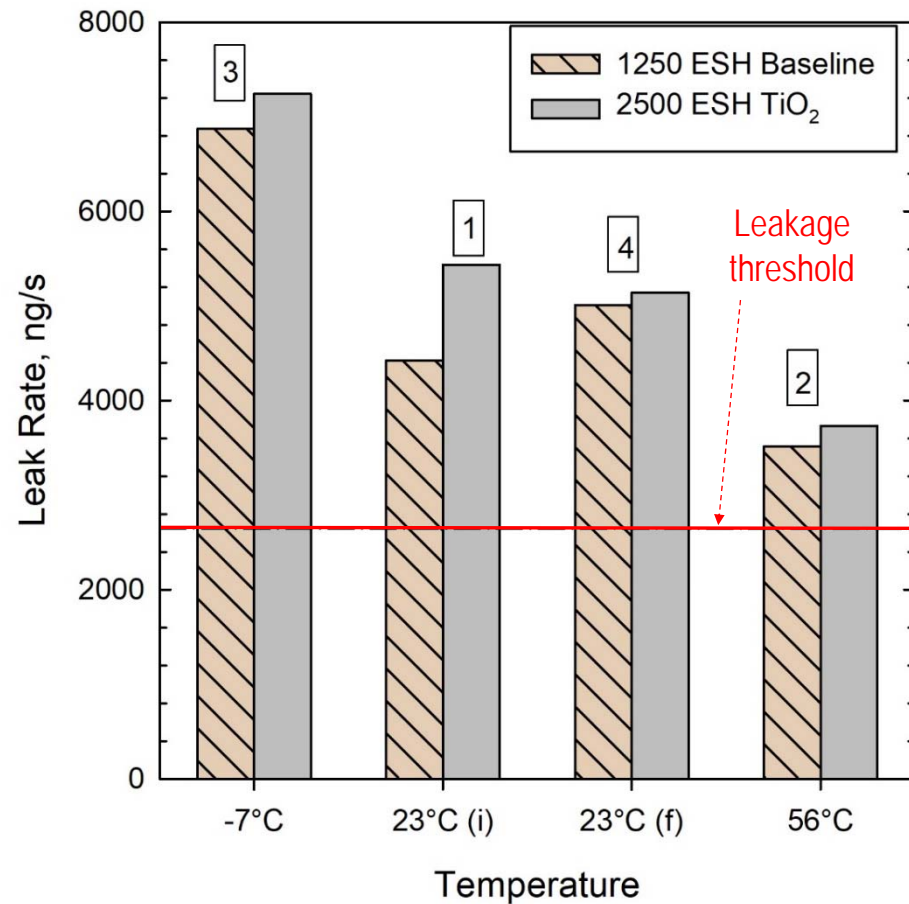


Note: Leak rates are steady state values for partially compressed seals (0.066 cm gap). Test order noted by numbered boxes.



Test Results: Effects of Partial Compression (cont.)

- At each test temperature, leak rates for baseline seal exposed to 1250 ESH of UV radiation and TiO₂ seal exposed to 2500 ESH were comparable and above the leakage threshold



Note: Leak rates are steady state values for partially compressed seals (0.066 cm gap). Test order noted by numbered boxes.



Summary & Conclusions

- Tests were performed to evaluate addition of TiO_2 to baseline silicone material as potential approach for improving seal resistance to damage from UV radiation
- The following findings were observed for seals exposed to AO and UV radiation:
 - Leak rates decreased as leak tests progressed. Behavior may be beneficial for long-term sealing applications as seals seem to “recover” over time from exposure.
 - Leak rates generally decreased as test temperature increased for both fully and partially compressed seals (opposite of what occurs for unexposed seals)
 - Seals made of baseline silicone material with TiO_2 consistently exhibited lower leak rates than seals made of baseline material → New material was more resistant to damage from UV radiation exposure
 - Seals made of TiO_2 material withstood 1000 ESH of UV radiation exposure and still satisfied leak rate requirements even under worst-case conditions of partial compression at temperature extremes
- Based on results of these tests, seals made of baseline silicone material with TiO_2 additive show promise of being able to withstand increased exposure to AO and UV radiation for future seal applications beyond LEO



Contact Info

Pat Dunlap

NASA Glenn Research Center

patrick.h.dunlap@nasa.gov

216-433-3017