

# Development of dynamic sub-grid models for variational multiscale methods

By Scott M. Murman<sup>†</sup>, Laslo T. Diosady<sup>‡</sup>, and Anirban Garai<sup>‡</sup>

A dynamic Variational Multiscale Method (Hughes *et al.* 1998) is developed by leveraging the Germano procedure from classical Large-eddy Simulations (LES). The similarity between the classical and variational approaches is analyzed in the context of incompressible flow. This analysis leads to a consistent modeling approach for both incompressible and compressible flows, the latter being demonstrated in *a priori* testing for low-speed attached and separated boundary layers. Similar to the classical LES procedure from which it is derived, the variational dynamic procedure does not guarantee a positive semi-definite coefficient in the general case. However, reproducing the behavior of the classical LES dynamic approach is seen as a necessary first step to develop a VMM that automatically adjusts to the local resolution and flow physics.

---

## 1. Introduction

The Variational Multiscale Method (VMM) is a reformulation of the classical Large-Eddy Simulations (LES) method, in which the filtering operation, used to explicitly separate resolved and unresolved scales, is replaced by a Galerkin projection operator (Hughes *et al.* 1998, 2000). The long-distance triadic interactions involving the unresolved scales are ignored. The unresolved scales are assumed to only interact with the finest resolved scales, thus ensuring that no energy is removed from the large structures in the flow *via* a model.

Previous work using VMM demonstrates the success of using a fixed-coefficient eddy-viscosity model for the sub-grid stresses, including for attached wall-bounded applications (Hughes *et al.* 2000, 2001, 2004; Bazilevs *et al.* 2007). In order to apply the method to general complex flows, including those with separation, it is necessary to replace the fixed-coefficient model with a mechanism that automatically adapts to the local resolution and flow physics. As the typical VMM model is based on a Smagorinsky eddy-viscosity model, leveraging Germano's dynamic procedure from classical LES (Germano *et al.* 1991) is an obvious first step. This has been accomplished for finite-volume schemes using an agglomeration operator developed by Farhat *et al.* (2006) to separate the fine and coarse scales.

The current work develops a dynamic VMM approach for an entropy-stable Discontinuous-Galerkin spectral-element solver (Diosady & Murman 2013, 2014). The use of spectral elements provides an efficient scheme for resolving complex flows with a range of physical scales, and also a method that provides clear separation of these scales for the VMM.

<sup>†</sup> NASA Ames Research Center

<sup>‡</sup> Oak Ridge Associated Universities

## 2. Dynamic Eddy-viscosity Model

Here we develop a dynamic compressible VMM formulation. However, we begin by describing the dynamic approach for the incompressible Navier-Stokes equations to simplify the discussion, highlight the similarities to the classical LES approach, and demonstrate the parallels to the compressible formulation. Development of an entropy-stable compressible formulation then follows in the next section.

The incompressible, isothermal Navier-Stokes equations are given by

$$u_{i,i} = 0 \quad (2.1)$$

$$u_{i,t} + (u_i u_j)_{,j} = -\frac{1}{\rho} \partial_j (p \delta_{ij}) + \nu u_{i,jj}. \quad (2.2)$$

Writing the momentum equations in weak form over the domain  $\Omega$  we have

$$\begin{aligned} & (u_{i,t}, w_i) - (u_i u_j, w_{i,j}) - \frac{1}{\rho} (p \delta_{ij}, w_{i,j}) + (\nu u_{i,j}, w_{i,j}) \\ & + (u_i u_j + p \delta_{ij}, w_i n_j)_{\partial\Omega} - (\nu u_{i,j}, w_i n_j)_{\partial\Omega} = 0 \quad \forall w \in \mathcal{V}, \end{aligned} \quad (2.3)$$

where  $w$  is the test function. This is written compactly as

$$R_u(u, w) = 0. \quad (2.4)$$

where  $R_u$  is the bilinear operator of Eqn. 2.3.

In a variational multiscale method we *a priori* decompose the continuous space as  $\mathcal{V} = \tilde{\mathcal{V}} \cup \check{\mathcal{V}} \cup \hat{\mathcal{V}}$  where  $\tilde{\mathcal{V}}$  are the coarse scales,  $\check{\mathcal{V}}$  are the fine scales, and  $\hat{\mathcal{V}}$  are the unresolved scales that cannot be represented on the current discretization (*cf.* Fig. 1, Collis (2001)). A similar decomposition follows for the velocity field,  $u = \bar{u} + \tilde{u} + \hat{u}$ . Under suitable choice of orthogonal spaces,  $\tilde{\mathcal{V}} \cap \check{\mathcal{V}} = \emptyset$ , *etc.*, we have the following for the incompressible momentum equations

$$R_u(\bar{u}, \bar{w}) + \tau(u, \bar{w}) = 0 \quad \forall \bar{w} \in \bar{\mathcal{V}} = \tilde{\mathcal{V}} \cup \check{\mathcal{V}}, \quad (2.5)$$

where  $\bar{u} = \tilde{u} + \check{u}$ ,  $\bar{w} = \tilde{w} + \check{w}$ , and

$$\tau(u, \bar{w}) = (\hat{u}_i \hat{u}_j, \bar{w}_{i,j}) + (\bar{u}_i \hat{u}_j, \bar{w}_{i,j}) + (\hat{u}_i \bar{u}_j, \bar{w}_{i,j}) \quad (2.6)$$

$$= (u_i u_j - \bar{u}_i \bar{u}_j, \bar{w}_{i,j}) \quad (2.7)$$

is the projection of the unresolved/“subgrid-scale” stress terms onto  $\bar{w}$  that must be modeled to close the system.

The VMM assumes the unresolved scales only interact with the fine scales. The coarse and fine scales are defined by low-pass and high-pass orthogonal projection operators respectively on the resolved scales,

$$\tilde{w} = \mathbb{P}\bar{w}, \quad \check{w} = \bar{\mathbb{P}}\bar{w}, \quad \bar{\mathbb{P}}(\mathbb{P}\bar{w}) = \emptyset, \quad \mathbb{P}(\bar{\mathbb{P}}\bar{w}) = \emptyset. \quad (2.8)$$

Assuming a gradient-diffusion (eddy-viscosity) model for  $\tau$  we have

$$\tau(u, \bar{w}) \simeq -2 \left( (C_1 \Delta)^2 \|\check{S}_{i,j}\| \check{S}_{i,j}, \tilde{w}_{i,j} \right), \quad (2.9)$$

where  $S_{i,j} = 1/2 (u_{i,j} + u_{j,i})$  is the symmetric strain-rate tensor. The subgrid-stress coefficient  $C_1$  is not equivalent to the standard Smagorinsky constant due to the scale separation of the VMM. The subgrid-stress coefficient is inside the inner product operator, which is akin to keeping the Smagorinsky constant inside the filter operator in a classical LES method.

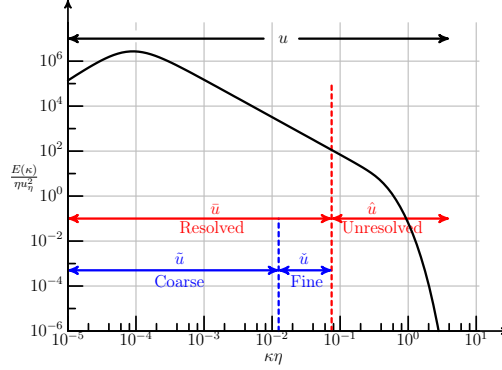


FIGURE 1. *A priori* scale separation for a variational multiscale method following the triple decomposition of Collis (2001).

Equation 2.9 is a bilinear operator valid over any space  $\bar{\mathcal{V}}$ , hence we can construct a variational analogue to the classical LES Germano dynamic procedure (Germano *et al.* 1991) to determine the eddy-viscosity coefficient. Denoting the current resolution by  $h$ , and applying a second projection (filter) operator to a coarser “test” space,  $H$ , we have the subgrid-stress on the current and test space as

$$\tau(u, \bar{w}^h) = (u_i u_j - \bar{u}_i^h \bar{u}_j^h, \bar{w}_{i,j}^h) \quad (2.10)$$

$$T(u, \bar{w}^H) = (u_i u_j - \bar{u}_i^H \bar{u}_j^H, \bar{w}_{i,j}^H). \quad (2.11)$$

Projecting the subgrid-stresses  $\tau$  to the test space  $H$  and forming the variational dynamic Leonard stresses gives

$$\begin{aligned} L(u, \bar{w}^H) &= T(u, \bar{w}^H) - \tau(u, \bar{w}^H) = (\bar{u}_i^h \bar{u}_j^h - \bar{u}_i^H \bar{u}_j^H, \bar{w}_{i,j}^H) = \\ &= -2 \left( (C_1 \Delta)^2 \|\check{S}_{i,j}^h\| \check{S}_{i,j}^h, \check{w}_{i,j}^H \right) + 2 \left( (C_1 \Delta)^2 \|\check{S}_{i,j}^H\| \check{S}_{i,j}^H, \check{w}_{i,j}^H \right), \end{aligned} \quad (2.12)$$

where we’ve likewise followed a similar procedure for the modeled subgrid-stresses. Note that this approach varies from the dynamic localization of Ghosal *et al.* (1995), whereby a variational formulation is built from the strong form of the Leonard stresses. Here a consistent formulation is used to directly construct a dynamic procedure for the variational form of the subgrid model stresses, similar to the approaches of Oberai & Wanderer (2006) and Farhat *et al.* (2006).

With suitable scale-separation and test space, Eqn. 2.12 is an over-determined matrix system which can be solved in a least-squares sense to determine the coefficient  $C_1$ . In this manner the subgrid-stress coefficient can potentially vary in space and time within an element depending upon the dimensions of the fine space, test space, *etc.* The difficulty is that the solution to this matrix system is dependent upon the basis  $\bar{w}$ , which is arbitrary, unlike the solution to the Galerkin form of the equations which is independent of the choice of basis. For example, even maintaining the same linear span, but performing a translation of the basis will produce a different coefficient  $C_1$ . Philosophically, the least-squares approach to Eqn. 2.12 is purely a linear algebra solution, and does not take advantage of available physical insight.

Alternatively, if  $C_1$  is assumed constant within an element, the inner product can be used to reduce Eqn. 2.12 to a scalar equation with clear physical interpretation. For

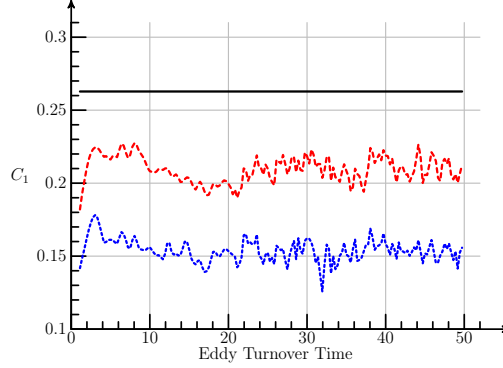


FIGURE 2. *A priori* testing of the sub-grid stress modeling assumptions for forced homogeneous isotropic turbulence at  $Re_\lambda = 300$ . — Kolmogorov ( $C_1 = 0.18$ ), - - - Germano, - - - Lilly

example, using the velocity as the test function,  $\bar{w}_{i,j} = \bar{u}_{i,j}$ , produces a variational analogue to Germano's dynamic procedure for classical LES. Similarly, defining

$$M_{ij} = -2\Delta^2 \|\check{S}_{i,j}^h\| \check{S}_{i,j}^h + 2\Delta^2 \|\check{S}_{i,j}^H\| \check{S}_{i,j}^H \quad (2.13)$$

and using the  $L_2$  projection of  $M_{ij}$  for the test function reproduces a variational analogue of Lilly's least-square procedure (Lilly 1991).

### 2.1. Homogeneous Isotropic Turbulence

*A priori* testing of the subgrid stress modeling assumptions using Direct Numerical Simulation (DNS) data is performed for forced homogeneous isotropic turbulence at  $Re_\lambda = 300$ . The ideal LES velocity field is constructed by low-pass filtering the DNS so that the highest resolved wavenumber  $\kappa\eta \leq 0.1$ . Figure 2 presents the variation of  $C_1$  within the domain using the variational analogue to the Germano and Lilly procedures, along with the model spectrum assuming Kolmogorov's -5/3 law for the inertial range. The latter is considered an upper bound for the coefficient. In this experiment  $\bar{k}^H/\bar{k}^h = 2/3$  and  $\tilde{k}^h/\bar{k}^h = \tilde{k}^H/\bar{k}^H = 1/2$ , where  $k$  is the magnitude of the spectral wave number. After an initial transient both models achieve a statistically-stationary positive correlation, with the Germano procedure producing the larger eddy-viscosity coefficient.

The behavior in Fig. 2 can be understood more thoroughly by examining the individual terms in the dynamic Germano procedure. Using  $\bar{w}_{i,j} = \bar{u}_{i,j}$ , the test scale dissipation is given by

$$(\bar{u}_i^H \bar{u}_j^H, \bar{u}_{i,j}^H) = \int_{\Omega} \bar{u}_i^H \bar{u}_i^H \bar{u}_{j,j}^H + \bar{u}_j^H \partial_j \left( \frac{\bar{u}_i^H \bar{u}_i^H}{2} \right) = 0 \quad (2.14)$$

for the periodic domain. Similarly, the modeled subgrid-stress dissipation for the resolved scale is given by

$$-2 \left( (C_1 \Delta)^2 \|\check{S}_{i,j}^h\| \check{S}_{i,j}^h, \bar{w}_{i,j}^H \right) = -2 \left( (C_1 \Delta)^2 \|\check{S}_{i,j}^h\| \check{S}_{i,j}^h, \check{S}_{i,j}^H \right). \quad (2.15)$$

If  $\check{\mathcal{V}}^H \cap \check{\mathcal{V}}^h = \emptyset$ , then this term is zero. Lastly, using the Kolmogorov model spectrum,

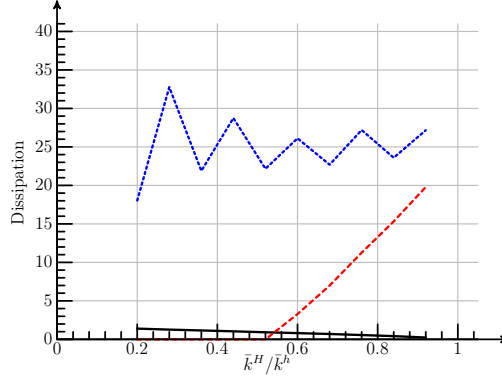


FIGURE 3. *A priori* testing of the subgrid stress modeling assumptions in the variational Germano procedure for forced homogeneous isotropic turbulence at  $Re_\lambda = 300$ . —  $(\bar{u}_i^h \bar{u}_j^h, \bar{u}_{i,j}^H)$ ,  
 - - - -  $-2((C_1 \Delta)^2 \|\check{S}_{i,j}^h\| \check{S}_{i,j}^h, \check{S}_{i,j}^H)$ ,  
 - - - -  $-2((C_1 \Delta)^2 \|\check{S}_{i,j}^H\| \check{S}_{i,j}^H, \check{S}_{i,j}^H)$

the modeled subgrid-stress dissipation for the test scale is independent of the ratio of the test scale to the resolved scale.

The variation of each of the subgrid-stress dissipation terms with ratio of test scale to resolved scale,  $\bar{k}^H/\bar{k}^h$ , is given in Fig. 3 for the dynamic Germano procedure. This data is averaged over 30 eddy turnover times. The modeled subgrid-stress dissipation for the test scale is roughly a constant, while the projections from the resolved scale to the test scale both vary linearly. From this, it is determined that the subgrid-stress coefficient  $C_1$  is independent of the ratio  $\bar{k}^H/\bar{k}^h$  for this flow provided  $\check{\mathcal{V}}^H \cap \check{\mathcal{V}}^h \neq \emptyset$ , which requires the minimum a 4th-order spectral element. The Lilly procedure does not share this property.

### 3. Compressible Formulation

The Navier-Stokes equations for compressible viscous flow are

$$q_{i,t} + f_{ij,j} - g_{ij,j} = 0, \quad (3.1)$$

where  $q_i$  are the conserved quantities,  $f_{ij}$  is the inviscid flux, and  $g_{ij}$  is the viscous flux,

$$q_i = \begin{pmatrix} \rho \\ \rho u_k \\ \rho e \end{pmatrix}, \quad f_{ij} = \begin{pmatrix} \rho u_j \\ \rho u_k u_j + p \delta_{kj} \\ \rho e u_j + p u_j \end{pmatrix}, \quad g_{ij} = \begin{pmatrix} 0 \\ \tau_{kj} \\ u_k \tau_{kj} + \kappa T_{,j} \end{pmatrix}.$$

Writing Eqn. 3.1 in weak form gives

$$(q_{i,t}, w_i) - (f_{ij}, w_{i,j}) + (g_{ij}, w_{i,j}) + (f_{ij}, w_i n_j)_{\partial\Omega} - (g_{i,j}, w_i n_j)_{\partial\Omega} = 0 \quad \forall w \in \mathcal{V} \quad (3.2)$$

or

$$R_q(q, w) = 0 \quad \forall w \in \mathcal{V}. \quad (3.3)$$

Again decomposing into fine, coarse, and unresolved scales, we assume that the effect of the unresolved scales on the diffusion coefficients is negligible. This gives

$$R_q(\bar{q}, \bar{w}) + \beta(q, \bar{w}) = 0 \quad \forall \bar{w} \in \bar{\mathcal{V}}, \quad (3.4)$$

where

$$\beta(q, \bar{w}) = (f_{ij}(q) - f_{ij}(\bar{q}), \bar{w}_{i,j}). \quad (3.5)$$

Introducing the generalized entropy variables that symmetrize the compressible Navier-Stokes equations (*cf.* Hughes *et al.* 1986, Barth 1999),

$$v_i = \begin{pmatrix} -\frac{s}{\gamma-1} + \frac{\gamma+1}{\gamma-1} - \frac{\rho e}{p} \\ \frac{\rho u_i}{p} \\ -\frac{p}{p} \end{pmatrix}, \quad (3.6)$$

we then have

$$\beta(v, \bar{w}) \simeq (f_{ij}(v) - f_{ij}(\bar{v}), \bar{w}_{i,j}). \quad (3.7)$$

Numerically, entropy in compressible flow fills an analogous (though more complex) role to kinetic energy in incompressible flow. When simulating an incompressible flow we desire a scheme with a global energy bound, whereas in compressible flow simulations we desire a scheme with a global entropy bound. As seen above in Eqn. 2.14, the momentum flux is an advection of kinetic energy when the velocity field is used as the test function. Analogously, choosing the entropy variables as the test function in Eqn. 3.7 leads to advection of entropy for the resolved “stresses”,

$$(f_{ij}, v_{i,j}) = \int_{\Omega} \partial_i (u_i \rho s) = \int_{\partial\Omega} \rho s u_i n_i \quad \text{compressible} \quad (3.8)$$

$$(u_i u_j, u_{j,i}) = \int_{\Omega} \partial_i \left( u_i \frac{u_j u_j}{2} \right) = \int_{\partial\Omega} \frac{u_j u_j}{2} u_i n_i \quad \text{incompressible} \quad (3.9)$$

Because the entropy variables are complex nonlinear functions of the conservative variables, the model integrated using entropy variables is not identical to the scale separation in conservative variables, *i.e.*  $f_{ij}(\bar{v}) \neq f_{ij}(\bar{q})$ . A similar approximation under different modeling assumptions is described in Levasseur *et al.* (2006). The alternative, applying the scale separation directly to the entropy variables, introduces nonlinear products in the time derivative that are difficult to model. In the current low-speed numerical tests these approximations are unimportant. A more thorough analysis of the modeling assumptions for high-speed compressible flow is left for future work.

The subgrid-stress model for compressible flows mimics the diffusion terms in entropy variables,

$$\beta(v, \bar{w}) \simeq - \left( (C_1 \Delta)^2 \|\check{v}_{i,j}\| \check{v}_{i,j}, \check{w}_{i,j} \right). \quad (3.10)$$

The dynamic procedure then becomes

$$(f_{ij}(\bar{v}^h) - f_{ij}(\bar{v}^H), \bar{w}_{i,j}^H) = - \left( (C_1 \Delta)^2 \|\check{v}_{i,j}^h\| \check{v}_{i,j}^h, \check{w}_{i,j}^H \right) + \left( (C_1 \Delta)^2 \|\check{v}_{i,j}^H\| \check{v}_{i,j}^H, \check{w}_{i,j}^H \right), \quad (3.11)$$

with the entropy variables used as the test function to determine the scalar coefficient  $C_1$ . Alternatively, by assuming a value for the subgrid-stress Prandtl number the modeled stresses can be constructed using the subgrid-stress analogue to the full viscous Jacobian instead of the diagonal approximation in Eqn. 3.10. These two approaches are indistinguishable in the current low-speed testing.

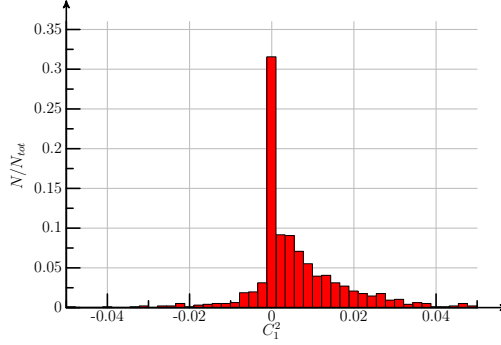


FIGURE 4. Histogram of instantaneous subgrid-stress coefficient for planar channel flow at  $Re_\tau = 180$ .

### 3.1. A priori Testing

The behavior of the dynamic VMM subgrid-model is investigated using two DNS databases computed in Diosady & Murman (2014) - channel flow at  $Re_\tau = 180$ , and separated flow over an array of hills. In both cases, the LES field is constructed by coarsening by a factor of two in both  $h$  and  $p$ . Unlike the numerical tests in Sec. 2.1, here the local finite elements do not span the entire domain. This introduces the difficulty that the subgrid-stress coefficient is no longer guaranteed to be positive semi-definite. This is not surprising, as the current approach leverages the dynamic procedure from classical LES - both the positive and negative aspects. Examining Eqn. 3.11, the difficulty is the projection of the flux to the test level. As this is related to an advection of entropy when  $\bar{w}_j^H = \bar{v}_{i,j}^H$ , eddy structures that are larger than the finite element size will locally advect subgrid entropy from an element at a greater rate than it is produced, while in neighboring elements the opposite is true. Figure 4 presents a histogram of  $C_1$  at one instant in time for all of the elements in the three-dimensional channel flow simulation. Although the mean is positive, many elements at any instant have a negative subgrid-stress coefficient as the difference  $(f_{ij}(\bar{v}^h) - f_{ij}(\bar{v}^H), \bar{v}_{i,j}^H)$  is negative.

A common technique in classical LES is averaging the instantaneous coefficient over homogeneous directions. In the case of fully developed channel flow, this includes the streamwise and spanwise directions. In the current variational context, the net advection of entropy is zero in the homogeneous directions, hence this filters some of the large-scale eddy motion at each time sample. The large-scale motions in the wall-normal directions are constrained near the wall, limiting the magnitude of the advection in this direction. The subgrid-stress coefficient averaged over the homogeneous directions is plotted in Fig. 5 for 5 time samples. There are 8 elements in the wall-normal direction, and the coefficient is constant within each element, and discontinuous between elements. The peak coefficient is roughly half the value of the coefficient for homogeneous isotropic turbulence, which is physically plausible. The coefficient also approaches zero at the top and bottom walls of the channel as desired. There is greater variation in time near the center of the channel, where there are correspondingly larger eddy structures.

The final example presents the mean dynamic coefficient for the separated flow over an array of hills (Figs. 6 & 7). In this case only the spanwise direction is homogeneous, leaving both large-scale motions in the streamwise direction and thin separated shear layer in the center of the channel which cause difficulty for the dynamic procedure. The

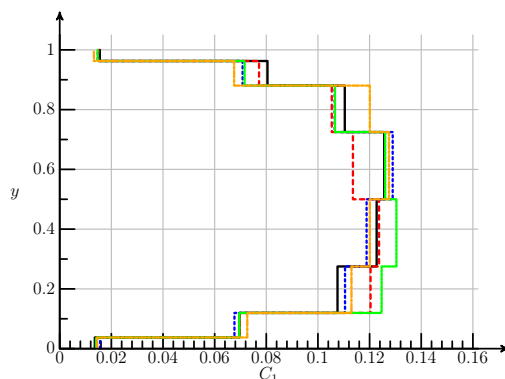


FIGURE 5. Subgrid-stress coefficient averaged over the homogeneous directions at five time samples for planar channel flow at  $Re_\tau = 180$ . —  $t_e = 22$ , - - -  $t_e = 22.16$ , . . .  $t_e = 22.33$ , . . .  $t_e = 22.5$ , . . .  $t_e = 22.67$




FIGURE 6. Mean streamlines for flow over an array of hills.

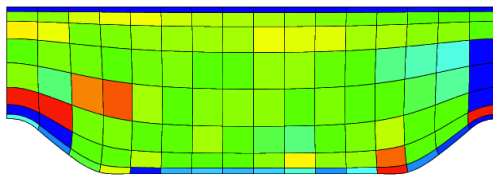


FIGURE 7. Spatial variation of the spanwise-averaged subgrid-stress coefficient for flow over an array of hills. Blue is zero and red is 0.1.

instantaneous subgrid-scale coefficient does become negative in some elements even when averaging over the spanwise direction. Outside this separated flow near the apex of the hill, the variation of the coefficient on the upper wall is essentially identical to the channel flow results, and a small positive value of the coefficient is produced in the recirculation region.

#### 4. Summary

A variational analogue to the classical Germano dynamic procedure from classical LES has been used to develop a dynamic VMM for incompressible and compressible flows. *A priori* testing demonstrates that this methodology provides physically plausible values of the subgrid-stress coefficient for several benchmark flows. Next, *a posteriori* testing of the model predictions on similar benchmark flows will be used to refine the approach.

#### Acknowledgments

This work was supported by the NASA Aeronautical Sciences and Fixed-Wing Projects under the Fundamental Aeronautics Program. Laslo Diosady and Anirban Garai are fellows of the NASA Postdoctoral Program at the Ames Research Center, administered by Oak Ridge Associated Universities.



## REFERENCES

- BARTH, T. J. 1999 Numerical methods for gasdynamic systems on unstructured meshes. In *An Introduction to Recent Developments in Theory and Numerics for Conservation Laws* (ed. D. Kroner, M. Olhberger & C. Rohde), pp. 195–282. Springer Verlag, Berlin.
- BAZILEVS, Y., CALO, V., COTTRELL, J., HUGHES, T., REALI, A. & SCOVAZZI, G. 2007 Variational multiscale residual-based turbulence modeling for large eddy simulation of incompressible flows. *Computer Methods in Applied Mechanics and Engineering* **197** (14), 173 – 201.
- COLLIS, S. S. 2001 Monitoring unresolved scales in multiscale turbulence modeling. *Phys. Fluids* **13**, 1800–1806.
- DIOSADY, L. & MURMAN, S. 2013 Design of a Variational Multiscale Method for Turbulent Compressible Flows. AIAA Paper 2013-2870.
- DIOSADY, L. & MURMAN, S. 2014 DNS of Flows over Periodic Hills using a Discontinuous Galerkin Spectral-Element Method. AIAA Paper 2014-2784.
- FARHAT, C., RAJASEKHARAN, J. & KOOBUS, B. 2006 A dynamic variational multiscale method for large eddy simulations on unstructured meshes. *Computer Methods in Applied Mechanics and Engineering* **195** (13), 1667 – 1691.
- GERMANO, M., PIOMELLI, U., MOIN, P. & CABOT, W. H. 1991 A dynamic subgrid-scale eddy viscosity model. *Physics of Fluids A* **3** (7), 1760–1765.
- GHOSAL, S., LUND, T., MOIN, P. & AKSELVOLL, K. 1995 A dynamic localization model for large-eddy simulation of turbulent flows. *Journal of Fluid Mechanics* **286**, 229–255.
- HUGHES, T. J., MAZZEI, L. & JANSEN, K. E. 2000 Large eddy simulation and the variational multiscale method. *Computing and Visualization in Science* **3**, 47–59.
- HUGHES, T. J., OBERAI, A. A. & MAZZEI, L. 2001 Large eddy simulation of turbulent channel flows by the variational multiscale method. *Physics of Fluids* **13**, 1784–1799.
- HUGHES, T. J. R., FEIJOO, G. R., MAZZEI, L. & QUINCY, J.-B. 1998 The variational multiscale method - a paradigm for computational mechanics. *Comput. Methods Appl. Math.* **166**, 3–24.
- HUGHES, T. J. R., FRANCA, L. & MALLET, M. 1986 A new finite element formulation for computational fluid dynamics: I Symmetric forms of the compressible Euler and Navier-Stokes equations and the second law of thermodynamics. *CMAME* **54**, 223–234.
- HUGHES, T. J. R., WELLS, G. N. & WRAY, A. A. 2004 Energy transfers and spectral eddy viscosity in large-eddy simulations of homogeneous isotropic turbulence: Comparison of dynamic smagorinsky and multiscale models over a range of discretizations. *Physics of Fluids* **16** (11), 4044–4052.
- LEVEASSEUR, V., SAGAUT, P., CHALOT, F. & DAVROUX, A. 2006 An entropy-variable-based VMS/GLS method for the simulation of compressible flows on unstructured grids. *Computer Methods in Applied Mechanics and Engineering* **195**, 1154–1179.
- LILLY, D. 1991 A proposed modification of the germano subgrid-scale closure method. *Physics of Fluids A* **4** (3), 633–635.
- OBERAI, A. & WANDERER, J. 2006 A dynamic multiscale viscosity method for the spectral approximation of conservation laws. *Computer Methods in Applied Mechanics and Engineering* **195**, 1178–1792.