

XRISM

X-Ray Imaging and Spectroscopy Mission

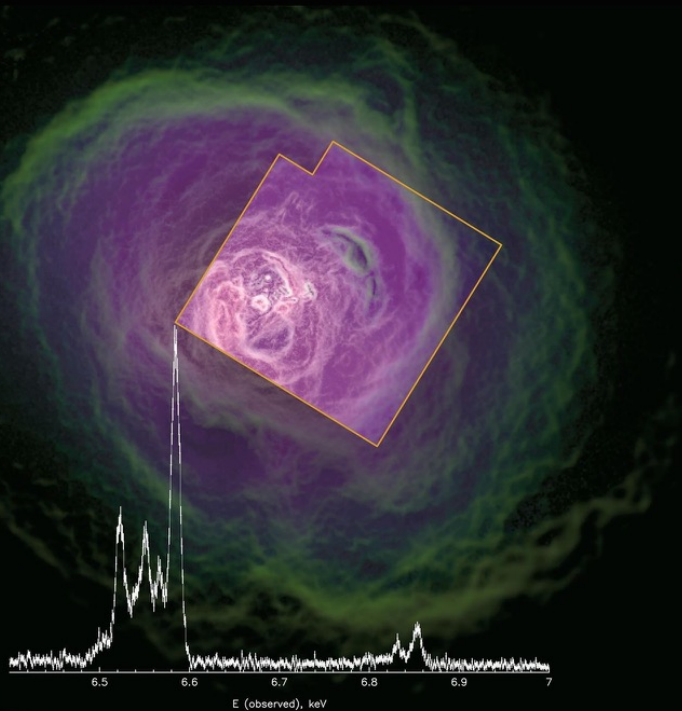
Resolve



A Study of the Individual Contributions of Heat Generated by a XRISM/Resolve ADR Stage Magnet and its Magnetic Shielding

R.S. Ottens
M.O. Kimball
P.J. Shirron

July 24, 2019

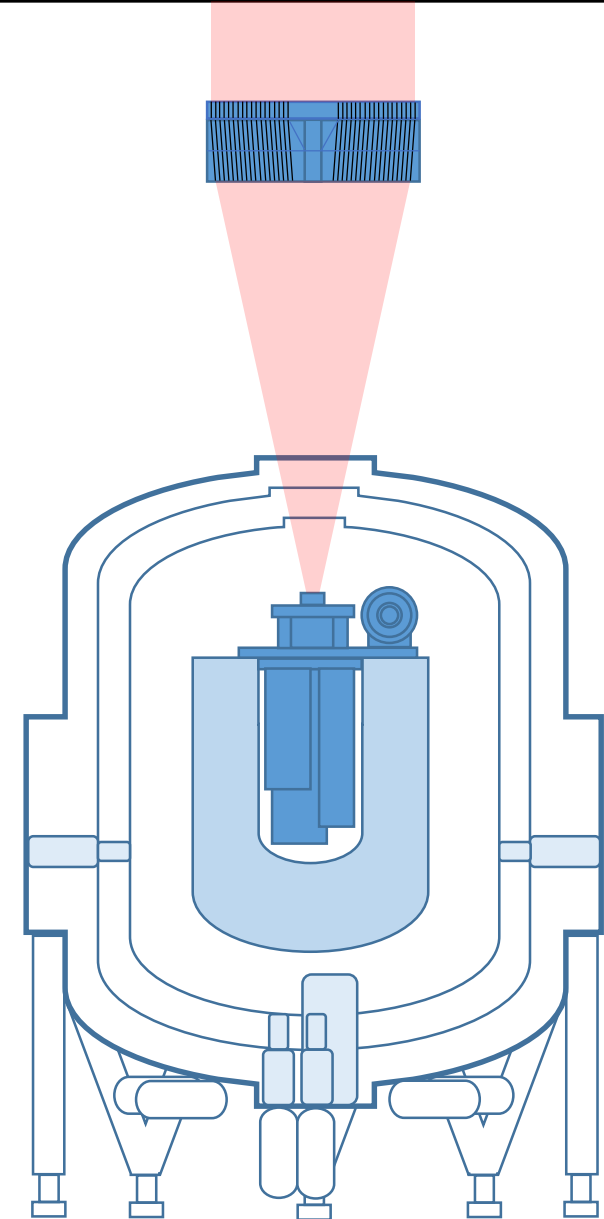




X-Ray Imaging and Spectroscopy Mission (XRISM)

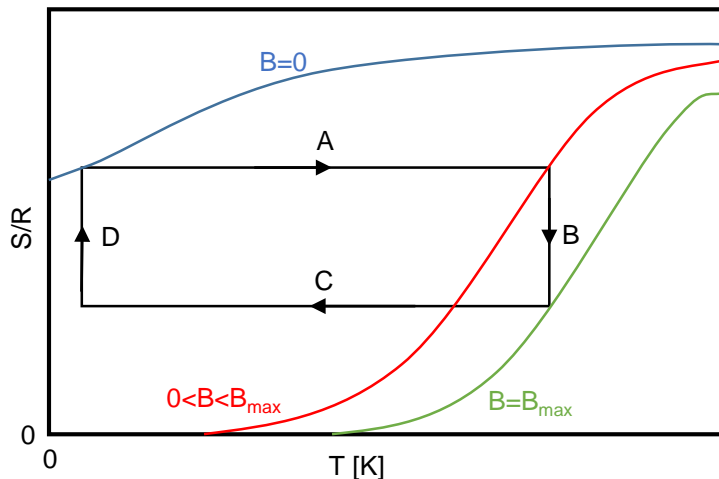
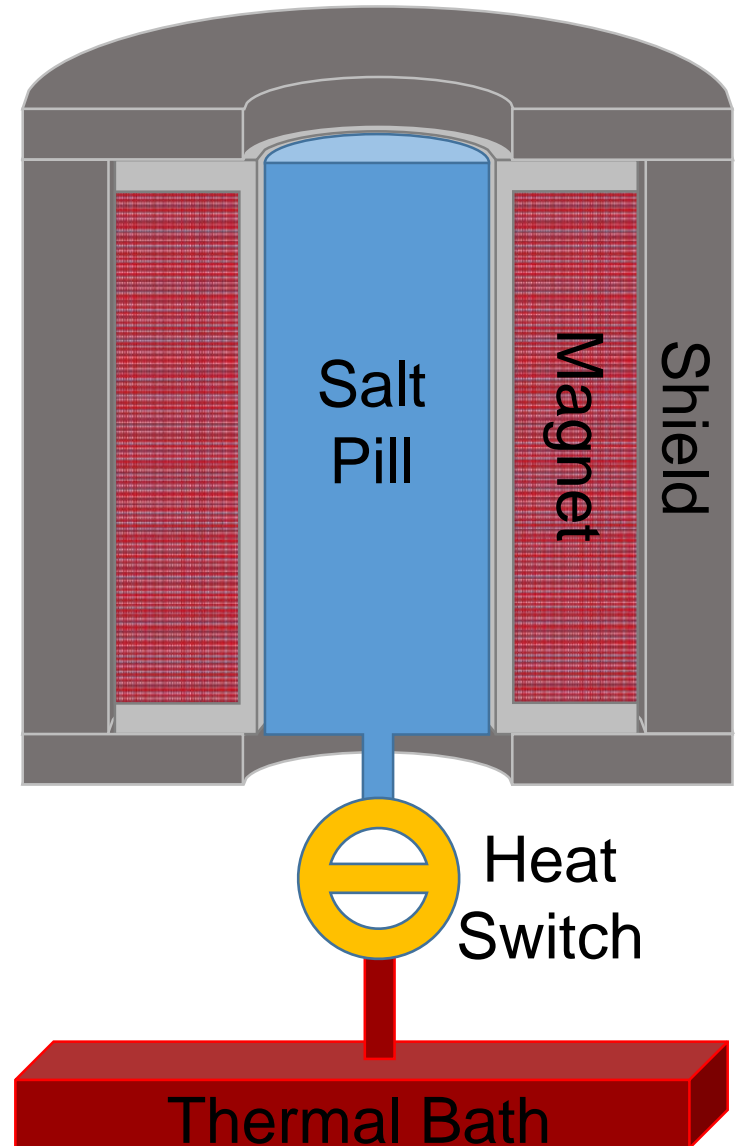


- XRISM
 - A Japanese X-ray astronomy satellite
 - Successor to Hitomi (Astro-H)
- Resolve
 - Is a soft X-ray spectrometer
 - Calorimeter Spectrometer Insert
 - X-ray Detector
 - 3 Stage Adiabatic Demagnetization Refrigerator


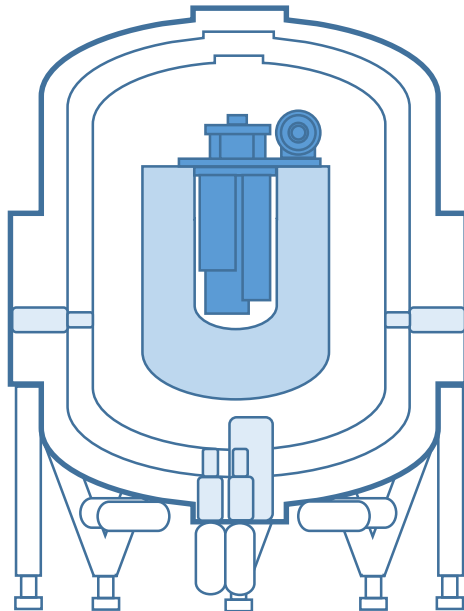


Adiabatic Demagnetization Refrigerator (ADR)

- An ADR absorbs heat by reducing the magnet field on a paramagnetic salt
- When the $B=0$, the ADR is 'recycled'
 - Ramp B up to increase the temperature
 - Dump the heat to a thermal bath
 - Ramp B down to decrease the temperature
- During the cooling phase, the salt pill/detector is temperature controlled
- A magnetic shield is used
 - Reduce the magnetic field outside the ADR
 - Increase the flux density within the salt pill



- Understand component contributions of the ADR's heat loads (cannot be done on the flight model)
 - Magnet
 - Magnet and shield
- Enhance the thermal model of XRISM's cryogenic system
- Improve design future ADRs



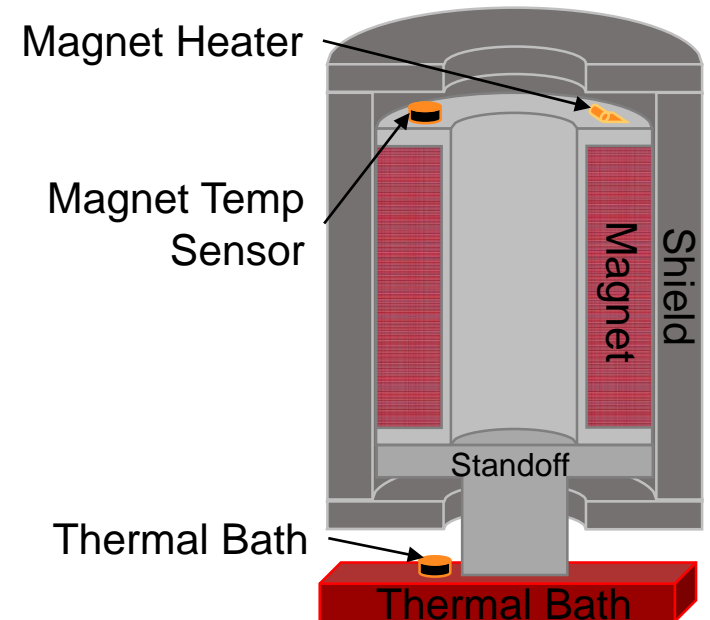



Heat Sources

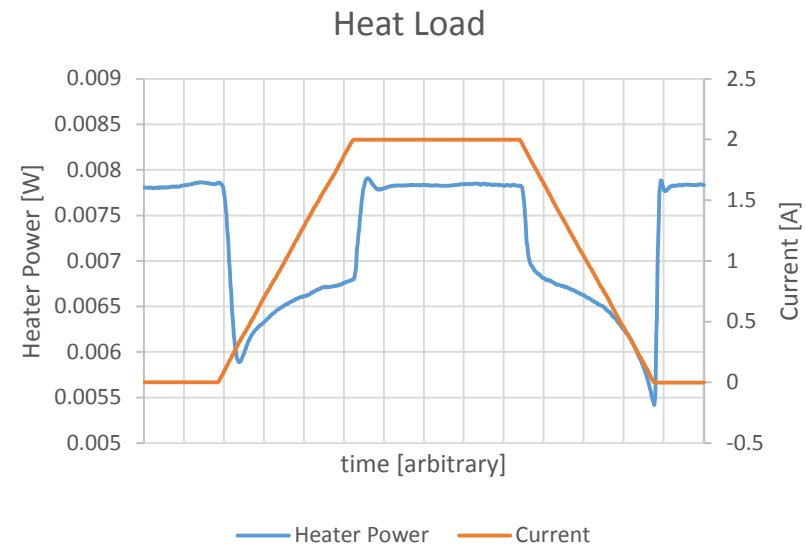


- Three types of heat generated by changing the magnetic field
 - Joule heating (DC loss)
 - From resistance in the current path
 - $Q_J \propto I$
 - Eddy current heating (AC loss)
 - From Inducted magnetic fields
 - $Q_E \propto \frac{dI}{dt}$
 - Hysteretic heating (AC loss)
 - Trapped flux, magnetic domain alignment, and other path dependencies
 - Q_H is *path dependent*

- Magnet attached to the thermal bath via a standoff
- Temperature sensor are attached
 - Top of the magnet
 - Thermal bath
- Heater is attached
 - Top of the magnet
- Two experimental setups done
 - Magnet only
 - Magnet and shield



- The magnet is temperature controlled via the heater
- As the magnet current is ramps up or down
 - Heater power drops due to the heat generated from the magnet
- As the current remains constant
 - Heater power remains constant but not necessarily at the same value

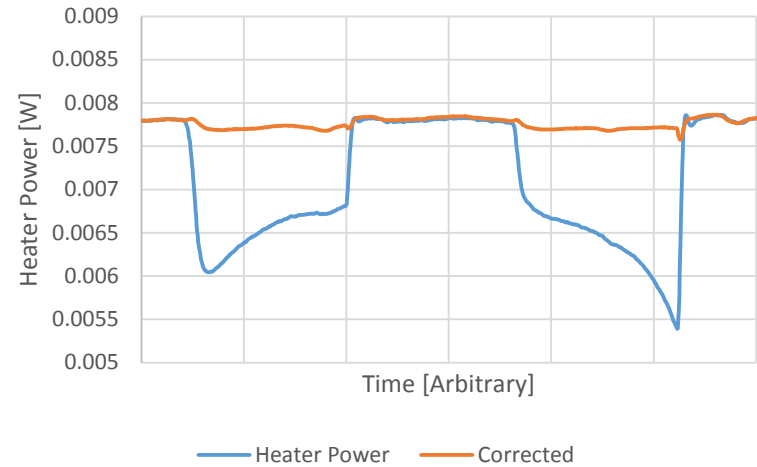


- To correct for varying temperatures the thermal conductance is determined from a fit to the data
 - Thermal bath wenders in temperature
 - Magnet's thermal control loop is not instantaneous fast
- Magnet's temperature is manually varied via the heater
- Thermal bath's temperature is monitored for a length of time to measure its temperature variations

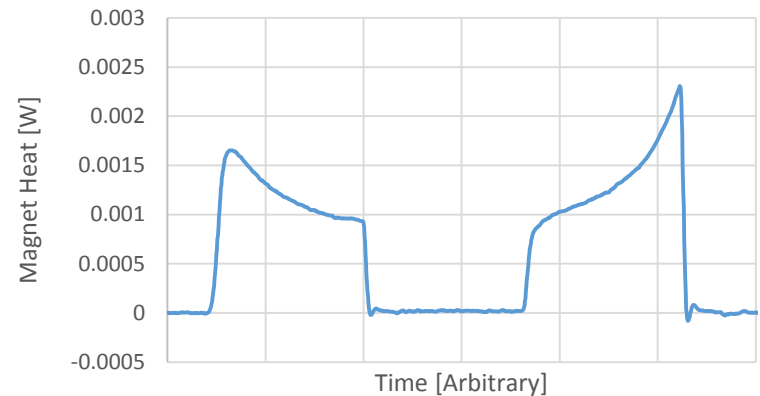
$$\mathcal{W} = \frac{\dot{Q}_{heater}}{T_{magnet} - T_{bath}}$$

$$\dot{Q}_{corr} = \mathcal{W}(T_{magnet} - T_{bath})$$

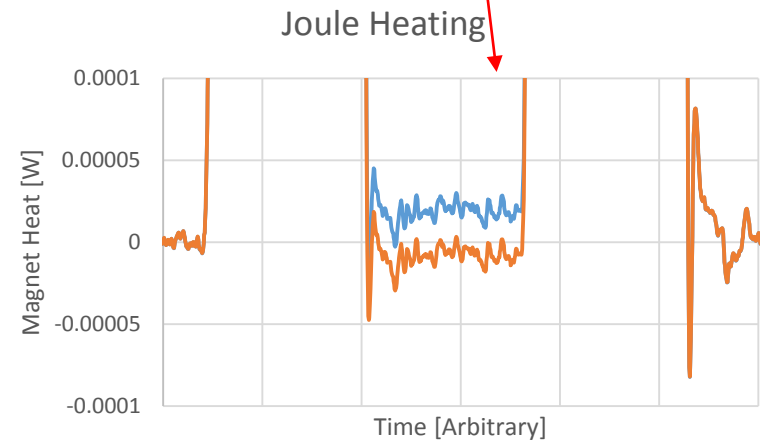
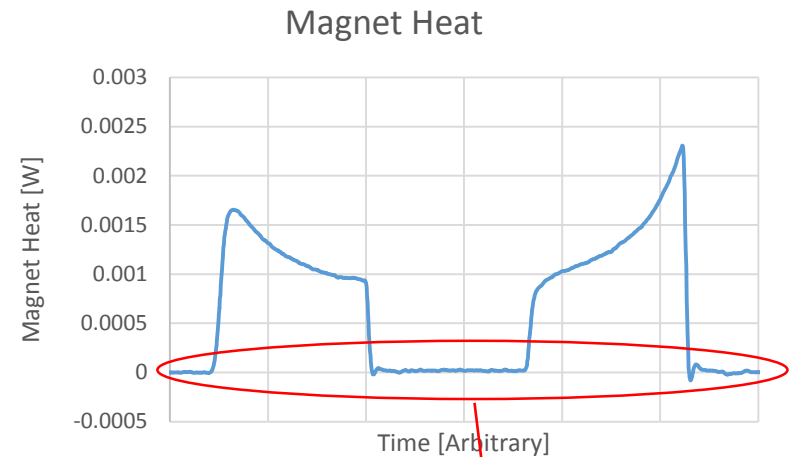
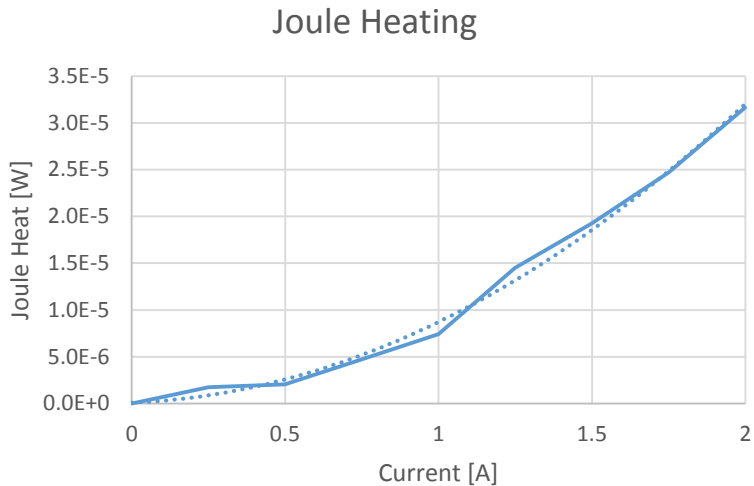
Varying Temperature Calibration



Magnet Heat



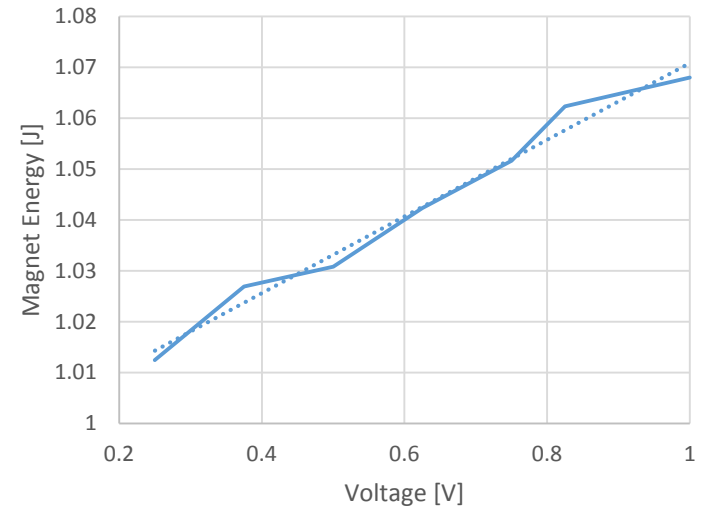
- To determine the joule heating, the current is set to multiple values.
- For each current, the system is allowed to reach a steady state
- The current dependence is fitted, then subtracted from the magnet heat



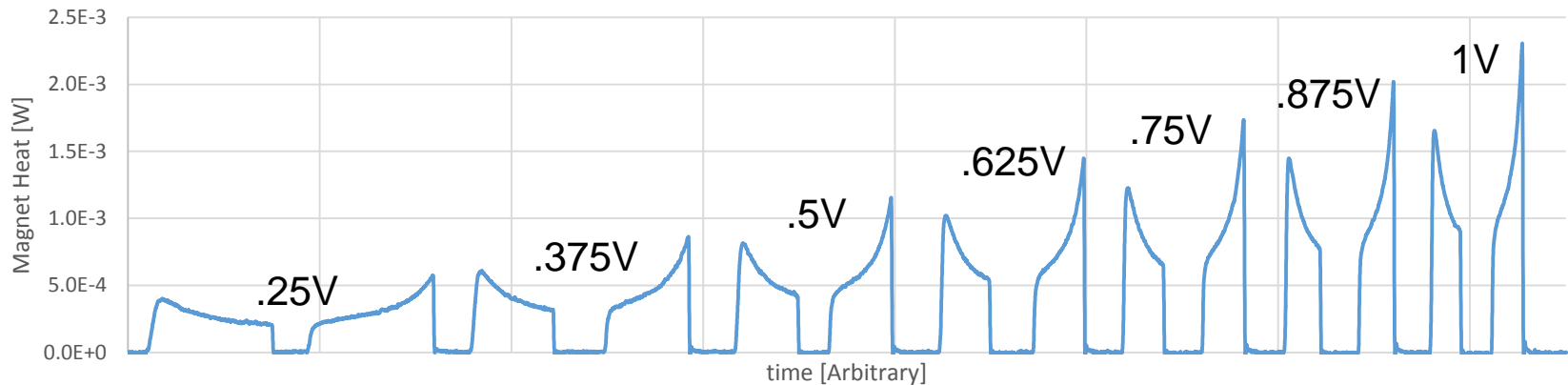
— Magnet Heat — Joule Subtracted

- Measure the magnet's heat generated across the same current path and vary the voltage
- Integrate and find the voltage dependence
- Total eddy current heating is the voltage dependent energy generated
- Total hysteretic heating is the energy generated as you approach 0V in the fit

Energy Voltage Dependence



Joule Subtracted Power



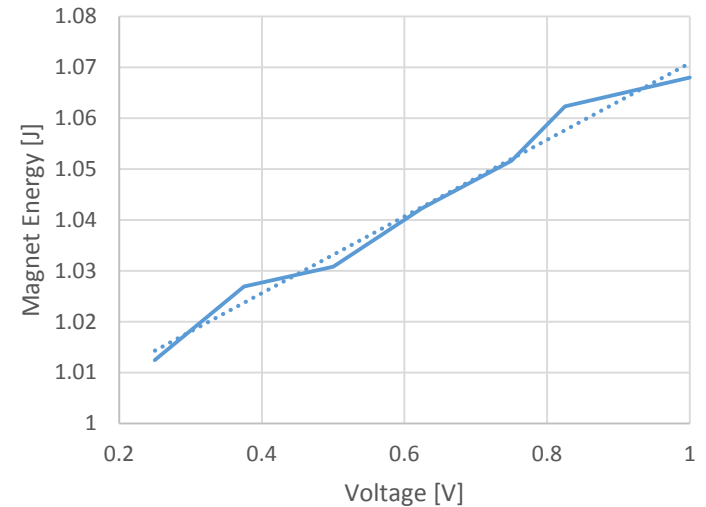


Determining Eddy Current

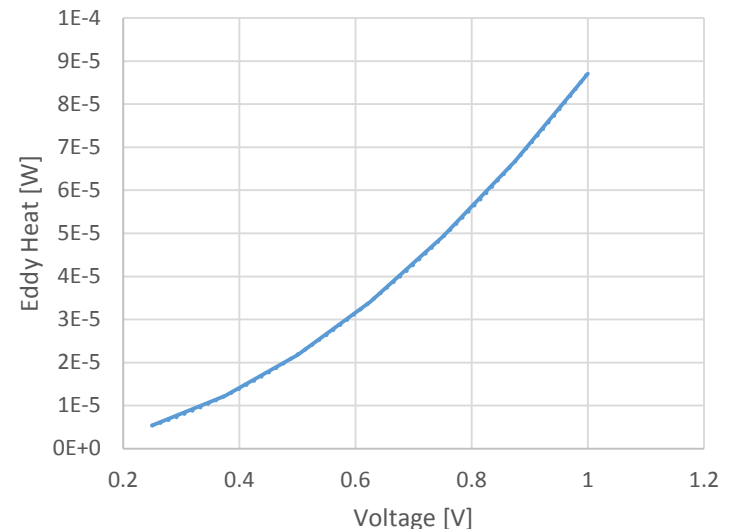


- Measure the magnet's heat generated across the same current path and vary the voltage
- Integrate and find the voltage dependence.
- Total eddy current heating is the voltage dependent energy generated
- Total hysteretic heating is the energy generated as you approach 0V in the fit
- The average eddy current heating power can be calculated and subtracted out, assuming
 - The voltage was constant during the ramping
 - The ramp rate is slow enough

Energy Voltage Dependence



Eddy Heat vs Voltage

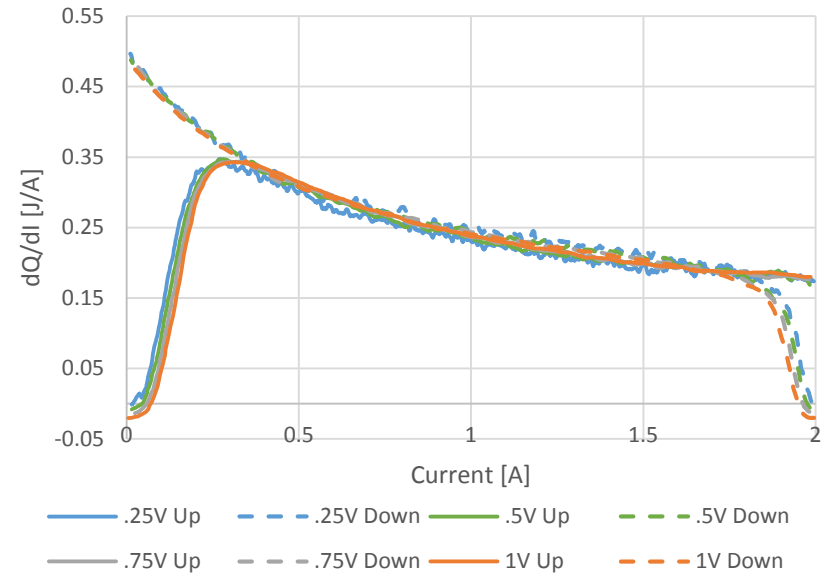


- What is left is hysteretic heating
- Looking at the heat as a function of current removes the temporal dependence on voltage

$$\frac{dQ}{dI} = \frac{dQ}{dt} / \frac{dI}{dt} = \dot{Q} \frac{L}{V}$$

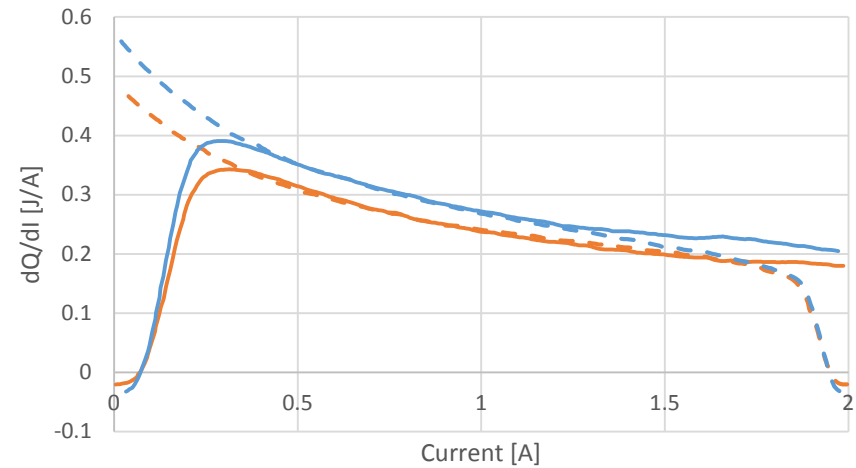
- Since all the voltage varying runs took the same current path, they overlap

Hysteretic Heating



- Current range: 0-2A
- Ramping voltage range: 0.25-1V
- Majority of the heat is from hysteretic heating from the magnet

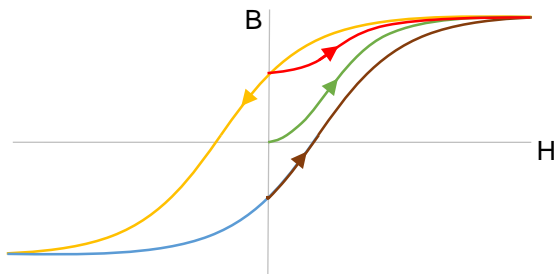
Hysteretic Heating



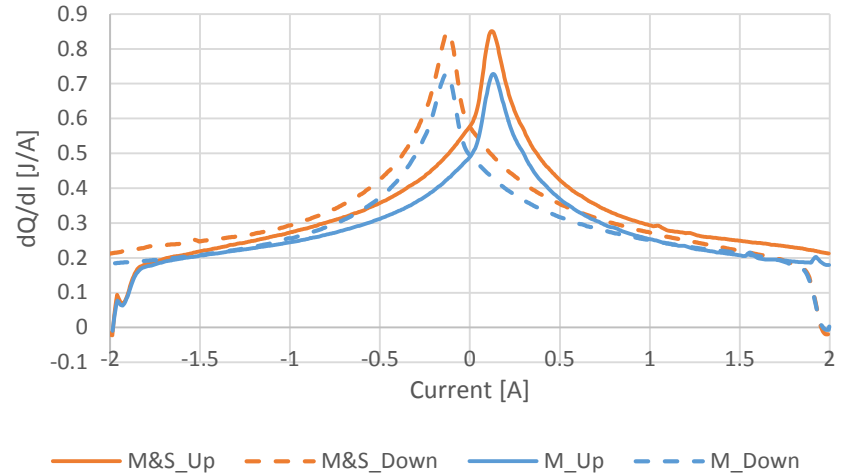
— Mag 1V Up - - - Mag 1V Down
 — MagShd 1V Up - - - MagShd 1V Down

Heating	Magnet Only	Magnet & Shield	Magnet's Contribution
Joule [W]	$7.35 \times 10^{-6} I^2$	$2.42 \times 10^{-5} I^2$	NA
Eddy [J]	$7.54 \times 10^{-2} V$	$1.23 \times 10^{-1} V$	61%
Hysteretic [J]	1.00	1.17	85%

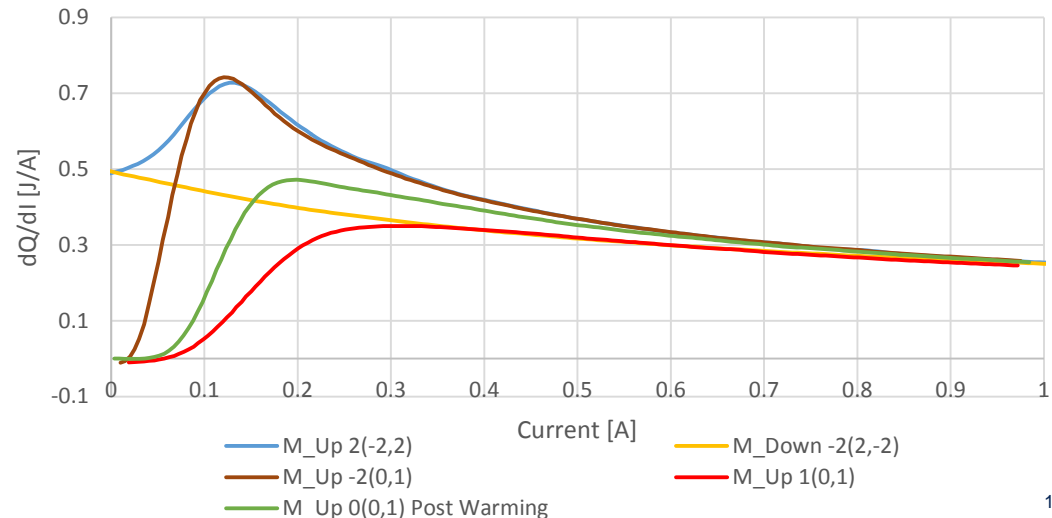
- Additionally looked at current range of -2 to 2A
 - Additional heat is produced soon after reversing polarity
- Can see the hysteretic behavior and compare it to the B-H curve
- Going above the T_c of the magnet winding will reset the path behavior



Hysteretic Heating



Hysteretic Heating







Special Thanks



- Amir Jahromi for helping brainstorm measurement techniques, helping with the setup, and much more.
- Jim Tuttle for helping problem solve issues that arose.



Cryogenics and Fluids Branch
Code 552