

Impact of Space Weather on Climate and Habitability of Terrestrial Type Exoplanets

Journal:	<i>International Journal of Astrobiology</i>
Manuscript ID	Draft
Manuscript Type:	Review
Date Submitted by the Author:	n/a
Complete List of Authors:	<p>Airapetian, Vladimir; NASA GSFC/SEEC, Code 671/SEEC; American University, Department of Physics Barnes, Rory; University of Washington, Dept. of Astronomy Cohen, Ofer Collinson, Glyn; Catholic University of America, Physics Danchi, William; NASA Goddard Space Flight Center, Exoplanets and Stellar Astrophysics Dong, Chuanfei ; Princeton University, Del Genio, Anthony; Goddard Institute for Space Studies France, Kevin; University of Colorado at Boulder Garcia-sage, Katherine; NASA Goddard Space Flight Center, Code 671/SEEC Glocer, Alex; NASA Goddard Space Flight Center, Code 673/SEEC Gopalswamy, Natchimuthuk; NASA Goddard Space Flight Center, Code 671/SEEC Grenfell, Lee; Deutsches Zentrum für Luft und Raumfahrt Deutsches Fernerkundungsdatenzentrum, Institute for Planetary Research Gronoff, Guillaume; NASA Langley Research Center Güdel , Manuel; University of Vienna Herbst, Konstantin; Christian-Albrechts-Universität zu Kiel Henning, Wade; NASA Goddard Space Flight Center, Code 698 Jackman, Charles; NASA Goddard Space Flight Center, Code 614/SEEC Jin, Meng; SETI Johnstone, Colin; University of Vienna Kaltenegger, Lisa; Cornell University Kay, Christina; NASA Goddard Space Flight Center, Code 671/SEEC Kobayashi, Kensei; Yokohama National University Kuang, Weijia; NASA Goddard Space Flight Center, Code 61A)/SEEC Li, Gang; University of Alabama at Huntsville Lynch, Benjamin; University of California Berkeley Rank-Lüftinger, Theresa; University of Vienna Luhmann, Janet; University of California Berkeley, SSL Maehara, Hiroyuki; National Astronomical Observatory of Japan Okayama Astrophysical Observatory m.g.mlynczak@nasa.gov, Martin; NASA Langley Research Center Notsu, Yuta; Kyoto University, Kitashirakawa-Oiwake-cho, Sakyo-ku, Department of Astronomy Ramirez, Ramses; Tokyo Institute of Technology - Ookayama Campus, ELSI Rugheimer, Sarah; University of Saint Andrews Scheucher, Markus; Technische Universität Berlin, Zentrum für Astronomie und Astrophysik Schlieder, Joshua.e.schlieder@nasa.gov; NASA Goddard Space Flight Center, Code 667/SEEC Shibata, Kazunari; Kyoto University - Yoshida Campus, Astronomical Observatory</p>

	Stamenkovic, Vlada; NASA Jet Propulsion Laboratory Strangeway, Robert; UCLA Division of Physical Sciences Usmanov, Arcadi; University of Delaware Vergados, Panagiotis; NASA Jet Propulsion Laboratory Verkhoglyadova, Olga; NASA Jet Propulsion Laboratory Vidotto, Aline; University of Dublin Trinity College Way, Michael; Goddard Institute for Space Studies Zank, Gary; University of Alabama at Huntsville Yamashiki, Yosuke; Kyoto University, 28Graduate School of Advanced Integrated Studies in Human Survivability (GSAIS)
Keyword:	space weather, stars, exoplanets, astrobiology, flares, atmospheres, CME, SEP, biosignatures

SCHOLARONE™
Manuscripts

Impacts of Space Weather on Climate and Habitability of Terrestrial Type Exoplanets

Airapetian, V. S.^{1,2}, Barnes, R.³, Cohen, O.⁴, Collinson, G. A.¹, Danchi, W. C.¹, Dong, C. F.⁵, Del Genio, A. D.⁶, France, K.⁷, Garcia-Sage, K.¹, Glocer, A.¹, Gopalswamy, N.¹, Grenfell, J. L.⁸, Gronoff, G.⁹, Güdel, M.¹⁰, Herbst, K.¹¹, Henning, W. G.¹, Jackman, C. H.¹, Jin, M.¹², Johnstone, C. P.¹⁰, Kaltenegger, L., Kay, C. D.,¹¹, Kobayashi, K.¹⁴, Kuang, W.¹, Li, G.¹⁵, Lynch, B. J.¹⁶, Lüftinger, T.¹⁰, Luhmann, J. G.¹⁶, Maehara, H.¹⁷, Mlynczak, M. G.⁹, Notsu, Y.¹⁸, Ramirez, R., M.¹⁹, Rugheimer, S.²⁰, Scheucher, M.²¹, Schlieder, J. E.¹, Shibata, K.²², Sousa-Silva, C.²³, Stamenković, V.²⁴, Strangeway, R. J.²⁵, Usmanov, A. V.^{1,26}, Vergados, P.²⁴, Verkhoglyadova, O. P.²⁴, Vidotto, A. A.²⁷, Way, M. J.⁶, Zank, G. P.¹⁵, Yamashiki, Y.²⁸

¹Sellers Exoplanet Environments Collaboration, NASA/GSFC, Greenbelt, MD, USA; ²Department of Physics, American University, Washington DC, USA; ³University of Washington, Seattle, Washington, USA; ⁴Lowell Center for Space Science and Technology, University of Massachusetts, Lowell, MA, USA; ⁵Department of Astrophysical Sciences, Princeton University, Princeton, NJ, USA; ⁶NASA Goddard Institute for Space Studies, New York, NY, USA; ⁷Laboratory for Atmospheric and Space Physics, University of Colorado, 600 UCB, Boulder, CO 80309, USA; ⁸Department of Extrasolar Planets and Atmospheres (EPA), Institute for Planetary Research, German Aerospace Centre (DLR), Rutherfordstr. 2, 12489 Berlin Adlershof, Germany; ⁹NASA/LaRC, Hampton, VA, USA; ¹⁰University of Vienna, Dept. of Astrophysics, Türkenschanzstr. 17, 1180, Vienna, Austria; ¹¹Christian-Albrechts-Universität zu Kiel, Institute for Experimental and Applied Physics, Leibnizstr. 11, 24118 Kiel, Germany; ¹²SETI Institute, Mountain View, CA 94043, USA; ¹³Carl Sagan Institute, Cornell University, Ithaca, NY, USA; ¹⁴Department of Chemistry, Yokohama National University, Yokohama, Japan; ¹⁵Center for Space Plasma and Aeronomic Research (CSPAR), University of Alabama in Huntsville, Huntsville, AL 35899, USA; ¹⁶Space Sciences Laboratory, University of California at Berkeley, Berkeley, CA, USA; ¹⁷Subaru Telescope Okayama Branch Office, NAOJ, Asakuchi, Okayama 719-02, Japan; ¹⁸Department of Astronomy, Kyoto University, Kitashirakawa-Oiwake-cho, Sakyo-ku, Kyoto, Japan; ¹⁹Earth-Life Science Institute, Tokyo Institute of Technology, 2-12-1, Tokyo 152-8550, Japan; ²⁰Centre for Exoplanet Science, University of St. Andrews, School of Earth and Environmental Sciences, Irvine Building, North Street, St. Andrews, KY16 9AL, UK; ²¹Zentrum für Astronomie und Astrophysik, Technische Universität Berlin, D-10623 Berlin, Germany; ²²Astronomical Observatory, Kyoto University, Sakyo, Kyoto 606-8502, Japan; ²³Massachusetts Institute of Technology, Dept. of Earth, Atmospheric, and Planetary Sciences, Cambridge, MA, 02139, USA; ²⁴NASA Jet Propulsion Laboratory, California Institute of Technology, Pasadena, CA, USA; ²⁵University of California, Los Angeles, CA USA; ²⁶University of Delaware, DE, 19716, USA; ²⁷Trinity College Dublin, Dublin, Ireland; ²⁸Graduate School of Advanced Integrated Studies in Human Survivability (GSAIS), Kyoto University, Kyoto, Japan.

Corresponding author: NASA/GSFC/SEEC, Greenbelt, MD, 20771 and American University, DC; phone: 1-301-286-4014; fax:1-301-286-1752; vladimir.airapetian@nasa.gov

Abstract

The search for life in the Universe is a fundamental problem of astrobiology and modern science. The current progress in the detection of terrestrial type exoplanets has opened a new avenue in the characterization of exoplanetary atmospheres and in the search for biosignatures of life with the upcoming ground-based and space missions. To specify the conditions favorable for the origin, development and sustainment of life as we know it in other worlds, we need to understand the nature of global (astrospheric), and local (atmospheric and surface) environments of exoplanets in habitable zones around K-M dwarf stars including our young Sun. Global environment is formed by propagated disturbances from the planet-hosting stars in the form of stellar flares, coronal mass ejections, energetic particles, and winds collectively known as astrospheric space weather. Its characterization will help in understanding how an exoplanetary ecosystem interacts with its host star, as well as in the specification of the physical, chemical and biochemical conditions that can create favorable and/or detrimental conditions for planetary climate and habitability along with evolution of planetary internal dynamics over geological timescales. A key linkage of (astro) physical, chemical, and geological processes can only be understood in the framework of interdisciplinary studies with the incorporation of progress in heliophysics, astrophysics, planetary and Earth sciences. The assessment of the impacts of host stars on the climate and habitability of terrestrial (exo)planets will significantly expand the current definition of the habitable zone to the biogenic zone and provide new observational strategies for searching for signatures of life. The major goal of this paper is to describe and discuss the current status and recent progress in this interdisciplinary field in light of presentations and discussions during the NASA Nexus for Exoplanetary System Science (NExSS) funded workshop "Exoplanetary Space Weather, Climate and Habitability" and to provide a new roadmap for the future development of the emerging field of exoplanetary science and astrobiology.

1. Introduction

The recent explosion of the number of planets detected around other stars (exoplanets, currently over 3900) by space and ground-based missions created a great leap in the progress of the fields of exoplanetary science and astrobiology. These observations provide a boost to scientifically addressing one of the major questions of modern science “Are we alone in the Universe? Although the answer to this question is unknown, the Kepler Space Telescope’s discoveries of terrestrial-type (rocky) exoplanets where standing bodies of liquid water can be present at the surface of the exoplanet (Habitable Zones, or HZs) around main-sequence stars have provided an important step in addressing this difficult question. An ongoing issue relates to how well the classical HZ as calculated by Kasting et al. (1993) and revisited by Kopparapu et al. (2013) relates to the actual physico-chemical conditions required for the origin, development and support of life as we know it within so-called “Biogenic Zones” (Airapetian et al. 2016).

With growing numbers of NASA (National Aeronautics and Space Administration) and ESA (European Space Agency) missions including currently operating, such as the Transiting Exoplanet Survey Satellite (TESS), the upcoming James Webb Space Telescope (JWST) and the PLANetary Transits and Oscillations of stars (PLATO) missions, in the relatively near term we will be better equipped with high quality observations to move from the phase of exoplanetary discovery to that of physical and chemical characterization of exoplanets suitable for life.

It is currently unknown if or when life may have begun on Earth, and possibly Mars, Venus and exoplanets, or how long those planetary bodies could remain viable for life. The principal cause of this is a lack of understanding of the detailed interaction between stars and exoplanets over geological timescales, the dynamical evolution of planetary systems, and

atmospheric and internal dynamics. In the last few years, there has been a growing appreciation that the atmospheric chemistry, and even retention of an atmosphere in many cases, depends critically on the high-energy radiation and particle environments around these stars (Segura et al., 2005; Domagal-Goldman et al., 2014; Rugheimer et al., 2015). Recent studies have suggested that stellar magnetic activity and its product, astrospheric space weather (SW), the perturbations traveling from stars to planets, in the form of flares, winds, coronal mass ejections (CMEs) and energetic particles from planet hosting stars, may profoundly affect the dynamics, chemistry and exoplanetary climate (Cohen et al. 2014; Airapetian et al. 2016; Garcia-Sage et al. 2017; Dong et al. 2018).

The question of impact of stars on exoplanets is complex, and to answer it we must start with the host star itself to determine its effect on the exoplanet environment, all the way from its magnetosphere to the its surface. To understand whether an exoplanet is habitable, not only do we need to understand the changes in the chemistry of its atmosphere due to the penetration of energetic particles and their interaction with constituent molecules, but also the loss of neutral and ionic species, and the addition of molecules due to outgassing from volcanic and tectonic activity. These effects will produce a net gain or loss to the surface pressure and this will affect the surface temperature, as well as a net change in the molecular chemistry. Therefore, due to the complexity of the problem, we should work with a set of interlinked research questions, all of which contribute pieces to the answer, with contributions from various disciplines involved in each topic.

To quantify the effects of stellar ionizing radiation including superflares recently detected by the Kepler mission on exoplanetary systems, specifically, on close-in exoplanets around low luminosity M dwarf stars, we need to examine what do we know about the impact of space weather from our own star on Earth, the only habitable planet known to us. How can we apply lessons learned from the extreme space weather events to understand how exoplanet

are affected by their host stars? Can heliophysics models developed to describe the effects of flares and CMEs on Earth and Mars be expanded to address the extreme conditions on exoplanets around young solar like stars and close-in exoplanets around active G, K and M dwarfs? These questions are of critical importance as the major factors of habitability on exoplanets.

In this paper we present the roadmap to study various aspects of star-planet interactions in a global exoplanetary system environment with a systematic, integrated approach using theoretical, observational and laboratory methods combining tools and methodologies of four science disciplines: astrophysics, heliophysics, planetary and Earth science as presented in Figure 1. The components of the presented roadmap had been discussed during the NExSS sponsored Workshop Without Wall “Impact of Exoplanetary Space Weather on Climate and Habitability” (see Airapetian et al. 2018a,b and the link at <https://nexss.info/community/workshops/workshop-without-walls-exoplanetary-space-weather-climate-and-habitability>”).

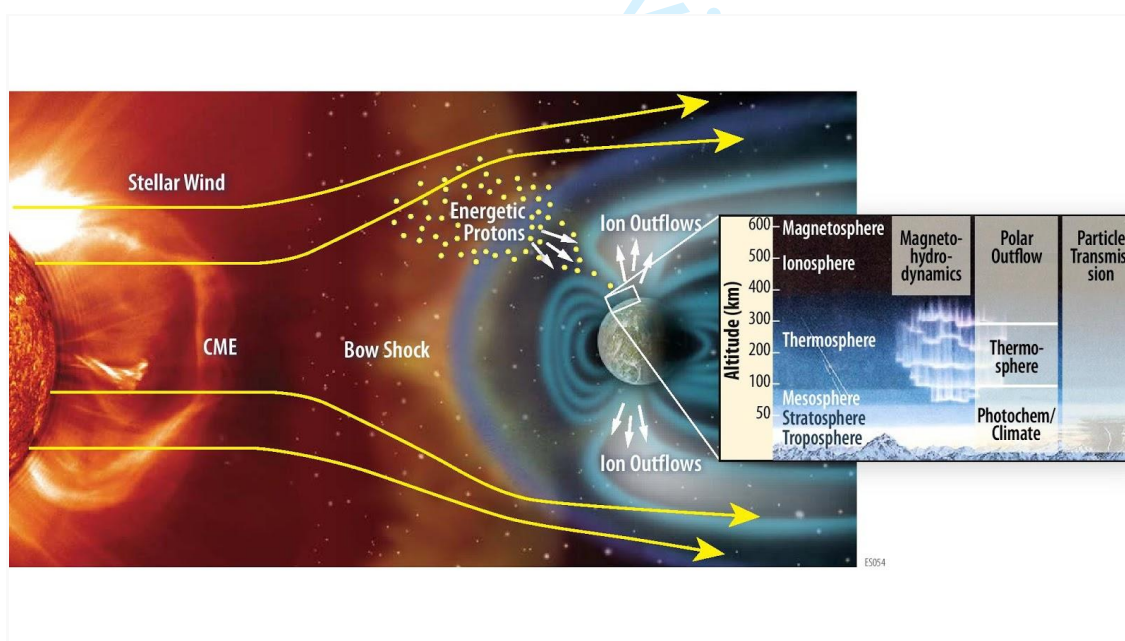


Figure 1. Schematic view of the complex exoplanetary SW system that incorporates the physical processes driving stellar activity and associated SW including stellar flares, CMEs and their interactions with an exoplanetary atmosphere driven by its internal dynamics. While stellar winds and CMEs affect the shape of an exoplanetary magnetosphere, X-ray and Extreme Ultraviolet Emission (XUV) and energetic particles accelerated on CME-driven shocks enter the atmosphere. The combined effects of XUV, stellar winds and CMEs drive outflows from the exoplanetary atmosphere. These processes are controlling factors of exoplanetary climate and habitability.

We describe recent progress and challenges in understanding the nature of solar and stellar magnetic activity and associated space weather processes from the modern Sun, the young Sun (at the time when life started on Earth) and from other cool (K through M spectral type) stars. We discuss the physical processes that drive the interaction of space weather with the Earth, Mars and Venus and the implications for exoplanets around active stars including internal dynamics that drive outgassing. This review paper consists of 9 sections.

Section 1 discusses the physical mechanisms that drive solar and stellar flares, winds, CMEs and SEPs and their observational signatures. It also reviews the data and recent reconstructions of magnetic activity events from the Sun at various phases of evolution.

Section 2 presents a review of current observations and theoretical models of physical erosion and chemical changes in the atmospheres of modern Earth, Mars and Venus caused by XUV emission from solar flares, CMEs and SEP events.

Section 3 highlights the current understanding of early magnetospheric and inner atmospheric environments of the young Earth, Mars and Venus under the environments of a young Sun and the implications for initiation of prebiotic chemistry. We also review our

approaches of magnetospheric modeling for exoplanets under extreme space weather environments of exoplanetary systems including Proxima Centauri and TRAPPIST-1.

Section 4 discusses interior dynamics of terrestrial-type planets as a function of their chemical composition, mass, size and explores the potential of volcanic and tectonic activity which plays a key role for atmospheric evolution. We also discuss current efforts in magnetohydrodynamic modeling of exoplanetary dynamos and their effects on habitability.

Section 5 discusses the physical and chemical effects of XUV fluxes and SEP events on early Earth and exoplanets orbiting different main sequence stars and their potential effects on atmospheric composition and climate.

Section 6 discussed our current understanding of internal dynamics of rocky exoplanets and its impact on habitability.

Section 7 reviews the impact of space weather on photochemical and climate-related processes on climate system and atmospheric biosignatures from exoplanets orbiting F-M stars.

In Section 8, we present observational strategies for detection of habitable environments on terrestrial type exoplanets around different main-sequence stars and review progress in recent observations of exoplanets by the Kepler Space Telescope, HST and ground-based telescopes which employ transit spectroscopy, direct imaging, radial velocity and gravitational lensing. We also discuss a suggested roadmap to detect biosignatures using stellar interferometers and the next generation ground based and space telescopes: TESS, CHEOPS, JWST, PLATO 2.0, the E-ELT, LUVOIR and HabEx.

In Section 9 we discuss future prospects and provide recommendations for the next steps in understanding of star-planet interactions, the ways they affect planetary habitability and observational strategies to detect habitable worlds.

2. Drivers and Signatures of Space Weather from The Sun

The primary output from the Sun is in the energy flux in the form of electromagnetic and mass emissions, ultimately powered by the thermonuclear reactions in the solar interior that convert hydrogen to helium and amplified by the magnetic dynamo that generates and transports magnetic fields to surface and the atmosphere. The steady electromagnetic emission in the visible and infrared bands support life on Earth, while those in X-ray and Extreme UV bands (XUV, 100 - 920 Å) create the ionosphere around Earth and affect the chemistry of its upper atmosphere. Electromagnetic emission can also be transient, in the form of solar flares at almost all wavelengths. Solar flares cause transient disturbances in Earth's ionosphere. The mass emission occurs in the form of steady two-component solar wind with speeds in the range 300-900 km/s and as CMEs that have speeds ranging from <100 km/s to >3000 km/s (e.g., Gopalswamy 2016). Fast CMEs (faster than the magnetosonic speed in the corona and interplanetary medium) drive MHD shocks that are responsible for the copious acceleration of electrons, protons, and heavy ions commonly referred to as SEPs. Energetic protons are known to significantly impact Earth's atmosphere. CMEs are magnetized plasmas with a flux rope structure, which when impacting a magnetized plasma can lead to geomagnetic storms that have serious consequences in the planetary magnetosphere/ionosphere/atmosphere. Solar wind magnetic structures can also result in moderate magnetic storms. Thus, SEPs and magnetic storms associated with CMEs are considered to be severe space weather consequences of solar eruptions. Flares and CMEs are formed within closed magnetic regions (active regions) on the Sun, while winds originate from open field regions. Magnetic regions on the Sun also modulate the amount of visible radiation leaving the Sun because of a combination of sunspots and the surrounding plages (e.g., Solanki et al. 2013).

2.1. Origin and Patterns of Solar Magnetic Activity

Our Sun is a major source of energy for much of life on Earth. Our central star was formed from a collapsing protostellar cloud 4.65 billion years ago. The Solar system formed from the protoplanetary disk left after the Sun's birth was bombarded by a vast amount of energy in the form of electromagnetic radiation, solar wind, magnetic clouds, shock waves and energetic electrons and protons. Recent heliospheric missions including the Solar and Heliospheric Observatory (SOHO), the Solar Dynamic Observatory (SDO) and the Solar Terrestrial Relations Observatory (STEREO) have provided a wealth of information about our magnetic star. This has helped to recover statistical information about the spatial and temporal relationship between eruptive events occurring in the solar corona and provided clues to the physical mechanisms driving their underlying processes.

Observations and characterization of solar activity in the form of varying numbers of sunspots on the its disk have been performed since 1600s. Wilhelm Herschel (1801) recognized periods of low and high sunspot activity and correlated the low sunspot activity with high wheat prices in England. Decades later, Schwabe (1843) in his pursuit of a hypothetical planet closer to the Sun than Mercury, discovered a 10-year periodicity in the sunspot number; in 1850, the periodicity was confirmed by Rudolf Wolf and refined to be about 11 years. This discovery has long-lasting implications because the impact on planets accordingly waxes and wanes. The discovery of magnetic fields in sunspots by Hale (1908) led to the identification of 22-year magnetic cycle of the Sun (Hale cycle). Sunspots typically appear in pairs with leading and following spots having opposite magnetic polarity in a given hemisphere; the polarity is switched in the other hemisphere. This pattern is maintained over the 11-year sunspot cycle (also known as the Schwabe cycle). In the new cycle, the polarity of the leading and following polarities are switched in both hemispheres. The polarity switching is referred to as the Hale-

Nicholson law. Other periodicities are also known, especially the Gleisberg cycle with a periodicity in the range 80-100 years (see e.g., Petrovay 2010). Finally, solar activity has grand minima and maxima over millennial time scales that do not seem to be periodic. The well-known example is the Maunder Minimum discovered by Eddy (1976), when the sunspot activity almost vanished during 1640 – 1715 AD. Sunspots were observed for only about 2% of the days in this interval. Estimates show that the Sun has spent <20% of the time in grand minima and <15% of the time in grand maxima in the Holocene (see Usoskin 2017 for a review).

The magnetic field associated with sunspots is known as the toroidal component of the solar magnetic field. The other component is the poloidal magnetic field, which peaks during the minimum phase of a solar cycle. The polarity of the poloidal field reverses during the maximum phase of the solar cycle (Babcock and Babcock, 1955; Babcock 1959). Fig. 1 shows the toroidal (low latitude) and poloidal (high latitude) components using longitudinally averaged photospheric magnetic field and the microwave brightness temperature, which is a proxy to the magnetic field strength. The data correspond to part of solar cycle 22 (before the year 1996), whole of cycle 23 (1996 - 2008) and most of cycle 24 (after the year 2008). Note that the toroidal field starts building up when the poloidal field starts declining and vice versa. The poloidal field development is clearly connected to the evolution of the sunspot fields (local peaks at low latitudes) via plumes, which consist of the eastern parts of sunspot regions moving toward the poles as a consequence of the Joy's law.

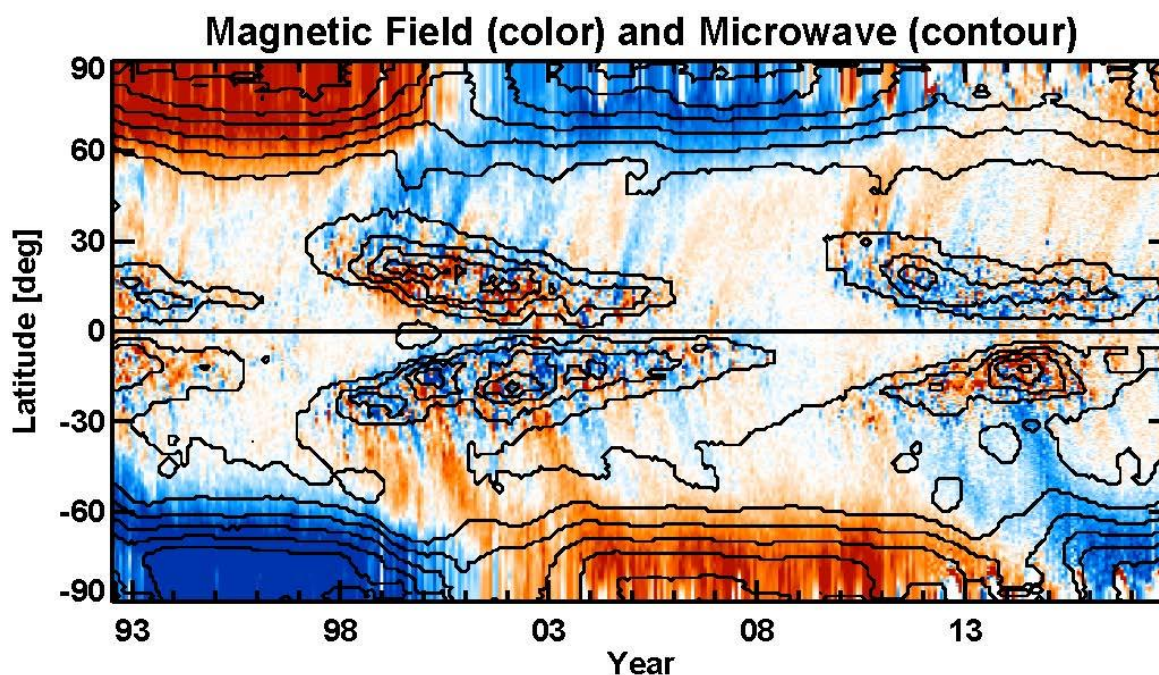


Figure 2. The toroidal and poloidal components of the solar magnetic field (blue- negative; red - positive). The contours represent microwave brightness temperature at 17 GHz obtained from the Nobeyama Radioheliograph (contour levels: 9400, 9700, 10000, 10300, 10600, 10900, 11200, 11500, 11800, 12100 K). The field distribution between ± 30 degree latitude represents the toroidal field, while that poleward of ~ 60 degree latitudes represents the poloidal field. Data updated from Gopalswamy et al. (2016).

The sunspot cycle can thus be explained by a magnetic dynamo model in which the poloidal and toroidal fields mutually generate each other (see e. g., Charboneau 2010 for a review) in the presence of differential rotation, convective motion beneath the surface, and meridional circulation. Filaments (also known as prominences when appearing at the solar limb) are another important phenomena occurring generally in the mid latitudes but move toward the poles during the maximum phase. Filaments usually mark the polarity inversion lines in magnetic regions either in sunspot regions or in bipolar magnetic regions without sunspots. The disappearance of the polar crown filaments roughly marks the time of polarity reversal at the poles.

The extension of sunspot regions into the corona is known as an active region. Some active regions can be without sunspots (the quiescent filament regions). In X-rays and Extreme UV (EUV), active regions appear as a collection of loops, which are thought to be magnetic in nature. Solar eruptions, a collective term representing energy release in the form of flares and coronal mass ejections (CMEs), occur in active regions. The energy release happens in the form of heating, particle acceleration, and mass motion. Accelerated particles from the corona travel along magnetic field line toward the Sun produce various signatures of flares from radio to gamma-ray wavelengths. Non-thermal particles precipitating into the photosphere cause enhanced optical emission, which was originally recognized as solar flares by Carrington (1859) and Hodgson (1859). Chromospheric signatures of solar flares are readily observed in H-alpha in the form of flare ribbons and post-eruption arcades. Soft X-rays are sensitive indicators of flare heating and the intensity of flare X-rays can vary over six orders of magnitude. Non-thermal electrons propagating away from the Sun produce various types of radio bursts from decimetric to kilometric wavelengths. Type III bursts generally indicate electrons propagating from the flare site into open magnetic field lines. Another source of particle acceleration is the shocks formed ahead of CMEs that can form very close to the Sun (0.2 R_s above the solar surface (Gopalswamy et al. 2013) and survive to 1 AU and beyond. Electrons accelerated at the shock front produce type II radio bursts (Gopalswamy 2011). Type II radio bursts are the second most intense class in the 30MHz to 30m kHz band (metric band). Their frequency varies in time with the frequency drift from 200 MHz to 30 MHz in about 5 minutes in the solar corona, and in interplanetary space from 30 MHz to 30 kHz in 1-3 days. There is strong evidence that such emission during type II events is generated near the first and second harmonics of the local plasma frequency upstream of the shock via the plasma mechanism: non-thermal electrons accelerated at the shock generate Langmuir waves at the local plasma frequency that get converted into electromagnetic radiation at the fundamental

and second harmonic of the local plasma frequency (Cairns 2011). The same shock accelerates protons to very high energies and hence are thought to be the primary source of SEP events observed in the interplanetary space.

CMEs and flares can be ultimately traced to magnetic regions on the Sun. The CME kinetic energy is typically the largest among various components of the energy release (e.g., Emslie et al. 2012). CME kinetic energies have been observed to have values exceeding $\sim 10^{33}$ erg. The only plausible source of energy for eruption is likely to be magnetic in nature (e.g., Forbes 2000). It is thought that the closed magnetic field lines in the active region store free energy when stressed by photospheric motions and the energy can be released by a trigger mechanism involving magnetic reconnection.

Flares and CMEs generally are closely related: flares represent plasma heating while CMEs represent mass motion resulting from a common energy release. This is especially true for large flares and energetic CMEs. Small flares may not be associated with CMEs and occasionally large CMEs can occur with extremely weak flares, especially when eruptions occur outside sunspot regions (Gopalswamy et al. 2015). Even X-class flares can occur without CMEs, but in these cases, no metric radio bursts or non-thermal particles observed in the interplanetary medium, suggesting that the only thing that escapes is the electromagnetic radiation (Gopalswamy et al. 2009). Flares without CMEs are known as confined flares as opposed to eruptive flares that involve mass motion.

2.2. Space Weather: Solar Flares, Coronal Mass Ejections and Energetic Particle Events

Solar eruptions are one of the major sources of space weather at Earth and other planets. Solar flares suddenly increase the X-ray and EUV input to the planetary atmosphere by many orders of magnitude. They are also sources of energetic electrons and protons accelerated at

the flare reconnection sites in the solar corona forming short-lived SEP events known as impulsive events with maximum particle energy of ~ 10 MeV (Kallenrode et al. 2003). Another type of energetic particles observed in interplanetary (IP) space, gradual SEP events, last over 1 day, which are accelerated to energies over a few GeV per nucleon. These events are associated with CME driven shocks forming in the outer corona at $\geq 2 R_{\text{sun}}$. Particles are accelerated via diffusive shock acceleration mechanism based on Fermi I acceleration via multiple scattering of particles on plasma turbulent homogeneities as they cross the shock front (Zank et al. 2000).

On the other hand, CME and associated SEPs events have a much longer-term impact from the time the shock forms near the Sun to times well beyond shock arrival at the planet. In the case of Earth this duration can be several days. SEPs precipitate in the polar region and participate in atmospheric chemical processes. When the shock arrives at Earth, a population of locally accelerated energetic particles known as energetic storm particles are encountered. If a geomagnetic storm ensues after the shock (due to sheath and/or CME) then additional particles are accelerated within the magnetosphere. Thus, the ability of a CME to accelerate SEPs and to cause magnetic storms are the most important consequences of space weather. Fast CME driven IP shocks are associated with narrow band metric radio burst emissions (1-14 MHz) and broad band radio emissions (< 4 MHz) called IP type II events.

The continuous CME observations over the past two decades with the simultaneous availability of SEP observations, IP shock observations, and IP type II event data over the past two decades have helped us characterize CMEs that cause SEP events and geomagnetic storms. Figure 3 shows a cumulative distribution of CME speeds observed by SOHO coronagraphs. The average speed of all CMEs is ~ 400 km/s. All populations of CMEs marked on the plot are fast events (over 600 km/s): metric type II radio bursts (m2) due to CME-driven shocks in the corona at heliocentric distances $< 2.5 R_{\odot}$; magnetic clouds (MC) that are interplanetary CMEs

with a flux rope structure; interplanetary CMEs lacking flux rope structure (ejecta, EJ); shocks (S) ahead of interplanetary CMEs detected in the solar wind; geomagnetic storms (GM) caused by CME magnetic field or shock sheath; halo CMEs (Halo) that appear to surround the occulting disk of the coronagraph and propagating Earthward or anti-Earthward; decameter-hectometric (DH) type II radio bursts indicating electron acceleration by CME-driven shocks in the interplanetary medium; SEP events caused by CME-driven shocks; ground level enhancement (GLE) in SEP events indicating the presence of GeV particles. It must be noted that MC, EJ, GM, and Halo are related to the internal structure of CMEs in the solar wind, while the remaining are all related to the shock-driving capability of CMEs and hence particle acceleration. Note that SEP-causing CMEs have an average speed that is four times larger than the average speed of all CMEs. CMEs causing magnetic storms have an average speed of ~ 1000 km/s, which is more than two times the average speed of all CMEs. It must be noted that these CMEs originate close to the disk center of the Sun and hence are subject to severe projection effects. The projected speeds are likely to be similar to those of SEP-causing CMEs. SEP-causing CMEs forms a subset of CMEs that produce DH type II bursts because the same shock accelerates electrons (for type II bursts) and SEPs. SEPs in the energy range 10-100 MeV interact with various layers of Earth's atmosphere, while the GeV particles reach the ground. Note that only about 3000 CMEs belong to the energetic populations ranging from metric type II bursts to GLE events, suggesting that only $\sim 15\%$ of CMEs are very important for adverse space weather, while the remaining 85% form significant inhomogeneities in the background solar wind.

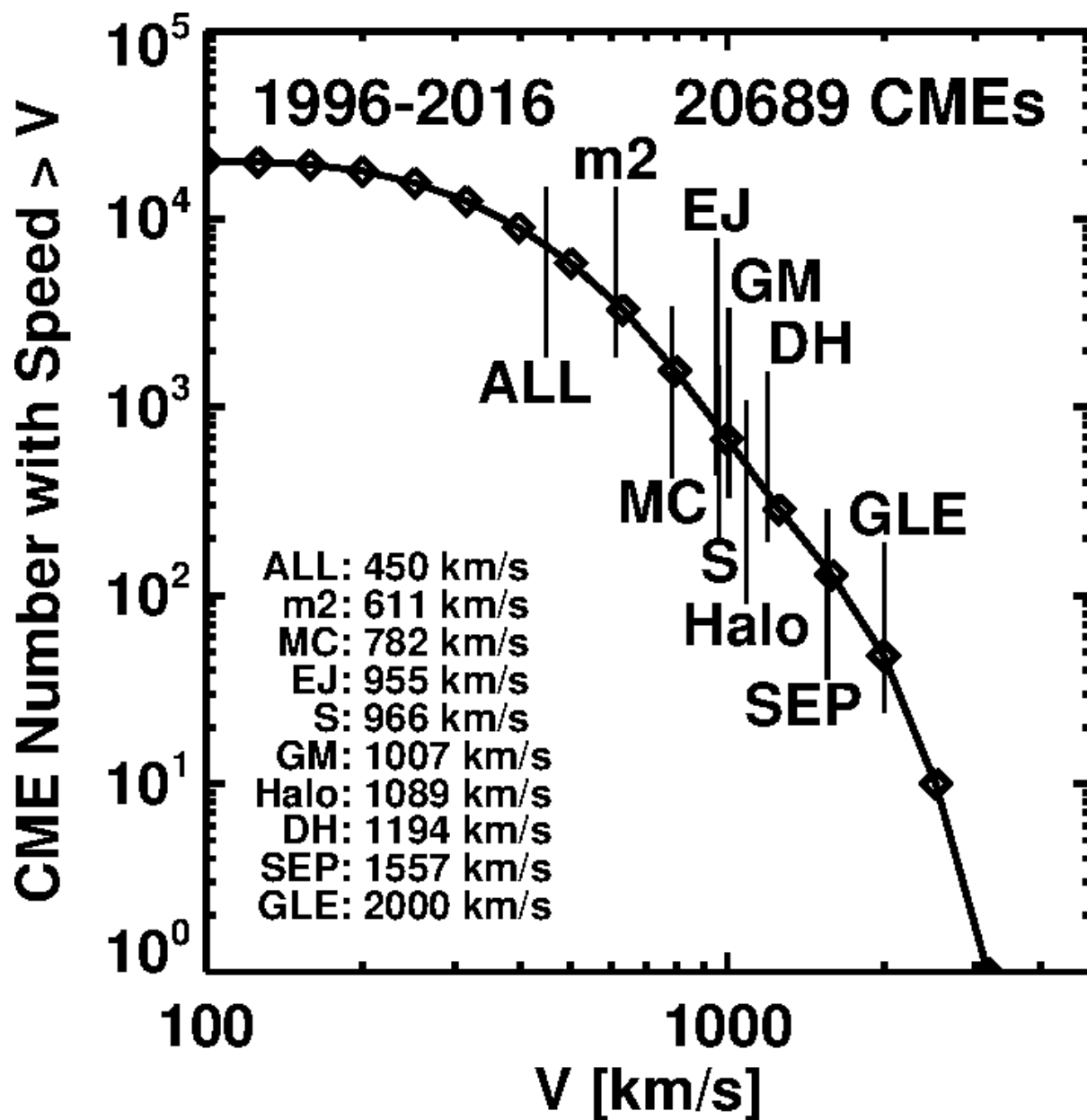


Figure 3. Cumulative distribution of CME sky-plane speeds (V) from the SOHO coronagraphs during 1996-2016. More than 20,000 CMEs cataloged at the CDAW Data Center (<https://cdaw.gsfc.nasa.gov>) have been used to make this plot. The average speeds of CME populations associated with various coronal and interplanetary phenomena are marked on the plot. Updated from Gopalswamy (2017).

Another point to be noted is that CMEs from the Sun do not have speeds exceeding ~ 4000 km/s. This limitation is most likely imposed by the size of solar active regions, their magnetic

content, and the efficiency with which the free energy can be converted into CME kinetic energy. Gopalswamy (2017) estimated magnetic energy up to $\sim 10^{36}$ erg can be stored in solar active regions and a resulting CME can have a kinetic energy of up to 10^{35} erg. Such vents may occur once in several thousand years. Note that the highest kinetic energy observed over the past two decades is $\sim 4 \times 10^{33}$ erg.

Figure 4(a) shows the relation between sunspot number, numbers of large SEP events, major geomagnetic storms, major X-ray flares, and fast CMEs. There is a general pattern in which fast CMEs and major flares occur more frequently during the maximum phase of solar activity. Accordingly, the space weather events also occur in correlation with the sunspot number. There are clearly periods when there is discordant behavior between CMEs and flares, but there is generally a better correlation between CMEs, SEPs, and magnetic storms.

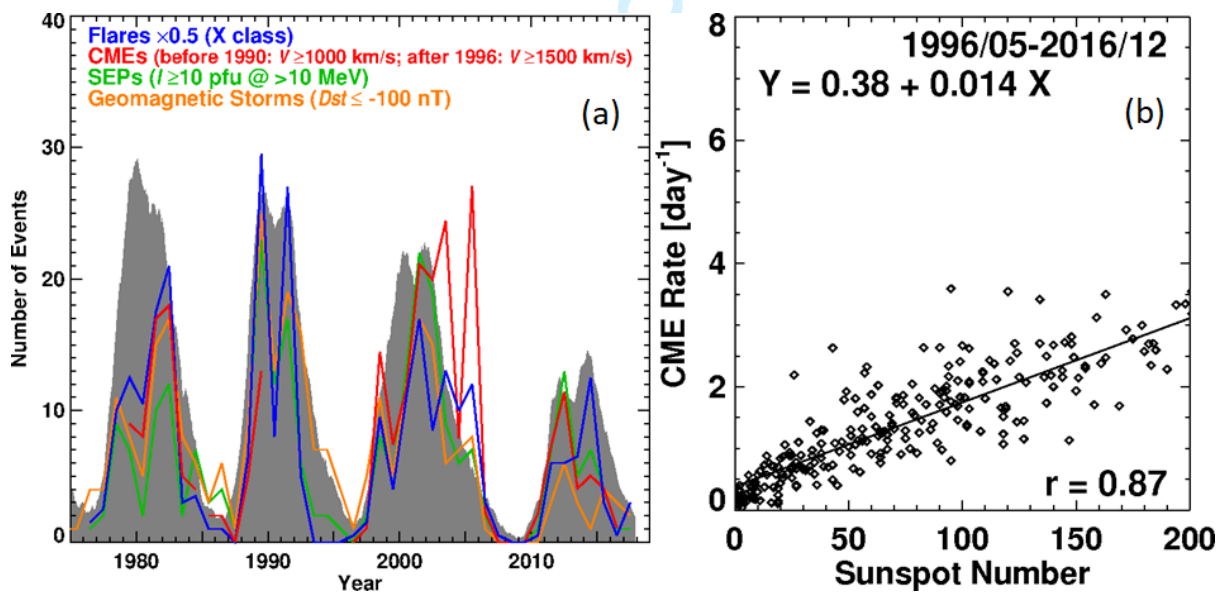


Figure 4. (a) Solar-cycle variation of X-class soft X-ray flares, fast CMEs, large SEP events, and major geomagnetic storms. All the vent types generally follow the solar cycle represented by the sunspot number (gray). (b) Scatter plot between the daily CME rate and sunspot number during 1996 to 2016.

The close connection between sunspot number and space weather events can be understood from the fact that large magnetic energy required to power the CMEs can be stored only in sunspot regions. Figure 4(b) shows that the CME rate is higher during high sunspot number, with a correlation coefficient of 0.87. The correlation is high, but not perfect. In fact, Gopalswamy et al (2010) showed that during the rising and declining phases of the solar cycle, the CME rate - sunspot number correlations are very high ($r \sim 0.90$), but it is slightly lower (~ 0.70) during the maximum phase. This is because CMEs also originate from non-spot magnetic regions (quiescent filament regions), which are very frequent in the maximum phase.

Section 3. Space Weather from Active Stars

Recent X-ray and UV missions including CHANDRA, XMM-NEWTON, the Hubble Space Telescope and the Kepler Space Telescope have opened new windows onto the lives of stars resembling our Sun at various phases of evolution. This has provided a unique opportunity to infer the magnetic properties of planet hosting stars.

The evolutionary history of the Sun and active stars can be reconstructed by studying atmospheric signatures of solar-like stars at various phases of evolution. Physical properties such as rotation velocity and magnetic activity of young solar-like stars strongly depend on age (see, e.g., Shaviv, 2003; Cohen et al., 2012; Wood et al., 2014; Johnstone et al., 2015; Airapetian and Usmanov 2016). This section describes recent observational and modeling efforts in reconstructing XUV emission and stellar wind properties of active planet hosting stars as their output plays a crucial role in dynamics of exoplanetary atmospheres.

3.1. Coronal Properties of Active Stars

In general, young Sun-like stars have higher rotation velocities, a higher magnetic activity as well as significantly higher mass loss rates (see, e.g., Güdel et al. 1997; Güdel and Naze 2009; Wood et al., 2002; Cleeves et al., 2013). Furthermore, observations of young Sun-like stars have shown large magnetic spots that are concentrated at higher latitudes (Strassmeier, 2001) than the sunspots observed on the current Sun.

Since the topology of the solar surface magnetic field determines the topology of the interplanetary magnetic field, which is carried outwards by the solar wind and wound up by the solar rotation (see, e.g., McComas, 2007; Cohen et al., 2012), the heliosphere about 4 to 2.5 billion years ago (Archean eon) significantly differed from the heliosphere we know today.

Because the Archean solar wind pressure was greater, the heliosphere must have been larger. Furthermore, the fast-rotating young Sun must have induced a strong large-scale magnetic field which most likely gave rise to a higher curvature of the magnetic field lines. With their spiral configuration magnetic field lines as well as the modulation of galactic cosmic rays (GCRs) can be described with the model by Parker (1965). With a rotation period of about 6 to 15 days the Archean rotation period, however, was much shorter than observable today so that the magnetic field lines must have been more twisted and the transport of energetic particles across the mean magnetic field must have been more difficult. As a consequence, the cosmic ray modulation was stronger, and the GCR intensity at the vicinity of the Archean Earth was reduced by up to two orders of magnitude or more (see, e.g., Cohen et al., 2012; Fedorov et al., 2017).

However, it is also known that the rotation velocity of a star is correlated with its magnetic activity, thus, the X-ray flux intensities of young stars are higher (see, e.g., Cohen et al. 2012; Fedorov et al., 2017). Also, the young Sun is estimated to have been 2-3 orders of magnitude brighter in EUV than the modern Sun according to solar analogue data (Ribas et al. 2005).

While the long-term evolution of the Sun's bolometric radiation is quite well understood from calculations of the Sun's internal structure and nuclear reactions (e.g., Sackmann & Boothroyd 2003), the evolution of the high-energy radiation is less clear. This emission shortward of approximately 150-200 nm originates in magnetically active regions at the solar chromospheric, transition region, and coronal level (in order of increasing height and temperature). The heating of the plasma in these regions may indeed be due to the dissipation of magnetic energy.

How the long-term evolution of the magnetically induced high-energy radiation is related to solar/stellar rotation started being clarified in the late sixties. Kraft (1967) realized that chromospheric emission is stronger in younger stars that also rotate more rapidly. He therefore proposed long-term spin-down due to a magnetized wind. This was put into a theoretical basis by Weber & Davis (1967), formulating the magnetic torques. In his seminal paper, Skumanich (1972) showed that empirically, both the stellar rotation rate and chromospheric emission decay as the square root of time and implied that surface magnetic fields follow the same decay law. In stellar astronomy, the activity-rotation-age relations became established with ultraviolet (see, e.g., Zahnle & Walker 1982) and X-ray observations (Pallavicini et al. 1981, Walter 1981) from space. It consists of three important relations.

First, stellar activity, for example as expressed by the total coronal X-ray luminosity, follows a decay law with increasing rotation period P_{rot} of the form $L_X \propto P_{\text{rot}}^{-2.7}$ for a given stellar mass on the main sequence. This suggests that the internal dynamo strongly relates to the

surface rotation period (e.g., Pallavicini et al. 1981, Walter 1981, Maggio et al. 1987, Güdel et al. 1997, Ayres 1997, Wright et al. 2011). However, for rotation periods as short as a couple of days (depending on stellar mass), the X-ray luminosity saturates at $L_{X, \text{sat}} \sim 10^{-3} L_{\text{bol}}$ (see, e.g., Wright et al. 2011). The cause for this saturation is not well understood, but could be related to surface saturation of magnetic flux, or some internal threshold of the magnetic dynamo. A unified relation for the activity-rotation relation was presented by Pizzolato et al. (2003) for all spectral types on the cool main sequence.

Second, activity decays with stellar age, t . The decay laws can be reconstructed from open cluster observations in X-rays. On average, one finds $L_X \propto t^{-1.5}$ for solar analogs (Maggio et al. 1987, Güdel et al. 1997). Obviously, this is related to stellar spin-down.

The third ingredient, the relation between stellar spin-down and age (Skumanich 1972) is also well studied based on co-eval cluster samples. On average, one finds a relation of the form $P_{\text{rot}} \propto t^{0.6}$ (e.g., Ayres 1997 for solar analogs), compatible with the above two relations.

The activity decay law has often been used for exoplanetary loss calculations based on simple fits to observed trends using limited samples. For X-rays, the “Sun in Time” sample was used with ages between ~ 100 Myr and ~ 5 Gyr (Güdel et al. 1997), and this was complemented with the corresponding decay laws for the extreme-ultraviolet and far ultraviolet radiation (Ribas et al. 2005) and also near-UV (Claire et al. 2012). Generally, the decay in time is steeper for higher-energetic radiation, which therefore also decays by a larger factor over a given time. Using the average regression laws referred to above, X-rays decrease by a factor of ~ 1000 - 2000 over the main-sequence life of a Sun-like star, EUV by a few hundred, and UV by factors of a few tens (e.g., Ribas et al. 2005). However, such a statistical approach could be flawed because in reality the rotation behavior of young stars (ages less than a few hundred Myr for solar analogs) is highly non-unique. Cluster samples show a wide dispersion in rotation periods for ages up to a few hundred Myr, after which they gradually converge to a unique, stellar-mass

dependent value (Soderblom et al. 1993). This convergence is attributed to the feedback between the magnetic dynamo and angular momentum loss in a magnetized wind. The wide dispersion of P_{rot} for young stars instead reflects the initial conditions for rotation starting after the protostellar disk phase (e.g., Gallet & Bouvier 2013).

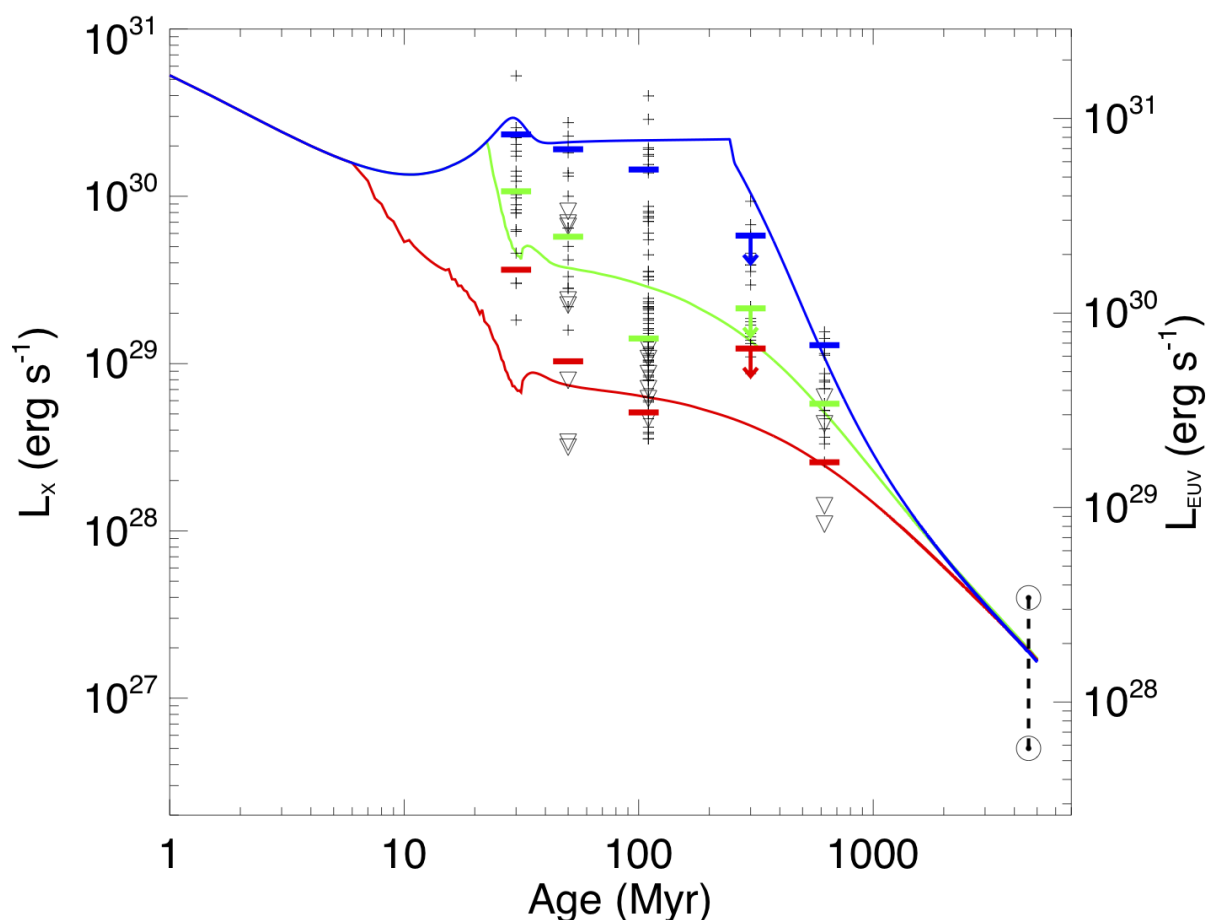


Figure 5. Tracks of L_X for a $1M_{\odot}$ star our calculated from rotation tracks using an observed rotation period distribution after the protostellar disk phase. The red, green, and blue tracks refer to the 10th, 50th, and 90th percentiles of the rotation period distribution. The + signs and the ∇ symbols are observed values of L_X or, respectively, their upper limits, from several open clusters at the respective ages. The solid horizontal lines show the 10th, 50th, and 90th percentiles of the observed distributions of L_X at each age calculated by counting upper limits as detections. The two solar symbols at 4.5 Gyr show the range of L_X for the Sun over the

course of the solar cycle. The scale on the right y-axis shows the associated L_{EUV} (from Tu et al. 2015).

An evolutionary decay law for high-energy radiation therefore needs to be accounted for the dispersion of rotation periods. Observationally, a wide distribution of L_X in young clusters was in fact known from early cluster surveys (e.g., Stauffer et al. 1994). A proper analysis of the problem was laid out in studies by Johnstone et al. (2015a,b) and Tu et al. (2015), in which a solar-wind model was adapted to stars at different activity levels and different magnetic fluxes, fitting distributions of P_{rot} in time from various clusters. Translating rotation to high-energy radiation, Tu et al. (2015) reported the finding illustrated in Figure 5. This figure shows that, depending on whether a solar analog starts out as a slow or fast rotator after the disk phase, the X-ray evolutionary tracks first diverge (i.e., L_X of a slow rotator rapidly decays with time while that of a fast rotator does not) and then converge again after several hundred Myr when the rotation periods converge. The nearly constant X-ray luminosity for fast (but spinning-down) rotators is due to the saturation effect.

The distribution of high-energy radiation is broadest in the range of a few tens to a few hundreds of Myr, precisely the range of interest for proto-atmospheric loss, the formation of a secondary atmosphere, a crust and a liquid water ocean on Earth, and the earliest steps toward the formation of life. A consistent study of atmospheric evolution therefore needs to account for the uncertainty of early stellar high-energy evolution. To the present day, we do not know the evolutionary track in L_X which the Sun has taken. The first clues on the Sun as a slow rotator comes from the modeling of loss of moderate volatiles such as sodium and potassium from the surface of the Moon (Saxena et al. 2018).

We should add that one further parameter is important for atmospheric modeling, that is, the hardness of high-energy radiation. Specifically, the X-ray hardness (the relative amount

of “harder” to “softer” radiation) decreases with decreasing X-ray surface flux, because more active stars are dominated by hotter coronal plasma (Johnstone & Güdel 2015). This has consequences for the irradiating spectra because the penetration depth of radiation in an atmosphere depends on photon energy.

While stellar X-ray emission can be well characterized by space missions including CHANDRA, XMM-Newton, Swift, NICER and MAXI, most of stellar XUV emission remains hidden from us because most of the EUV flux longer than 40 nm is absorbed by interstellar medium even from the closest stars. The XUV stellar spectrum is crucial for understanding the exoplanetary atmospheric evolution and its impact on habitable worlds as it drives and regulates atmospheric heating, mass loss and chemistry on Earth-like planets, and thus is critical to the long-term stability of terrestrial atmospheres. The

stellar XUV emission can be reconstructed using empirical and theoretical approaches. Empirical reconstructions have already provided valuable insights on the level of ionizing radiation from F, K, G and M dwarfs (France et al. 2016a,b; 2018). The latter approach is based on analysis of HST-STIS and COS based stellar far-ultraviolet (FUV) observations as a proxy for reconstructing the EUV flux from cool stars, either through the use of solar scaling relations (Linsky et al. 2014; Youngblood et al. 2016) or more detailed differential emission measure techniques (e.g., Louden et al. 2017). Using these datasets they found that the exoplanet host stars, on average, display factors of 5–10 lower UV activity levels compared with the non-planet-hosting sample. The data also suggest that UV activity-rotation relation in the full F–M star sample is characterized by a power-law decline (with index $\alpha \approx -1.1$), starting at rotation periods 3.5 days. France et al. (2018) used N V or Si IV spectra and knowledge of the star’s bolometric flux to estimate the intrinsic stellar EUV irradiance in the 90–360 Å band with an accuracy of roughly a factor of ≈ 2 . The data suggest that many active K, G and most of “quiet” M dwarfs generate high XUV fluxes from their magnetically driven chromospheres, transition

regions and coronae. Another approach is based on semi-empirical non-LTE modeling of stellar spectra using radiative transfer codes (Peacock et al. 2018). This model has recently been applied to reconstruct the XUV flux from TRAPPIST-1 constrained by HST Ly-alpha and GALEX FUV and NUV observations.

Airapetian et al. (2017a) used the reconstructed XUV flux from one of the quiet M dwarf, M1.5 red dwarf, GJ 832 to compare with the XUV fluxes from the young (0.7 Gyr) and current Sun. Figure 6 shows the reconstructed spectral energy distribution (SED) of the current Sun at the average level of activity (between solar minimum and maximum with the total flux, $F_0(5 - 1216 \text{ \AA}) = 5.6 \text{ erg/cm}^2/\text{s}$; yellow dotted line), the X5.5 solar flare occurred on March 7, 2012 (blue line), the young Sun at 0.7 Gyr (yellow solid line) and an inactive M1.5 red dwarf, GJ 832 (red line). (Airapetian et al. 2017a). The XUV flux from the young Sun, and GJ 832 are comparable in magnitude and shape at wavelengths shorter (and including) the Ly-alpha emission line. This suggests that the contribution of X-type flare activity flux is dominant in the “quiescent” fluxes from the young Sun including other young suns and inactive M dwarfs, which should play a critical role in habitability conditions on terrestrial type exoplanets around these stars.

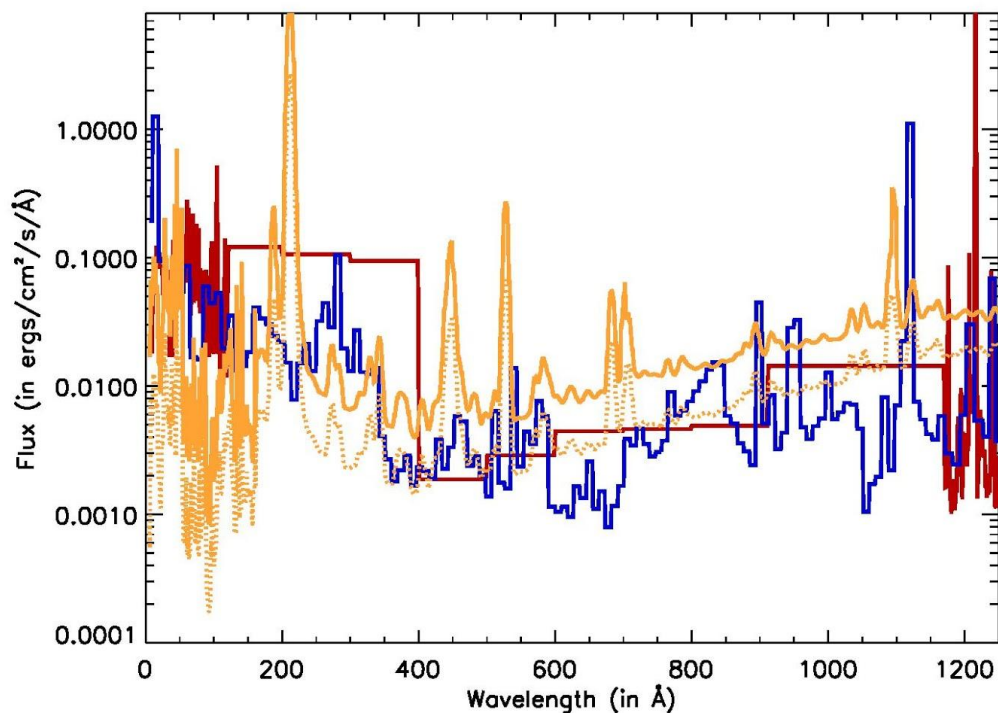


Figure 6. Spectral energy distribution in the young (yellow dotted), current Sun (yellow solid) as compared to the X5.5 solar flare (blue) and M dwarf (red) (Airapetian et al. 2017a)

Theoretical models of XUV emission from planet hosting stars are based by multi-dimensional magnetohydrodynamic simulations of stellar coronae and winds driven by the energy flux generated in the chromosphere constrained by HST FUV and ground-based spectropolarimetric observations are in early phase of development. The first data driven 3D MHD model of the corona-wind system of a young solar twin star, k^1 Ceti, has recently been developed by Airapetian et al. (2018c).

While stellar chromospheric/coronal properties, such as X-ray emission, Ca II H&K are tracers of magnetic activity, they do not provide direct access to stellar magnetism. There are two different techniques mostly used to measure stellar magnetism, namely the Zeeman

broadening technique (ZB, Johns-Krull 2007) and the Zeeman Doppler Imaging technique (ZDI, Donati & Brown 1997). The ZB technique measures Zeeman-induced line broadening of unpolarized light (Stokes I). This technique is sensitive to the *total* (to large- and small-scale), unsigned surface field. The ZDI technique recovers information about the large-scale magnetic field (its intensity and orientation) from a series of circularly polarized spectra (Stokes V signatures). These techniques have their limitations. While ZB provides a measurement of the total field, it does not provide a measurement of the field polarity. On the other hand, while ZDI provides measurement of the field polarity, it does not have access to small-scale fields. For this reason, these techniques are complementary to each other (see, eg, Vidotto et al 2014).

Using ZDI magnetic maps, Vidotto et al (2014MNRAS.441.2361V) demonstrated that the average, unsigned large-scale magnetic field of solar like stars decay with age and with rotation (see also Petit et al 2008; Folsom et al 2018) as, respectively,

$$\langle |B| \rangle \sim t^{-0.655 \pm 0.045}$$

$$\langle |B| \rangle \sim P_{\text{rot}}^{-1.32 \pm 0.14}$$

These empirical trends provide important constraints on the evolution of the large-scale magnetism of cool stars. In particular, the magnetism-age relation (see Figure 7) presents a similar power dependence empirically identified in the seminal work of Skumanich (1972) and the magnetism-rotation relation suggests that a linear dynamo of the type $B \sim 1/P_{\text{rot}}$ is in operation in solar-like stars. As can be seen from Figure 7, these empirical relations contain significant spread. Part of this spread is due to magnetic field evolution on years, and sometimes only months, timescales, being caused, eg, by magnetic cycles.

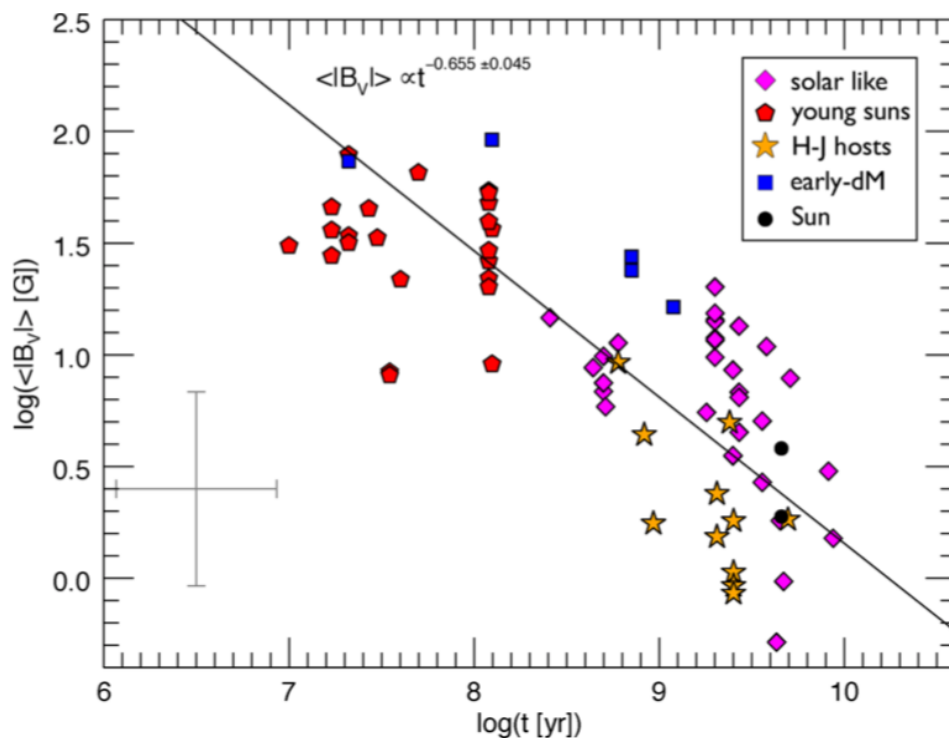


Figure 7: Empirical relation between the unsigned average stellar magnetic field (derived using the Zeeman Doppler Imaging technique) and age. Figure from Vidotto et al (2014).

Given that ZDI allows one to obtain the topology of the surface magnetic field, See et al (2015) investigated the energy contained in the poloidal and toroidal components of the stellar surface field. They found that the energy in these components are correlated, with solar type stars more massive than $0.5 M_{\odot}$ having $\langle B_{\text{tor}}^2 \rangle \sim \langle B_{\text{pol}}^2 \rangle^{1.25 \pm 0.06}$.

3.2. Superflares from Active Stars

Recent observations of stars of F, G, K and M spectral types in X-ray, UV and optical bands provide evidence of stellar flares with energy release 10 to 10,000 times larger than that of the largest solar flare (class X28 +) ever observed on the Sun and referred to as superflares

(Zhou et al. 2011; Schaefer et al. 2000; Walkowicz et al. 2011; Maehara et al. 2012; 2015; 2017). The energy of the smallest solar flare ever (a nanoflare which was recently detected by Focusing Optics X-ray Solar Imager (FOXSI) mission, Ishikawa et al. 2017) detected is 13 orders of magnitude smaller than the largest stellar superflare from active stars. Many lines of evidence suggest that solar flares are powered by magnetic reconnection of coronal magnetic fields emanating from the convective zone (Shibata and Magara 2011; Li et al. 2017).

This raises a fundamental question i.e. whether powerful stellar flares on magnetically active stars are also driven by magnetic energy release? If they are, then can we extrapolate statistics of white-light solar flares and its energy partition into different modes of energy release (direct heating, non-thermal energy of electrons and ions and kinetic energy of flows to 5 orders of magnitude? Because our understanding of the nature of solar flares is far from complete, we need to rely on statistical patterns observed for solar and stellar flares. Characterization of the frequency of occurrence of flares with energy may serve as one of such important discriminators. The measurements of solar hard X-ray (HXR) bursts obtained by the Solar Maximum Mission (SMM), radio and optical bands suggest that the differential flare frequency distribution follows a power law distribution

$$dN/dE = k_0 E^{-\alpha}$$

with power law index varying between -1.13 to -2 (Crosby et al. 1993). The data suggest that flare energy distribution in the optical band corresponds to $\alpha = -1.8$. This can be directly compared to recent optical observations by the Kepler mission of thousands of white-light flares on hundreds of G, K and M dwarfs (Maehara et al. 2012). The power-law index for superflares from both short- and long-cadence data, band corresponds to $\alpha = -1.5 \pm 0.1$ for flare energies from 4×10^{33} to 1×10^{36} erg (Maehara et al. 2015).

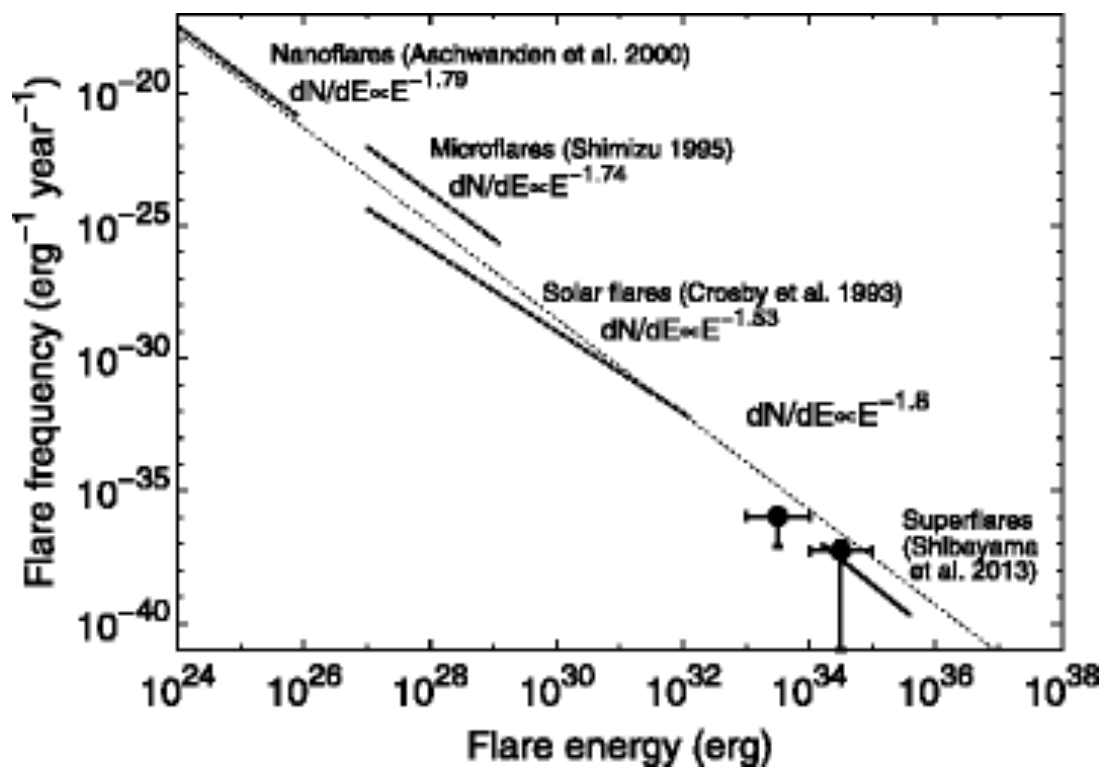


Figure 8. The power-law distribution of solar and stellar flares.

Figure 8 shows the frequency distribution for a range of flare processes: from the smallest solar flares to the most powerful stellar superflares. Filled circles indicate the frequency distribution of superflares on Sun-like stars (G-type main sequence stars with $P_{rot} > 10$ days and $5,800 < T_{eff} < 6,300$ K) derived from short-cadence data. Horizontal error bars represent the range of each energy bin. Bold solid line represents the power-law frequency distribution of superflares on Sun-like stars taken from (Shibayama et al. 2013). Dashed lines indicate the power-law frequency distribution of solar flares observed in hard X-ray (Crosby et al. 1993), soft X-ray (Shimizu 1995), and Extreme UV (EUV, the wavelengths between 10 nm to 120 nm)

(Aschwanden et al. 2000). Frequency distributions of superflares on Sun-like stars and solar flares are roughly on the same power-law line with an index of $\alpha = -1.8$ (thin solid line) for the wide energy range between 10^{24} and 10^{35} erg. Shibayama et al. (2013) found that superflares from young (0.7 Gyr) solar-like stars with the energy of 10^{34} erg occur at the rate of 0.1 event per day, which suggests that the frequency of superflares with energies $\sim 10^{33}$ erg (see Figure 8) is ~ 10 events/day. The event of the comparable energy was observed on September 1-2, 1859 by British astronomers Richard Carrington (Carrington 1859) and Richard Hodgson (Hodgson 1959) and was coined as the Carrington event.

As the Sun evolved to the current age, its flare frequency reduced dramatically to 1 event per 70, 500 and 4,000 years for the flare bolometric energies of 10^{33} , 10^{34} , and 10^{35} erg, respectively. Also, data suggest that the frequency of superflares strongly depends on the rotation period, P_{rot} (Notsu et al. 2013; Maehara et al. 2015; Davenport 2016). These frequencies are lower than the upper limits derived from radionuclides in lunar samples (Schrijver et al. 2012).

Besides the Carrington event, recent studies uncovered a number of strong flare events from the Sun's past. Possible solar superflare events could be associated with a rapid increase in the ^{14}C content of tree rings corresponding to A.D. 774 to 775 and around A.D. 993 to 994 (Miyake et al. 2012; 2013). The proton fluence associated with such events would be equivalent to solar flares with the energy of approximately 10^{34} ergs. The occurrence frequency of these events (two events in 270 years) is roughly comparable to the average occurrence frequency of superflares on Sun-like stars with the energy of 10^{33} to 10^{34} erg.

The frequency of stellar superflares also correlates with the effective temperatures of the star. Kepler data indicate that main sequence stars with lower temperature exhibit more frequent superflares. The frequency of superflares on K- and early M-type stars ($T_{\text{eff}}=4000-$

5000K) is roughly 1 order of magnitude higher than that on G-type stars (e.g., Candelaresi et al. 2014).

As described above, the flare frequency depends on the rotation period. On the other hand, Kepler data suggest that the bolometric energy of the largest superflare on solar-type stars does not depend on the rotation period (e.g., Maehara et al. 2012; Notsu et al. 2013). This implies that the slowly-rotating solar-type stars could exhibit superflares with the energy of 10^{34} - 10^{35} erg. Most of superflare stars show periodic brightness variations with the amplitude of $\sim 1\%$ due to the rotation of the star which suggest that the stars showing superflares may have large starspots on their surface. According to Shibata et al. (2013), the energy of the largest superflares is roughly proportional to $A_{\text{spot}}^{3/2}$ (A_{spot} : area of starspots), and large starspots with the area of $> 1\%$ of the solar hemisphere ($> 3 \times 10^{20}$ cm²) would be necessary to produce superflares with the energy of $\geq 10^{34}$ erg.

Existence of starspots on Kepler superflare stars are also supported from the follow-up spectroscopic observations (Notsu et al. 2015; Karoff et al. 2016). A recent statistical analysis of starspots based on Kepler data performed suggests that the magnetic activity pattern in terms of the frequency-energy distribution of solar flares is consistent with superflares detected on more active solar-like stars, which implies that the same underlying physical processes are responsible for solar and stellar flares (Maehara et al. 2017). Recent estimates of lifetimes and emergence/decay rates of large starspots on young solar type stars suggest that sunspots and large starspots share the same underlying processes (Namekata et al. 2018).

3.3. Winds from Active Stars

Stellar winds represent a fundamental property of stars on the cool side of the HR diagram. Our Sun, a typical G2V star, is a source of fast and slow coronal wind. The solar wind

forms a background for propagation of coronal disturbances including coronal mass ejections (CME) and solar energetic particle (SEP) events, and thus constitutes the major component of space weather. Remote sensing and in-situ measurements demonstrate that near solar minimum the solar wind has a bi-modal structure. The fast wind represents a high-speed (up to 800 km/s at 1 AU) low density ($1 - 5 \text{ cm}^{-3}$) outflow emanating from the lower solar corona around polar regions and is associated with unipolar coronal holes. The slow wind ($\sim 350\text{-}400 \text{ km/s}$) is a factor of 3-10 denser and forms above the low latitude regions associated with large-scale bipolar structures known as coronal streamers with the mass loss rate of $2 \times 10^{-14} \text{ M}_{\odot}/\text{yr}$ (McComas et al. 2007).

The solar wind has its origin in the solar corona, a magnetically dominated high temperature (1-2 MK) rarefied outermost layer of the Sun. The corona is a dynamic system that is powered by magnetic fields driven via convective plasma motions in the photosphere. Solar corona is heated through the dissipation of magnetic energy via small-scale magnetic reconnection (nanoflares, Parker 1988) or/and the energy in non-linear magnetohydrodynamic waves including non-linear *Alfvén* waves (McIntosh et al. 2011; Srivastava et al. 2017). The high temperature of the solar corona is the major cause of the slow component of the coronal wind, which becomes super-*Alfvénic* (wind speed exceeds the local *Alfvén* speed, V_A , within $\sim 10\text{-}20$ solar radii). The solar wind drags out the coronal magnetic field forming the magnetized heliosphere.

The magnetic field in the solar corona is organized into small (a few km) and large scale (comparable to the solar radius) structures, with their complexity varying with the solar cycle. Solar coronal holes appear as dark regions in X-ray and EUV images and represent the regions of the open magnetic flux with lower density and temperature plasma. The open magnetic flux and coronal structures evolve with the phase of the solar cycle running through the polarity flip every 11 years. During solar maximum coronal holes migrate from low

latitudes toward the equator with the progression of the solar cycle, while during solar minimum they can be mostly found in the polar regions (McIntosh et al. 2014).

Solar coronal streamers near solar maximum are mostly located near the polar regions of the Sun and can be described with higher magnetic multipole moments associated with coronal active regions in addition to the dipole component. During solar minimum, solar streamers are formed near the equator and are not associated with coronal active regions and can be described by mostly dipolar field component inclined 10 degrees to the solar rotation axis with the heliospheric current concentrated in the heliospheric current sheet above the dipolar magnetic field at $\sim 2.5 R_{\odot}$ (Zhao & Hoeksema 1996).

To describe the physics of the dynamic solar wind and the impact of the associated variable space weather on the Earth's magnetosphere, two major models have been developed in recent years. They include data driven global MHD models that describe the overall global structure of the solar wind and local models that incorporate the physical processes of heating and acceleration of the solar wind magnetized plasma with the initial state and boundary conditions not directly derived from observations (Ofman 2010). These models output the solar wind speed, density, temperature, turbulence and mass loss rate. Historically, the first thermally driven coronal solar wind model was developed by Eugene Parker (Parker, 1958). It could satisfactorily describe the slow solar wind component but fails to explain the fast wind component. In order to explain the fast wind component, an additional momentum term is required (Ofman and Davila 1998; Usmanov et al. 2000; van der Holst 2010; Airapetian et al. 2010; Airapetian and Cuntz 2015).

Recent measurements of surface magnetic fields, X-ray properties of the coronae from solar-type stars provided an opportunity to develop MHD stellar wind models. Recent MHD models of winds from young solar-type stars resembling our Sun in its infancy (Sternborg et al. 2011; De Nascimento et al. 2016; Airapetian & Usmanov 2016) suggest that young solar

wind was over 50 times more massive than the current solar wind. The later model by Airapetian and Usmanov (2016) incorporates the effects of thermal pressure and the magnetic pressure supplied by the upward propagating *Alfvén* waves excited by the photospheric convection. It treats the wind thermal electrons, protons and pickup protons as separate fluids and incorporates turbulence transport, eddy viscosity, turbulent resistivity, and turbulent heating and models the entire heliosphere (Usmanov et al. 2016; 2018). The model suggests that the young (at 0.7 Gyr) Sun's wind speed at 1 AU was twice as fast, one hundred times denser and five times hotter as compared to the current solar wind. The calculated mass loss rates from the evolving Sun are consistent with empirical range of mass loss rates derived by Wood et al. (2015) (see Figure 9).

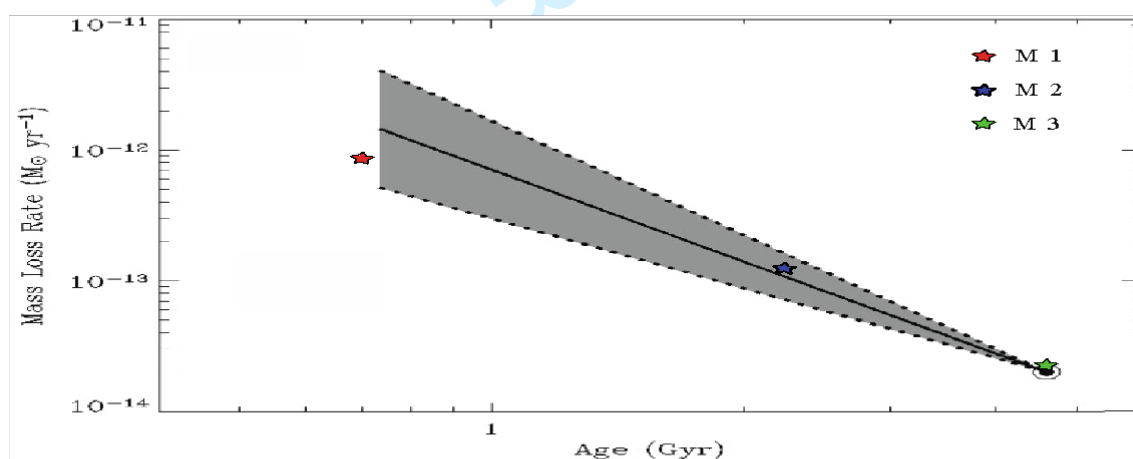


Figure 9. The model and empirical mass loss rates shown as the shadow region (Wood et al. 2005) from the evolving Sun. Red, blue and green stars show the model mass loss rates for the 0.7 Gyr 2.2 Gyr and 4.65 Gyr old Sun (Airapetian and Usmanov 2016).

Airapetian et al. (2018c) improved the young Sun's wind model by incorporating the photospheric magnetograms of the best known young Sun's proxy, *k¹ Cet*, and using data driven chromospheric parameters into the fully 3D MHD thermodynamic model, *AWSOM* (Alfvén Wave Solar Model) of the solar corona extending into the heliosphere. Figure 10 shows the steady state solution of global magnetic field of the star at two epochs, 2012.9 (left) and 2013.8 (right). The data driven solutions at two epochs shows that global magnetic corona undergoes significant changes from nearly dipole-like resembling the Sun's global field at solar minimum to a tilted dipole at 45 degrees with large (over 20%) contribution from the quadrupole component making the corona asymmetrical. Such coronal structure resembles the Sun's corona at the declining phase of solar maximum. Recently, Boro Saikia et al. (2015) used spectropolarimetric observations to derived evidence for full dipole flip during the magnetic cycle of K dwarf, 61 Cyg A.

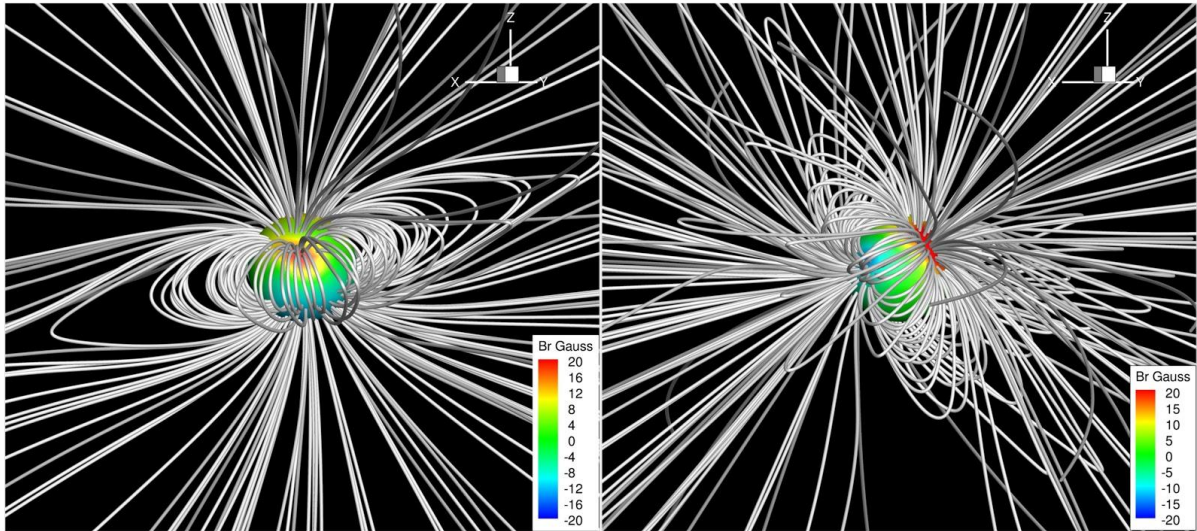


Figure 10. The evolution of the 0.7 Gyr Sun proxy's global magnetic field over the course of 11 months, at 2012.9 (left) and 2013.8 (right) (from Airapetian et al. 2018c).

The Poynting flux in *Alfvén* waves launched from the chromosphere was derived from HST observations of FUV chromospheric lines and ground-based spectropolarimetric observations of k^1 *Cet* (Airapetian et al. 2018c). The energy of upward propagated waves dissipates into heat forming a hot (6 MK) and dense corona that emits intensively in XUV band that are consistent with *XMM-Newton* observations of k^1 *Cet* (Güdel et al. 1997). The hot, dense and fast wind at the mass loss rate of ~ 100 times the current Sun's rate is driven by the combination of pressure due to *Alfvén* wave magnetic pressure and thermal conduction. The fast wind emanating from the polar regions interacts with slow wind associated with the streamer belt and forms co-rotating interaction regions (*CIRs*) that develop into shocks.

3.4. Coronal Mass Ejections from Active Stars

As discussed in Section 1.2, large solar flares are associated with powerful CMEs. Because eruptive events on solar-type stars are also driven by magnetic field energy, this begs the important question as to whether we can use correlations between X-ray flare fluxes and CME parameters to derive the properties of stellar CMEs, estimate their rates of occurrence and derive their observational signatures. Sub-section 1.5.1 discusses recent efforts in modeling CMEs on other stars from first principles and the model predictions of their properties. Sub-section 1.5.2 presents the summary of recent searches of CMEs and its methodology.

3.4.1. MHD Models of Stellar CMEs

Sudden eruptions on the Sun and solar-type stars occur due to the rapid release of free magnetic energy stored in the sheared and/or twisted strong fields typically associated with sunspots and active regions (e.g. Fletcher et al. 2011; Shibata & Magara 2011; Kazachenko et al. 2012; Janvier et al. 2015). Large flares are often accompanied by CMEs (Gopalswamy et al. 2005). Regardless of the specific details of the ideal or resistive instabilities that initiate the catastrophic, run-away eruption of CMEs, the relationship between the eruptive flare and its resulting CME is well understood (Forbes 2000; Zhang & Dere 2006; Lynch et al. 2016; Török et al. 2018; Welsch 2018; Green et al. 2018).

One such model for the initiation and launching of solar CMEs into the corona in global and local active region environments is the magnetic breakout model (Antiochos et al. 1999; DeVore & Antiochos, 2008; Lynch et al. 2008, 2009; Karpen et al. 2012; Masson et al. 2013). Lynch et al. (2016) have demonstrated that even in bipolar streamer distributions, the overlying, restraining closed flux is removed in a breakout-like way through an opening into the solar wind, thus enabling the eruption of low-lying energized flux. Therefore, the evolution

and interaction between the low-lying energized and overlying restraining fields are extremely important aspects of modeling eruption processes in solar and stellar coronae to correctly estimate the CME ejecta properties and energetics. Figure 11 illustrates recent ARMS 3D simulation results by Lynch et al. (2018) of a massive halo-type Carrington-class CME eruption based on the k1Cet magnetogram shown in the left panel of Figure 10. The entire stellar streamer-belt is energized via radial field-preserving shearing flows and the eruption releases $\sim 7 \times 10^{33}$ erg of magnetic free energy in ~ 10 hours (Lynch et al. 2008; 2018). Magnetic reconnection during the stellar flare creates the twisted flux rope structure of the ejecta and the ~ 2000 km/s eruption creates a CME-driven strongly magnetized shock.

The maximum increase in total kinetic energy during the eruption was $\sim 2.8 \times 10^{33}$ erg – on the order of the 1859 Carrington flare event. The meridional planes plot the logarithmic current density magnitude showing the circular cross-section the CME (Vourlidas et al. 2013) and representative magnetic field lines illustrate 3D flux rope structure.

The CME initiation model by Alvarado-Gómez et al. (2018) suggests that a solar-like star with the large-scale dipolar magnetic field of 75 G would confine impulsive coronal eruptions with energies less than 3×10^{32} ergs. These results imply that strong dipole fields on M dwarfs can confine CMEs with $E < 10^{34}$ ergs.

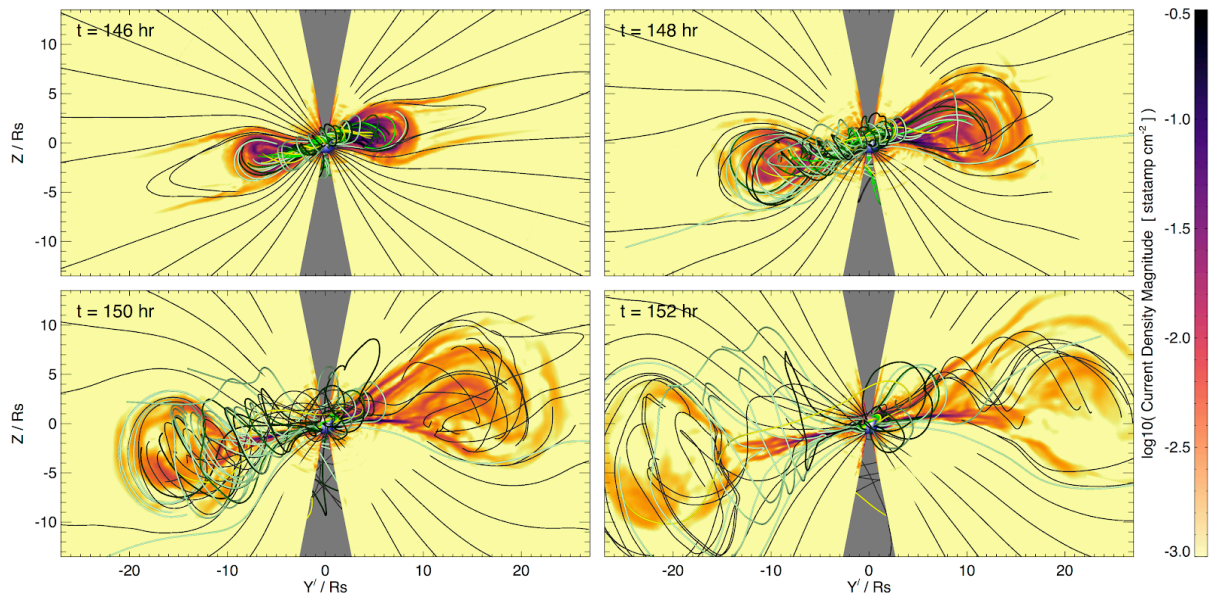


Figure 11. ARMS 3D simulation of a massive stellar coronal eruption initiated from the *k1Cet* magnetogram from the left panel of Figure 10. The contour planes show current density magnitude in the erupting flux rope (Lynch et al. 2018).

3.4.2. Search for Stellar CMEs

If we apply the empirical relationships solar energetic flares and associated CMEs (see Section 2.2), then stellar superflares should be associated with fast and massive CMEs from magnetically active stars. Can we observationally detect these large stellar CMEs? The three major observational techniques for detecting the signatures of stellar CMEs include a) Type II radio bursts; b) Doppler shifts in UV/optical lines, and c) continuous absorption in the X-ray spectrum. Type II radio bursts occur at the low frequency of < 30 MHz and drifts to the less than 1 MHz within a few minutes. The emission below 8-15 MHz cannot be detected from the Earth due to the reflection from the terrestrial ionosphere (Davies 1969). High velocity

outflows generated could also be signatures of CMEs with maximum velocities of 3000 km/s. A detection of a blue-shifted hydrogen and Ca II chromospheric lines during a superflare event with the energy of $> 10^{34}$ erg at the speed up to 5,800 km/s could be due to the ejected massive CME from M dwarf star, AD Leo (Houdebine et al. 1990). Franciosini et al. (2001) found evidence from excess amount of absorption of X-ray emission observed early in the flare from UX Ari. This absorption requires 5 times greater column density in neutral hydrogen that attributable to the interstellar medium on the line of sight. Favata & Schmitt (1999) discussed X-ray absorption observed during a superflare from Algol star as a signature of a giant CME. Recently, Moschou et al. (2018) have extended their suggestion to a CME model that can fit the statistical correlations of CME mass with flare X-ray fluence. Other possible signatures of solar and stellar flares are summarized in Table 1.

	Observational Signature	Seen in Sun?	Seen in Other Stars?
Flare	Nonthermal hard X-ray emission	Y	?
	Incoherent radio emission	Y	Y
	Coherent radio emission	Y	Y
	Far UV (FUV, 920 - 1200 Å) emission lines	Y	Y
	Hot blackbody optical-UV emission	Y	Y
	Coronal emission lines and continuum	Y	Y
	Optical/UV chromospheric emission lines	Y	Y

CME	Coronagraph measurements via Thomson scattering of photospheric photons off coronal electrons	Y	N
	Radio type II bursts	Y	Possibly
	High velocity outflows from escaping material	Y	Possibly
	Scintillation of background radio sources	Y	Possibly
	Coronal dimmings	Y	Possibly
	N_H increases in X-ray flare spectra	N	Possibly
	Pre-flare dips prior to impulsive phase	?	Possibly
	Effect of CMEs on stellar environment	Y	Possibly
	Flare/CME connections	Y	Y

Table 1: Comparison of observational signatures used to study flares and coronal mass ejections on the Sun and in aggregate across other stars.

It is evident that there is significant overlap between observational signatures of flares on the Sun and other stars, even if on closer examination the specific bandpasses and observing methods differ (e.g. spatially and temporally resolved solar observations versus spatially integrated temporal stellar observations). Osten (2016) discusses the observational perspective on stellar flares and what is known about stellar flaring events throughout the age of the Solar system. The comparison for coronal mass ejections shows significantly less overlap; this is due primarily to the much lower contrast of the ejected material compared to the stellar disk, and the need to disentangle any CME-related emission from flare-related emission in order to

attribute a signature entirely to a CME. To date, while there have been suggestions of ejections of CMEs in solar-type stars, these have generally been attributed to specific circumstances, such that the wider applicability is unknown. Osten & Wolk (2017) described the framework for finding and interpreting stellar CMEs, including a discussion of the observational signatures listed in the CME table above.

As discussed in the previous section, given that only energetic CME can be ejected into astrosphere, the frequency of CMEs on magnetically active stars should be reduced the by at least 1-2 orders of magnitude. Also, the expected radio frequency from shocks associated with energetic CMEs and superflares from magnetically active stars should be in the order of 10 MHz or lower (Lynch et al. 2018). This suggests that extended low-frequency observations are required to hunt for elusive stellar CMEs.

3.5 Trends in the Transiting Exoplanet Population Likely Driven by Space Weather

The recent completion of the NASA *Kepler* mission has left a legacy dataset that will provide results for many years. In its prime mission, *Kepler* detected thousands of exoplanets, with sizes smaller than Earth to larger than Jupiter, transiting a wide variety of stars. A key result enabled by *Kepler* was the first statistical sample of small ($R \leq 4 R_{\oplus}$), short period ($P < 100$ days), exoplanets with measured radii which allows for population studies. Spectroscopic measurements of the stars hosting these planets, along with precision distances from the ESA *Gaia* mission, allowed the radii of ~ 1000 of these planets to be constrained to a precision of 5% (Fulton et al. 2017, Fulton & Petigura 2018). Statistical analysis of the resulting high precision exoplanet sample revealed a bimodal radius distribution, with a population of rocky super-Earths and a population of gaseous sub-Neptunes separated by a gap in radius spanning approximately $1.5 - 2 R_{\oplus}$ (see Figure 12). The observed radius gap is striking and indicative

of the formation and evolution history of the planets. The shape of the distribution can be attributed to exoplanet atmosphere evolution under the influence of host star irradiation. Two important parameters that sculpt the distribution are host star mass and orbital separation. Both of these parameters are related to the X-ray and EUV irradiation history of the planet and are supported by the observed trend of a shift in the bimodal distribution toward smaller planets as host star mass decreases (and stellar activity increases, see Figure 12). This trend, the slope, and the width of the observed gap, are consistent with photoevaporation of atmospheres driven by host star irradiation as the dominant factor determining the radius distribution of small exoplanets. The observed radius trends are also in line with theoretical predictions of photoevaporative atmosphere loss (Lopez and Fortney 2013, Owen & Wu 2013, Fulton et al. 2017).

During its K2 mission, *Kepler* observed multiple fields around the Ecliptic plane that included populations of young stars. These included the Sco-Cen OB association (5 - 15 Myr), classic young open clusters like the Pleiades (125 Myr), the Hyades (600 - 800 Myr), and Praesepe (600 - 800 Myr), and isolated young stars in the Galactic field population

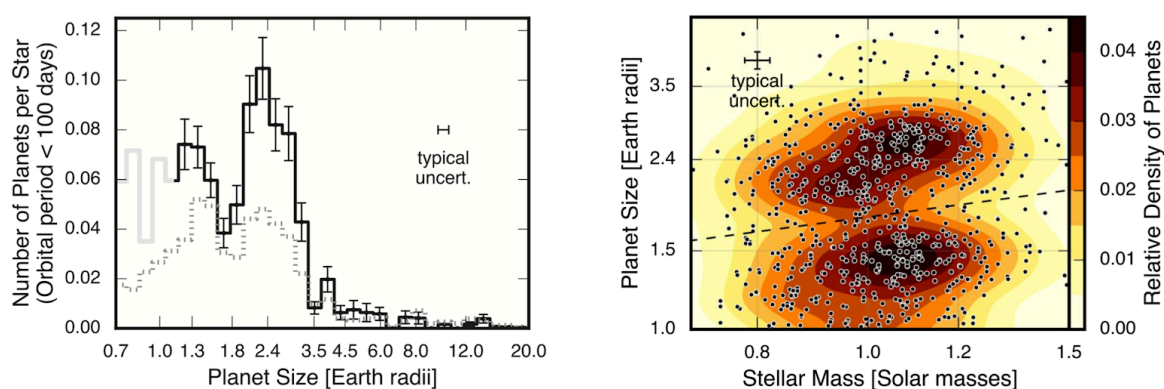


Figure 12. Left: Radius distribution of short-period transiting exoplanets from the *Kepler* prime mission. The solid histogram shows the radii of planets in a completeness corrected sample and reveals two populations and a significant gap. The gray curve is planets in regions

of poor completeness and the dotted line shows an arbitrarily scaled planet radius distribution prior to completeness corrections. Right: Two-dimensional representation of the planet radius distribution revealing that the observed bimodal population and radius gap tend toward smaller planets as host star mass decreases. These observed trends are consistent with irradiation driven photoevaporative mass-loss being the dominant factor in determining the radius distribution of small, close-in planets. Figure adapted from Fulton & Petigura (2018).

(David et al. 2018a and references therein). These observations yielded the first young transiting exoplanets and this small population revealed an interesting emerging trend: young planets appear anomalously large compared to other planets on short period orbits transiting older stars of similar mass (David et al. 2018b, see Figure 13). This trend is most pronounced for young planets transiting low-mass stars which are more active for longer periods of time than their higher mass counterparts. This may be indicative of ongoing, space weather driven radius evolution. In this scenario, photoevaporative mass-loss from host star irradiation is still sculpting the planet's atmosphere and it has not yet reached its final size. At the same time, these young planets may also still be undergoing radius evolution due to core cooling and contraction (Vazan et al. 2017). Further observations of young stars spread across the sky by the NASA TESS mission will provide more examples of young transiting planets and add to the currently small sample. Detailed study of individual systems and statistical analysis of a larger sample will shed light on this interesting emerging feature in the exoplanet population.

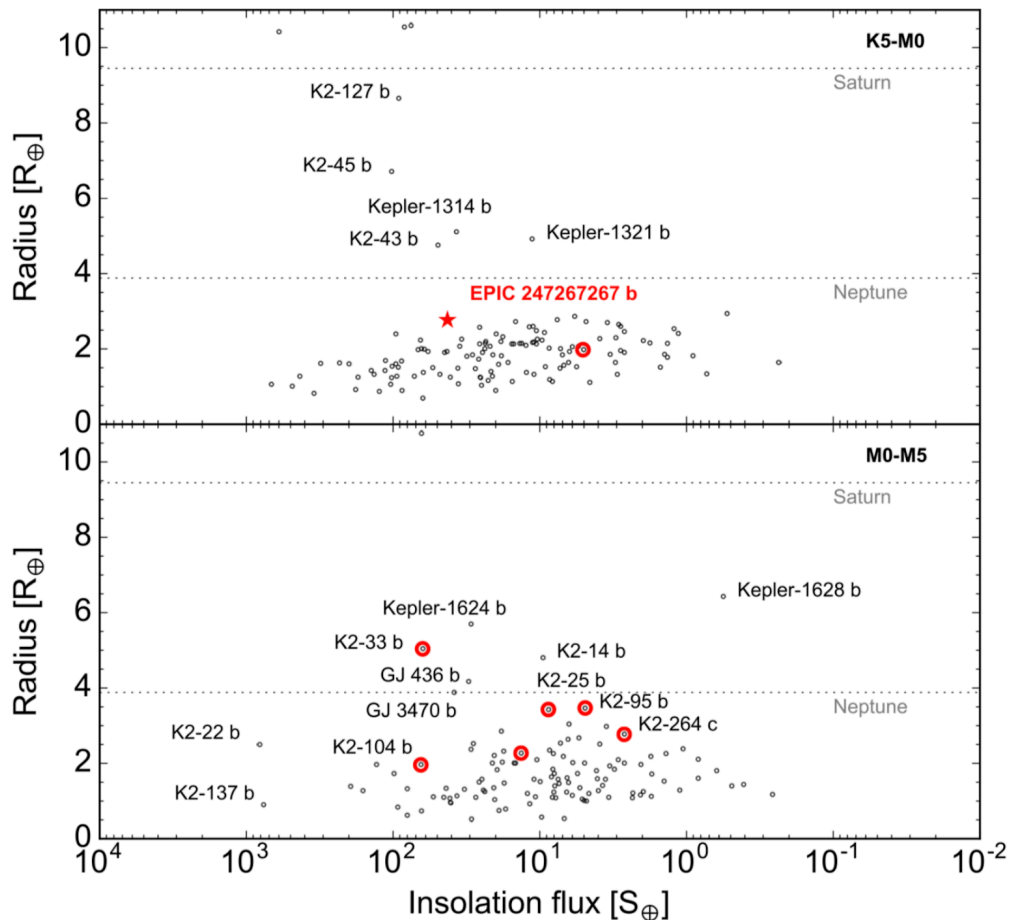


Figure 13. Insolation flux vs. planet radius for known exoplanets transiting sample K5 - M5 type host stars ($M = 0.7 - 0.1 M_{\odot}$). The flux received by the Earth from the Sun is 1. Young (< 1 Gyr) transiting planets discovered by the K2 mission are circled in red. These planets tend to have radii that are larger than planets transiting old stars of similar mass and receiving similar insolation flux. This emerging trend may indicate these young planets are currently undergoing photoevaporative radius evolution. Figure adapted from David et al. (2018b).

4. Space Weather Effects on the Atmospheres of Modern Earth, Venus and Mars

Distinguishing the different evolutionary pathways of Earth and its rocky neighbors, as well as for Earth-like planets - are central tasks in (exo)planetary science. Much is to be learned

by comparing the response of a rocky planet which features a magnetosphere (the Earth) to changes in stellar output compared with the responses of our weakly magnetized neighboring planets Venus and Mars (Brain et al., 2016). How Venus' climate evolved via a runaway greenhouse from earlier, potentially habitable conditions (Way et al., 2016) into its current extreme state (Bullock and Grinspoon, 2001) and the role played by the host star (e.g. Lammer et al, 2012, Chassefiere et al 2010) is a central issue of study. How and to what extent escape processes driven by stellar output drove atmospheric loss of the Martian atmosphere into its current cold, dry, dusty state is a key theme in Martian science (Jakosky and Phillips, 2001). Chemical responses of planetary atmospheres to space weather can be broadly split into two mechanisms - firstly due to enhanced radiation (e.g. EUV) which enhances e.g. photolytic destruction and secondly due to interaction of gas-phase species with high energy particles. Space plasma interaction responses can similarly be classified as either atmospheric ion erosion or sputtering of neutral atmosphere by the energized ions that are not on escape trajectories but instead deposit their gained energies into the upper atmosphere. But first it is useful to briefly consider the situation at the Earth for comparisons.

4.1. Modern Earth

Our planet, like all the other terrestrial planets in our Solar system, is exposed to the XUV and particle emissions from the quiescent and active Sun. The latter includes the solar wind plasma with its embedded magnetic fields. The extremes of these external influences occur in the forms of solar flares, CME (Coronal Mass Ejection) driven plasma and field enhancements proceeded by shocks, and the related solar energetic particles. In addition, galactic cosmic rays diffuse into the inner heliosphere and into the planetary atmospheres. Each of these has specific atmospheric (and related surface) influences, with those affecting Earth the most potentially

consequential for both our technological society and the biosphere. Such effects, which can also have evolutionary time scale influences of importance, can generally be classified into two main categories: Atmospheric erosion or loss to space that can become significant on long time scales, and atmospheric chemistry alterations, which can have both long and short-term impacts.

4.1.1 Space Weather Drivers of Earth Ionospheric Outflows

The contemporary flux of outflowing ions at high latitudes at the Earth is a combination of a light ion (Hydrogen and Helium ion) dominated ‘polar wind’ and heavier ion outflows composed mainly of oxygen ions associated with auroral activity (Yau and André, 1997) that is of most interest here. The estimated integrated oxygen ion outflows are of the order 10^{24} s^{-1} for low geomagnetic activity and 10^{26} s^{-1} for high activity. For the Earth, the solar wind does not interact directly with the ionosphere because of the presence of a planetary scale magnetic field. Nevertheless, the solar wind does interact with the Earth’s magnetosphere, primarily through magnetic field reconnection. This allows solar wind momentum and energy to be coupled into the magnetosphere, and affect the high latitude ionosphere, mainly in the auroral zone and cusp region (e.g. see Moore et al., 2010 and references therein). The latter is the more direct point of entry for solar wind-related energy fluxes, be they particle or electromagnetic energy fluxes. This was explored by Strangeway et al. (2005) using data from the Fast Auroral Snapshot (FAST) Small Explorer. FAST acquired data from a high inclination elliptical orbit with apogee around 4000 km altitude. Strangeway et al. (2005) derived scaling laws that related Poynting flux (electromagnetic energy) and precipitating auroral electron fluxes (particle energy) to ion outflows. This analysis was extended by Brambles et al. (2011) to include the effects of Alfvén waves, which are an additional source of electromagnetic energy flux. The

connections explored by Strangeway et al. (2005) and Brambles et al. (2011) are illustrated in *Figure 14*. Moore and Horwitz (2007) also explored these connections with numerical simulations as a means of understanding and interpreting the global picture of the various processes at work that lead to the heavy ion energization and escape.

The upper part of *Figure 14* shows parameters measured above the ionosphere (in green), as well as the type of connection: correlated (magenta arrows) or possibly causal (open blue arrows). As an example of a possible causal relation, Alfvén waves could contribute to the Poynting flux into the ionosphere (left-hand path) or to enhanced precipitating electron fluxes (right-path). It is known that some form of heating is required for upwelling ions to escape (the escape energy for oxygen ions at the Earth is ~ 10 eV, at least an order of magnitude larger than the temperature of upwelling ions). Since the Poynting flux is carried by field-aligned currents (FACs), it is also possible that the FACs could contribute to heating via a current driven instability, while the precipitating electrons may also be a source of free energy for wave instabilities.

The lower half of *Figure 14* shows how the incoming energy fluxes can result in outflows. For the left-hand path the electromagnetic energy results in Joule dissipation that heats the ions in the ionosphere, increasing the scale-height, so that more ions upwell to altitudes where waves can heat the ions, allowing them to escape. The right-path corresponds to electron precipitation that increases the ionospheric electron temperature. The resultant ambipolar electric field also increases the ionospheric scale height. Moore and Horwitz (2007) explored these connections, using numerical simulations to understand and interpret the global picture of the various processes at work that lead to the heavy ion energization and escape.

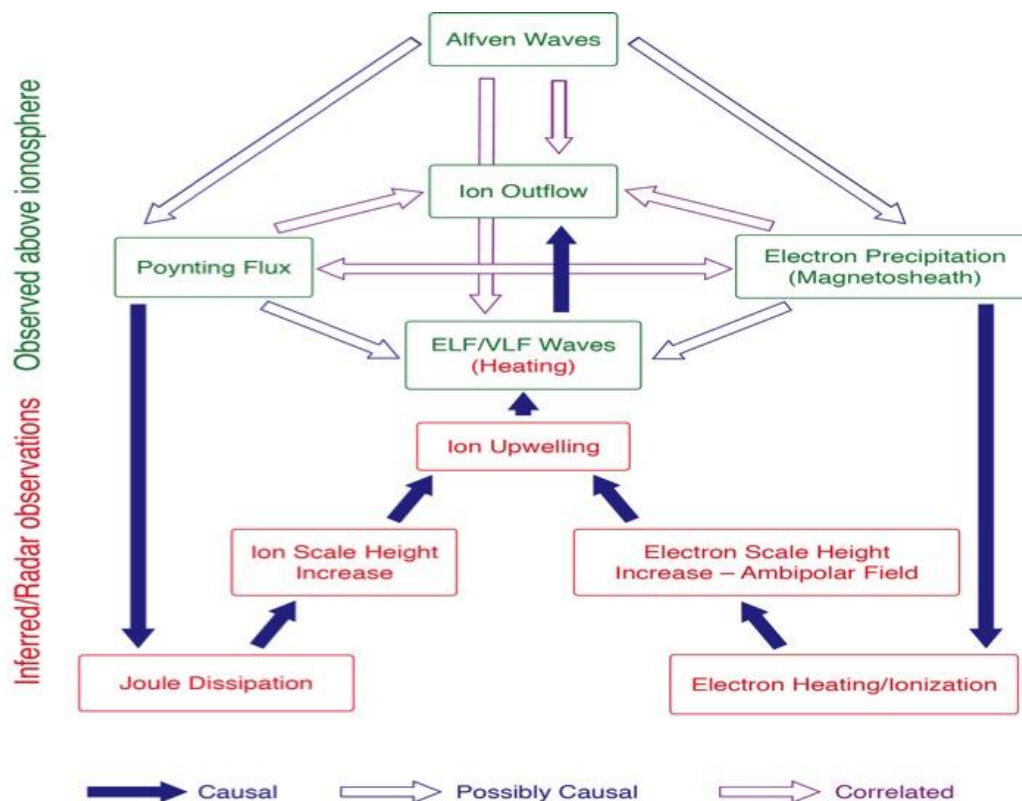


Figure 14. Connections between input energy fluxes and outflowing ions as explored by in situ measurements above the ionosphere (after Strangeway et al. 2005, with the addition of Alfvén waves as an energy source).

Much like the solar wind interaction with the unmagnetized planets, the ultimate energy source to drive the ionospheric outflows at the Earth is the solar wind. But what is less clear is how efficiently that energy is coupled to the ionosphere. The planetary magnetic field inhibits any direct interaction with the ionosphere, but also makes the planetary obstacle much larger, with an effective radius of the order 10 Earth radii. At the same time, the amount of energy available to drive outflows depends on the highly variable reconnection efficiency. The Earth's magnetic field also results in any energy from the solar wind being mainly directed to the polar ionosphere. Whether or not the outflowing ions ultimately escape the magnetosphere depends on their transport through the magnetotail lobes. The ions could escape downtail, or be convected into the plasmashet where they are then transported sunward. Kistler et al. (2010)

have reported escaping fluxes of the order 10^{24} s^{-1} far downtail, and they argue that most of the outflowing ions are transported to the plasmashet. But even then some of the ions could escape through transport to the dayside magnetopause. Fuselier et al. (2017) has shown that ions of ionospheric origin are transported to the dayside magnetopause, although the mass density of these ions is a small fraction of the magnetosheath plasma mass density.

The question for planetary atmospheric erosion through ionospheric escape is how do the ionospheric rates for the magnetized and unmagnetized planets vary as a function of the drivers, such as the solar wind dynamic pressure and solar EUV, and what role does a planetary scale magnetic field have in enhancing or inhibiting ionospheric outflow and loss? It may be purely coincidence that planetary outflow rates for Venus, the Earth and Mars are of the same order of magnitude. But determining if this is the case requires developing a detailed understanding of the various processes involved, and including such processes in models that allow us to explore parameter regimes including those corresponding to the early Solar system.

4.1.2 Space Weather Effects on the Chemistry of Earth's Ionosphere-Thermosphere System.

SEP events represent protons and heavy ions with energies from MeV to tens of MeV for gradual events lasting for days and from tens of MeV to several hundred MeV for impulsive events lasting for hours. These types of events are often associated with large solar flares and CMEs. At Earth, similarly energetic particles occupy the radiation belts, which are perturbed (both enhanced and depleted) as a part of the related geomagnetic activity. The Energetic Electron Precipitation (EEP) events are divided into three categories based on their origin of precipitation and energy: a) low energy electrons (LEE, $< 30 \text{ KeV}$), b) medium energy

electrons (MEE, 30–300 KeV), and c) high energy electrons (HEE, 300 KeV to several MeV). The LEEs reside in the magnetosphere, whereas MEE and HEE are trapped in the outer Van Allen radiation belt, from where they precipitate into the atmosphere during geomagnetic storms and sub-storms (*Sinnhuber et al.*, 2012). The LEEs affect the atmospheric ion chemistry > 90 km, the MEEs affect the atmospheric ion chemistry between 70 and 90 km (*Egorova et al.*, 2011), and the HEEs affect atmospheric chemistry < 70 km at middle and high latitudes (*Mironova et al.*, 2015). Finally, the galactic cosmic rays (GCRs) originate from outside of our Solar system and consist of high-energy protons with energies ranging from ~1 MeV up to $\sim 10^{15}$ MeV (*Mironova et al.*, 2015). They are the main source of ionization between 3 km and 40 km. Due to geomagnetic field cutoffs that reduce the access of the lower energy galactic cosmic rays to low-to-mid latitudes, the maximum ionization occurs at around 10 km at the poles and gradually decreases towards the equator (*Usoskin et al.*, 2010). These cutoffs also affect the access of solar energetic particles to the atmosphere. The ionization rate by GCRs is about three orders of magnitude compared to the rest of the EPP events.

EPP events affect the middle-to-upper atmosphere at middle-to-high latitudes by modulating the local atmospheric ion chemistry by increasing the local ionization rate (*Wissing and Kallenrode*, 2009). EPPs produce odd hydrogen ($\text{HO}_x = \text{H}, \text{OH}, \text{HO}_2$), odd nitrogen ($\text{NO}_x = \text{N}, \text{NO}, \text{NO}_2$) as well as chlorine compounds, which destroy the upper stratospheric and mesospheric ozone (O_3) through a series of catalytic chemical reactions. These processes have been extensively studied using observations, theoretical approaches and modeling, e.g., (*Rusch et al.*, 1981; *Solomon et al.*, 1981; *Jackman et al.*, 2005, 2006, 2011; *Verronen et al.*, 2006, 2007, 2011; *Seppala et al.*, 2006; *Damiani et al.*, 2008, 2010; *Verkhoglyadova et al.*, 2015, 2016). The lifecycle of HO_x is very short (minutes to hours) in the middle atmosphere compared to the NO_x lifecycle (months to years). This has further repercussions on the Earth's thermal properties that in turn influence global circulation properties, as we detail below.

In the mesosphere, below 80 km, HO_x species can be formed through positively charged O₂⁺ ions that are produced during EPP. These ions interact with water molecules via O₄⁺ to create heavier hydrated O (H₂O) ions, which eventually recombine with an electron to convert one water molecule into two odd hydrogen species (OH and H) (Rusch *et al.*, 1981) that destroy O₃ via: OH + O₃ → HO₂ + O₂. Aside from ion reactions, HO_x compounds are also produced via water vapor photolysis (H₂O + *hν* → H + HO) and oxidation (H₂O + O(¹D) → 2OH). Dissociation and dissociative ionization of N₂, during EPP events, also produce NO_x species via a series of ion chemistry reactions. Firstly: N₂⁺ + O → NO⁺ + N(²D). The positive NO⁺ then reacts with an electron to produce ground state nitrogen and atomic oxygen via: NO⁺ + e⁻ → N(⁴S) + O, as well as an excited nitrogen atom and molecular oxygen via: NO⁺ + e⁻ → N(²D) + O, which further produce NO_x species via: N(²D) + O₂ → NO + O. Mesospheric O₃ is primarily destroyed via: NO + O₃ → NO₂ + O₂, although O₃ depletion via NO_x at mesospheric altitudes is not as effective as via HO_x. Contrary to HO_x, the longer-lived, mesospheric-produced NO_x species can descend into the upper stratosphere (Solomon *et al.*, 1982; Russell *et al.*, 1984; Randall *et al.*, 2007) through the polar vortex during high latitude winter (in the absence of sunlight, when the NO_x lifetime is particularly long), destroying upper stratospheric O₃ during spring via: NO + O₃ → NO₂ + O₂. Meteorologically, the depletion of mesospheric O₃ and H₂O vapor during EPP events reduces the local heating rate that alters the thermal wind balance, which changes the filtering of mesospheric gravity waves. This causes weaker air ascent and a reduced adiabatic cooling. Evidently, EPP events influence the background atmospheric conditions, which are directly related to numerous atmospheric phenomena such as, mesospheric cloud formation (during summer solstice), circulation, and dynamics.

In the upper stratosphere, only very high-energy EPP events directly produce HO_x and NO_x species to catalytically destroy O₃. In the middle and lower stratosphere, where direct SEP production of HO_x and NO_x species is rare, the primary source of O₃ depletion proceeds mainly

via NO_x species that are dynamically transported downwards from the mesosphere lower thermosphere region. The barrier to mixing at the edge of the polar vortex acts as a containment vessel for NO_x species. During the season of the polar vortex, cold temperatures favor heterogeneous chemical reactions on the surface of polar stratospheric clouds, which are extremely important in ozone depletion during winter. One of the most important chemical pathways through which ozone is destroyed inside the polar vortex is the liberation of highly reactive chlorine and bromine forms from their reservoir species via: $\text{ClONO}_2 + \text{HCl} \rightarrow \text{Cl}_2 + \text{HNO}_3$. While chlorine is being released into the atmosphere, the reactive odd nitrogen species (NO_x) are locked up as non-reactive HNO_3 and cannot deactivate chlorine. Thus, the chlorine is free to destroy ozone at an extremely efficient rate via the Cl_x catalytic cycles. After the polar vortex starts dissipating at the beginning of spring, in the presence of sunlight, the unreactive nitrogen reservoir species (e.g., HNO_3 , N_2O_5) are transformed into NO_x which is released into mid and lower latitudes in the stratosphere destroying the middle and lower stratospheric O_3 via the catalytic NO_x cycles. The *World Meteorological Organization* (WMO) (2014) assessment provides an in-depth overview of processes affecting ozone in Earth's atmosphere. Since O_3 regulates the vertical thermal structure of the stratosphere globally, fluctuations in its concentration induce temperature gradients, which alter the zonal, meridional, and vertical winds that drive global circulation and dynamics. Now that we have established the link between EPP events and the physical-chemical pathways through which they could affect atmospheric composition and thermodynamics, we provide a quantitative description of their impact in the terrestrial atmosphere over short and long timescales.

In the mesosphere, satellite observations (*Jackman et al.*, 2005) and model simulations (*Jackman et al.*, 2008) showed >30% decrease in O_3 in the polar cap regions (> 60° geomagnetic latitude) during the October–November 2003, during strong solar proton events (SPEs). *Andersson et al.* (2014), using satellite observations, showed as high as 90%

mesospheric O₃ depletion between 60 and 80 km at geomagnetic latitudes 55–65° N/S, during EEP events. In the stratosphere, at high latitudes, modeling studies showed 10-30% O₃ reduction due to SPEs (*Semeniuk et al.*, 2011) and EEP events (*Rozanov et al.*, 2005). It was found in the late 20th century that O₃ was the primary driver of the observed poleward shift of the summer tropospheric jet, which has been linked to changes in tropospheric and surface temperatures, clouds and cloud radiative effects, and precipitation at both middle and low latitudes (*Previdi and Polvani*, 2014). *Rozanov et al.* (2005) found a 2.0 K cooling in the polar middle stratosphere in response to energetic electron precipitation. *Calisto et al.* (2012) simulated 3.0 K cooling at 60 km in a possible SPE Carrington-like scenario. EPP events introduce temperature gradients at stratospheric altitudes between the equator and the poles in both hemispheres, which cause acceleration of the meridional winds. To achieve thermal wind balance, the zonal winds accelerate (*Limpasuvan et al.*, 2005) by up to 5.0 m/s (~ 20% of the background wind) (*Calisto et al.*, 2012). Stronger zonal winds lead to a more stable polar vortex (*Seppälä et al.*, 2013) (defined as a large-scale low-pressure area that rotates counter-clockwise in the NH and clockwise in the Southern hemisphere (SH) with its base in the upper troposphere extending up to the upper stratosphere). The polar vortex vertically transports HO_x and NO_x and other chemical species (including greenhouse gases such as, water vapor) and affects the mesospheric (*Baumgaertner et al.*, 2011) and tropospheric (*Limpasuvan et al.*, 2005) wind speed patterns.

Although all the studies mentioned above provide an example of how EPP events could influence the terrestrial atmosphere over short-term timescales (days to months), recent studies have started investigating long-term effects of the EPP events. *Andersson et al.* (2014) showed that the integrated effect of short-term events occurring in high frequency leads to long-term effects after observing 34% mesospheric O₃ variations over a solar cycle between 2002 and 2012. They identified the continuous LEE precipitation as the missing link in the Sun-Climate

system. Whether the longer-term trend of frequency, strength, and scale of temporary changes have any impact on atmospheric composition and thermodynamics still remains a question under investigation (NRC, 2012). Future detailed analyses are required in order to define the coupling processes through which EPP events may influence the terrestrial atmosphere over short and long timescales. Efforts towards this investigation are currently being made by the Intergovernmental Panel on Climate Change (IPCC), which has recognized the possible role of EPPs in global atmospheric variability, and efforts are already underway to include detailed EPP-ozone ion chemistry in the next Coupled Model Intercomparison Project Assessment Report Phase 6 (CMIP6) (Matthes *et al.*, 2016). EPP is a very important factor in the dynamics of Earth's middle atmosphere and is known to induce thermodynamic effects there. We suggest that the particle radiation environment can also influence the dynamics of exoplanetary atmospheres, and ultimately can affect atmospheric escape, hence the evolution of an exoplanetary atmosphere and its long-term variability. There is a strong need to develop pathways to estimate EPP input based on specific stellar environment and extend our knowledge of stellar flares and CME-like eruptions. To estimate EPP effects we need to adapt an atmospheric ionization model to exoplanetary middle atmospheres by incorporating flexible atmospheric chemistry modules suitable for target exoplanets. Establishing such dynamical exoplanetary atmosphere models will aid our understanding of potential biogenic zones and habitability of exoplanets.

For the past 16 years (and counting), NASA's TIMED satellite has been observing Earth's thermosphere and mesosphere, offering unique, unprecedented views of the response of the atmosphere to space weather events. Of particular interest has been the observations of infrared radiative cooling of the atmosphere by the nitric oxide (NO) and carbon dioxide (CO₂) molecules by the SABER instrument (Mlynczak, 1996, 1997; Russell *et al.*, 1999). Shortly after the launch of the TIMED mission in December 2001, SABER observed the first of many

geomagnetic storm events in April, 2002. *Mlynczak et al.* (2003, 2005, 2007, 2010, 2015, 2016) demonstrated the role of infrared radiation from NO as a “natural thermostat,” effectively serving as the conduit by which geomagnetic storm energy is lost from the atmosphere, allowing it to return to its pre-storm state in a matter of a few days. *Mlynczak et al.* (2017) have shown that for a number of strong storms observed by SABER, approximately 2/3 of the storm energy is radiated in the mid-infrared band by NO molecules, with the other 1/3 radiated by CO₂ molecules. The strongest of these infrared, storm-generated signals approach 3 terawatts (globally integrated total). Around younger, more active stars, the total infrared signal may be significantly higher. The infrared signatures of NO, CO₂ (and also hydroxyl, OH, and electronically excited O₂, O₂(¹D)) are essentially “beacons of life” from exoplanets around young stars that may be readily observed on future space-based and ground-based telescopes (*Airapetian et al.*, 2017). Observations of these infrared emissions confirm the existence of nitrogen, carbon, oxygen (both atomic and molecular), and hydrogen within an exoplanet’s atmosphere. The relative abundances of these in an exoplanet could be compared to those on Earth, providing powerful evidence for habitability and the probability of life.

4.2. Modern Venus and Mars

One of the striking phenomena observed by spacecraft orbiting Venus and Mars is the apparently continuous escape of atmospheric ions. In particular, oxygen ions, which are often taken to be a proxy for water, are observed with planetary escape rates of the order 10^{24} - 10^{25} s⁻¹ (Brain et al., 2017), similar to the oxygen ion escape rates for Earth. This is of particular interest because both of these planets lack a global-scale magnetic field, and so the solar wind can interact directly with the planetary upper atmosphere and ionosphere. It has been argued that one of the primary controlling factors for the ion loss rates in the direct solar-wind -

ionosphere interaction is the solar wind dynamic pressure (Strangeway et al., 2010), and this has been recently verified through MAVEN observations at Mars (Dubinin et al., 2017). Another controlling factor appears to be solar EUV flux (e.g., Lundin et al., 2007; Dubinin et al., 2017).

Space Weather at Modern Venus. Of all other planets, Venus is in many ways the most Earth-like, with comparable surface gravity, a substantial atmosphere, and once orbited within the habitable zone of its star (Way et al. 2016). However, Venus differs from Earth in one important respect: it has essentially no intrinsic magnetic dipole field (Smith et al., 1965, Phillips and McComas 1991), and thus the fundamental way it interacts with the Sun is very different from Earth's interaction. Without a magnetic field, the primary obstacle to the solar wind at Venus is the thick, conductive ionosphere. Interplanetary magnetic field (IMF) advecting with the solar wind penetrates the ionosphere and induces a current within, resulting in the generation of an induced magnetosphere (see, e.g. Zhang et al, 2008, and references therein). This induced magnetic field is an obstacle to the supersonic and super-Alfvénic solar wind, and thus a bow shock and magnetosheath are generated upstream of the ionosphere (Russell et al., 1979). The induced Venusian magnetosphere is an order of magnitude smaller than the Terrestrial intrinsic magnetosphere, with a sub-solar stand-off distance of the bow shock of ~ 1.5 Venus Radii ($R_V = 6,052$ km) (Slavin et al., 1980), as opposed to the ~ 15 Earth Radii ($R_E = 6,371$ km) (Fairfield, 1971). Inside the Bow Shock is a turbulent region of shocked solar wind, which for consistency with other planets we shall refer to as the Magnetosheath (but is sometimes referred to as an "Ionosheath" in the literature). The boundary between the magnetosheath and ionosphere where pressure balance is found between the incident solar wind pressure and the ionospheric (thermal plasma plus magnetic) pressure is typically referred to as the "Ionopause", although other boundary features in the vicinity have been given various

names including “Magnetic Pileup Boundary”, “Ion Composition Boundary”, “Photoelectron Boundary”.. At solar maximum, the ionospheric pressure typically dominates and fully stands off the solar wind, in which case the ionosphere is largely “unmagnetized” (unlike Mars). However, when solar EUV flux is low or the solar wind dynamic pressure high, the interplanetary magnetic field (IMF) is able to penetrate and enter the ionosphere which becomes “magnetized” (e.g. Angsmann et al., 2011).

Observations (e.g. Strangeway and Crawford, 1995, Crawford et al., 1998) and simulations (Omidi et al., 2017) of the Venusian interaction with the solar wind have revealed that, as at Earth, upstream from the Venusian bow shock lies a turbulent region magnetically connected to the bow shock known as the foreshock. Observations revealed the Venusian foreshock to be a miniaturized version of Earth’s, full of the same wave-generating and particle-energizing plasma phenomena (e.g. Collinson et al. 2014). Without a magnetic field for protection, it has been hypothesized that such foreshock phenomena can directly impact the upper ionosphere.

The effects of transient space weather events such as Interplanetary Coronal Mass Ejections (ICMEs), Flares, and Corotating Interaction Regions (CIRs) are much different at Venus than at Earth. Our understanding of the impact of space weather at Venus can be broken down into a few categories related to the effects of enhanced solar wind pressure, increased planetary ion energization and outflow, and effects of related particle precipitation into the atmosphere

The responses of the Venusian ionosphere to perturbations by the solar wind have been an active topic of research since the Mariner Probes. Between the Mariner 5 and Mariner 10 flybys of Venus the magnetopause was observed to be significantly compressed (500km, versus 250 km), which was thought to be a result of changes in solar wind conditions (Bauer and Hartle, 1974). The ionospheric magnetization events observed on the Pioneer Venus

Orbiter (PVO) (e.g. Luhmann and Cravens, 1991) occurred during periods following ICME impact when post- shock enhancements of solar wind dynamic pressure pass by. Theoretical analysis of the magnetization showed that when the ionopause altitude is lowered to the vicinity of the exobase, collisional diffusion of the sheath field into the ionosphere occurs. More recently Vech et al. (2015) used Venus Express observations to investigate the impact of 42 strong interplanetary coronal mass ejections on Venus. Most of these CMEs drove interplanetary shocks, which were found to significantly enhance the strength of the magnetic field in the Magnetosheath. The bow shock position was found to be significantly expanded during passages of magnetic clouds. Both Collinson et al, (2015) and Vech et al. (2015) found that the dayside ionopause was not significantly depressed by ICME impact, although Vech et al. (2015) found that the nightside ionosphere was significantly disturbed. This observation was likely related to the known lower limit on ionopause compression of ~250 km (subsolar) observed on PVO (e.g. Phillips et al., 1982; Luhmann et al., 1986). Regardless of the solar wind pressure the ionosphere production continues unabated, thus maintaining a basic profile by virtue of photoionization and recombination in the atmosphere.

Based on data from NASA's Pioneer Venus Orbiter (PVO) neutral mass spectrometer (ONMS), Luhmann et al., (2007) suggested that the passage of an ICME also enhanced the outflow of O^+ suprathermal ions by as much as 2 orders of magnitude. On the other hand, case studies by Luhmann et al., (2008) and McEnulty et al., (2010) based on Venus Express observations suggested escaping energetic pickup ions were accelerated to higher energies at lower altitudes during ICMEs, but with no apparent increases in fluxes than at the energies and in the cases they studied. Edberg et al. (2011) made a statistical study of the impact of 147 CIRs and ICMEs, including the lower energy planetary ions, and found escape rates were enhanced by a factor of 1.9 during their passage. More recently, Collinson et al (2015) studied the impact of a slow ICME on Venus (convecting with the solar wind with no interplanetary

shock), concluding that even weak ICMEs with no driving shocks can increase atmospheric loss rates at Venus and suggesting that the orientation of the Interplanetary Magnetic Field (IMF) may be a factor in atmospheric escape rates. One important point to note about Venus is that, similar to Earth's case, energization via solar wind interaction-related processes is required to bring heavy ions like oxygen up to at least the escape velocity of ~ 10 km/s. While polarization electric fields and other mechanisms such as charge exchange with solar wind protons may affect its hydrogen budget, the solar wind interaction may be a key factor in determining Venus's oxygen (and therefore possibly water) loss to space.

Other studies of space weather effects at Venus have focused on atmospheric ionization and chemistry effects from the impact of high-energy particles, including those that come from interstellar space, and those accelerated in association with ICMEs. Nordheim et al., (2015) simulated the interaction of both galactic cosmic rays and solar energetic particles (SEPs) with the Venusian atmosphere. Such particles are the main ionization source in Venus' atmosphere below ~ 100 km (Borucki et al., 1982, Nordheim et al., 2015) with a peak in the ion concentration occurring at 60-65 km and ion production rates ranging from $1-10^5$ $\text{cm}^{-3}\text{s}^{-1}$ depending on the solar cycle phase. That work discussed the chemical formation and propagation mechanisms for atmospheric ions induced by high energy particles. They suggested that the primary ions formed in Venus' thick, CO_2 -dominated atmosphere are: CO_2^+ , CO^+ and O^+ , which are quickly converted into secondary ions and ion clusters. Diffuse auroral UV emission was detected on the nightside of Venus by PVO's ultraviolet spectrometer in association with the apparent passage of an ICME solar wind pressure enhancement (Phillips et al., 1986). More recently, ground-based observations of Venus' oxygen green line nightglow emissions by Gray et al., (2014) found that they were associated with the passage of ICMEs or the related SEP influxes, and are probably a result of enhanced solar wind electron precipitation.

Many details of the consequences of space weather at Venus still remain to be explored. For example, effects of particle precipitation on cloud nucleation has been considered for Earth but not for Venus, where the external energetic particle fluxes have relatively global access to the atmosphere. Similarly, the effects on atmospheric chemistry of the deep ionization related to both solar flare XUV enhancements and the energetic particles is not understood beyond the model calculations described above. In addition, it has been suggested that sputtering of the atmosphere by precipitating energetic ions at Venus can enhance the escape of heavy neutral species (Curry et al. 2015b). Yet sputtering under normal circumstances today is expected to be fairly weak in terms of its contribution to the exosphere. Whether this situation changes during major space weather events is unknown, in part because of the difficulty of detecting sputtering effects in the presence of all of the other processes (e.g. hot oxygen corona formation by dissociative recombination). It may be timely to revisit the archives of Venus mission data and other observations toward putting together a more comprehensive picture of space weather storms at Venus. One other consideration is that space weather impacts cannot be considered in isolation of other events that may occur at modern Venus, such as volcanic eruptions, comet impacts (Gillmann et al. 2016), or even normal weather including storms and lightning (Hart et al. 2018). As at Earth, there are many couplings between the lower and upper atmospheres that can affect our interpretations and the outcome(s) of space weather events.

Space Weather Effects at Modern Mars. With the availability of results from the MGS, Mars Express, and MAVEN missions, Mars is now known to have a particularly complicated ‘hybrid’ solar wind interaction that exhibits both some characteristics of an induced magnetosphere like that of Venus, and magnetospheric phenomena as well. Its distributed, generally small scale crustal magnetic fields are strongest on one face of the southern hemisphere, making it an asymmetric magnetosphere as well. While the outer part of the

interaction, consisting of the bow shock and magnetosheath, appear almost Venus-like in scale and phenomena, the ‘obstacle’ of Mars, including its magnetotail, is a combination of induced magnetosphere-like draped fields, and ‘closed’ and ‘open’ field topologies that are in a constant state of reconfiguration as both external solar wind conditions vary and the planet, with its nonuniform crustal fields (Dubinin et al. 2018). Associated with all this structure and temporal variation are different types of planetary ion energization and outflows leading to atmosphere losses with both Venus-like and Earth-like characteristics. It is in this complex setting that researchers have endeavored to understand Mars’ space weather responses in some detail.

As at the Earth and Venus, photoionization dominates the dayside ionosphere production. Space weather introduces Solar Energetic Particle ionization mainly above ~ 70 km, while Galactic Cosmic Rays (GCRs) produces enhancements below this altitude. Energetic particle-induced air shower events on modern Mars were simulated by *Gurtner et al. (2005)* using the GEometry ANd Tracking Version 4 (GEANT4) model, by Norman et al. (2014) using NAIRAS and by Gronoff et al. (2015) using the Planetocosmics model. The main responses of positive and negative ions on modern Mars has been reviewed (e.g. *Haider et al., 2007*). The entry of cosmic rays leads to strong production of CO_2^+ ions and dissociated products. Charge transfer reactions subsequently lead to formation of O_2^+ at high altitudes and more complex chemistry at lower altitudes due to electron capture and multi-species chemical reactions. The subsequent ion-neutral chemistry has been compared with the Earth’s D-region (see e.g. *Molina-Cuberos et al., 2001*). Electron capture can lead to O^- and O_2^- which go on to form CO_n^- and NO_n^- . The study by Molina-Cuberos et al. (2001) applied a column model with ion chemistry which suggested that hydrated ion clusters would dominate both the positive and negative ion budgets. More recently, 3D global models of the Martian atmosphere including neutral and ion chemical networks with coupled global dynamics and radiative transfer have

been developed (e.g. Gonzalez-Galindo et al., 2013; Bougher et al., 2015), although these currently lack space weather impacts such as these.

Again, as at Earth and Venus, ion outflows related to space weather events are of interest. Estimates of average heavy ion (e.g. O_2^+ , O^+) atmospheric loss rates planet-wide at Mars range from about $10^{24} s^{-1}$ at solar minimum up to about $(1-3) \times 10^{25} s^{-1}$ at solar maximum as estimated from Mars Express data, MAVEN data (e.g. Lundin et al., 2013; Nilsson et al., 2011; Groeller et al., 2014; Brain et al., 2015; Dong et al., 2015a). These rates are similar to those quoted above for Earth and Venus. But at Mars under normal solar and solar wind conditions, the escape of species like oxygen is instead dominated by photochemical loss of neutral atoms, not ion loss. Space weather may change this situation. Futaana et al. (2008) suggested that heavy ion outflow on Mars measured by Mars Express increased by about one order of magnitude during the intense flare event in December 2006. Recent results (Rahmati et al., 2017) from the MAVEN (Mars Atmosphere and Volatile Evolution) orbiter suggested an order of magnitude change in hydrogen escape rates with changing Martian season but with a more steady response over season for oxygen (Heavens et al. 2018). Jakosky et al. (2015) analyzed MAVEN data for an Interplanetary Coronal Mass Ejection (ICME) event in March 2015 and used global modeling of the solar wind interaction during the event to infer that ion escape rates were globally enhanced by an order of magnitude during passage of the high dynamic pressure phase of the ICME (also see Curry et al, 2015; Dong et al., 2015b; Ma et al., 2017, Luhmann et al., 2017). Another, even stronger event affected Mars in September 2017 (Guo et al. 2018). As for the March 2015 event, enhanced escape of planetary ions is indicated, but other atmospheric responses were also observed on this occasion, including heating and expansion of the upper atmosphere by the related preceding solar flare, and a global UV aurora indicating an almost planet-wide influx of energetic particles. Earlier diffuse auroras had also been observed by the MAVEN ultraviolet spectrometer in association with the arrival of solar

energetic electrons, suggesting this again occurred but with greater fluxes and hence intensities (Duru et al. 2015). In addition, the magnetospheric topology was inferred to become more ‘open’ to interplanetary space as the ICME passed, the result of the combination of more deeply penetrating draped magnetic fields into the dayside ionosphere and enhancements in reconnection between the crustal fields and the interplanetary field. Note that the former effect is Venus-like while the latter is Earth-like in some respects. The solar energetic particles were so intense at the higher energies (>100 MeV) that they were even detected on the ground by the RAD instrument on MSL, which also observed a Forbush Decrease in the galactic cosmic rays from apparent deflection of them away from Mars by the ICME fields. The September 2017 event provided a wealth of Mars space weather response studies that are documented in the literature in part (Gup et al. 2018) but still ongoing.

It is considered that modern Mars and Venus present laboratories to better understand the interactions of space weather events including ICMEs and high energy particles with CO₂ (g)-dominated terrestrial planet atmospheres - for conditions ranging from the cold, thin, dusty atmosphere of Mars to the hot, thick atmosphere of Venus. In particular, the comparisons of their space weather responses to those at Earth are critical for understanding exoplanetary CO₂ (g) atmospheres with implications for e.g. abiotic O₂ (g) sources and sinks in a biosignature context. Further comparative terrestrial planet studies uniquely provide the ‘ground truth’ needed to interpret the growing observational information becoming available for exoplanetary systems. Future investigations would be wise to take the activity of the host star into account in developing the overall descriptions of the local planetary atmospheres.

5. Space Weather Impact on Early Solar and Exoplanetary Systems

Extreme space weather conditions in the form of frequent energetic flares, CMEs and SEPs can significantly impact the atmospheres of active K-M dwarf stars. As discussed in Section 3, our own Sun was once an active star and its effects atmospheric conditions of early Earth's surface pressure (Som et al. 2016; Lammer et al. 2018). In this section, we will describe the current understanding of the effects of XUV driven emission, the impacts of dynamic pressure exerted by stellar winds on exoplanetary magnetospheres and associated energetic particles on exoplanetary dynamics including atmospheric escape and chemistry.

5.1. Atmospheric Escape: Effect of Stellar XUV flux

The enhanced XUV fluxes encountered by the early Earth as well as close-in exoplanets around active young G-K-M stars has significant consequences for atmospheric mass loss. The energy deposited by this flux can heat the topside atmosphere, increasing the pressure scale height, and possibly even lead to hydrodynamic escape of the neutral atmosphere. Lighter species, such as hydrogen, tend to escape more easily (see e.g., Lammer et al. 2008; 2018), but strong XUV fluxes can also stimulate the loss of heavy particles through ionospheric outflow (Glocer et al. 2012; Airapetian et al. 2017). In this process, the incident XUV photons ionize the atmospheric neutral particles yielding ions and electrons. The electrons generated by photoionization, known as photoelectrons, are much less gravitationally constrained than the much heavier ions, and in the absence of collisions would be largely free to escape to space. This is prevented, however, by a polarization electric field which serves to restrain the free escape of electrons while simultaneously enhancing the escape of ions. The role of photoelectrons, and the associated polarization electric, in enhancing ionospheric outflow has been extensively studied in the literature (see e.g., Tam et al. 1995, 2008; Khazanov et al. 1997,

Su et al. 1998), but the impact has only recently been evaluated for systems with high XUV fluxes relative to the current solar case.

The role of large XUV fluxes for generating enhanced ion escape for close-in planets was recently evaluated by Airapetian et al. (2017a). This study used a hydrodynamic model of the of ion escape coupled to a kinetic model of electron transport, the Polar Wind Outflow Model (PWOM)-Superthermal Electron Transport (STET) code (see Gloer et al, 2017 for model details). Starting with the XUV flux of the Sun for average levels of activity, F_0 , they evaluated the impact of enhancing the XUV by factors of 2, 5, 10, and 20 on the outflowing ion flux from an Earth-like planet with enhanced thermospheric temperature. The resulting escape particle fluxes are shown in *Figure 15*. Airapetian et al. (2017a) found the overall ion mass loss rate scales as

$$M \text{ (in g/s)} \sim 1.6 \times 10^4 F_{XUV} \text{ (in erg cm}^{-2} \text{ s}^{-1}\text{)}$$

Such ion escape fluxes are quite large for many close-in exoplanets around M dwarfs or young K stars, which retain strong XUV emission fluxes over 1 Gyr, thus making it difficult for such planets to retain their atmospheres over the geological timescales.

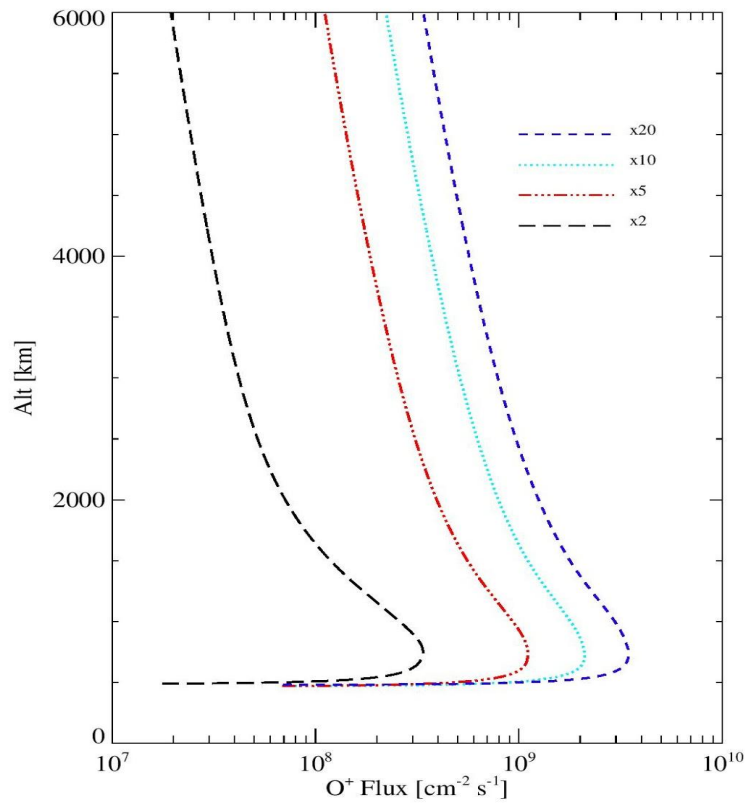


Figure 15. The mass loss rate of oxygen ions from the Earth atmosphere due to XUV and EUV irradiation from the young Sun at $F_{XUV} = 2 F_0$ (long dash), $5 F_0$ (dash-dot), $10 F_0$ (dot), $20 F_0$ (short dash) (from Airapetian et al. 2017a).

5.2. Impact of Space Weather on Atmospheric Chemistry of early Earth and Mars

5.2.1. Dynamics of Early Atmospheres of Earth, Venus and Mars

The very first atmospheres (“proto-atmospheres”) of Earth, Venus and Mars (excluding the initial silicate-containing envelope formed during accretion) consisted of a thick envelope

of molecular hydrogen ($\text{H}_2(\text{g})$) with up to several hundreds of bars of surface pressure accreted directly from the protoplanetary disk. These proto-atmospheres were likely lost within a few million years after planetary formation due to rapid escape driven by strong EUV emissions by the active early Sun (e.g. Lammer et al. 2014; 2018). They were followed by a thick (with up to hundreds of bar surface pressure) steam atmosphere phase which arose due to volatile degassing and which lasted approximately from the magma ocean phase up to tens to hundreds of Myrs after formation of the crust (see e.g. Zahnle et al., 1988; Elkins-Tanton, 2012; Lammer et al. 2018). A comparative study of the effect of the active young sun on the atmospheric evolution of Earth, Venus and Mars was performed by Kulikov et al. 2006, Airapetian et al. 2016; 2018); Johnstone et al. 2018; Lammer et al. 2018, Tian et al. 2018, who emphasized that comparative atmospheric evolution could only be understood in the context of an evolving sun. Specifically, flare driven XUV emission and the dense fast wind and associated frequent and associated CMEs from the young Sun could have been an important factor in setting habitability conditions on early terrestrial planets (Airapetian 2018). Its consequences on the magnetosphere and thermosphere of early Earth and Mars are the area of emerging research (Airapetian et al. 2016; 2018; Dong et al. 2017). As discussed in Section 3.2, the frequency of a Carrington-type event from the young Sun at 0.7 Gyr was about 1 event per day that suggests that such events could have been accompanied by a super-CME of a comparable energy (Airapetian et al. 2016; Alvarado-Gomez et al. 2018). Recent study suggests that the reflection of CMEs from coronal holes of the young Sun deviated from radial path toward the equator, and thus increased the resulting frequency of “geoeffective” CMEs (with the southward directed z-component of the magnetic field, which is opposite to the Earth’s magnetospheric field) that may hit the Earth and cause strong geomagnetic storms (Kay et al. 2017; Kay et al. 2018).

As an energetic geoeffective Carrington-type CME from the young Sun (or an active star) propagated toward the early Earth (or a young Earth-like planet), its dynamic pressure compresses and convects the magnetospheric field inducing the convective electric field. It also compresses the night-side magnetosphere and ignites magnetic reconnection at the night-side of the Earth's magnetosphere causing the magnetospheric storm as particles penetrate the polar regions of Earth. Also, the orientation of the magnetic field of the wind and CME as compared to that of the Earth's magnetospheric field controls the energy transfer from the wind to the planet, as it drives magnetic reconnection which in turn ignites particle acceleration and particle precipitation in the planetary ionosphere and thermosphere (e.g., Kivelson & Russell 1995; Tsurutani et al. 2006). This process is driven by electric fields that accelerate the ions against the neutrals resulting in frictional or Joule heating. In addition, the particle precipitation in the upper atmosphere impacts the local ionization and modify Joule heating processes (see e.g., Deng et al. 2011, with references therein) and atmospheric line excitation (i.e., auroral excitation, Schunk & Nagy 1980). The simulations of the interaction of a Carrington-type CME with the early Earth's magnetosphere suggest that the strong sheared magnetic field on the dayside of Earth is subject to reconnection (Airapetian et al. 2015; 2016; Panel a of *Figure 16*), which dissipates the outer regions of the Earth's dipole field up until 1.5 RE above the surface (Panel a of *Figure 16*). The boundary of the open-closed field shifts to 36 degrees in latitude. The CME drives large field aligned electric currents that provide a Joule ionospheric heating at 110 km reaching $\sim 4 \text{ W/m}^2$. This is over 20 times larger than that observed during largest geomagnetic storms and will thus increase the upper atmospheric temperature and ignite enhanced ionospheric outflow (Airapetian 2017a). The models of associated atmospheric escape are in their infancy and require the extension of sophisticated tools to consider multi-fluid effects for consistent treatment of neutral species in the ionosphere-thermosphere

dynamics developed for the current and early Earth, Mars and Titan (Smithro and Sojka 2005; Ridley et al. 2006; Tian et al. 2008; Glocer et al. 2012; Bell 2008; Johnstone et al. 2018).

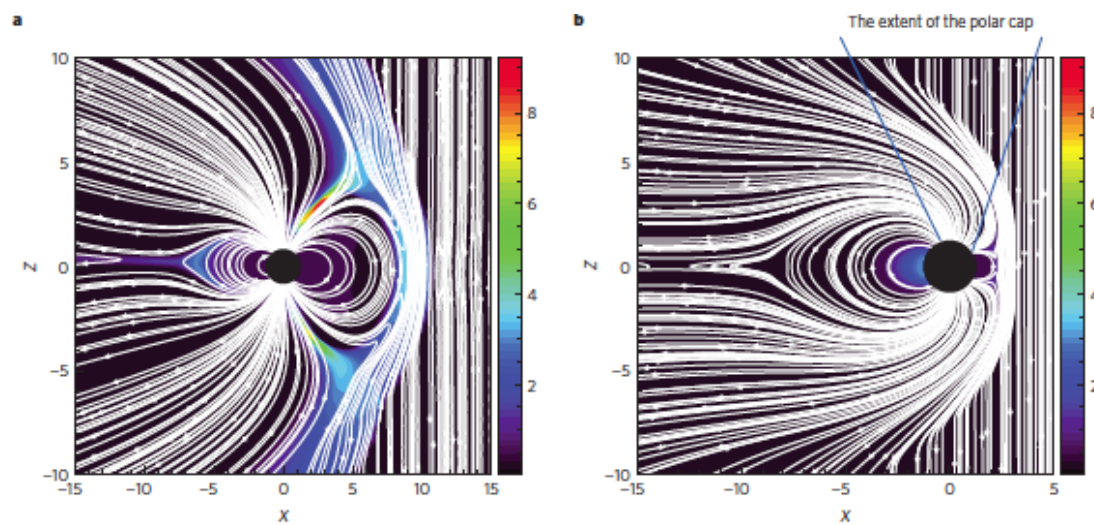


Figure 16. The magnetic field lines and plasma pressure in the Earth's magnetosphere due to a CME event. a, Initial state. b, Final state. Magnetic field lines (white) and plasma pressure in nPa (color map). Axes represent distance from the Earth's center in units of Earth radius (Airapetian et al. 2015; 2016).

Early Earth. Proto-Earth was formed via planetesimal accretion growing to $0.5\text{-}0.75 M_{\text{Earth}}$ in ~ 10 Myr (Lammer et al. 2016). The accretion phase is characterized by the formation of magma oceans surrounded with a nebular-captured H_2 - rich envelope (primary atmosphere) and delivery of volatiles via impactors formed in the outer solar system. High XUV driven from the young Sun heating via photoionization ignited hydrodynamic escape of the atmosphere (Erkaev et al. 2013; Owen and Mohanty 2016). Later solidification of the magma ocean caused the collapse of the steam atmosphere, and thus promoted the formation of Earth's oceans. Continued outgassing produced the secondary atmosphere dominated by mostly H_2O and CO_2 with a minor amount of N_2 and traces of inert gases, hydrocarbons (e.g. CH_4), and sulfur-containing compounds (see e.g. Zahnle, 2007; Lammer et al. 2018). Numerous

geochemical proxies exist which constrain the Archaean atmosphere. For example, Rosing et al. (2010) suggested that magnetite siderite equilibria in banded iron minerals implied that atmospheric CO₂(g) concentrations did not exceed (~x3) the Present Atmospheric Level (PAL) on the early Earth, although this view is contested (Kasting et al., 2010). The evolution of N₂ is even more uncertain (Wordsworth, 2016; Lammer et al. 2018). Recent study of evolution of molecular nitrogen by Gebauer et al. (2018) suggests atmospheric pressure of early Archean Earth was less than 0.5 bar slowly rising in time due to diminishing effects of N₂ reduction via atmospheric escape and nitrogen fixation. Som et al. (2012) suggested that atmospheric pressure was less than ~ 2 bar during the late Archaean based upon an analysis of the size distribution of fossilized raindrop imprints. They revised this estimate to less than half of present levels in recent work (Som et al. 2016). Marty et al. (2013) argue that Archean N₂ levels were 0.5-1.1 bar, with 0.7 bars or less of CO₂. This is consistent with the evolutionary scenarios of N₂ atmospheric pressure at 2.7 Gyr (Gebauer et al. 2018). Such low atmospheric pressure makes it difficult to explain the warming of the Archean Earth via recently proposed scenarios (Goldblatt et al. 2009). To warm the atmosphere, a strong greenhouse gas is required. Airapetian et al. have recently suggested that a potent greenhouse gas, nitrous oxide (N₂O) can be efficiently formed via frequent energetic particle precipitation into the lower Archean atmosphere driven by SEP events from the young Sun (see Section 5.5., Airapetian et al. 2018, submitted)

Oxygen isotope data in cherts could constrain paleo ocean temperatures (see e.g. discussion in Shields and Kasting, (2007). Molybdenum (Anbar et al., 2007) data suggests early “whiffs” of atmospheric oxygen as a prelude to the Great Oxidation Rise which marked the end of the Archean (Lyons et al., 2014). Loss of mass independent fractionation of sulfur isotopes observed near the end of the Archaean could imply either a rise in atmospheric oxygen or/and a decrease in atmospheric methane (Zahnle et al., 2006). Finally, flow features preserved

in ancient soil (paleosols) suggest the presence of liquid water despite the fainter early Sun - this issue is described in more detail in the habitability discussion in Section 5.3.

In summary, the Earth's atmosphere has undergone extremely strong and (in geological terms) rapid change both in composition and mass during its evolutionary history. More work is however required to constrain the detailed effects of space weather, especially the interaction of energetic XUV emission and high energy particles during the various phases of atmospheric evolution of our planet.

Early Venus - measurements of the Deuterium to Hydrogen (D/H) ratio taken from the clouds of Venus by the Pioneer Venus Mission (Donahue et al., 1982) suggest at least one hundredfold enhancement compared with terrestrial water. This suggests that the planet underwent considerable water loss during its evolution and that conditions on early Venus could have been habitable. Way et al. (2016) summarize possible scenarios of the water evolution on early Venus. They note that the early water inventory was likely lost within ~100 Myrs of years after formation due to the active young sun (see also Chassefiere, 1997 and Ramirez and Kaltenegger, 2014) and, since paleo estimates suggest the equivalent of up to ~500m water covering the surface, this requires considerable water delivery during the late veneer. Wordsworth (2016) discusses possible mechanisms for the presently observed elevated amount of N₂ in Venus' atmosphere relative to that of Earth.

Early Mars - a wealth of geological proxies (e.g. geophysical flow features, clay deposition etc.) suggest that early Mars could have experienced habitable periods during its evolutionary history. Tian et al. (2009) had applied an upper atmospheric model to study the evolution of the martian atmosphere and found that a dense primordial CO₂ atmosphere could not have been maintained. Later work by Erkaev et al. (2014) confirmed that of Tian et al. (2009), suggesting

that several tens of bar of CO₂ (via catastrophic outgassing after the magma ocean solidified) could be quickly lost (within about 12 million years) due to extreme stellar-XUV driven escape arising from the active young sun. Outgassing and (possibly) delivery led to the subsequent build-up of up to ~1 bar atmospheric pressure (Kite et al., 2014) on early Mars which could have favoured habitable conditions. Analogous to the early Earth, earlier numerical models mostly predicted surface temperatures below freezing on early Mars despite geoproxy data to the contrary (e.g. Craddock and Howard, 2002). To address this issue, the model study by Ramirez et al. (2014) suggested that the presence of 5-20% H₂(g) could enhance the efficiency of the early Martian greenhouse in order to attain habitable surface conditions. Von Paris et al. (2013) suggested up to 13K surface warming on adding 0.5 bar N₂(g). Wordsworth et al. (2017) suggested that updating previously underestimated collision-induced absorption could lead to significant warming. Ramirez (2017) subsequently find that H₂ concentrations as low as 1% can sustain mean surface temperatures above freezing. Related model studies of early Mars-type environments investigated factors impacting habitability, e.g. clouds (Urata and Toon, 2013; Ramirez and Kasting, 2017; Kitzmann, 2017), the effects of surface ice (Ramirez, 2017), and precipitation (von Paris et al., 2015). Detailed 3D model studies of the early Martian climate have been performed (Forget et al., 2013; Wordsworth et al., 2015) which investigate the response of surface habitability to varying e.g. atmospheric composition, mass and planetary orbital parameters.

Detailed studies of the effects of space weather upon the evolution of early Mars - in terms of e.g. enhanced EUV absorption and particle induced ionization during air-shower events - are to our knowledge rather lacking in the literature. In particular, studies which focus on the Noachian and Hesperian periods including space weather effects and assuming representative atmospheres i.e. CO₂ (~1-5 bar); N₂ (<0.5 bar); H₂ (<a few tenths of a bar) and

CH₄ (<a few hundredths of a bar) (as quoted in the literature and discussed above) would be desirable.

5.2.2. Impact of SEPs on Early Earth and Exoplanets: Prebiotic Chemistry and Surface Dosage.

As discussed in Section 3.3, during the first 500 Myr since its birth, our Sun was a magnetically active star generating a rich variety of high-energy eruptive events that generate ionizing radiation. This radiation in the form of XUV fluxes, CME driven energetic electrons and protons penetrate various layers of Earth's and Martian atmosphere: from magnetosphere to troposphere (see Figure 1). Ionizing radiation sources provide three major impacts on atmospheric molecules: photo and particle impact dissociation, excitation and ionization. These processes cause major changes in atmospheric chemistry that in turn control the dosage of ionizing radiation reaching the planetary surfaces, and thus directly affect habitability conditions on rocky planets.

While XUV radiation mostly ionizes the upper atmosphere and contributes to the formation of the Earth's ionosphere and thermosphere (at up to 90 km from the ground), auroral electrons can reach the altitudes of ~ 80 km, while relativistic electrons penetrate to the mesosphere at 40 km. Solar energetic protons (SEPs) with energies up to a few GeV can precipitate through the troposphere and reach the ground causing ground level enhancement events (GLEs; see Figure 17). Impact electrons formed as a result of photo and collisional ionization can then interact with molecular nitrogen, carbon dioxide, methane and water vapor igniting a reactive chemistry in the lower atmosphere.

What would be the effects of such ionizing sources on the atmospheres of early Earth and Mars? Could these sources had been beneficial in starting life on Earth and possibly on Mars?

The first clues on the connection between the sources of ionizing radiation and the production of biological molecules were obtained in revolutionary experiment by Miller and Urey (Miller 1953). In this experiment, a highly reducing gas containing a water vapor, ammonia, NO_3 , and methane, CH_4 , was exposed to an electric discharge. The products of such exposure included amino acids, including simplest and the most abundant alanine and glycine were discussed in relation of the origin of life on early Archean Earth. However, later studies suggested that the early Earth's atmosphere was weakly reducing consisting of N_2 , CO_2 , CO and H_2O with only minor abundance of CH_4 and H_2S (Kasting et al. 1993; Lammer 2018). Follow up experiments showed that non-thermal energy input in the form of lightning (gas discharge) in a weakly reducing atmosphere does not produce abundant amino acids as reported in experiments with highly reducing environments (Cleaves et al. 2008 and references therein). Later, Patel et al. (2015) presented photochemically driven chemical networks yield abundant amino acids, nucleosides, the building blocks of RNA and DNA molecules and lipids, biomolecules used to store energy and serve as structural units of cell membranes. This may suggest that non-thermal UV emission from the young Sun and active stars with wavelength between 200 and 280 nm could be beneficial for formation of building blocks of life (Ranjan and Sassellov 2016; Rimmer et al. 2018). However, while UV emission promotes biochemical reactions, it cannot break triple bonds of molecular nitrogen that make this gas inert at relatively low atmospheric temperatures (a few hundred K), and thus geochemically stable molecule in Earth's atmosphere.

Atmospheric Particle Coupling

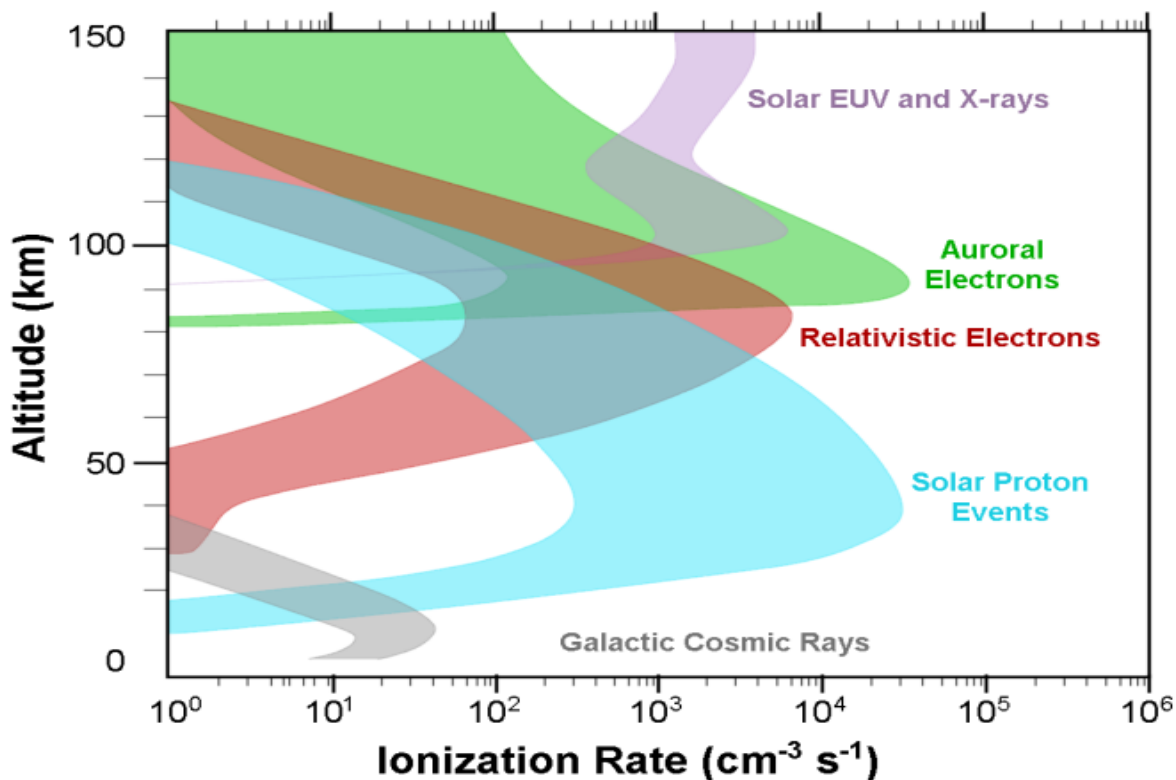


Figure 17. Ionization of the Earth's atmosphere due to various factors of space weather including XUV emission, auroral electrons, SEPs and Galactic Cosmic Rays (GCRs).

As soon as these bonds are broken by some energy source that requires energy of ~ 10 eV, initiated reactive chemistry will produce hydrogen cyanide, HCN, the most important feedstock molecule for prebiotic chemistry, in the lower atmosphere of Earth. This can be achieved either by high energy processes including extremely high temperatures (a few tens of thousands of Kelvins) that can be reached by atmospheric shock heating from impact processes, lightning processes that produce high energy electrons or solar EUV radiation with wavelengths shorter than 100 nm (Summers et al. 2012; Kasting 1990). Thus, fixation of hydrogen is required to be produced in the lower atmosphere in order to provide a high efficiency of precipitation of HCN to the ground directly or through producing of formamide,

the product of HCN reaction with water droplets in clouds (Airapetian et al. 2016). EUV emission is absorbed at altitudes above 90 km above the ground (see Figure 17), and thus cannot provide significant amount of atomic hydrogen and other dissociated molecules required for the production of HCN in the lower atmosphere as discussed by Airapetian et al. (2016). However, NUV (Near UV) emission at wavelengths > 200 nm can be transmitted through the atmosphere and serve as catalysts for prebiotic chemistry reactions as discussed by Rimmer et al. (2018). Kobayashi et al. (1990); (1998); Miyakawa et al. (2002) have performed laboratory experiments exposing gas mixtures of CO_2 , CO , N_2 and H_2O to high energy protons and reported production of amino acids precursors and nucleic acid bases. These experiments may have a direct relevance to the early Earth's atmospheric chemistry as high energy protons from SEP events precipitated through the Archean Earth's atmosphere causing showers as a result of impact ionization.

To study the role of high energy particles as a possible energy source of prebiotic chemistry on early Earth, Airapetian et al. (2016; 2018c) have applied a photo-collisional atmospheric chemistry model with the photochemistry controlled by the XUV flux and frequent SEP events from the young Sun. SEP driven protons with energies > 0.5 GeV (at ≤ 1 bar atmosphere) precipitate into the middle and lower atmosphere (stratosphere and troposphere) and produce enhanced ionization, dissociation, dissociative ionization, and excitation of atmospheric species. The destruction of N_2 into reactive nitrogen, $\text{N}(^2\text{D})$ and $\text{N}(^4\text{S})$ and the subsequent destruction of CO_2 and CH_4 produces NO_x , CO and NH in the polar regions of the atmosphere. NO_x then converts in the stratosphere into NO_3 , HNO_2 , HNO_3 and its products including nitrates and ammonia.

The atmospheric model also predicts an efficient production of nitrous oxide, N_2O , driven primarily through $\text{N}(^4\text{S}) + \text{NO}_2 \rightarrow \text{N}_2\text{O} + \text{O}$; $\text{NO} + \text{NH} \rightarrow \text{N}_2\text{O} + \text{H}$. The recent model updated with the hard energy spectrum of protons, vertical diffusion and Rayleigh scattering

outputs the N_2O production in the lower atmosphere by a factor of > 300 greater than the earlier model output of Airapetian et al. (2016; 2018). This is due to the fact that the CME driven shocks in the young Sun's corona, the source of CMEs, was at least a factor of 10 denser compared to the current Sun. Denser corona provided correspondingly larger concentrations of seed particles, while stronger shocks (larger compression ratio) drive SEPs with higher maximum energy and harder energy slopes. The particle acceleration via diffusive shock acceleration mechanisms on quasi-parallel strong shocks produce mostly SEPs with harder spectra (Hu et al. 2018; Li et al. 2019). This is consistent with the recent statistical study of CME driven SEPs with hard energy spectra by Gopalswamy et al. (2016) and suggests the particle flux at 0.5 - 1 GeV is over 2 orders of magnitude greater than that assumed in the atmospheric chemistry model by Airapetian et al. (2018) (see Figure 18).

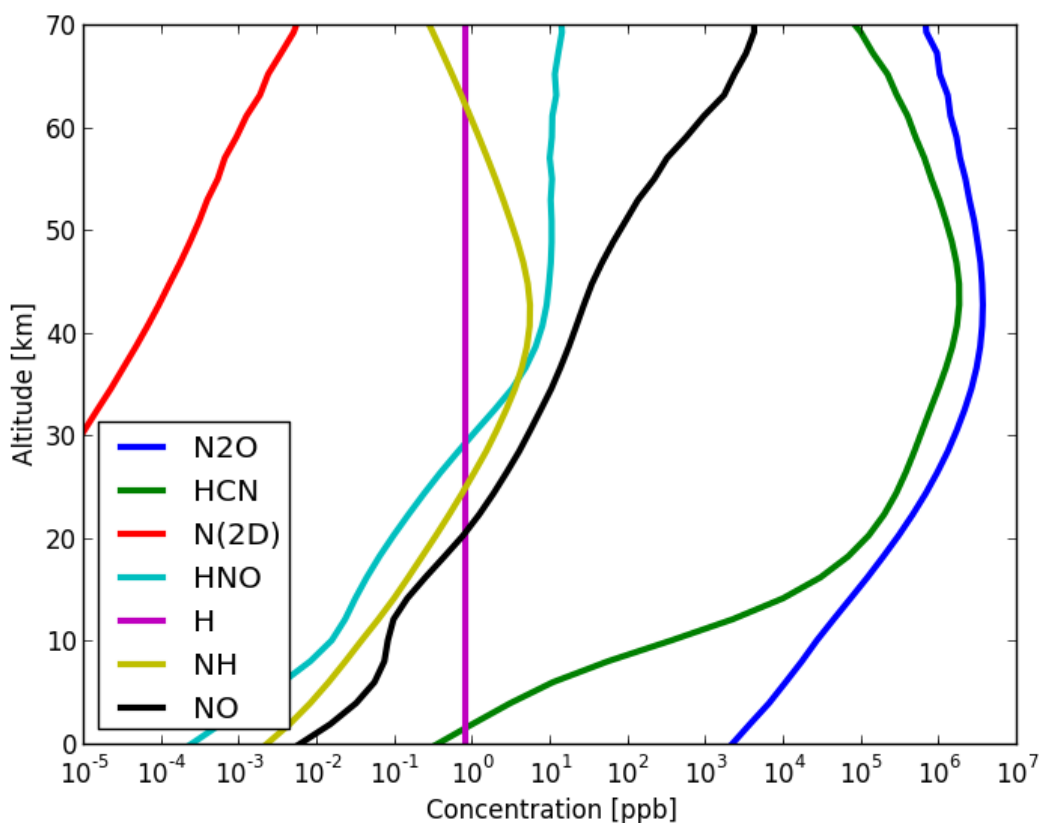


Figure 18. Steady-state concentrations of molecules produced via photo-collisional chemistry from precipitating high-energy protons in the atmosphere of early Earth (Airapetian et al. 2018).

The young (0.7 Gyr old) Sun was ~ 25% fainter than it is today, which will be insufficient to support liquid water on the early Earth contrary to geological evidence of its presence that time (Sagan and Mullen 1972; Feulner 2012). This is known as the Faint Young Sun's (FYS) paradox. Its solution may require the efficient warming possibly due to efficient greenhouse gases. Because nitrous oxide is a potent greenhouse gas, 300 times stronger in greenhouse power than CO₂, its mixing ratios of > 100 ppmv up to 1000 ppmv at 0.5-1 bar derived from photochemical collisional model atmosphere were used as input to 3D GCM ROCKE3D. This climate model suggests that even in the rarefied atmosphere of 0.5 bar, the mean annualized temperature reached 5.2°C, and thus may provide a resolution of the FYS paradox (Airapetian et al. 2016; 2018c).

We should mention that SEP driven chemistry predicts much more efficient production of HCN than that produced by lightning events for a weakly reducing (N₂ – CO₂ – CH₄ – H₂O) atmosphere on early Earth. HCN is formed primarily due to neutral reactions including NO + CH → HCN + O, CH₂ + N(⁴S) → HCN + H, CH₃ + N(⁴S) → HCN + H + H and CH + CN → HCN + H. As it forms in the stratosphere - troposphere region, HCN may subsequently rain out into surface reservoirs and initiate higher order chemistry producing more complex organics. For example, the hydrolysis of HCN produces formamide, HCONH₂. When irradiated with energetic protons, formamide can serve as a precursor of complex biomolecules that are capable of producing amino acids, the building blocks of proteins and nucleobases, sugars and nucleotides, the constituents of RNA and DNA molecules (Saladino et al. 2015; Hud 2018).

This scenario has recently been studied under lab conditions by Kobayashi et al. (2017; 2018), who performed a series of prebiotic chemistry experiments to study the formation of amino acids by irradiating weakly reducing gas mixtures ($\text{N}_2\text{-CO}_2\text{-CH}_4\text{-H}_2\text{O}$) that resemble a weakly reducing early Archean Earth's atmosphere with ionizing sources to simulate the energy flux from galactic and SEPs, UV emission and spark discharge (lightning) radiation. In these experiments, alanine and glycine were detected when gas mixtures with CH_4 molar ratio (r_{CH_4}) as low as 0.5 % was irradiated by energetic protons with an energy range of 2.5-4 MeV generated from a van de Graaff accelerator (Tokyo Institute of Technology). The maximum G-value (the production rate in units of number of amino acid molecules per eV) for glycine is reached at $r_{\text{CH}_4}=5\%$. However, when the same mixture was exposed to irradiation by the spark discharge (accelerated electrons) or UV irradiation, amino acids were not detected for r_{CH_4} lower than 15 %. Considering fluxes of various energies on the primitive Earth (Kobayashi et al. 1998), energetic protons appear to be an efficient factor to produce N-containing organics than any other conventional energy sources like lightning or solar UV emission which irradiated the early Earth atmosphere.

5.3. Impacts of Space Weather on Exoplanets: Proxima b and TRAPPIST 1

Effect on Habitability of Proxima b. Proxima Centauri constitutes the third and smallest member of the triple star system Alpha Centauri which, with only 1.3pc (4.4 light-years) distance from Earth, are the closest stars to our Solar system. The only known planet in this star system is Proxima Centauri b (Anglada-Escudé et al. 2016), hereafter Proxima b, with a minimum mass of 1.27 M_{\oplus} and an orbital period of 11.2 days i.e. clearly located in the CHZ (following Kopparapu et al. 2013). The planet is only inferred from radial velocity measurements and the probability of Proxima b of transiting is very small (Kipping 2017).

Little is known about Proxima b's upper mass limit, although it could be rocky based on planetary population statistics from the Kepler mission (Weiss and Marcy 2014). It is also still unclear from the data whether there could be more planets around this M5.5V red dwarf star with its effective temperature T_{eff} of 3050 K (Anglada-Escudé et al. 2016; Barnes et al. 2016). Proxima Cen is a highly active star with flaring events of $\sim 10^{30}$ erg once a day and low energy events ($\sim 10^{28}$ erg) every hour (Walker 1981; Davenport 2016). This compares to the largest recorded solar events e.g. SPE89 ($\sim 10^{31}$ erg) and the Carrington event in 1859 ($\sim 10^{32}$ erg) on Earth (Atri 2016). Proxima Cen's surface magnetic field ($B \sim 600\text{G}$) is orders of magnitudes larger than on our Sun (Reiners and Basri 2008). Additionally, the Total Stellar Irradiation (TSI) was found to vary significantly by about 17% over Proxima Cen's rotation period of 83 days (Wilson et al. 1981), which might have a crucial impact on the atmospheric evolution of Proxima b which receives an average TSI of 65% of the Earth (Anglada-Escudé et al. 2016).

There are numerous factors e.g. planetary mass, orbital evolution, and atmospheric properties, which influence habitability (Kasting et al. 1993; Wordsworth et al. 2010; Pierrehumbert 2011; Kopparapu et al. 2013). Since Proxima b is non-transiting, the key parameter ranges determining the state of Proxima b's atmosphere are large. Proxima b could have formed either at its current semi-major axis or maybe beyond the snow line, and for both cases there are parameter ranges for which it could still possess a significant amount of water (Ciesla et al. 2015; Mulders et al. 2015; Carter-Bond et al. 2012). Given that the presence of water is, by definition, essential for the study of habitability, numerous model studies have shown scenarios for which Proxima b could support periods of liquid water, depending on e.g. the H_2 , O_2 and CO_2 evolution of its atmosphere (Luger et al. 2015; Barnes et al. 2016; Meadows et al. 2016, Ribas et al. 2016). Turbet et al. (2016) and Boutle et al. 2017 have shown in 3D Global Climate Model (GCM) studies that water is more likely to be present if Proxima b is tidally-locked, at least at the sub-stellar point. Del Genio et al. 2017 found the possibility of an

even broader region of liquid water with their 3D-GCM studies including a dynamic ocean. That said, Pierrehumbert and Gaidos (2011) studied the possibility that Proxima b could be a mini-Neptune i.e. with an extended hydrogen envelope – this hypothesis cannot be excluded from the data at this point.

Garraffo et al. (2016) have modeled the stellar wind of Proxima Centauri and the space environment conditions around Proxima Cen b. The model of the stellar coronal wind was driven by magnetic field observations (ZDI map) of the star GJ 51, which was used as a proxy for Proxima Cen for which ZDI observations are not available. Following the limited information about the magnetic field of Proxima Cen (Reiners and Basri 2008), they used two cases of average stellar magnetic field of 300 G and 600 G. The solution along several potential planetary orbits was then extracted from the 3D solution. They found that the stellar wind's dynamic and magnetic pressure along the orbit of Proxima Cen b are extremely large, up to 20,000 times that of the solar wind at 1AU. In addition, the planet experiences fast and very large variations in the ambient pressure along its orbit. As a result, the magnetosphere surrounding the planet undergoes huge variations within the relatively short period of the orbit, which potentially drive strong currents in the upper atmosphere and result in extreme atmospheric heating (see Figure 19).

The combination of extreme ambient pressure, along with the fast and strong variations, potentially make the atmosphere of Proxima Cen b highly vulnerable to strong atmospheric stripping by the stellar wind, and atmospheric escape as a result of the additional strong heating. The simulations suggest that Proxima Cen b may reside in the sub-Alfvenic stellar wind at least part of the orbit, which removes the magnetopause completely, and exposes the planetary atmosphere to direct impact by stellar wind particles.

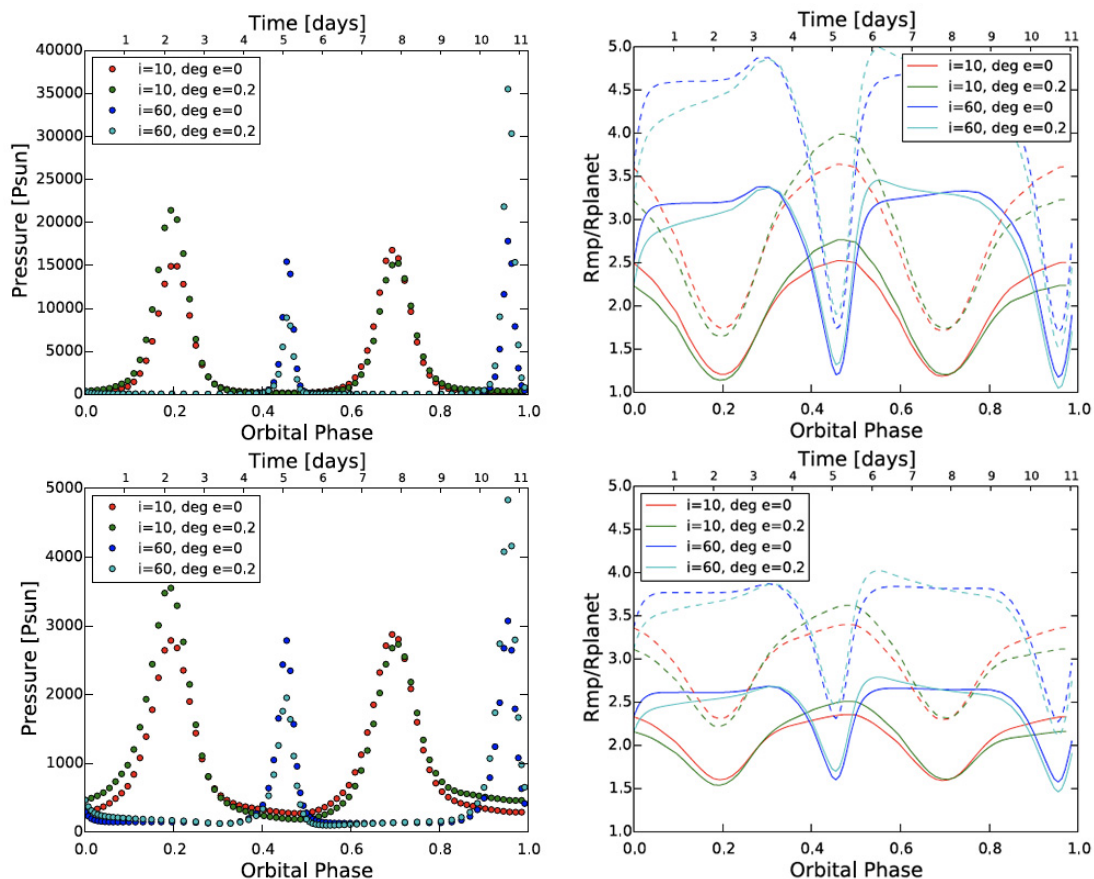


Figure 19. Left: Dynamic pressure along the possible orbits of Proxima Cen b normalize to typical dynamic pressure of the solar wind at 1AU for stellar field maximum of 600G (top) and mean of 600G (bottom). Right: Same but plots show the magnetosphere standoff distance (from Garraffo et al. 2016).

Another important factor of the exoplanetary atmospheric escape comes from the stellar XUV emission produced in Proxima Cen. Garcia-Sage et al. (2017) evaluated the XUV fluxes encountered by that exoplanet and the associated ion escape. They have reconstructed the XUV fluxes from the star that appear to be over 2 orders of magnitude greater at the planet location than that received by the Earth. The calculated escaping O^+ mass flux from Proxima b appears to be high as presented in Figure 21, consistent with the picture of Airapetian et al. (2017). They also discuss the impact of thermospheric temperature and polar cap area on the escape fluxes. A hotter thermosphere is obviously expected to result in stronger outflows, but a larger

polar cap area (the area of open magnetic flux connected to the stellar wind) also results in more net fluence of ionized particles lost to space. *Figure 20* shows the connection between these quantities and the mass loss rate. As expected, the thermospheric temperature and the polar cap size have strong implications for the mass loss rate at Proxima Cen b and the ability for this exoplanet to retain its atmosphere on geological time scale.

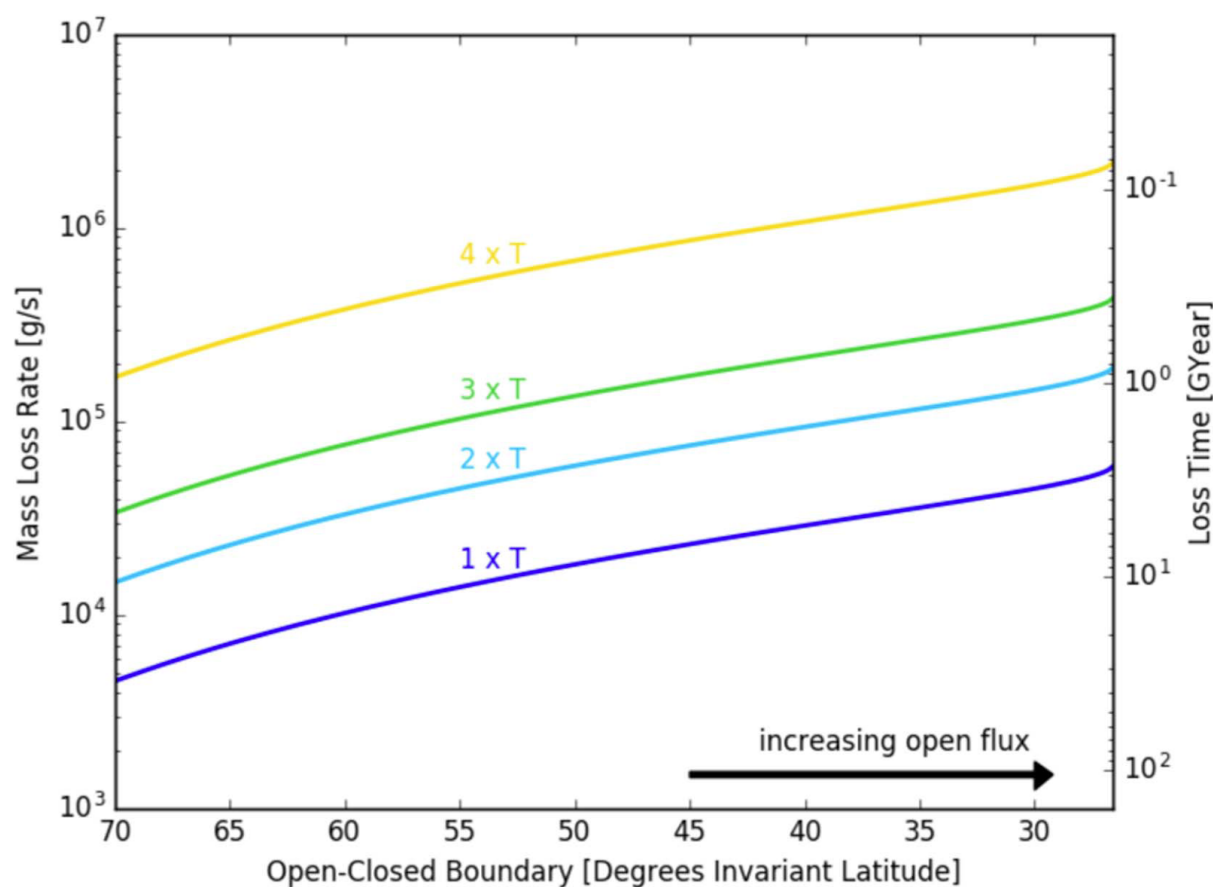


Figure 20. The ion escape rate calculated for 4 different neutral thermospheric temperatures of Proxima b driven by XUV fluxes from Proxima Cen (Garcia-Sage et al. 2017).

In summary, due to its proximity to the star, Proxima Cen b resides in an extremely hostile and extreme space environment that is likely to cause to high atmospheric loss. If it is not clear whether the planet can sustain an atmosphere at all, it is less likely that the planet is habitable, even though it resides in the Habitable Zone.

Effect on Habitability of the TRAPPIST-1 System. The recently discovered TRAPPIST-1 planetary system (*Gillon et al. 2016*) is 39 light-years away and contains a so-called ultra-cool magnetically active M8.2V dwarf star, surrounded by seven terrestrial type exoplanets three of which, d, e, and f, could be located within the CHZ and have orbital periods of 4, 6, and 9 days, respectively (*Kopparapu et al. 2017*). TRAPPIST-1 has a low T_{eff} of around 2560K and (similar to Proxima Cen) exhibits strong surface ($\sim 600\text{G}$) magnetic fields driving intensive chromospheric activity (*Gizis et al. 2000; Reiners & Basri 2010*) accompanied by frequent ($0.38/\text{day}$) stellar flares with energies between 10^{30} - 10^{33} ergs (*Vida et al. 2017*). Unlike Proxima Cen, TRAPPIST-1 is a known transiting planetary system, which constrains the possible planetary parameters significantly. TRAPPIST-1b and c receive a greater stellar flux than Venus and are therefore suggested to have undergone a runaway greenhouse, or might still be in the runaway phase (*Bourrier et al. 2017*). Recent numerical studies by *Wordsworth et al. (2017)* have shown that abiotic O_2 build-up is possible for these planets, which makes them interesting targets for biosignature studies. On the other hand, the lower stellar flux on TRAPPIST-1f and g makes abiotic O_2 build-up unlikely, hence they are excellent targets for atmospheric characterization follow ups. Model studies by *Barstow and Irwin (2016)* estimated that Earth's present-day ozone levels should be detectable with JWST on planets b, c, and d with observations of 30 to 60 transits. Recent hydrodynamic escape studies suggest that planets accreted wet (many Earth oceans of water), although this is generally debated at this point (*Tian and Ida 2015*). *Bolmont et al. (2016)* and *Bourrier et al. (2017)* estimate that the inner planets likely lost most of their water, whereas planets d, e, f, g, and h could have retained all but a few Earth oceans, depending on the age of the system. Furthermore, three-dimensional global climate models of the TRAPPIST-1 system, which are able to consider tidal-locking, have controversially shown that the accumulation of greenhouse gases could be difficult for all planets in the system (*Yang et al. 2013*). This is because CO_2 likely freezes out on the night

side, and the high EUV flux rapidly photodissociates NH_3 and CH_4 . In the case that CO_2 can eventually build up, planets e, f, and g could sustain liquid water (*Turbet et al. 2017*).

Another important impact on atmospheric escape may come from interaction of stellar winds with exoplanets (see Figure 17). Specifically, strongly magnetized wind from from TRAPPIST 1 introduces a strong dynamic pressure up to a factor of 1000 the solar wind pressure on Earth on hypothetical exoplanetary magnetospheres. As exoplanets orbit the star, the wind pressure changes by an order of magnitude and most planets spend a large fraction of their orbital period in the sub-Alfvénic regime (*Garraffo et al. 2017*).

Recently, *Dong et al. (2018)* studied the atmospheric escape from the TRAPPIST-1 planets and discussed its implications for habitability. They modeled the stellar wind of TRAPPIST-1 by adopting the Alfvén Wave Solar Model (AWSoM; *van der Holst et al. 2014*) and simulate the star-planet interaction and the concomitant atmospheric ion loss by employ the BATS-R-US multi-species MHD model (*Dong et al, 2017*). Figure 20 (left panel) shows the total ion escape rate as a function of the semi-major axis for cases with both maximum (solid curve) and minimal (dashed curve) total pressure over each planet's orbit. An inspection of Figure 20 (left panel) reveals that the overall escape rate declines monotonically as one moves outwards, from TRAPPIST-1b to TRAPPIST-1h. Hence, taken collectively, this may suggest that TRAPPIST-1h ought to be most “habitable” planet amongst them, when viewed purely from the perspective of atmospheric loss. However, it must be recalled that the presence of liquid water on the surface is a prerequisite for habitability, and TRAPPIST-1h is not expected to be conventionally habitable (*Gillon et al., 2017*). Hence, it seems likely that TRAPPIST-1g will, instead, represent the best chance for a habitable planet in this planetary system to support a stable atmosphere over long periods.

The ionospheric profiles for the TRAPPIST-1 planets in the HZ are not sensitive to the stellar wind conditions at altitudes ≤ 200 km (*Dong et al. 2018* and see Figure 20, right panel).

This is an important result in light of the considerable variability and intensity of the stellar wind, since it suggests that the lower regions (such as the planetary surface) may remain mostly unaffected from under normal space weather conditions.

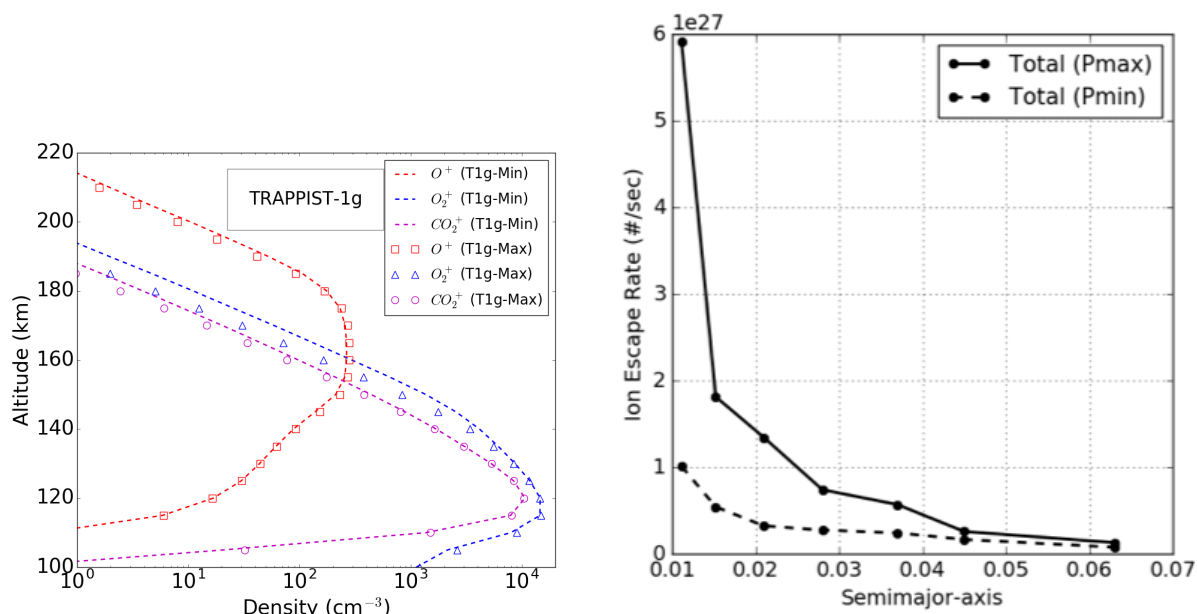


Figure 20: (Left) Total atmospheric ion escape rate as a function of the semi-major axis for cases with both maximum (solid curve) and minimal (dashed curve) total pressure over each planet's orbit. The seven distinct points on each curve represent the seven planets of the TRAPPIST-1 system. (Right) The ionospheric profiles along the substellar line for TRAPPIST-1g for the cases of (i) maximum and (ii) minimum total pressure over its orbit (Dong et al., 2018).

Surface Dosages of Ionizing Radiation via SEPs. SPEs induced by strong stellar CMEs may have a significant impact on the surface dosage of ionizing radiation via particle flux that may affect surface habitability of terrestrial type exoplanets. Recent modeling of SEP-driven ionizing radiation in the atmospheres of exoplanets around M dwarfs of different chemical compositions and atmospheric pressures including Proxima-b and TRAPPIST-1 suggest that impact on life forms at 1 bar atmospheric pressure is relatively small (the critical dose at 10

Sv) (Atri 2017, Yamashiki et al. 2019 and also shown in Figure 22). Considering that exoplanetary atmospheres may suffer severe atmospheric escape in proportion to the XUV flux from their host stars (Airapetian 2017b, see Fig. 17), the surface environment for the majority of exoplanets in the HZs around M dwarfs may become inhospitable at least for complex terrestrial-type life forms (see Fig. 22).

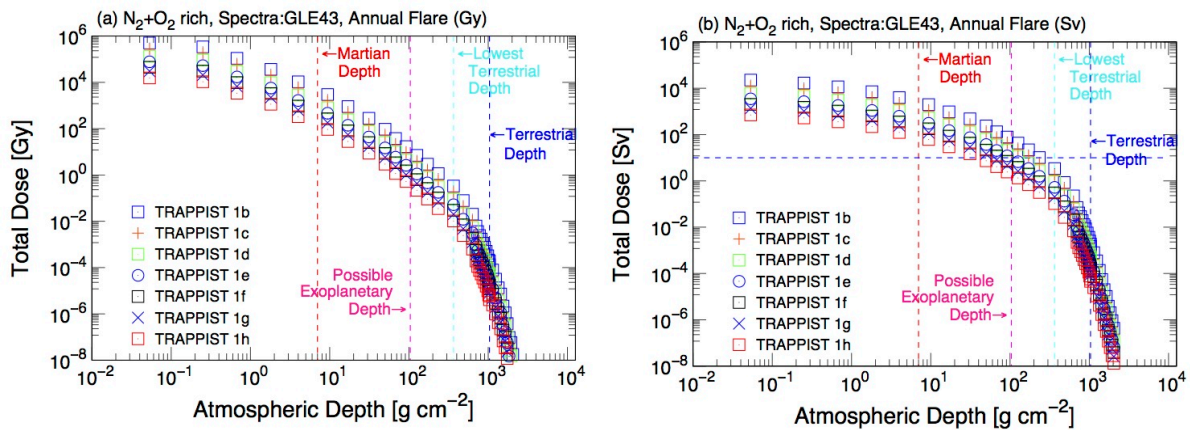


Figure 22. Left: Vertical profile of radiation dose (in Gy) Right: (in Sv), caused by proton spectrum imitating GLE 43 penetrating N₂ rich (Martian type) (a)(b) and H₂ rich (c)(d) atmosphere in TRAPPIST-1b(blue square), c(red cross),d(green square), e(blue circle), f(black square), g(blue cross) and h(red square) in logarithmic scale under Annual Maximum flare energy, calculating using PHITS (Sato et al.2015) and ExoKyoto. Vertical red dotted line represents Martian equivalent atmospheric depth, pink dotted line represents possible atmospheric depth after severe atmospheric escape (in this scenario, we set as 0.1 atm), blue dotted line represents lowest terrestrial atmospheric depth observed at the summit of Himalaya, and blue dotted line as terrestrial atmospheric depth. Horizontal blue dotted line represents 10 Sv, which may be considered as critical dose for complex terrestrial-type lifeform. Figure adapted from Yamashiki et al. 2019.

6. Internal Dynamics of Rocky Exoplanets and the Influence on Habitability

As terrestrial exoplanets evolve over billions of years, the cooling of their interiors drives outgassing, volcanism, surface recycling, dynamo generation, and might be a critical element in climate stabilization feedbacks. Those geodynamic processes depend strongly on planet mass, structure, composition, age, initial conditions, and maybe even the specific path of how the planet evolves. Therefore, space weather dynamics and interior planet evolution must be studied as a co-evolving complex system in order to be able to fully understand how the habitability of a terrestrial planet—the Earth or an alien planet—has evolved over time. In the following sections, we will discuss essential results on exogeophysics—geophysics as applied to rocky exoplanets.

6.1. Long-Term Thermal Evolution of Exoplanets.

The long-term thermal evolution of the interiors of rocky exoplanets over billions of years is driven by the decay of long-lived radiogenic nuclides such as Thorium, Potassium-40, and Uranium (e.g., McDonough & Sun, 1995 for the Earth's composition of radiogenic elements) and the release of primordial heat generated during the planet's formation and core differentiation processes.

The terrestrial planets in our own Solar system are differentiated into a rocky silicate mantle and a metallic core. It has been questioned whether super-Earths are also differentiated like the Earth (e.g., Stamenković et al. 2011, 2012): rapid core formation for terrestrial planets (e.g., Kleine et al., 2002) requires widespread melting of the upper mantle leading to iron diapirs (a type of geologic intrusion in which a more mobile and ductily deformable material is forced into brittle overlying rocks) that sink towards the center via Stokes instabilities (Stevenson, 1990). The time scale of core formation depend on the viscosity of the lower mantle – the higher the viscosity the slower is core formation. The high melting temperatures

and the large activation volumes that Stamenković et al. (2011) find for mantle rocks suggest a slow or reduced core formation ability for massive rocky planets. However, as we shall see below, the magnitude of pressure dependence of mantle viscosity at high pressures is still uncertain, leaving the unresolved question as to whether super-Earths are also differentiated in mantle and core.

Assuming mantle and core separation, the main heat transport mechanism within a planet's silicate mantle is generally mantle convection due to large spatial and thermal contrasts in planetary mantles. In this situation, hot upwellings emerge at the core-mantle boundary and cold downwellings sink from the upper mantle (e.g. for an overview, see Schubert et al., 1969, 1979; Christensen, 1984; Turcotte & Schubert, 2002).

The thermal evolution of planetary interiors is commonly modeled with 2D or 3D mantle convection codes solving standard hydrodynamic partial differential equations of mantle flow using, e.g., codes like GAIA (e.g., Hüttig & Stemmer, 2008), StagYY (Tackley 2000), and Citcom/CitcomS (e.g., Tan et al., 2006; Zhong et al., 2000) amongst many others. Such calculations give detailed insight into specific aspects of mantle convection and are used to derive scaling laws applicable to the thermal state of planet interiors as a function of Rayleigh number—a non-dimensional property that indicates convective vigor (for a review of various Rayleigh numbers, see, e.g., Stamenković et al., 2012). Such computations are computationally expensive and not suited when hundreds to thousands of calculations are needed. For exoplanets large uncertainties in the planetary composition, structure, and initial conditions will inevitably remain. In combination with current-day uncertainties on how mantle rock behaves under high temperatures and especially high pressures, it is therefore critical to extend numerical convection model with simplified 1D thermal evolution models that are based on boundary instability theory or mixing length theory and use scaling laws derived from full mantle convection codes (e.g., Stevenson et al., 1983; or Stamenković et al., 2012 extended to

super-Earths and pressure-dependent viscosity). Used together, both models, numerical convection and parameterized, can significantly expand our knowledge on the evolution of exoplanet interiors (examples where both approaches are combined, see, e.g., Van Heck & Tackley, 2011; Foley et al., 2012; Stamenković et al., 2012; Stamenković et al., 2016).

In the last decade, various groups have applied such models to study the interior thermal evolution of exoplanets. Studied specifically were already discovered exoplanets (e.g., *Candori 55e* (e.g., Demory et al., 2016), planets in the *Trappist-1* system (e.g., Bourrier et al., 2017) amongst others), water worlds containing a significant mass-fraction of water (e.g., Sotin et al., 2007; Fu et al., 2010), and Carbon rich planets (Stamenković & Seager, 2016) in order to understand in what way heat transport within exoplanets varies from the way heat is being transported within the Earth's interior.

At first driven by the discovery of super-Earths—considerable effort has been undertaken to study how planet mass, an essential exoplanet observable, affects heat transport within planetary mantles (e.g., amongst others, Gaidos et al., 2010; Van den Berg et al., 2010; Van Heck & Tackley, 2011; Stamenković et al., 2011, 2012, 2016). The cooling efficiency within rocky planets depends on the effectiveness of mantle convection, which strongly depends on a temperature- and pressure-dependent (amongst other factors) rock viscosity, with terrestrial mantle viscosity values in the order of $\sim 10^{20}$ Pas. Low viscosities are needed to effectively cool a planet's interior. In super-Earths, however, pressures within planetary mantles can reach up to 1 TPa. At such pressures, we lack experimental data to validate models simulating how the viscosity of mantle rock behaves. Early models studying the thermal evolution of exoplanets extrapolated a parameterized version for the Earth's viscosity as a function of temperature alone, and neglected any potential pressure effects. This critical assumption resulted in vigorous mantle convection for super-Earths due to their higher internal temperatures and hence smaller mantle viscosities (e.g., Papuc & Davies, 2007; Gaidos et al.,

2010; Korenaga, 2010; Kite et al., 2009; O'Neill & Lenardic, 2007; Sotin et al., 2007; Valencia et al., 2006, 2007; Van den Berg et al., 2010; Van Heck & Tackley, 2011). However, as shown by Stamenković et al. (2011), for mantle rock minerals like MgO, perovskites, and post-perovskites, viscosity could also strongly depend on pressure. In such a case, numerical mantle convection models have shown that heat transport within the mantles of super-Earths might be sluggish (see, e.g., Stamenković et al., 2012). Other authors used steady state models (e.g., Tackley et al., 2013) to suggest that self-regulation of mantle viscosity, which generally works for smaller planets like the Earth and is known as the Tozer effect (Tozer, 1967), would take care of pressure effects by allowing the mantle to “quickly” heat up and reduce the viscosity to a level that facilitates vigorous convection and fast cooling. However, as shown in, e.g., Stamenković et al. (2012), the time scales needed for such self-regulation could be in the orders of many billions of years and are hence not compatible with an evolving planet. In this case “quickly” might not be fast enough.

Next to super-Earths, attention has been given to the thermal evolution of, yet hypothetical, carbon planets, which contain large amounts of SiC instead of SiO and might form in planetary systems that emerge in disks with large C/O ratios (e.g., Kuchner & Seager, 2005; Madhusudhan et al., 2012). The interior thermal evolution of carbon planets might significantly differ from that of silicate planets due to the very different thermal and transport properties of SiC in relation to SiO (Stamenković & Seager, 2016). Specifically, theoretical models as well as experiments (e.g., Ghoshtagore & Coble, 1966; Koga et al., 2005; Kröger et al., 2003, and Rüschemschmidt et al., 2004) suggest that the rheology of SiC could be much stiffer, resulting in a lower vigor of convection in carbon-rich planets in comparison to silicate counterparts (e.g., Stamenković & Seager, 2016).

These examples illustrate how, when studying more massive rocky planets like super-Earths or planets with different mantle composition, planet evolution can start to significantly

diverge from what we know from the Earth and our own Solar system. Applying only scaling laws without questioning how fundamental principles might be different on exoplanets could constitute misleading approach.

6.2. Evolution of Plate Tectonics on Exoplanets

The heat flow through planetary mantles is strongly affected by the efficiency of crustal and lithospheric recycling and various surface boundary conditions. In this context, plate tectonics and stagnant lid convection reflect two extremes of how the surface exchanges with the planet interior. Plate tectonics occurs today only on one rocky planet in the Solar system, Earth, and allows for lithospheric and surface rocks to be recycled within the deeper mantle, with strong implications for the Earth's climate and its biogeochemical cycles as we shall explore in greater detail later. In stagnant lid convection, on the other hand, the lithosphere thermally insulates the bulk mantle and does not take part in the convective processes – this strongly affects the rate and type of volcanism. Stagnant lid convection is the prevailing mode on modern-day Mars (e.g., Spohn, 1991).

There have been great debates in the last ten years on the possibility of plate tectonics on exoplanets with planet masses, surface temperatures, structures, and compositions different from the Earth. Specifically, models initially explored whether super-Earths, hence rocky planets more massive than the Earth, were likely to facilitate a form of plate tectonics (e.g., amongst others Valencia et al., 2007; Van Heck & Tackley, 2011; Tackley et al., 2013; O'Neill & Lenardic, 2007; O'Neill et al., 2007; Stein et al., 2011, 2013; Noack & Breuer, 2013; Stamenković et al., 2012, 2016; Stamenković & Breuer, 2014; Lenardic & Crowley, 2012; Korenaga, 2010). Those studies focused mainly on the ability of super-Earth lithospheres to yield enabling a form of mobile-lid convection (see for a summary of the various nuances of

plate tectonics like convection, such as subduction, subduction geometry, plate failure, mobility, etc., e.g., Moresi & Solomatov, 1998; Stein et al., 2004).

However, those numerical studies seem to significantly disagree with each other on how plate tectonics is affected by planet mass: in comparison to Earth, Foley et al. (2012), Tackley et al. (2013), Valencia et al. (2007), and Van Heck & Tackley (2011) find plate tectonics more likely on super-Earths. O'Neill and Lenardic (2007), O'Neill et al. (2007), Stein et al. (2011, 2013) find plate tectonics less likely on super-Earths, and Noack and Breuer (2013) find plate tectonics more or less likely to occur on Earth-like super-Earths.

Stamenković & Breuer (2014) and Stamenković & Seager (2016) showed that the differences between the different groups could be traced back to different model assumptions—indicating how sensitive plate failure and subduction are affected by the assumed boundary conditions, mode of heating, rheology, and temperature profiles. Stamenković & Breuer (2014) and Stamenković & Seager (2016) showed however as well, that based on current day constraints including an uncertainty analysis of potential errors, generally an increasing planet mass (for planets more massive than the Earth) reduces the ability of plate failure due to decreasing shear stresses at the lithospheric plate base generated by a hotter upper mantle for more massive planets. This was even further strengthened by numerical experiments from Stamenković et al. (2016), which showed that the initiation of plate tectonics like convection and subduction differs significantly when studying the initiation of plate tectonics with steady-state models or with time-dependent evolution models, where stresses can significantly vary with time and location. For the models, where stresses were allowed to significantly vary and the planet could evolve in time, basal shear stresses were driving the initiation of plate yielding and subduction—with such stresses becoming smaller on hotter (and hence more massive) planets.

Moreover, Stamenković & Seager (2016) concluded that based on our current understanding and for the range of planetary conditions for silicate and carbon planets, the ideal candidate that would maximize the efficiency of plate yielding is an Earth-mass silicate super-Mercury planet with small concentration of radiogenic heat sources (~ 0.1 times the Earth's value) and as little iron as possible within its mantle. As differentiation is highly likely to occur for Earth-sized planets (Breuer & Moore 2015), the characteristics of such planets would be a larger average rocky body density of $\sim 7000 \text{ kg/m}^3$ (hence $\sim 30\%$ denser than an Earth-like analog)—which could be confirmed with simultaneous radial velocity and transit measurements. Carbon planets on the other hand do not seem to be ideal candidates for plate tectonics because of the slower creep rates and higher thermal conductivity for SiC in comparison to silicate planets (see Stamenković & Seager, 2016).

The various initial discrepancies between different groups studying plate tectonics on exoplanets emphasizes the complexity of plate tectonics, the sensitivity of plate failure and subduction on model assumptions and mantle rheology, and the need to include current day uncertainties and extensive parameter studies when applying geophysics to exoplanets environments.

6.3. Planet Habitability and Interior Evolution

6.3.1. Outgassing

The surface habitability of exoplanets will likely be significantly affected by interior processes. Volcanic outgassing is a strong function of planetary composition, upper mantle

redox state (e.g., oxygen fugacity), planetary mass, and age as well as many other planetary properties, and will modulate a planetary atmosphere's composition and mass.

For planets with Earth-like compositions, outgassed material is mainly water and carbon dioxide but can vary widely for planets with more reducing planetary mantles (such as that on Mars which could lead to methane instead of carbon dioxide outgassing) or planetary interiors with a radically different composition (e.g., SiC rich mantles).

Outgassing processes vary strongly over the course of planetary evolution (for first 100 Myr see, e.g., Solomatov 2007). The early outgassing stage is characterized by magma oceans, where a large fraction of the planet's surface and mantle can be molten, followed by a later stage of mainly subsolidus mantle convection.

Specifically for water, during the early stages of magma ocean evolution, outgassed fractions of water can range from less than 1% to up 20% of a terrestrial-like planet mass based on typical chondritic material compositions (see for a review, e.g., Elkins-Tanton & Seager, 2008). Such early stage outgassing numbers are upper limits, as planets could have lost large amounts of water during the initial planet formation process. Moreover, as suggested by Hamano et al. (2013) planets with steam atmospheres at orbits with a stellar influx larger than about 300 Wm^{-2} could have much longer magma ocean phases, possibly outgassing much more of their initial water in the first 10–100 Myr, and could thus result in planets that are much drier than those at greater distances from their host star.

For the post magma ocean phase, rocky planets cool mainly through subsolidus convection (see Section 6.1) and melt formation in the crust and upper mantle and subsequent transport to the surface through volcanic activity drives outgassing. As an example of a specific rocky exoplanet system with water outgassing, Bourrier et al. (2017) find for the TRAPPIST-1 system that, after the magma ocean phase, especially planets with more massive refractory parent bodies are capable of outgassing water for much longer. In combination with the result

that planets within the orbits of TRAPPIST-1d and TRAPPIST-1h enter the Habitable Zone within about 100 Myr to a few hundred million years, and considering that the largest atmospheric loss processes occur before entering the Habitable Zone, suggests that planets at more distant orbits and more massive planets could outgas up to one or two ocean masses of water after they entered the Habitable Zone. This emphasizes how late-stage geophysical outgassing might be a critical component for sustaining habitable environments on rocky planets as found in the TRAPPIST-1 system and beyond.

6.3.2. Space Weather and Geodynamics: approach

The surface habitability of exoplanets is affected by two major types of processes: from inside out via geodynamic processes and from outside in by exoplanetary space weather. These two aspects of exoplanetary habitability are both time-dependent and intertwined and have to be studied together for an evolving planet. It is highly questionable as to how much information we can gain solely from steady-state approaches as shown by Stamenković et al. (2012, 2016). In this context, work such as Bourrier et al. (2017) exemplify a reasonable way forward, uniting exogeodynamics with space weather by accounting for evolving planets and assuming for all geophysical aspects a probabilistic approach, which self-consistently takes the known geophysical uncertainties (thermal and transport properties; planet composition, structure, and initial conditions; as well as model uncertainties) into account and seeks for robust results (following Stamenkovic & Seager 2016).

6.3.3. Potential Impact of Plate Tectonics on Planet Habitability

Plate tectonics impacts both climate and surface redox state on the Earth, and thus our own planet's habitability, by 1) bringing oxidized material back into the interior and reduced rock to the surface (impacting the delivery of fresh nutrients), 2) by (partially) returning buried atmospheric carbon to the atmosphere via volcanism caused by subduction (on geological time scales rather continuously), and 3) by causing continental uplift at subduction zones, which actually moves oceanic carbon to long-term storage on massive cratons. The latter process might aid burying carbon and building up oxygen levels (e.g., Wilson cycle, see, e.g., Falkowski & Isozaki, 2008) and might therefore be possibly necessary to satisfy the large oxygen demand for mammals (e.g., Catling et al., 2005). Up to now, the exact role of plate tectonics impacts on atmospheric composition and climate is a critical field to be explored.

Although plate tectonics impacts a planet's climate and biogeochemical cycles, it is not clear whether it is really necessary for complex surface habitability over billions of years on an Earth-sized planet – especially because stagnant lid convection on such planets is also associated with long lasting strong volcanism and offers many mechanisms that could mimic the processes used to legitimate the necessity of plate tectonics for life on Earth (such as long-time volcanic CO₂ outgassing and carbon burial). The link between plate tectonics and habitability on super-Earths (rocky planets 1-10 times more massive than Earth) is, however, strengthened by previous studies (Stamenković et al., 2012), which indicate that for a variety of initial conditions, volcanism without plate tectonics might be limited to smaller planets due to melt extraction issues on more massive rocky planets.

Although it is not clear to what degree plate tectonics is needed for creating habitable environments, it remains certain that we must deepen our understanding of the planetary conditions that impact the tectonic mode of a rocky planet in order to: 1) understand the Earth's biogeochemical cycles and long-term climate variability (especially the carbon cycle and the rise of oxygen), 2) to understand how common Earth like planets are in the Milky Way, and 3)

to reduce false-positive biosignature gases caused by geophysical activity on an alien rocky exoplanet—by being capable to assess the tectonic mode (and hence tectonic type related volcanic fingerprints) of an exoplanet (see Stamenković & Seager, 2016). Tosi et al. (2017) suggested that Earth like planets could maintain a habitable period without plate tectonics. Therefore, studying plate tectonics for a diversity of planets unites solid Earth, Solar system, and exoplanet research in one field.

6.4. Effects of Tidal Heating on Volcanism and Habitability of Close-In Exoplanets

The classical habitable zone (Kasting et al., 1993) around low luminous M dwarf stars occurs at sufficiently short orbital periods for tidal effects between the star and planet to become relevant for a planetary energy budget which affect climate conditions. Terrestrial planet interior processes outside this region are generally dominated by long-term radionuclide decay. In radiogenic-only situations, the heat flux from the interior, as well as corresponding metrics such as the rate of outgassing, volcanism, and convective vigor, are primarily determined by the size and age of the planet. If an exoplanet has an Earth-like plate-tectonics, then carbonate-silicate cycle and recycling of other atmospheric components chemically trapped at the surface become important in regulating an exoplanetary climate (Walker et al. 1981). When tidal heating is relevant, primary control of the internal heat flux, and interior-atmosphere interactions, switches to the present value of the orbital eccentricity, planetary spin rate, and planetary obliquity.

Each of these terms may lead to heating rates far higher than radiogenic isotope decay would ever provide (e.g., Ferraz-Mello et al., 2008; Jackson et al., 2008; Barnes et al., 2009; Henning et al., 2009; Barnes et al., 2008; Henning & Hurford, 2014). Tidal heating generally leads to damping of eccentricity, spin rate, and obliquity, at rates inversely proportional to the

intensity of heating. Control of the overall intensity of this process is dominated by semi-major axis (a) to the power of -7.5 . Obliquity tides damp rapidly and are often weak. Tides induced by non-synchronous spin are generally intense, and can either be short lived or long term depending on initial spin rate or presence of a moon. Further issues relating to spin-synchronization are discussed in Section 6.5. Eccentricity tides, as drive activity on Io, Europa, and Enceladus, may be very long lived and intense if an orbital resonance exists. The strongest and most stable such resonance, a mean-motion resonance, exists when there is an integer ratio between orbital periods of co-orbiting objects such as Io and Europa. Tides may also strongly alter habitability if a large exomoon or binary-planet system exists (Heller & Barnes, 2013).

Several outcomes are worth special attention. First, consider worlds similar to TRAPPIST-1g and TRAPPIST-1h (Gillon et al., 2017). These planets lie outside the classical surface-temperature-based habitable zone based on instellation alone. Multiple parameters however make them ideal candidates for sufficient internal heating to sustain extensive liquid water oceans underneath ice shells: they are large enough that radionuclide-containing cores are expected to supply non-negligible levels of internal heating, even though the exact rates are highly uncertain. Furthermore, they exist in a crowded orbital neighborhood, where perturbations are strong; with multiple bodies in the TRAPPIST-1 system close to mean motion resonance (Luger et al, 2017), allowing for sustained non-zero eccentricity maintained in opposition to tidal damping. Finally, stellar distances, sizes, and suspected compositions imply tidal heating rates in a range appropriate to provide liquid water if the surfaces are water rich (Barr et al., 2017; Turbet et al., 2017).

A scenario such as this is important because it circumvents stellar radiation issues and habitability, by providing a refuge for life that comes with a thick shield: in the form of a few kilometers of surface ice. Both tides, and tides in combination with radionuclides, can lead to liquid surface water for worlds otherwise outside the instellation-only ice line. Such a world

would have both shielding from radiation for organisms at depth within the ocean, and minimal barriers to chemical exchange between the atmosphere and liquid habitat. Note that because internal heat cannot build up without limit, its inevitable long-term escape will lead to cracks, cryovolcanism, diapirs, and some degree of chemical communication with the ice surface on all but the thickest ice shell cases. Tidal flexure and the focusing of tidal dissipation into viscoelastic ice shells, as occurs for Europa and Enceladus, additionally aids in making ice shells chemically permeable for improved biochemical transport.

It is not yet known how common close-packed terrestrial systems at short periods around M dwarf stars are, however the discovery of the TRAPPIST-1 system itself is suggestive.

A second key scenario to consider is the manner by which internal heating may prevent habitability with too much heat. For worlds in the mass range of 1-10 M_E , this is not a concern arising from radiogenic heat, but a high eccentricity or very short orbital period may readily lead to tidal heating that converts Earth-analog conditions into Venus-analog conditions, or further pushes surface temperatures too high (even greenhouse heating) and even including the possible outcome of lava lakes on the surface, or a magma ocean. The short period M dwarf planet 55 Cancri e is suspected to be the first known example of such a magma ocean world (Demory et al., 2015), driven by tidal activity. In this scenario, even perfect star-planet conditions may be moot if orbital conditions fall out of a favorable range. Lastly, moderate levels of eccentricity and subsequent tidal activity may not play a strong role in controlling surface temperature, but can be a factor worth investigating with regards to the biochemistry of habitability. High internal heat rates mean both volcanic outgassing rates, and high overturn or depletion rates for volatile components within a planet's mantle. CO_2 and H_2O are the two dominant gases in all volcanic eruptions on Earth. This is expected to remain true for exoplanets (Kaltenegger et al., 2010). SO_2 and H_2S are typical second tier volcanic gas

components. High release rates of CO₂ in particular may have a critical role on climate, and must be considered carefully in conjunction with the presence/absence of a surface ocean or exposed silicate surfaces for carbon cycle feedback. Transient SO₂ and H₂S spectral signatures provide possible means to identify worlds with active and extreme volcanism (Kaltenegger et al. 2010). Note that plate tectonics is not necessary for volcanism to assist biochemical habitability, as even volcanic sources on Earth that are sourced from the deep mantle still provide volatile elements to the surface for very long timescales, including non-zero CO₂ that can accumulate and break planets free from snowball-Earth (Kirschvink, 1992) style episodes.

Exoplanets may also experience modest tidal dissipation rates, especially near M-dwarf hosts, due to less-studied dynamical processes such as tides due to librations, shell adjustments, or due to ongoing forced small-angle obliquity as occurs for an object in a dynamical Cassini state (Ward, 1975).

For planets around stars more luminous than M dwarfs, star-planet tides play less of a role for habitability, as the larger host distance of the classical habitable zone does not support significant tidal dissipation. For planets or moons at arbitrary distances from a luminous host (including “free-floating” worlds not bound gravitationally to any host star (Stevenson, 1999; Osorio et al., 2000; Abbot & Switzer 2011; Badescu 2011)), many configurations of planet and moon can lead to subsurface liquid water. Observational constraints for the occurrence rates of “free-floating” systems (Debes & Sigurdsson 2007) at the terrestrial-planet mass level are lacking, and remain limited even for Neptune and Jupiter mass primaries, however early microlensing statistics (Sumi et al., 2011; Schild et al., 2012; Mróz et al., 2017), imply they are sufficiently numerous to contribute significantly to overall galactic habitability. A large exomoon around Kepler-1625b was recently discovered, but the distribution of exomoon properties remains poorly known (Teachey et al., 2018; Teachey & Kipping 2018). Still, if Europa and Enceladus alone are reasonable examples, the volume of liquid water in the galaxy

may be dominated by such subsurface environments more so than by exposed surface oceans such as on Earth. Thin-ice shell ocean worlds, allowing chemical communication with the silicate interior and surface, but shielded from stellar radiation, may be highly favorable for life analogous to the Precambrian ocean-only ecosystem of the early Earth.

Terrestrial Planet Spin Synchronization. When tidal dissipation induced due to non-synchronous spin is of sufficient magnitude, a planetary body will evolve toward a state of spin synchronization, in the same manner that one face of Earth's moon is synchronized to face the Earth, in what is called a 1:1 spin-orbit resonance. Mercury however is locked in a similarly stable 3:2 spin orbit resonance (Orbital period 87.969 days, spin period 58.646 days).

Short period exoplanets, especially near M dwarf stars, are often assumed to exist in 1:1 spin-orbit resonance states leading to strong dayside-nightside differences in instellation and space weather exposure. This is based on the typically short (1-10 Myr) timescales for the damping of plausible initial spin rates. Strong temperature dichotomies and evidence for hypersonic dayside-to-nightside circulation on Hot Jupiters such as HD 189733b (Majeau et al., 2002; Knutson et al., 2007) support this expectation, but cannot yet discern between exact-1:1 and near-1:1 (pseudo-synchronous) spin-orbit states. For worlds that have synchronized, internal heating may allow for habitability on nightsides that are naturally shielded from the majority of stellar radiation.

Recent studies based on advances in modeling dynamical outcomes that may arise from more realistic models of viscoelastic silicate and icy mantle materials suggest capture into higher-order spin orbit resonances may be more common than previously expected (Makarov, 2012; Makarov et al., 2012; Makarov & Efroimsky, 2014). In particular, use of the Andrade rheology, a model of the frequency dependent response of silicate or ice to stress that shows unique success in the laboratory, suggests that second-order effects in the despin process may

prevent widespread 1:1 spin orbit resonance. Similar effects may also alter the prevalence of the phenomenon of pseudo-synchronization, whereby the equilibrium spin rate is greater than the orbital period by magnitudes in the range of 3% (Murray & Dermott, 1999) Pseudo-synchronous rotation is no longer expected to be a stable outcome for fully solid worlds (Makarov & Efroimsky, 2013), but be more likely than 1:1 resonance for worlds with a liquid, semi-liquid, or partial melt layer (Makarov, 2015), including silicate asthenospheres and water oceans. Exact 1:1 spin synchronization is a time-averaged phenomenon, and the degree of dayside-nightside libration or drift is predicted to depend strongly on internal layer structure and the existence of any surface or internal liquid layers. Slightly inexact spin-orbit resonances are also found as solutions when advanced material models are tested. Significant planetary asymmetry or triaxiality (e.g., Olympus Mons or the lunar crustal dichotomy) favor strong exact 1:1 spin-orbit resonance capture, whereas lack of an asymmetric (quadrupole) term for torque has generally been seen to favor pseudo-synchronization. Atmospheric torque has historically been regarded as a key control in the spin history for Venus. Crucially, Leconte et al. (2015) find that even a thin atmosphere can be sufficient to disturb the gravitational torques maintaining 1:1 spin-orbit synchronization. Other factors such as rapid atmospheric circulation induced by instellation, and regular shifts in the mass distribution of the planet (e.g., true polar wander), may also act to upset strict dayside-nightside divisions.

Resolving such issues will be critical for the assessment of the habitability of exoplanets of interest. In the meantime, climate models and star-planet interaction models for worlds at M dwarf stars should consider both 1:1 synchronous cases, pseudo-synchronous cases, and higher-order spin-orbit cases such as a 3:2 resonance.

6.5. Generation of Intrinsic Magnetic Fields of Rocky Exoplanets

An intrinsic (of the internal origin) magnetic field of a terrestrial planet is vital for protecting life and habitable environment from harmful electromagnetic radiation from sources external to the planet, such as the host star. The existence and the evolution of the magnetic field are among the key science questions for understanding planetary habitability. In the remainder of this section, the intrinsic planetary magnetic fields are simply referred to as the “planetary magnetic fields”.

Generation of the planetary magnetic fields is governed by the “dynamo theory” (Larmor, 1919), which can be summarized as that a planetary field is generated and maintained by convection of electrically conducting rotating fluid within the planet, as illustrated in *Figure 23*. Thus, the planetary field requires two fundamental physical conditions: a planetary-scale metallic fluid core, e.g. the Earth’s molten outer core, and a strong driving force to stir up the fluid motion, such as the thermal and compositional buoyancy forces from planetary secular cooling and differentiation (Braginsky and Roberts 1996), and driving forces from planetary rotation variations (Tilgner 2005). The secular cooling and the differentiation of a planet, and their consequences on e.g. solidification of the solid inner core at the center, depend ultimately on the dynamical processes in the overlaying mantle (e.g. Buffett *et al.*, 1996; Nakagawa and Tackley, 2013). Therefore, generation of a planetary magnetic field depends on the core dynamics, and on various interactions within the planet and with astronomical systems external to the planet.

The working of the dynamo theory is very simple, but the resulting planetary fields can be very complex, as observed from our own Solar system: Earth has a strong (slightly tilted and dipole dominant) magnetic field over its entire history (e.g. Biggin *et al.*, 2015); Mercury has a very weak (off-centered dipole) field at present (Anderson *et al.*, 2012); Mars and Venus are currently non-magnetic. However, Mars had a strong magnetic field in its early history, as shown from the strongly magnetized ancient surface in the southern hemisphere detected by

NASA Mars Global Surveyor (MGS) mission (Mitchell *et al.*, 2007). But no similar conclusion could be made to Venus simply because of its young and hot surface. These observations suggest that a planetary magnetic field could change significantly over geological time scales, and its life-span can even be much shorter than that of the planet.

Substantial progress has been made in our understanding of the generation and the evolution of the planetary magnetic fields with large-scale numerical dynamo simulations over the past two decades (e.g., Roberts and King, 2013; Stanley and Glatzmaier 2010). However, there are many fundamental questions to be answered, such as the amount of heat across the core-mantle boundary (e.g., Karato, 2011; Stamenković *et al.*, 2011; Tackley *et al.*, 2013), and on the thermo-chemical properties of the metallic cores (e.g. Valencia *et al.* 2006; Stamenković *et al.* 2011, 2012). Their impacts on the magnetic field generation can be far more complex than what we have understood at present time. For example, recent results of Kuang *et al.* (2018) indicate that the generation of planetary magnetic fields can be significantly weakened if the inner core grows to beyond 50% of the outer core's radius, even though the inner core growth is vital for producing the necessary buoyancy force to drive the core dynamo. Moreover, simulations suggest that our planet could lose its magnetic field, and thus the planetary magnetospheric protection from space effects including solar wind and energetic particles, in as short as 700 Myr with the current growth rate of the inner core. These results have far reaching implications for habitability of Earth-like planets around active stars including M dwarfs and imply that the planet's age should be an important habitability factor.

More observational, experimental and theoretical studies are needed for understanding the generation and evolution of the planetary magnetic fields, and for addressing the fundamental science questions directly relevant to habitable worlds, such as potential causes of destabilizing the field (e.g. magnetic polarity reversals), impacts of planetary interior structures (e.g. geometry and boundary changes) and their chemical composition (metallicity)

and star-planet-moon interactions (e.g. tidal forcing on planetary fluid systems) on the planetary magnetic fields.

The magnetized planets in our solar system provide valuable diverse dynamic systems for us to research, test and validate scientific hypothesis and models, and thus provide pathways to extrapolate results to the diversity of magnetized exoplanets. Their magnetospheres can be detected through the radio signatures introduced by the effects of the interactions between close-in exoplanets with astrospheres of their host stars. A unique Jupiter-Io interacting system, in which Io orbits within the Jupiter's magnetosphere and produces the UV-bright aurora (Mura et al. 2018), can serve as a good example of the planet-moon system that possibly could be detected in the closest exoplanets including TRAPPIST-1 and Proxima Centauri systems using upcoming Low Frequency Array (LOFAR) radio observations (Turnpenney et al. 2018).

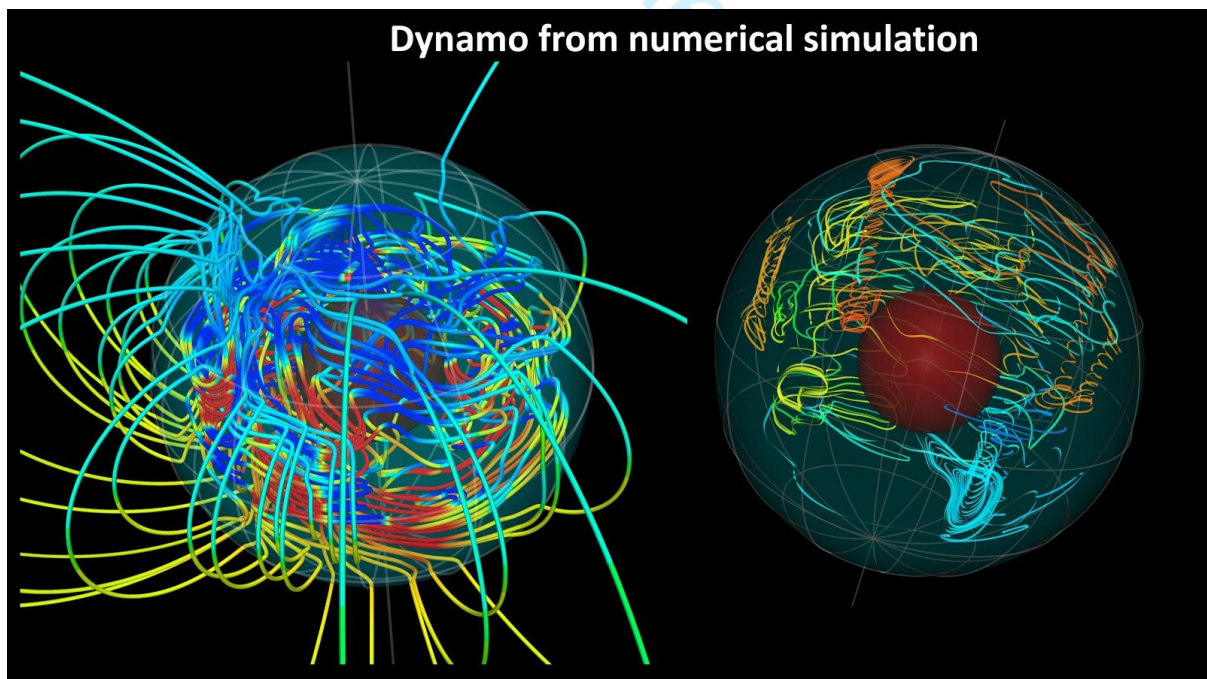


Figure 23. Simulated planetary dynamo in a fluid outer core (between the transparent green surface at the top and the opaque red surface near the center). The helical chaotic convective flow (on the right) generates and maintains a very complicated magnetic field (on the left) spreading out from the core to the exterior of the planet (Kuang et al. 2018).

7. Space Weather, Habitability and Biosignatures

‘Habitability’ broadly refers to conditions which can sustain life. An unequivocal definition of life itself remains elusive although often-quoted is the “self-sustaining chemical system capable of Darwinian evolution” (Joyce et al., 1994). Life as we know it has three essential requirements, namely (i) an energy source, (ii) liquid water, and (iii) the chemical elements CHNOPS (see e.g. Cockell et al., 2016). The classical Habitable Zone (HZ) refers to the circular region around a star where a terrestrial planet can support liquid water (Huang 1960; Kasting et al., 1993). An empirically-defined “conservative habitable zone” has also been defined, with limits based on evidence that recent Venus and early Mars may have had conditions permitting liquid water on their surfaces (Kasting et al., 2014). The Continuous HZ (CHZ) (e.g. Hart, 1979) refers to the circular region which remains potentially habitable despite changes in stellar luminosity over geological time. The non-classical HZ extends beyond the snowline and includes objects proposed to have subsurface oceans (Lammer et al., 2009). Other phenomena proposed to affect habitability include e.g. the output of the central star (Beech, 2011); the planetary atmospheric mass and composition (e.g. Grenfell et al., 2010); the presence of stabilizing climate feedbacks driven by e.g. plate tectonics (Korenaga et al., 2013); the presence of a large moon (Laskar et al., 1993); planetary orbital parameters such as the rotational rate (e.g. Del Genio and Zhou, 1996; Edson et al., 2011; Yang et al., 2014) and the role of the planetary magnetosphere (e.g. Shizgal and Arkos, 1996).

Regarding the present paper, there are numerous ways in which space weather could influence habitability - for example by influencing atmospheric escape or/and atmospheric composition hence affecting surface climate and radiation as discussed in Airapetian et al. 2017.

7.1. Atmospheric Models of Habitable Environments

A major goal of this Section is to discuss the factors necessary for habitability and the extent of habitable environments in the Universe. These clearly have repercussions for the distribution of potential life and biosignatures which drives the design of next generation exoplanetary missions. A central task is to constrain the HZ for a given planetary system by applying numerical models. Earlier 1D model studies (e.g. *Hart, 1979*) suggested a thin HZ for Sun-like stars extending from (0.95-1.01) Astronomical Units (AU). Subsequent works (e.g. *Kasting et al., 1988*) however, noted that including atmospheric climate feedbacks such as the carbonate-silicate cycle (*Walker et al., 1981*) could considerably widen the HZ.

Regarding the habitability of the early Earth, there exists a discrepancy between ancient soil (paleosol) data and the output of certain atmospheric climate-column models which suggests a frozen surface. This problem is sometimes termed the “Faint Young Sun Paradox (FYSP)” (see e.g. review by *Feulner, 2012*). Briefly, proposed solutions for this problem include e.g. (i) an increased abundance of greenhouse gases such as methane ($\text{CH}_4(\text{g})$) (*Pavlov et al., 2003*) or/and nitrous oxide ($\text{N}_2\text{O}(\text{g})$) (*Grenfell et al., 2011; Roberson et al., 2011*), (ii) enhanced line-broadening by molecular nitrogen (N_2) (*Goldblatt et al., 2009*), (iii) increased planetary albedo (*Rosing et al., 2010*) due to a lowering in biogenic cloud precursors, or (iv) updated carbon dioxide (CO_2) thermal absorption coefficients (*von Paris et al., 2008*). 3D model studies addressing the FYS problem (*Charnaey et al., 2013; Wolf & Toon 2013; Kunze*

et al., 2014) noted that tropical latitudes could remain habitable even if the global mean surface temperature lies below the freezing point. Organic photochemical hazes that can form in reducing atmospheres with sufficiently high CH₄ concentrations had been thought to be an obstacle to keeping Archean Earth warm enough to sustain liquid water (*Sagan and Chyba, 1997*). More recent work suggests however that the fractal nature of such hazes (*Wolf and Toon, 2010*) and self-shielding effects (*Arney et al.*, 2016) limit the surface cooling that can occur in the visible portion of the FYS spectrum while blocking harmful radiation in the UV.

For the inner HZ there are two boundaries. Firstly, the “water-loss “ (or “moist greenhouse” limit” (*Kasting, 1988*) occurs where the planet’s entire ocean reservoir is lost via diffusion-limited escape within the lifetime of the planet ((originally estimated to occur at ≈ 0.95 AU for Earth; (*Kasting et al.*, 1993) and more recently at 0.99 AU (*Kopparapu et al.*, 2013) for 1-dimensional cloud-free models and main-sequence stars. Secondly, the “runaway greenhouse limit” occurs where the surface temperature reaches the critical point of water ($T_c=647$ K) (≈ 0.84 AU for Earth; (*Kasting, 1988*); see also *Wolf and Toon, 2015*). Recent 1D model studies (e.g. *Kasting et al.*, 2014) noted the challenge of performing accurate climate transfer calculations in thick steam atmospheres near the inner HZ boundary. The 1D study of *Zsom et al. (2013)* suggested a very close (≈ 0.38 AU) inner HZ boundary for a desert world with high surface albedo ($A=0.8$) and low relative humidity ($RH=1\%$) orbiting a solar-mass main sequence star. 3D model studies near the HZ boundary suggest e.g. climate-cloud feedbacks (*Yang et al.*, 2013) and Hadley cell responses (*LecConte et al.*, 2013) which suggest an expansion of the inner HZ boundary towards the star. *Yang et al. (2014a)* suggest a strong dependence of the inner HZ position upon planetary rotation rate associated with an atmospheric dynamical response driven by changes in the Coriolis force. A recent 3D model study (*Kopparapu et al.*, 2016) suggested a modest revision of the inner HZ boundary inwards on including consistent planetary rotation due to tidal-locking and associated cloud effects.

For the outer HZ, the “maximum greenhouse limit” (≈ 1.67 AU for Earth; (Kasting *et al.*, 1993) occurs where greenhouse warming of the planetary surface from carbon dioxide ($\text{CO}_2(\text{g})$) is strongest. Increasing the abundance of atmospheric $\text{CO}_2(\text{g})$ above this limit leads to a net cooling of the surface due to enhanced Rayleigh scattering. The $\text{CO}_2(\text{g})$ abundance and its ability to stabilise climate depends upon outgassing rates from the interior and whether the planet features plate tectonics (see also section 4). Pierrehumbert and Gaidos (2011) suggested that collision-induced absorption from hydrogen ($\text{H}_2(\text{g})$) atmospheres could extend the outer HZ to as far as 10 AU for planets orbiting a sunlike star, even though planets would lose their H_2 inventories within a few million years. Ramirez and Kaltenegger (2017) have recently proposed that the $\text{CO}_2\text{-H}_2\text{O}$ HZ (e.g. Kasting *et al.* 1993) could be significantly widened on planets with volcanoes that outgassed significant amounts of H_2 , which moves the outer edge limit outward (from 1.67 AU to ~ 2.4 AU in our Solar system). Unlike Pierrehumbert and Gaidos (2011), volcanism may help sustain habitable conditions for longer (up to Gyr) timescales. A recent 3D model study (Wolf, 2017) suggests that the 1D outer edge maximum greenhouse limit (1.67 AU) may not actually be realizable because of the high cloud and surface albedos of cold planets and subsaturation of water vapor. The extra warming from H_2 could partially offset this problem though (Ramirez and Kaltenegger, 2017). On the other hand, even for an Earth-like atmospheric composition, habitability may be possible for colder surface temperatures if the ocean is more saline than Earth’s (Cullum *et al.*, 2016; Del Genio *et al.*, 2017).

7.2. Habitability of Earth-like planets orbiting M-dwarf stars.

Rocky planets orbiting in the HZ of M-dwarf stars are on the one hand favoured objects for next-generation mission surveys since such stars are numerous in the solar neighborhood,

their planets have high (planet/star) contrast ratios and the close proximity of HZ planets to the central star means more frequent transit events and hence faster data collection over a given observing interval. On the other hand, such planets have potential drawbacks with regards to their potential habitability as reviewed in *Scalo et al. (2007)* and *Shields et al. (2016)*. Firstly, the close proximity of the HZ to the central star could most likely leads to HZ planets becoming tidally-locked i.e. where strong gravitational interaction leads to the possibility of synchronous rotation (the planet having a constant day and night side). Whether the planet's surface remains habitable then depends on the ability of its atmosphere to transport heat from the dayside to the nightside. In practice, numerous 3D model studies have indicated that this is not an obstacle to habitability of the dayside region as long as (1) there is sufficient water to create an optically thick dayside convective cloud deck that shields the surface from direct starlight (e.g., *Yang et al., 2013; Kopparapu et al., 2016; Turbet et al., 2016; Boutle et al., 2017; Wolf, 2017*) and (2) the land-ocean configuration prevents water from being completely trapped as ice on the nightside (*Yang et al., 2014b*). Nonetheless, the “moist greenhouse” habitability limit of diffusion-limited escape occurs at lower instellation values for cooler stars because of their reducing Rayleigh scattering and predominantly near-infrared incident stellar flux, the latter which is strongly absorbed by water vapor, driving a stratospheric circulation that transports significant H₂O to high altitudes where it is readily dissociated (e.g. *Kasting et al. 1993; Fujii et al., 2017; Kopparapu et al., 2017*).

Other factors that influence the habitability of M-star planets involve the evolutionary phase of bolometric luminosity and magnetic activity of host stars, their impact on a planet and internal planetary dynamics. For some planets, the luminous pre-main sequence phase of the host star may have driven the planet into a runaway greenhouse state before it had a chance to become habitable (*Ramirez and Kaltenegger, 2014; Luger and Barnes, 2015; Bolmont et al., 2017*) although worlds located in the pre-main-sequence HZ may be (*Ramirez and*

Kaltenegger, 2014). For others, conditions in the protoplanetary disk may have worked in favor of or against habitability, e.g., variations in water delivery to planets (*Ribas et al., 2016; Tian and Ida, 2015*) and an H₂-poor vs. H₂-rich nebula that may have provided initial shielding planetary envelopes of different thicknesses to protect Earth-size planetary cores and their atmospheres from complete photoevaporation (*Luger et al., 2015*). The California-Kepler survey suggests at least a small number of planets of a size that would be consistent with a remnant thin H₂ envelope (*Fulton et al., 2017*). The composition of the planet, to the extent that it is related to elemental abundances for its host star, may determine its interior structure (*Dorn et al., 2017*) and influence the tectonic history of the planet and thus the coupling of its climate to the interior (*Lenardic et al., 2016*). Finally, due (a) to the close proximity of the planet to the star and (b) (possible) weakening of the magnetospheric field (if present) due to tidal-locking - the stellar environment could lead to strong bombardment of the atmosphere with high energy particles and UV that either strip the planet of its atmosphere or leave its surface inhospitable to life (see also section 5.5 below).

7.3. Biosignatures: Atmospheric Traces of Life

The term biosignature refers here to evidence which suggests the presence of biological forms of life. The subject is broad, spanning a range of disciplines (e.g. biology, geology, atmospheric science) and physical criteria (e.g. fossil morphology, isotope signatures, chiral signals, departures from thermodynamic and redox equilibria, presence of gas-phase species etc.). Broadly speaking, an “ideal” biosignature should be (i) easily detectable with a large signal-to-noise ratio, (ii) unequivocally biological i.e. without abiotic sources and (iii) easily retrievable from the data without e.g. data degeneracies, numerical issues etc.

The topic may be broadly split into two parts, namely in-situ and remote biosignatures. In this paper, we focus on remote biosignatures via spectroscopic detection of atmospheric species in an exoplanet context. We discuss thereby possible abiotic production mechanisms (in order to rule out false signals from non-life), biosignature detectability and the role of space weather. A series of five comprehensive review papers in biosignature science (Schwieterman et al., 2018; Meadows et al., 2018; Catling et al., 2018; Walker et al., 2017; Fujii et al., 2017) organized by the NASA research network NExSS (Nexus for Exoplanet System Science) emphasized the following key points: 1. remote biosignatures need to be interpreted in their full environmental context i.e. combined with information on stellar input, planetary evolution etc (Airapetian et al. 2018a,b; Meadows et al. 2018); 2. exo-atmospheric biosignature science has recently developed a much more mature understanding of potential abiotic sources, especially for O₂(g) (see Grenfell et al. (2017) for a review of the response of atmospheric biosignatures in an exoplanet context); 3. given the observational challenges for biosignature detection and the open-ended nature of potential theories for false positives, a probabilistic approach to claims of biosignature detection will be necessary.

7.3.1. Impact of stellar UV emission on biosignatures

The seminal study by Des Marais et al., (2002) investigated spectral detection of atmospheric biosignatures such as O₂ and O₃ on Earth-like worlds. Several works (e.g. Segura et al., 2003; Grenfell et al., 2007; 2014; Kaltenegger et al., 2007; Rugheimer et al., 2013, 2015) subsequently modeled the effect of the incoming stellar radiation (in particular UV) upon Earth-like planets orbiting in the HZ of different spectral classes. They found that electromagnetic radiation from the central star could play an important role for atmospheric climate, photochemistry and planetary spectral signals.

Regarding planets in the HZ of M-dwarfs, Segura et al., (2005) modelled the effect of UV suggesting that biosignatures such as $\text{N}_2\text{O}(\text{g})$ and $\text{CH}_3\text{Cl}(\text{g})$ could build-up by 2-3 orders of magnitude compared with the modern Earth. Segura et al (2010) modeled the UV (and the high-energy particle) effect of a stellar flare upon the atmospheric habitability for a hypothetical Earth-like planet orbiting in the HZ of the M-dwarf star AD Leo. Results suggested that flares may not present a direct hazard to potential life. Rauer et al. (2011); Grenfell et al. (2013) and Rugheimer et al. (2015) noted that changing the spectral class and activity (hence UV output) of the central M-dwarf star could have a potentially large effect upon atmospheric biosignature abundance and spectral signal. Because XUV flux may cause atmospheric erosion especially on exoplanets in HZs around M dwarfs, atmospheric pressure should be significantly lower than that assumed in these models unless a planet hosting star is magnetically quiet and planet is volcanically active to replenish high rates of escape (Airapetian et al. 2017; Garcia-Sage et al. 2017).

While oxygen (O_2), its photochemical product, ozone (O_3); methane (CH_4), nitrous oxide (N_2O), and chloromethane (CH_3Cl) have been proposed as gas-phase biosignatures, they cannot be considered robust in isolation due to the known abiotic production mechanisms for O_2 , O_3 , CH_4 , and N_2O . A combination of biosignatures and an understanding of the planetary context will be required to claim a planet has a high potential of having life. While CH_3Cl has no known false positive mechanisms, it is a highly specific molecule unlikely to be produced in large quantities on an exoplanet if at all (see Seager et al., 2013a for a discussion on types of biosignatures). Seager et al. (2013b) also suggested NH_3 as a potential biosignature in a temperate, H_2 dominated world. NH_3 has a short atmospheric lifetime on Earth as it is easily photolyzed by UV radiation. Ozone plays an additional role because its fate could be intermingled with those of the other species. This is because, loss of the protective ozone layer on an Earth-like planet would likely result in a flooding of UV photons into the lower

atmosphere which would strongly increase the photochemical removal of the other biosignatures, CH₄, N₂O, and CH₃Cl.

Regarding the effect of UV, ozone is on the one hand *produced* via molecular oxygen photolysis in the Herzberg region ($\lambda < 242$ nm) - producing oxygen atoms (O) which quickly react with O₂ to form O₃. On the other hand, ozone is photolytically *destroyed* at wavelengths ranging from \sim (242-320) nm. This implies a dependence of ozone abundance to UV with a “switchover” regime from ozone loss to ozone production with decreasing (UV) wavelength. The response of ozone to UV is further complicated by so-called catalytic cycles involving HO_x, NO_x and ClO_x (as discussed in section 2) which remove ozone in the middle atmosphere. The effect of increasing UV generally favors stronger catalytic loss, because it favors the release of HO_x, NO_x, and ClO_x from their so-called reservoir (inert) species. For example, nitric acid (HNO₃) is a reservoir of both HO_x and NO_x because it can photolyse in the UV to release HO_x and NO_x species via the reaction: $\text{HNO}_3 + h\nu \rightarrow \text{OH} + \text{NO}_2$. Regarding the effect of high energy particles, the resulting air shower events generate secondary particles which destroy N₂(g) and O₂(g), leading to enhancements of NO_x and HO_x which can destroy ozone (as already discussed in section 2; see also references below).

If atmospheric ozone is removed, UV increases in the lower atmosphere, which can strongly affect other atmospheric biosignatures. N₂O, for example is mainly removed either directly via (i) UV photolysis or/and (ii) reaction with O* which is mainly generated in the presence of UV via ozone photolysis. CH₃Cl and CH₄ are also mainly removed via (i) UV photolysis or/and (ii) reaction with the hydroxyl (OH) radical. OH is favoured by the presence of UV due to its central source reaction: $\text{H}_2\text{O} + \text{O}^* \rightarrow 2\text{OH}$ (since O* is mainly generated in the presence of UV, as mentioned). Additionally, all of the known false positive mechanisms rely in some way on the UV environment through the photolysis of H₂O or CO₂ (see section 5.3). Reviews of the

photochemical responses of atmospheric biosignatures can be found in *Brasseur and Solomon (2005)*, *Holloway and Wayne (2010)* and *Grenfell et al. (2017)*.

7.3.1. Impact of SEPs and GCR on bio-signatures

The chemistry of exoplanets around active stars including active G, K and M dwarfs can be modified by space weather impacts that include SEP events that are associated during large flares and coronal mass ejections. These effects may represent a vastly underestimated factor regarding the chemical impacts of energetic particles including SEPs and the relative contribution from Galactic Cosmic Rays (GCR). The Earth's middle atmospheric chemistry during large flares and associated SEP events is represented in production of nitrogen oxides, NO_x , HO_x constituents and destruction of ozone (Jackman et al. 2005; 2008).

The effects of SEPs on atmospheres of Earth-like exoplanets (with the current Earth chemistry)

To study the effects of SEPs on atmospheres of Earth-like exoplanet (with the current Earth's chemistry) around M dwarfs, *Grenfell et al. (2012)* applied an air shower approach in a coupled climate-photochemical column model considering formation of nitrogen oxides (NO_x). Results suggested strong removal of the atmospheric biosignature ozone due to catalytic removal involving NO_x cycles. *Tabataba-Vakili et al., (2016)* applied an updated version of the same model including hydrogen oxides (HO_x) generated from stellar particle events. Results suggested that including the HO_x effect led to some NO_x removal into its unreactive reservoirs hence weaker loss of ozone. However, the assumptions about expected slopes and fluences of SEPs from M dwarfs as well as the atmospheric thickness of exoplanetary atmospheres need to be justified in the future first principle models of SEP initiation from active M dwarfs.

Airapetian et al. (2018) have recently applied 2D GSFC atmospheric model to study the chemical response from strong SEP events on nitrogen-rich Earth-like planets and found that NO_x and OH_x are efficiently produced in the thermosphere as a result of photo-dissociation (X-ray and EUV) and collisional dissociation (via precipitating electrons) of molecular nitrogen and water vapor. The abundance of NO and OH molecules increases by a factor of 100 during strong magnetic storms as compared to the quiet time. The drastic enhancement of NO caused the depletion of ozone. This suggests that storms initiate time-varying emissions from broad - band molecular bands of NO at 5.3- μm , OH at 1.6 and 2 μm and O₂ (1Δ) at 1.27 μm , N₂O at 3.7, 4.5, 7.8, 8.6 μm and CO₂ at 16 μm . Thus, the detection of time-varying (at the time scale of ~ 2 days) absorption bands at corresponding wavelengths in future direct imaging observations in the mid-IR band (see Section 8.4) would specify the fundamental ingredients of a biologically compatible atmospheric conditions. These chemical ingredients of abiotically enhanced concentration of these “beacons of life” would provide information about the presence of thick nitrogen atmosphere and atmospheric water from terrestrial type exoplanets around active G, K and early M dwarfs. Future simulations of SEP impacts on sulfur-based chemistry and methanogen and nitrogen rich chemistry would provide new set of molecules and their spectral signatures to be searched for in the upcoming space missions.

5.6 Detectability via (spectro)photometry

The detectability of biosignatures in an exoplanet atmosphere will depend on the abundance of the gas (in the VIS and IR) and the temperature vs pressure profile (in the IR) as well as the type of detection method used. Transmission spectra observations, such as with

JWST will be best suited to detect biosignatures in planets orbiting M dwarfs where habitable planets have a higher transiting probability and transit more frequently for the same effective temperature. Planets orbiting FGK stars will be better targets for direct detection missions like LUVOIR/HDST where the inner working angle of the telescope will preclude close-in planets whereas planets orbiting M stars will be better targets for transmission spectra mission.

Because no single candidate gas is sufficient to be considered a biosignature, we will need to characterize a combination of gases combined with data that indicates the planetary context to claim a robust biosignature detection. Classically this means detecting an oxidizing gas like O₂/O₃ in combination with CH₄. Additionally, we will need data indicating habitable temperatures, water and CO₂ to indicate life as we know it. N₂O, CH₃Cl, DMS are also useful biosignatures to consider with the proper planetary context.

Detecting biosignatures with the next generation of missions will be difficult though possible. It is estimated that JWST will characterize a handful of terrestrial exoplanets, and will have the possibility to detect some biosignatures like O₃ and CH₄. However it is estimated to take several hundred hours of JWST time to observe these features for even nearby planets (Kaltenegger & Traub, 2009; Deming et al., 2009). Upcoming ELTs may also be able to detect biosignatures from the ground (Snellen et al., 2013). Missions still in the design concept phase such as LUVOIR/HDST should be able to overcome these current limitations and characterize hundreds of terrestrial exoplanets (Stark et al. 2014, 2015).

Clouds and hazes can be a strong limiting factor for the depth to which transmission spectra can sense and are already impacting exoplanet observations (Sing et al., 2015). For reflectance spectra, clouds can block access to the lower atmosphere, decreasing the depth of features, however clouds also increase reflectivity and therefore our signal, due their high albedo

8. Observational Methods and Strategies for the Detection of Habitable Planets

The observational picture for the detection of potentially habitable Earth-sized exoplanets is bright due to continued improvements in the methods that have been used in the past 22 years after the initial discoveries of exoplanets around solar-type stars by Mayor and Queloz (1995) and by Marcy and Butler (1996). These researchers used the precision radial velocity method, which measures the very small Doppler shift in the velocity of the host star along the line of sight to the observer, caused by the motion of the host star about the center of mass of the two objects. In this section we focus on the strengths and limitations of each method, particularly their observational biases.

The incredible progress made in the last two decades has relied strongly on utilizing results from multiple techniques and combining them so that important physical attributes of an exoplanet can be determined, including its orbital parameters, size, effective temperature or insolation, and where enough information is available, its bulk density. Once the density is known then it is possible to determine, within appropriate observational and theoretical constraints, whether or not a given detected exoplanet is, for example, a rocky super-Earth with a thin atmosphere and the potential for a magnetic field that protects its atmosphere, or a mini-Neptune with a thick hydrogen atmosphere. Historically, most exoplanets were discovered using the radial velocity method until the photometric precision of the transit method improved to the point that it was sufficient to detect exoplanets. Both of these methods have a bias towards more massive or larger exoplanets that are relatively close to the host stars. The reason for the bias towards close-in planets for radial velocity is the relatively larger and easier to measure amplitude of the Doppler shift for a given planet mass and observational precision. The bias towards close-in planets for transit observations is related to the probability of the orbital plane of the exoplanets being close to edge-on so that the transit can be viewed along

the line of sight to the observer. The likelihood of successfully observing a transit is proportional to the ratio of the diameter of the host star to the semi-major axis of the orbit of the planet. Secondly, it is also dependent on the area of the exoplanet itself compared to that of the host star, which determines the size of the signal, while the instrumental photometric precision determines the noise level.

The radial velocity method is discussed in more detail in Section 8.1 and the transit method in Section 8.2. Both methods also favor geometries that are either edge-on (transits) or within a range of angles with greatest sensitivity to mostly edge-on geometries, but limited to measuring the mass times the sine of the inclination angle (precision radial velocity).

In recent years, the gravitational lensing method has been employed to search for exoplanets beyond the snow line. This requires larger separations between the host star and planet than is accessible with the first two, on the order of several AU from the host star, typically around 4 AU or greater around a G-type star. Thus, it fills in an important observational gap. Much more will be known about these exoplanets in the future when the WFIRST mission (Spergel et al. 2015) completes its gravitational lensing observations in the 2020s. The gravitational lensing method also allows searches for exoplanets that are not bound to the host star, the so-called “free floating” exoplanets (Penny et al. 2014). These may be exoplanets that have been ejected from protoplanetary disks during the planet formation epoch, or at other stages of planetary system evolution. However, because the focus of this review is on exoplanets in the habitable zones of their host stars, we only mention it briefly for completeness.

Section 8.3 discusses the fundamentals of direct imaging techniques, which are further developed in Sections 8.4 and 8.5 discussing direct imaging methods in the visible and infrared, respectively. Direct imaging methods hold the most promise for the future, because they allow for all geometries, from face-on to edge-on, and with them, spectroscopic methods are

employed that allow for detection of biosignature gases for exoplanets within the habitable zones of the host stars. A possible future ground-based observatory for the detection of exoplanets around nearby host stars is discussed in Section 8.6.

8.1. Radial Velocity Method

The radial velocity method was used to discover the first exoplanets as noted in the Introduction to this section. It is beyond the scope of this paper to discuss this technique in great detail. The paper by Lovis and Fischer (2010) provides a good introduction and overview. Here we provide a brief history and a discussion of the essential physics of the method. The radial velocity method has been extremely successful with >775 confirmed exoplanets as of November 2018 (<http://exoplanet.eu/catalog>).

The quantity measured by the radial velocity method is the semi-amplitude, K_1 , which can be written in terms of quantities scaled to a Jupiter mass, the star's mass scaled to the Sun's mass, and the orbital period in years (adapted from Eq. 14 of Lovis and Fischer 2010),

$$K_1 \sim (28.4 / (1-e^2)^{1/2}) (m_p/M_{\text{Jup}}) \sin(i) (M^*/M_{\text{Sun}})^{2/3} (P/1 \text{ yr})^{1/3} \text{ m/sec},$$

where m_p is the mass of the exoplanet, M_{Jup} is Jupiter's mass, M^* is the stellar mass, M_{Sun} is the mass of the Sun, where e is the eccentricity. If K_1 is observed over one or more complete orbital periods it is possible to determine $m_p \sin i$, the eccentricity, e , and the period, P . It is also necessary to independently estimate the stellar mass, M^* , which can be done by a variety of methods, in order to determine $m_p \sin i$.

A Jupiter mass planet at 1 AU has a semi-amplitude of 28.4 m/sec, whereas an Earth mass planet at 1 AU has a semi-amplitude of only 0.09 m/sec. A super-Earth of 5 Earth masses would have a semi-amplitude of 0.45 m/sec at 1 AU, and 1.4 m/sec at 0.1 AU. Thus, for a given RMS semi-amplitude precision and stellar spectral type, radial velocity detections are

limited to a region of exoplanetary masses and periods that provide signals roughly of this magnitude. Repeated observations can improve the sensitivity somewhat below this naïve limit, particularly for shorter period exoplanets, where folding the radial velocity time series into a single phase curve and averaging is possible.

The major limitation of the radial velocity technique for an exoplanet observed with this method is that only the minimum mass is measured, i.e., $m_p \sin i$, so a measurement of the inclination angle is necessary to determine the true mass. This can be done through astrometric means in which the orbit of the host star around the center of mass of the system is measured. This can also be accomplished through direct detection methods, if the angular separation between star and the exoplanet is larger than the inner working angle of the coronagraph or nulling interferometer, and sufficient star-planet contrast is achieved. For statistical studies, however, this limitation may not matter as much, since the majority of observed inclination angles for randomly distributed inclinations will be between 45 and 135 degrees.

Over the past several years, improvements to the precision of such measurements have been a major focus of the radial velocity community with the goal of achieving a precision of ~ 0.1 m/sec, sufficient to detect Earth-mass exoplanets. Besides improving the measurement precision to measure smaller exoplanet masses the community is also extending this technique to the near-infrared in order to increase the sample to include more low-mass cool stars.

Currently there are many spectrometers around the world that are being used for such exoplanet searches; essentially all are echelle spectrometers with very high resolution, of the order of $R \sim 80,000$ to $100,000$. Unfortunately, it is beyond the scope of this paper to discuss these in detail. Listings of current and planned spectrographs can be obtained in the CARMENES website (<http://carmenes.caha.es/ext/spectrographs/index.html>), and also the web page

(<http://pendientedemigracion.ucm.es/info/Astrof/invest/actividad/echelle.html#spectrographs>)

. An excellent reference discussing progress and challenges in the radial velocity technique is in the whitepaper from the Exoplanet Program Analysis Group (EXOPAG), Science Analysis Group (SAG), SAG-8, see Plavchan et al. (2015; ArXiv:1503.01770).

CARMENES, short for Calar Alto high- Resolution search for M dwarfs with Exo-earths with Near- infrared and optical Échelle Spectrographs, is an important instrument as it is one of the first to operate in the near-infrared at the Y, J, and H bands, from 950-1700 nm, with a resolution of about 85,000 and is in operation at the Calar Alto Observatory in Spain on the 3.5-m telescope. This instrument also has a visible wavelength channel, with a resolution of about 80,000, and is designed for a precision of ≤ 1 m/sec. It is optimized for searches around nearby late M-dwarf stars, thus opening up discovery space around this important class of low-mass stars. (see Quirrenbach et al. 2014 for a more detailed description of this instrument and its performance).

Another instrument that is currently under development is the Extreme Precision Doppler Spectrometer (EPDS), led by Dr. Suvrath Mahadevan at Penn State University. This instrument is being funded through NASA in a joint program with the NSF to be installed on the 3.5-m Wisconsin-Indiana-Yale-NOAO (WIYN) telescope at the Kitt Peak Observatory. The instrument This instrument as a minimum precision of 0.5 m/sec with the ultimate goal of reaching ≤ 0.1 m/sec precision, sufficient to detect Earth-mass planets around nearby stars. Note that even if such an instrumental precision is achieved, stellar effects from convection and granulation, for example, can obscure the signal from the motion of the star about the center of mass of the system, since these effects can be of comparable size. This instrument will also be able to provide the radial velocity measurements needed for mass and orbital determination for the large number of exoplanets expected to be discovered by the TESS satellite, which was launched in 2018.

8.2. The Transit Method and Transit Spectroscopy

The transit method has been the most successful method of all of those employed so far, principally due to the incredible success of the Kepler mission. As of this writing there are over 3000 confirmed exoplanets detected with this method. In principal, the transit method is very simple: a planet passes in front of the host star viewed along the line of site to the observer, and a small dimming of the brightness of the host star can be observed. This is called the primary transit. When the exoplanet passes behind the host star, then a secondary transit occurs, which usually called the eclipse or occultation. There are many good references discussing the transit method and transit spectroscopy. An overview is given in the review paper by Winn (2010).

Fundamentally, the observational problem is that the amount of dimming of the host star is very small, as can be seen from a simplified formula for the transit depth, assuming R_p is the radius of the planet, and R_* is the stellar radius, then the transit depth δ_{tra} is $\delta_{\text{tra}} \approx (R_p / R_*)^2$, where the night side emission from the exoplanet is assumed to be negligible (simplified from Eq. 22 of Winn (2010)).

For a Jupiter-sized planet around a star like the Sun, the transit depth is $\sim 10^{-2}$, whereas the transit depth for an Earth-radius planet is $\sim 10^{-4}$. This means the photometry should be substantially better than 100 parts per million (ppm), at least during each measurement. Systematic drifts in the photometry can be overcome by careful fitting, and repeated observations of a transit can be overlapped in a phase curve, increasing the signal-to-noise for a given detection as is done for radial velocity observations. A similar approximate formula for the depth of the secondary eclipse is, e.g., Winn 2010 Eqn. 23: $\delta_{\text{ecl}} \approx (R_p / R_*)^2 I_p(t_{\text{ecl}}) / I_*$, where, δ_{ecl} , is the eclipse depth, and $I_p(t_{\text{ecl}})$ is the emission or scattered light from the

planet's dayside just before the planet begins its ingress behind the star, and I_* is the stellar intensity.

The probability of a transit varies, largely depending orbital distance of the planet to the star. In the case when the planet is much smaller than the star, and the orbit is circular, a simple formula can be derived that helps one understand how many stars are needed to be observed in a transit survey like Kepler to achieve the desired number of detections for stars of any given spectral class and exoplanets in various size regimes, as in Eq. 11 in Winn (2010). In this equation, the symbols p_{tra} and p_{ecl} are the probabilities of a transit or eclipse respectively, a is the semi-major axis, $p_{\text{tra}} = p_{\text{ecl}} \approx 0.005 (R_*/ R_{\text{Sun}}) (a / 1 \text{ AU})^{-1}$, giving a probability of transit of 0.5% of 1/200 for an exoplanet at 1 AU for a star of the same radius as the Sun.

The transit probability is only 1/20 or 5% for a exoplanet at 0.1 AU. This equation makes it clear that an observer needs to have a large sample of stars in order to obtain a statistically meaningful number of detections of exoplanets with this method. For Kepler, in order to determine the probability of a solar-type star to have an Earth-sized exoplanet in the habitable zone required a sample of roughly 100,000 stars. If the entire sample consisted only of G-type stars like the Sun, then there would be 500 such detections. However, G-type stars are less than 10% of all stars in the galaxy, giving a sample size of roughly 50 stars, if the survey lasted sufficiently long (on the order of 3-5 years) in order to make all possible detections. Also note that there is also a distribution in eccentricities that we have neglected.

Thus, sample size is one issue for transiting planet observations. Another issue is that the detection system noise should be low enough to be close to the photometric limits. A third limitation is that transits last for a few hours at most. For the case of relatively low signal to noise, the characteristic timescale of a transit, T_C , adapted from Eq. 19 of Winn (2010), is $T_C = R_* P / (\pi a) \approx 13 \text{ hr} (P / 1 \text{ yr})^{1/3} (\rho_* / \rho_{\text{Sun}})^{-1/3}$, where ρ_* and ρ_{Sun} is the mean density of the star and the Sun, respectively. From this equation, for a star of the same density as the Sun and

a planet with a 1-year orbital period, the characteristic time scale is only a few hours. This limits the observations to have a characteristic cadence, hence integration time per measurement, which must be significantly less than T_C or important details in the transit light curves would be lost.

The final tool in the transit method toolkit is transit spectroscopy. As a planet with an extended atmosphere transits a star the effective radius of the planet changes as a function of wavelength due to the varying optical depth of the molecules and atoms in its atmosphere. This effect can be strong when the wavelength is at a particularly strong molecular or atomic transition. The size of the atmosphere will change by a few scale heights, H , which is given by $H = k_B T / (\mu_m g)$, where k_B , T , μ_m , and g , are Boltzmann's constant, atmospheric temperature, mean molecular weight, and planet's surface gravity, respectively.

If R_τ is radius at which the optical depth is greater than unity at all wavelengths, then the fractional change in the transit depth is given by $\Delta\delta / \delta \approx 2 N_H (H / R_\tau)$, where N_H is the number of scale heights, and the other symbols were previously defined. For an Earth-like planet (i.e., temperature, surface gravity, and mean molecular weight of its atmosphere) around a star similar to the Sun, the effect is of the order of 10^{-2} , assuming only a single scale height (see Eq. 36 in Winn (2010) for more details). The result is that the photometer must have an overall precision better than 10^{-6} to measure these very small changes in transit depth to characterize the atmospheres of Earth-sized planets.

The eclipse depth gives the ratio of the star to planet disk-averaged intensities as discussed previously, however, at wavelengths where the Rayleigh-Jeans approximation can be used for the Planck function, the eclipse depth as a function of wavelength reduces to $\delta_{\text{ecl,them}}(\lambda) \approx \delta_{\text{tra}} (T_b / T_*)$, where T_b is the brightness temperature of the planet (disk averaged), and δ_{tra} , and T_* are as defined previously. This equation shows that if the primary transit is measured and the stellar temperature is well-known, then it is possible to determine the

brightness temperature as a function of wavelength. For the case where scattering dominates, the eclipse depth depends on the wavelength dependent geometric albedo, A_λ , and the amount light scattered or reflected towards the observer, which depends on the planet radius, R_p , and the semi-major axis, a , such that $\delta_{\text{ecl,scat}}(\lambda) \approx A_\lambda (R_p / a)$. For a Jupiter sized planet at 1 AU the eclipse depth is of the order of 10^{-4} , and very small for an Earth-sized planet at 1 AU, of the order of one part per billion (see Winn (2010) Eqs. 37-39 for further details).

Details of how transit and eclipse broad-band and spectroscopic observations are reduced and fitted to models of the exoplanets and their atmospheres are beyond the scope of this paper. The review paper by Winn (2010) is a good starting point to learn more about this technique. However, there are other more recent reviews focusing on the observational literature and on potential future observations with JWST, in particular Seager and Deming (2010). For future observations, particularly with upcoming telescopes like JWST, we refer the reader to e.g., Beichman et al. (2014), Cowan et al. (2015), Greene et al. (2016).

8.3. Direct Imaging of Rocky Exoplanets

We now turn to direct imaging of rocky exoplanets, which here means exoplanets ranging in size from that of Mars with a radius of $\sim 0.5 R_E$ to Super Earths with radii of up to $\sim 2 R_E$. The requirements to detect and characterize rocky exoplanets are daunting, since the light reflected by the Earth is $\sim 10^{-10}$ that of the Sun at visible wavelengths near 0.5 and $\sim 10^{-7}$ emitted by the Earth at $10 \mu\text{m}$. Thus, technologies that can achieve such extremely high contrast ratios are required. Besides this high contrast requirement, direct imaging systems also require high angular resolution. For example, if the Solar system is viewed from a distance of 10 parsecs, the Earth would have an angular distance of ~ 0.1 arcsec from the Sun.

The search for life in exoplanets around nearby stars is fundamentally a search for molecular constituents in the atmosphere, or biosignature gases (as discussed in Section 7), e.g., which are out of chemical equilibrium due to the presence of life. This means that at a minimum a low-resolution spectrograph is needed in addition to broadband filters that are needed for the detections. This requires a minimum size for the telescope so as to detect enough light in a narrow bandwidth of each spectral resolution element within a given exposure time.

Clearly, the orbital parameters of the exoplanets will also have to be measured, not just the semi-major axis, but also the eccentricity, inclination, and line-of-nodes are necessary to characterize an exoplanet, and to determine its potential habitability. This is particularly important for direct imaging missions, in which the minimum angular resolution required depends on the maximum separation between host star and exoplanet, which occurs during maximum elongation.

These considerations also imply that if an exoplanet is not detected by an indirect method in which at least some orbital parameters can be determined as described in the previous sections of this section, a revisit strategy is necessary in order to obtain a sufficient number of observations to adequately determine the orbital parameters.

Modern visible and near-infrared (wavelengths shorter than the thermal infrared) coronagraphs create a dark hole or region around the location of the star, and the contrast varies from the Inner Working Angle (IWA) with the worst performance to an Outer Working Angle (OWA) where it is best, which is dependent on the exact design of the instrument, most commonly a coronagraph at visible wavelengths or an interferometer at infrared wavelengths. The dark hole geometry is dependent on details of the coronagraph design. The inner work angle of most coronagraphs varies from $\sim 2-4 \lambda/D$, where λ is the wavelength,

and D is the diameter of the telescope. Such telescopes need to have diameters of the order of 4 to 15 meters to achieve the necessary IWA.

At thermal infrared wavelengths, defined here as those greater than about $3 \mu\text{m}$, two main considerations lead to substantial differences in the instrumentation needed for exoplanet detection and characterization from that in visible wavelengths. First, because the wavelength is 10 to 20 times longer, any telescope also must be that much larger in effective diameter to obtain an equivalent inner working angle. Thus, in order to search a volume of space of the order of 10-30 parsecs from the Sun, a very large telescope is needed, with a diameter of roughly 20-100 m. Second, the background in the thermal infrared is extremely large compared to the expected emission from the planet and even the host star itself. For example, at $10 \mu\text{m}$, the thermal emission for a ground-based telescope operating at $\sim 0 \text{ C}$ is $\sim 10^9 \text{ photons s}^{-1} \text{ arcsec}^{-2}$. Thus, in order to achieve the necessary sensitivity, such a telescope must be cooled to temperatures of the order of 40-50 K, like the James Webb Space Telescope. The solution to the requirement of a very large telescope is to use a dilute pupil rather than a filled one, hence an interferometer with at least two telescopes is required. For an interferometer, the angular resolution is $\lambda/(2B)$, where B is the baseline, i.e., the center-to-center separation of the telescopes.

8.4 Visible wavelength direct imaging

In the past 20 years, great progress has been made in the development of coronagraphs for exoplanet detection. Modern coronagraphs all have heritage to the original one of Lyot (Lyot 1939), who developed it in order to see the coronae of the Sun. The original concept was to take the light in the image plane of the telescope and block it with a black spot or mask. The light diffracted around the spot is scattered to the edges of the pupil plane

downstream, and a mask is inserted at the pupil plane to block the diffracted light. This light is further reimaged to create a new one with as much of the original starlight removed as possible, which depends on the design of both the spot or mask at the first image plane and the mask at the pupil plane. The image at the second focal plane after the pupil mask retains residual scattered light called speckles. The field of coronagraphy for exoplanet studies has exploded over the last few years, and is beyond the scope of this paper to cover in much detail. Here we capture some of the essential features and discuss the status of next generation instruments.

Currently, there are a number of systems in ground-based astronomy that are in operation, and which rely on advanced adaptive optics system to correct the wavefront coming into the coronagraph to the level necessary for the design contrast ratio. The largest contrast achievable by any ground-based coronagraph is limited in principal by the minimum number of photons that can be detected in a given fraction of the pupil (depends on the number of modes corrected in the Adaptive Optics or AO system) at the rate at which the AO control loop is closed, typically of the order of 1 kHz. Thus, the amount of correction to the wavefront is limited, which also means that the achievable contrast ratio is limited. Present limits for ground-based coronagraphs are contrast ratios of the order of 10^{-5} to 10^{-6} at a few λ/D , i.e., for the Gemini Planet Imager (GPI) (MacIntosh et al. 2014) at the Gemini South telescope, SPHERE (Langlois et al. 2014) at the Very Large Telescope, and SCExAO (Jovanovic et al. 2015) at the Subaru telescope.

Techniques have been developed using deformable mirror technologies to cancel out the residual speckles and create the darkest holes possible (e.g., Oppenheimer and Hinkley 2009, Traub and Oppenheimer 2010, Lawson et al. 2013). The best achieved contrast in fairly recent laboratory experiments is raw contrast of 10^{-8} , bandwidth 10%, at a central wavelength of 550 nm (Traub et al. 2016).

At the present time, space-based coronagraphs are being developed as part of the technology development plan from the 2010 Astrophysics Decadal Survey. The Coronagraph Instrument (CGI) is under development and it will have the best contrast ratio ever achieved in practice, expected to be of the order of 10^{-9} (Spergel et al. 2015). Other technologies are needed for a complete system, and as previously mentioned, a type of low-resolution spectrograph is necessary. WFIRST is developing a relatively new type of spectrograph that takes a low-resolution spectrum of every pixel in the image plane, i.e., an Integral Field Spectrograph (IFS). In order to reduce background and diffracted light (cross-talk) each pixel is imaged onto a mask at the pupil using a lenslet array, and the light from the pupil mask is sent through a prism or grism and reimaged to a focal plane in such a way that each pixel in the image plane creates a spectrum that does not overlap with the spectrum of any adjacent pixels.

With the science results achieved with the planned WFIRST CGI and the ground-based coronagraphs discussed here so far, the field is moving rapidly, and new ever improved systems are on the horizon, including instruments on the upcoming 30-m class telescopes on the ground, such as the Thirty Meter Telescope (TMT) and Giant Magellan Telescope (GMT) being developed in the US, the European Extremely Large Telescope (E-ELT) developed by the European Southern Observatory, and the >20 m diameter Exo-Life Finder (ELF) (Kuhn et al. 2018). For space astronomy, the Large UltraViolet Optical InfraRed (LUVOIR) and Habitable Exoplanet (HabEx) telescopes being developed by NASA.

8.5 Infrared Direct Imaging

In the infrared, due to the long wavelengths, in order to obtain the necessary angular resolution required, relatively large structures are needed, and interferometry has been the preferred solution. Historically, one of the first exoplanet detection concepts was that of Bracewell

(1978) who proposed a rotating two-telescope cooled space interferometer operating in the far-infrared in order to detect large cold exoplanets of the size of Neptune to Jupiter or larger. The physical principle that this concept relies on is called “nulling” and it is achieved by an achromatic 180 degree or π radian phase-shift of the light between the two beams. The beams can be combined in the image plane or the pupil plane, and the requirement for a deep null or high contrast relies primarily on equalizing the paths from each telescope to a high precision, and on having a very small wavefront error on the beam coming from the each of the telescopes. Visualized in the plane of the sky, the result is a pattern of dark and light stripes projected on the star and its planetary system. The “broad-band” dark stripe at which the path lengths are equal is centered on the star, and the maximum response to an exoplanet or other emitting material is on the first bright stripes on either side of the dark stripe. The star is much smaller than the width of the stripes, but even so, the small amount of light leakage from the star itself limits the achievable contrast. If the interferometer is rotated 180 degrees about the line of sight to the source, a dark hole can be synthesized, with rings surrounding the dark hole where the an exoplanet or other material can be detected, separated by $\lambda/(2B)$.

Over the past twenty years Bracewell’s concept has been realized in both ground-based interferometers and laboratory testbeds. Two ground-based nulling interferometers have been funded by NASA. One is the Keck Interferometer with the Keck Interferometer Nuller (KIN) (Colavita et al. 2009, Serabyn et al. 2012) which is no longer in operation due to funding constraints. More recently, NASA funded the Large Binocular Telescope Interferometer (LBTI) (Hinz et al. 2016). Both interferometers have key science programs focused on obtaining measurements of the luminosity function of debris disk material (dust) in the habitable zones of nearby solar-type stars as well as the amount of such material in nearby stars that are likely targets for direct imaging missions.

Detailed discussions of the science of infrared interferometry for direct imaging of exoplanets and the state of the relevant technologies are beyond the scope of this paper. However, a review of the state of the art of this field was published in the Chapter on “Infrared Direct Imaging” (Danchi et al. 2009) in the 2009 Exoplanet Community Report (Lawson, Traub, and Unwin 2009). Progress in the last few years was reviewed recently by Defrère et al. (2018). Briefly, laboratory testbeds developed at the end of the last decade for the Terrestrial Planet Finder – Interferometer (TPF-I) mission concept in the US had reached contrast ratios of 1.2×10^{-5} in a 32% bandwidth at $10 \mu\text{m}$ (Peters et al. 2008), and made tests of nulling detection of Earth-sized exoplanets, including simulations of rotational modulation and chopping schemes with contrast ratios of $\sim 10^{-8}$ for narrow bandwidths ($\sim 1\%$) at $10 \mu\text{m}$ (Martin et al. 2012). In France the PERSEE testbed, developed for the Darwin mission concept, achieved its goals with measured polychromatic null depth with non-polarized light is 8.8×10^{-6} stabilized at 9×10^{-8} in the 1.65-2.45 μm spectral band (37% bandwidth) during 100 s. This result was extended to a 7h duration with an automatic calibration process (Le Duigou 2012). These testbeds achieved the desired contrast and showed that the detection strategies worked at the level required for the mission concepts. To progress further, what remains to be done is for cryogenic testbeds to be developed with realistic signal and noise levels, appropriate for the actual astrophysical measurements.

The Large Binocular Telescope Interferometer (LBTI) Hunt for Observable Signatures of Terrestrial Planets (HOSTS) study (Hinz et al. 2016, Danchi et al. 2016, 2018, Ertel et al. 2018a) has recently set new limits on exozodiacal emission for solar-type stars (Ertel et al. 2018b). With roughly half of the original sample observed (~ 38 stars), the detection rate is comparable for both early and solar-type stars, ranging from $71^{+11}_{-20}\%$ for stars with cold dust previously detected and 8% for stars without such an excess. The upper limits on Habitable Zone (HZ) dust is 11^{+9}_{-4} times the Solar system value (95% confidence limit) for all stars

without cold dust, and 16 times the Solar system value for Sun-like stars not having currently detected cold dust. Upper limits for stars without an excess detected by the LBTI, the limits are approximately a factor of two lower.

The recent constraints on exo-zodiacal emission demonstrate the power of LBTI for vetting potential targets for future direct imaging missions such as LUVOIR (Fischer et al. 2018) or HabEx (Gaudi et al. 2018). They also demonstrate the importance of completing and enlarging the study in the next few years. The WFIRST CoronaGraph Instrument (CGI) may provide additional information about the properties of the dust detected by LBTI for some of the sample, as the CGI instrument will observe scattered light from dust rather than thermal emission detected by the LBTI. The two measurements taken together allow for analyses of the physical properties of the dust grains including morphology and chemistry.

8.6 Extremely Large Telescopes (ELTs) Beyond the 30-m Class Telescopes

Currently under construction are new 20+ meter class extremely large telescopes being developed by teams in Europe and the United States, as mentioned in Section 8.4. Direct imaging campaigns with the sensitivity to measure exoplanet reflected light against “background” light will likely depend on background- and diffraction-limited optical systems. For example, it is well-known that in this case there is a very large advantage to large-aperture optics (for telescopes of given scattered light performance). Here the integration time to achieve a given signal-to-noise ratio (S/N) scales like D^{-4} , where D is the optical system’s pupil diameter. For the exoplanet problem, where the background light is dominated by the scattered-light PSF of the optical system, the advantage of a larger aperture is even greater. In this case the exoplanet in larger optics is seen at larger angles in units of λ/D from the bright stellar background source, and smaller backgrounds (Kuhn et al. 2012).

Unfortunately, the Keck-era ground-based telescopes scale in cost like their mass which grows at least as fast as D^2 . The scaling function is anchored by the Keck telescope at about \$100M. This curve applies to the predicted cost of all of the planned “World’s Largest Telescopes” -- The Giant Magellan Telescope (GMT), the Thirty Meter Telescope (TMT) and the European Extremely Large Telescope (EELT). Accounting for a fixed (in units of λ/D) telescope scattering function allows an estimate of how the achievable signal-to-noise of, for example, a one-hour Proxima-b measurement depends on wavelength pass-band and telescope aperture (Kuhn et al. 2014, 2018, Berdyugina et al. 2018).

One concept for an extremely large 100-m diameter class ground-based telescope is the ExoLife Finder Telescope (ELF), that is a hybrid design with multiple sub-apertures arranged on a steerable ring structure ~ 100 -m in diameter, with a total collecting area equivalent to a single 20-m primary mirror. Each of the sub-apertures is an independent telescope, and active and adaptive optical systems can be used to co-phase all of the individual sub-apertures into a coherent image with a field of view of at least a few arcseconds in diameter. Such a ground-based system could potentially be built on a cost scale of substantially lower than conventional filled aperture telescopes since this design would not obey conventional scaling relations such as apply to the ELTs currently under construction (Kuhn et al 2018).

9. Conclusions: Future Prospects and Recommendations

In this paper we described the current research and promising key research areas and goals in the field of the exoplanetary space weather, its roots, signatures and effects on (exo)planetary atmospheric dynamics, climates, habitability conditions and observational strategies to detect habitable planets. Here we will discuss the major directions and priorities in this emerging aspect of astrobiology – exoplanetary space weather.

Current research efforts described in this paper suggests that exoplanetary space weather is a modern and vibrant field of exoplanetary science and astrobiology addressing fundamental questions at the intersection of astrophysics, heliophysics, planetary science, Earth science, chemistry and biochemistry of life.

We find that exoplanetary habitability, the critical aspect of astrobiology, is a dynamic in nature, and thus should be expanded to include the evolving dynamic planet hosting stars and their impact on the whole planetary systems in the form of evolving space weather.

These key questions relate to the origin of space weather from the Sun and other cool (K-M spectral type) main-sequence stars, its impact on atmospheric erosion and chemistry of terrestrial and gas giants, the conditions initiating prebiotic chemistry, understanding prerequisites for developing exobiogenic zones and atmospheric biosignatures. To address these ambitious questions, a broad range of sophisticated multi-dimensional multispecies physico - chemical models that are validated for the extreme conditions in our Solar system along with laboratory experiments and new observational facilities are required. Also, the models of paleo space weather and its impact on early Earth, Mars and Venus as “exoplanets: that have better constraints for theoretical models (Airapetian 2018). These studies will provide a framework for detection of biosignatures of life with emerging technologies in the coming decades.

The key research goals in the characterization of exoplanetary habitability and for signs of life in the next 10-20 years should include the following:

A. Characterization of Planet Hosting Stars:

1. Reconstruction of coronal properties and XUV fluxes from K-M dwarfs using empirical and

theoretical models that incorporate X-ray, FUV, NUV, radio emission, continuous and line fluxes and surface magnetic field observations (magnetograms). This requires a multi-observatory network of coordinated observations using ground-based and space telescopes.

2. Reconstruction of stellar wind properties from K-M dwarfs using empirical, theoretical models and observations (in radio bands) with next generation Very large Array (ngVLA).

3. Search for stellar CMEs from active stars based on an array of X-ray, UV and radio observations as predicted by current and future multidimensional magnetohydrodynamic models.

4. Characterization of stellar magnetic activity signatures including spots and their association with flares using data from Kepler, TESS and the upcoming missions including CHEOPS, JWST, PLATO 2.0 and ARIEL. A comprehensive description of flaring properties (frequency, maximum energy, energy partition) is a crucial component of exoplanetary atmospheric evolution models.

5. Characterization of stellar ages of planet hosting stars based on a set of observables including Li, rotation rates, CaII H&K, patterns of magnetic activity. Dedicated observations of flares on K-M stars at different phases of evolution are required along with characterization of flare frequency.

B. Characterization of Star-Planet Interactions

1. Development of multi-dimensional multi-fluid coupled MHD, hydrodynamic and kinetic models that describe the coupling of energy flows between star and planet as well as energy transfer and dissipation in exoplanetary magnetosphere - ionosphere - thermosphere - mesosphere environments. This requires a well-coordinated and funded interdisciplinary effort from the cross-disciplinary community including heliophysics, astrophysics, planetary and

Earth science.

2. Derive thresholds of impact of astrospheric space weather on factors of habitability including atmospheric escape (thermal and non-thermal escape rates).
3. Characterize chemistry changes due to: steady state and transient FUV, XUV fluxes, stellar winds, CMEs & energetic particles.
4. Search for radio and optical stellar CME signatures by performing extended long-term observations at lower frequencies (< 10 MHz) with space or lunar radio missions.
5. Search for planetary outflows in spectral lines of H (hot Jupiters) and nitrogen and metals (terrestrial planets) driven by powerful stellar flares from active K-M dwarfs.
6. Explore when M dwarf habitable cases actually shift beyond the ice line due to severe SW, when combined with ameliorating internal heating, including radiogenic sources as well as tidal heating within compact multi-body TRAPPIST-1 analog systems.

C. Characterization of Exoplanetary Environments

1. Understanding of mechanisms of ionosphere-thermosphere-mesosphere (MIT) system response to extreme space weather on the early Earth, Mars and exoplanets. This includes the development of multi-dimensional modeling efforts of MIT system to characterization of the rates of atmospheric erosion resulting from various modes of star-planet interactions and resulting atmospheric thermodynamics and chemistry.
2. Search for signatures of nitrogen-rich atmospheres through UV and mid-IR bands using transmission and direct imaging observations, as necessary to determine how common they are in terrestrial type exoplanets in the solar neighborhood.
3. Detection and characterization of atmospheric signatures of hydrogen-rich (primary atmospheres) of terrestrial-type exoplanets around very young planet hosting stars.

4. Detection and characterization of N₂ – CO₂ – H₂O rich atmospheres through identification of spectral atmospheric signatures of young terrestrial-type exoplanets at a pre-life phase: signatures of prebiotic chemistry.
5. Extension of 3D Global Climate modeling efforts to include diverse chemistry of exoplanetary atmospheres impacted by volcanic activity and space weather factors.
6. Modeling and laboratory experiments of atmospheric biosignatures of life guided by prebiotic chemistry and observations of Earth's upper atmosphere in response to current space weather. This includes theoretical and laboratory studies of the initiation of prebiotic chemistry and biochemical pathways to the building blocks of life as we know it.
7. Characterization of exoplanetary magnetic dynamos, mantle activity, and the interplay between volcanic/tectonic activity and the role exomoons in the generation and maintaining exoplanetary magnetic dynamos. Magnetospheric low-frequency radio observations provide crucial information about exoplanetary magnetic field, the factor of habitability (Lazio et al. 2018).
8. Instrument development in support of direct imaging exoplanetary missions to detect atmospheric biosignatures in the mid-infrared band including characterization of host stars in the FUV and X-ray bands..

References

- Abbot, D. S., & Switzer, E. R. (2011). The Steppenwolf: a proposal for a habitable planet in interstellar space. *The Astrophysical Journal Letters*, 735(2), L27.
- Acuña, M. H., J. E. P. Connerney, N. F. Ness, R. P. Lin, D. Mitchell, C. W. Carlson J. McFadden, K. A. Anderson, H. Reme, C. Mazelle, D. Vignes, P. Wasilewski, P. Cloutier (1999). Global distribution of crustal magnetization discovered by the Mars Global Surveyor MAG/ER Experiment. *Science*, 284,790-793.

Airapetian, V. S. (2018) Terrestrial planets under the young Sun, *Nature Astronomy*, 2, 448-449.

Airapetian, V. S., Danchi, W. C., Dong, C. F. and 33 co-authors (2018a) Life Beyond the Solar System: Space Weather and Its Impact on Habitable Worlds, the white paper was submitted to the National Academy of Sciences in support of the Astrobiology Science Strategy for the Search for Life in the Universe, eprint arXiv:1801.07333.

Airapetian, V. S., Adibekyan, V., Ansdell, M. and 46 co-authors (2018b) Exploring Extreme Space Weather Factors of Exoplanetary Habitability, the white paper submitted to the US National Academy of Sciences call on Exoplanet Science Strategy, eprint arXiv:1803.03751

Airapetian, V. S., Jin M., Lugtinger, T., Danchi, W., van der Holst B., Manchester, W. B. (2018c) One Year in the Life of The Variable Young Sun: Dynamic Paleo Space Weather. submitted to *Nature Astronomy*.

Airapetian, V. S., Gloer, A., Khazanov, G. V. et al. (2017a). How hospitable are space weather affected habitable zones? The role of ion escape. *Ap J Let*, 836, L3-L9.

Airapetian, V. S., Jackman, C. H., Mlynczak, M., Danchi, W., Hunt, L. (2017b) Atmospheric Beacons of Life from Exoplanets Around G and K Stars, *Nature Scientific Reports*, 7, 14141-14150.

Airapetian, V. S., Danchi, W. C., Chen, P. C., Rabin, D. M., Carpenter, K. G., Mlynczak, M. G. (2017c) Detecting the Beacons of Life with Exo-Life Beacon Space Telescope (ELBST) Planetary Science Vision 2050 Workshop, held 27-28 February and 1 March, 2017 in Washington, DC. LPI Contribution No. 1989, id.821.

Airapetian, V. & Usmanov, A. (2016). Reconstructing the Solar Wind from Its Early History to Current Epoch. *ApJ Let.*, 817, L24.

- Airapetian, V. S., Gloer, A., Gronoff G., E. Hébrard, E., Danchi, W. (2016). Prebiotic chemistry and atmospheric warming of early Earth by an active young Sun. *Nature Geoscience*, Vol 9, Issue 6, 452-255.
- Alvarado-Gómez, J. D., Drake, J. J.; Cohen, O., Moschou, S. P., Garraffo, C. (2018) Suppression of Coronal Mass Ejections in Active Stars by an Overlying Large-scale Magnetic Field: A Numerical Study, *ApJ Let*, 862, 93-105.
- Anbar, A. D., et al. (2007). A Whiff of Oxygen Before the Great Oxidation Event? *Science*. 317, 1903-1906.
- Anderson, B. J., M. H. Acuña, H. Korth, M. E. Purucker, C. L. Johnson, J. A. Slavin, S. C. Solomon and R. L. McNutt Jr. (2008). The structure of Mercury's magnetic field from MESSENGER's first flyby. *Science*, 321, 82-85.
- Anderson, B.J., C.L. Johnson, H. Korth. R.M. Winslow, J.E. Borovsky, M.E. Purucker, J.A. Slavin, S.C. Solomon, M.T. Zuber and R.L. McNutt Jr. (2012), "Low-degree structure in Mercury's planetary magnetic field", *J. Geophys. Res.* 117, E00L12, doi:10.1029/2012JE00415 .
- Andersson, M. E., P. T. Verronen, C. J. Rodger, M. A. Clilverd, and A. Seppälä (2014). Missing driver in the Sun–Earth connection from energetic electron precipitation impacts mesospheric ozone. *Nature Communications*, 5.
- Angerhausen, D., Dreyer, C., Placek, B., Csizmadia, S., Eigmuller, P., Godolt, M., Wolf, J. (2017). Simultaneous multicolour optical and near-IR transit photometry of GJ 1214b with SOFIA. *Astronomy & Astrophysics*, 608.
- Anglada-Escudé, G., et al. (2016). A terrestrial planet candidate in a temperate orbit around Proxima Centauri. *Nature*, Volume 536, Issue 7617, pp. 437-440.
- Angsmann, A., M. et al. (2011). Magnetic states of the ionosphere of Venus observed by Venus Express, Planet. *Space Sci.*, 59, 327–337.

- Arney, G., et al. (2016). The Pale Orange Dot: The Spectrum and Habitability of Hazy Archaean Eearth. *Astrobiology*, 16. 873-899.
- Atri, D. (2017) Modelling stellar proton event-induced particle radiation dose on close-in exoplanets. *NMRAS*, 465, L34-L38.
- Aubert, J., H. Amit, G. Hulot and P. Olson (2008). Thermochemical flows coupled the Earth's inner core growth to mantle heterogeneity. *Nature*.
- Ayres, T. R. (1997). Evolution of the solar ionizing flux. *JGR*, 102.
- Babcock, H. D. (1959). The Sun's Polar Magnetic Field. *ApJ*, 130.364.
- Babcock, H. W. and Babcock, H. D. (1955). The Sun's Magnetic Field, 1952-1954. *ApJ*, 212.349.
- Badescu, V. (2011). Free-floating planets as potential seats for aqueous and non-aqueous life. *Icarus*, 216(2), 485-491.
- Baines, K. H., Atreya S. K., Bullock M. A., Grinspoon D. H., Mahaffy P., Russell C. T., Schubert G., and Zahnle K. (2013) The atmospheres of the terrestrial planets: Clues to the origins and early evolution of Venus, Earth, and Mars. In *Comparative Climatology of Terrestrial Planets* (S. J. Mackwell et al., eds.), 137-160, YY. Univ. of Arizona, Tucson, DOI: 10.2458
- Barnes, R., Jackson, B., Greenberg, R., & Raymond, S. N. (2009). Tidal limits to planetary habitability. *The Astrophysical Journal Letters*, 700(1), L30.
- Barnes, R., R. Deitrick, R. Luger, P. E. Driscoll, T. R. Quinn, D. P. Fleming, B. Guyer, D. V. McDonald, V. S. Meadows, G. Arney, et al. (2016). The Habitability of Proxima Centauri b I: Evolutionary Scenarios. *Astrobiology*.
- Barnes, R., Raymond, S. N., Jackson, B., & Greenberg, R. (2008). Tides and the evolution of planetary habitability. *Astrobiology*, 8(3), 557-568.

Barr, A. C., Dobos, V., & Kiss, L. L. (2017). Interior Structures and Tidal Heating in the TRAPPIST-1 Planets. *arXiv preprint arXiv:1712.05641*.

Barstow, J. K., P. G. J. Irwin (2016). Habitable worlds with JWST: transit spectroscopy of the TRAPPIST-1 system? *MNRAS*.

Bauer, S. J., and R. E. Hartle (1974). Venus ionosphere: An interpretation of Mariner 10 observations. *Geophys. Res. Lett.*, 1.7–9.

Baumgaertner, A. J. G., A. Seppälä, P. Jöckel, and M. A. Clilverd (2011). Geomagnetic activity related NO_x enhancements and polar surface air temperature variability in a chemistry climate model: modulation of the NAM index. *Atmos. Chem. Phys.*, 11, pp. 4521-4531.

Beech, M., J. R. (2011). Since When Was the Sun a Typical Star? *Astron. Soc. Can.*, 105. 232.

Beichman C, Benneke B, Knutson H, Smith R, Lagage PO, Dressing C, Latham D, Lunine J, Bell, J. M. (2008) The dynamics in the upper atmospheres of Mars and Titan, PhD Thesis, University of Michigan; 2008. Publication Number: AAT 3328763.

Bell, J. M. (2008) The dynamics in the upper atmospheres of Mars and Titan, PhD Thesis, University of Michigan; 2008. Publication Number: AAT 3328763.

Biggin, A.J., E.J. Piispa, L.J. Pesonen, R. Holme, G.A. Paterson, T. Veikkolainen and L. Tauxe (2015), Paleomagnetic field intensity variations suggest Mesoproterozoic inner-core nucleation”, *Nature***526**, doi:10.1038/nature15523

Birkmann S, Ferruit P, Giardino G, Kempton E, Carey S, Krick J, Deroo PD, Mandell A, Ressler ME, Shporer A, Swain M, Vasisht G, Ricker G, Bouwman J, Cross_eld I, Greene T, Howell S, Christiansen J, Ciardi D, Clampin M, Greenhouse M, Sozzetti A, Goudfrooij P, Hines D, Keyes T, Lee J, McCullough P, Robberto M, Stansberry J, Valenti J, Rieke M, Rieke G, Fortney J, Bean J, Kreidberg L, Ehrenreich D, Deming D, Albert L, Doyon R, Sing D (2014) Observations of Transiting Exoplanets with the James Webb Space Telescope (JWST). *PASP*126:1134,DOI 10.1086/679566.

Bolmont, E., et al. (2017). Water loss from terrestrial planets orbiting ultracool dwarfs: implications for the planets of TRAPPIST-1. *Monthly Notices of the Royal Astronomical Society, Volume 464, Issue 3*, p.3728-3741.

Boro Saikia, S., Lueftinger, T., Jeffers, S. V., Folsom, C. P., See, V., Petit, P., Marsden, S. C., Vidotto, A. A., Morin, J., Reiners, A. and 2 coauthors (2018) Direct evidence of full dipole flip during the magnetic cycle of a sun-like star. *A&A*, 620, L11-L23.

Borucki, W. J., et al. (1982). Comparison of Venusian lightning observations. *Icarus*, 52.302-321.

Borucki, W., et al. (1982). Predicted electrical conductivity between 0 and 80 km in the Venusian atmosphere. *Icarus*, 51.302-32.

Bourrier, V., de Wit, J., Bolmont, E., Stamenković, V. et al. (2017). Temporal Evolution of the High-energy Irradiation and Water Content of TRAPPIST-1 Exoplanets. *The Astronomical Journal*, 154,121-137.

Boutle, A., N. J. Mayne, B. Drummond, J. Manners, J. Goyal, F. H. Lambert, D. M. Acreman, and P. D. Earnshaw. (2017) Exploring the climate of Proxima B with the Met Office Unified Model. *A&A*601.

Boutle, I.A., et al. (2017). Exploring the climate of Proxima B with the Met Office Unified Model. *A&A*, 601,A120.

Brace, L. H., and A. J. Kliore (1991). The structure of the Venus ionosphere. *Space Sci. Rev.*, 55,81–163.

Brace, L. H., et al. (1983). The ionosphere of Venus: Observations and their interpretation, in Venus, edited by D. M. Hunten et al. pp. 779–840. *Univ. of Ariz. Press*.

Bracewell R. (1978) Detecting nonsolar planets by spinning infrared interferometer. *Nature* 274:780, DOI 10.1038/274780a0

- Braginsky, S. I. and Roberts, P. H. (1995). Equations governing convection in Earth's core and the geodynamics. *Geophys. Astrophys. Fluid Dynam.* 79, 1-97.
- Brain, D. A., et al. (2016). Atmospheric escape from unmagnetized bodies. *Journal of Geophys. Res. - Planets*, 121,2364-2385
- Brain, D. A., F. Bagenal, Y.-J. Ma, H. Nilsson, and G. Stenberg Wieser (2017). Atmospheric escape from unmagnetized bodies. *J. Geophys. Res. Planets*, 121, 2364–2385.
- Brambles, O. J., W. Lotko, B. Zhang, M. Wiltberger, J. Lyon, and R. J. Strangeway. (2011). Magnetosphere Sawtooth Oscillations Induced by Ionospheric Outflow. *Science*,332(6034), 1183-1186.
- Brasseur, G. P., and Solomon, S., *Aeronomy of the Middle Atmosphere*, 3rd ed., *Springer*,2005.
- Breuer, D., Moore, W.B., (2015). In: *Treatise of Geophysics – Planets and Moons: Dynamics and Thermal History of the Terrestrial Planets, the Moon, and Io*. *Elsevier*, 200-341.
- Buffett, B.A., Huppert, H.E., Lister, J.R., Woods, A.W. (1996). On the thermal evolution of the Earth's core. *Journal of Geophysical Research* 101,7989-8006.
- Bullock, M.A., and Grinspoon, D. H. (2001). The recent evolution of climate on Venus. *Icarus*, 150, 19-37.
- Cairns, I. H. (2011) *The Sun, the Solar Wind, and the Heliosphere* (New York:Springer), 269.
- Calisto, M., P. T. Verronen, E. Rozanov, and T. Peter (2012). Influence of a Carrington-like event on the atmospheric chemistry, temperature and dynamics. *Atmos. Chem. Phys.*, 12.
- Candelaresi, S., Hillier, A., Maehara, H., Brandenburg, A., & Shibata, K. (2014). Superflare Occurrence and Energies on G-, K-, and M-type Dwarfs. *ApJ*, 792, 67
- Carrington R. C. (1859). Description of a Singular Appearance in the Sun on September 1. *MNRAS* 20, 13.

- Carter-Bond, J. C., D. P. O'Brien, S. N. Raymond (2012). The Compositional Diversity of Extrasolar Terrestrial Planets. II. Migration Simulations. *APJ*, 760, 44.
- Catling, D., Christopher R. Glein, Kevin J. Zahnle, And Christopher P. McKay (2005). Why O₂Is Required by Complex Life on Habitable Planets and the Concept of Planetary "Oxygenation Time". *Astrobiology*, 5. 415-438.
- Charbonneau, P. (2010). Dynamo Models of the Solar Cycle. *Living Reviews in Solar Physics*, 7.
- Charney, B., Forget, B., Wordsworth, R., Leconte, J., Millour, E., Codron, F., and Spiga, E., J. (2013). Exploring the faint young sun problem and the possible climates of the Archean Earth with a 3-D GCM. *Geophys. Res.*, 118.
- Chassefiere, E. (1997). Loss of Water on the Young Venus: The Effect of a Strong Primitive Solar Wind. *Icarus*, 126, 229-232.
- Christensen, U. (1984). Convection with pressure- and temperature-dependent non-Newtonian rheology. *Geophysical Journal of the Royal Astronomical Society*, 77.343-384.
- Chyba, C. F., & Phillips, C. B. (2002). Europa as an abode of life. *Origins of Life and Evolution of Biospheres*, 32(1), 47-67.
- Ciesla, F. J., G. D. Mulders, I. Pascucci, D. Apai. (2015). Volatile Delivery to Planets from Water-rich Planetesimals around Low Mass Stars. *ApJ*, 804,9.
- Claire, M. W., Sheets, J., Cohen, M., Ribas, I., Meadows, V.S., & Catling, D.S. (2012). Predicting Lyman-alpha and Mg II Fluxes from K and M Dwarfs Using GALEX Ultraviolet Photometry. *ApJ*, 757, 95.
- Cleaves, H., J., Chalmers, J. H., Lazcano, A., Miller, S. L., Bada, J. L. (2008) A reassessment of prebiotic organic synthesis in neutral planetary atmospheres. *Orig. Life Evol. Biosph.* 38, 105–115

Cleeves, L. I., et al. (2013). Exploring the origins of deuterium enrichments in solar nebular organics. *Astrophys. J.* 772, 5.

Cockell, C. S., et al. (2016). Habitability: A review. *Astrobiol.*, 16, 89-117.

Cohen, O., et al. (2012). The cosmic-ray intensity near the Archean Earth. *ApJ*, 760, 1

Cohen, O., Drake, J. J., Glocer, A., Garraffo, C., Poppenhaeger, K., Bell, J. M., Ridley, A. J.,

Gombosi, T. I. (2014) Magnetospheric Structure and Atmospheric Joule Heating of Habitable Planets Orbiting M-dwarf Stars. *Astrophys. J.*, 790, Issue 1, article id. 57, 13.

Colavita MM, Serabyn E, Millan-Gabet R, Koresko CD, Akeson RL, Booth AJ, Mennesson BP,

Ragland SD, Appleby EC, Berkey BC, Cooper A, Crawford SL, Creech-Eakman MJ, Dahl W, Felizardo C, Garcia-Gathright JI, Gathright JT, Herstein JS, Hovland EE, Hrynevych MA, Ligon

ER, Medeiros DW, Moore JD, Morrison D, Paine CG, Palmer DL, Panteleeva T, Smith B, Swain

MR, Smythe RF, Summers KR, Tsubota K, Tyau C, Vasisht G, Wetherell E, Wizinowich

PL, Woillez JM (2009) Keck Interferometer Nuller Data Reduction and On-Sky Performance. *PASP*121:1120 1138, DOI 10.1086/606063

Collinson, G., et al. (2017). Spontaneous hot flow anomalies at Mars and Venus. *Res. Space Physics*, 122.

Collinson, G. A., et al. (2014). A survey of hot flow anomalies at Venus. *J. Geophys. Res. Space Physics*, 119.

Collinson, G. A., et al. (2015). The impact of a slow interplanetary coronal mass ejection on Venus. *J. Geophys. Res. Space Physics*, 120.

Collinson, G., et al. (2017). Spontaneous hot flow anomalies at Mars and Venus. *J. Geophys.*

Cowan, N. B., Greene, T., Angerhausen, D., Batalha, N.E., Clampin, M. K. Colon, M. K.,

- Crossfield, I.J.M. Fortney, J.J. Gaudi, B.S. Harrington, J. Iro, N., Lillie, C. F., Linsky, J. L., Lopez-Morales, M., Mandell, A. M., and Stevenson, K. B., on behalf of ExoPAG SAG-10 (2015) Characterizing Transiting Planet Atmospheres through 2025. *PASP*, 127, 311
- Cowling, T. G. (1934). The magnetic field of sunspots. *Mon. Not. Royal Astron. Soc.*, 94, 39-48.
- Craddock, R. A., & Howard, A. D. (2002). The case of rainfall on a warm, wet early Mars. *JGR*, 107(E11).
- Crawford, G.K., et al. (1998). Statistical imaging of the Venus foreshock using VLF wave emissions. *J. Geophys. Res.*, 103,11985-12004.
- Crosby, N. B., Aschwanden, M. J., & Dennis, B. R. (1993). Frequency distributions and correlations of solar X-ray flare parameters. *Solar Physics* 143, 275.
- Cullum, J., et al. (2016). Importance of ocean salinity for climate and habitability. *PNAS*, 113.4278-4283.
- Cuntz, M., Guinan, E. F. (2016) About Exobiology: The Case For Dwarf K Stars, *ApJ*, 872, 79.
- Curry, S. M., et al. (2015a). Response of Mars O⁺ pickup ions to the 8 March 2015 ICME: interferences from MAVEN data-based models. *Geophys. Res. Lett.*, 42,9095-9102.
- Curry, S. M., Luhmann, J., Ma, Y., Liemohn, M., Dong, C., Hara, T. (2015b) Comparative pick-up ion distributions at Mars and Venus: Consequences for atmospheric deposition and escape, *Planetary and Space Science*, 115, 35-47.
- Damiani, A., M. Storini, C. Rafanelli, and P. Diego (2010). The hydroxyl radical as an indicator of SEP fluxes in the high-latitude terrestrial atmosphere. *Adv. Space Res.*, 46,1225–1235.
- Damiani, A., M. Storini, M. Laurenza, and C. Rafanelli (2008). Solar particle effects on minor components of the polar atmosphere. *Ann. Geophys.*, 26,361–370.

Danchi, W., Lawson, P. et al. (2009) Infrared Imaging, in the Exoplanet Community Report, 91-

134, JPL Publication 09-3

Danchi, W., Bailey, V., Bryden, G., Defrere, D., Ertel, S., Haniff, C., Hinz, P., Kennedy, G., Mennesson, B., Millan-Gabet, R., Rieke, G., Roberge, A., Serabyn, E., Skemer, A., Stapelfeldt, K., Weinberger, A., Wyatt, M., & Vaz, A. (2016) Enabling the direct detection of earth-sized exoplanets with the LBTI HOSTS project: a progress report, *Optical and Infrared Interferometry and Imaging V*, 9907, 990713

Danchi, W., Ertel, S., Defrere, D., Hinz, P., Mennesson, B., Kennedy, G., and the HOSTS team (2018) the LBTI HOSTS Project: Instrumentation, Observations, and Results of the Survey of Exozodiacal Dust of > 30 Nearby Stars, submitted to *IEEE Aerospace*

Davenport, J. R. A. (2016). The KEPLER catalog of stellar flares. *ApJ* 829,23.

Davenport, J. R. A., D. M. Kipping, D. Sasselov, J. M. Mathews, C. Cameron (2016). MOST Observations of Our Nearest Neighbor: Flares on Proxima Centauri. *ApJ. Let.*, 829, L31.

Davies, K. (1969) *Ionospheric radio waves*, by Davies, K.. Blaisdell, MA (USA), 17 + 460.

David, T.J., Mamajek, E. E., Vanderburg, A., Schlieder, J. E., Bristow, M., Petigura, E. A., Ciardi, D. R., Crossfield, I. J. M., Isaacson, H. T., Cody, A.M. and 12 coauthors (2018) *AJ*, accepted, eprint arXiv:1801.07320

do Nascimento, J.-D., Jr.; Vidotto, A. A.; Petit, P.; Folsom, C.; Castro, M.; Marsden, S. C.; Morin, J.; Porto de Mello, G. F.; Meibom, S.; Jeffers, S. V.; and 2 coauthors (2016) Magnetic Field and Wind of Kappa Ceti: Toward the Planetary Habitability of the Young Sun When Life Arose on Earth. *ApJ Let*, 820, L15.

Donati, J-F., Brown, S. F. (1997) Zeeman-Doppler imaging of active stars. V. Sensitivity of maximum entropy magnetic maps to field orientation.

A&A, 326, 1135-1142.

- De Zeeuw, D. L., et al. (1996). A new axisymmetric MHD model of the interaction of the solar wind with Venus. *J. Geophys. Res.*, *101*, 4547–4556.
- Debes, J. H., & Sigurdsson, S. (2007). The survival rate of ejected terrestrial planets with moons. *The Astrophysical Journal Letters*, *668*(2), L167.
- Del Genio, A. D., and Zhou, W. (1996). Simulations of superrotation of slowly rotating planets: Sensitivity to rotation and initial condition. *Icarus*, *120*, 332.
- Defrere, D., Leger, A., Absil, O., Beichman, C., Biller, B., Danchi, W. C., Ergenzinger, K., Eiroa, C., Ertel, S., Fridlund, M., Garcia Munoz, A., Gillon, M., Glasse, A., Godolt, M., Grenfell, J. L., Kraus, S., Labadie, L., Lacour, S., Liseau, R., Martin, G., Mennesson, B., Micela, G., Minardi, S., Quanz, S. P., Rauer, H., Rinehart, S., Santos, N. C., Selsis, F., Surdej, J., Tian, F., Villaver, E., Wheatley, P. J., & Wyatt, M. 2018, Space-based infrared interferometry to study exoplanetary atmospheres, submitted to *Experimental Astronomy*, also ArXiv e-prints, arXiv:1801.04150
- Delano J W. (2001) Redox history of the Earth's interior since similar to 3900 Ma: Implications for prebiotic molecules. *Orig. Life Evol. Bio.*, *31*(45), 311–341.
- Demory, B. O., Gillon, M., Madhusudhan, N., & Queloz, D. (2015). Variability in the super-Earth 55 Cnc e. *Monthly Notices of the Royal Astronomical Society*, *455*(2), 2018-2027.
- Demory, B., Gillon, M., de Wit, J., Madhusudhan, N., Bolmont, E., Heng, K., Kataria, T., Lewis, N., Hu, R., Krick, J., Stamenković, V., Benneke, B., Kane, S., Queloz, D., (2016). A map of the large day–night temperature gradient of a super-Earth exoplanet. *Nature* *532*, 207-209.
- Des Marais, D., et al. (2002). Remote sensing of planetary properties and biosignatures on extrasolar terrestrial planets. *Astrobiol.*, *2*, 153-181.
- Donahue, D. T., et al. (1982). Venus was wet: A measurement of the ratio of D/H. *Science*, *216*, 630-633.

- Deng, Y., Fuller-Rowell, T. J., Akmaev, R. A., Ridley, A. J. (2011) Impact of the altitudinal Joule heating distribution on the thermosphere, *JGR*, 116, Issue A5, CiteID A05313
- Dong, C. F., et al. (2015). Multifluid MHD study of the solar wind interaction with Mars' upper atmosphere during the 2015 March 8th ICME event. *Geophys. Res. Lett.*, 42, 9103-9112.
- Dong, C. F., et al. (2015). Solar wind interaction with the Martian upper atmosphere: Crustal field orientation, solar cycle, and seasonal variations. *J. Geophys. Res.*, 120, 7857-7872.
- Dong, C. F., M. Jin, M. Lingam, V. S. Airapetian, Y. J. Ma, B. van der Holst (2018). Atmospheric escape from the TRAPPIST-1 planets and implications for habitability. *Proceedings of the National Academy of Sciences*, 115, 260—265.
- Dong, C. F., M. Lingam, Y. J. Ma, and O. Cohen (2017). Is Proxima Centauri B habitable? A study of atmospheric loss. *ApJ Letters*. 837, L26.
- Dubinin, E., M. Fraenz, M. Pätzold, J. McFadden, J. S. Halekas, G. A. DiBraccio, J. E. P. Connerney, F. Eparvier, D. Brain, B. M. Jakosky, O. Vaisberg, and L. Zelenyi (2017). The effect of solar wind variations on the escape of oxygen ions from Mars through different channels: MAVEN observations, *J. Geophys. Res.: Space Physics*, 122.
- Dubinin, E., Fraenz, M., Pätzold, M., McFadden, J., Halekas, J. S., Connerney, J. E. P., Jakosky, B. M., Vaisberg, O., Zelenyi, L. (2018) *Planetary and Space Science*, 160, 56-65.
- Duigou, J. M. Le Lozi, J. Cassaing, F. Houairi, Sorrente, K. B., Montri, Jacquinod, J. S. Reess, J.-M., Pham, L., Lhome, E., Buey, Hénault, T. F., Marcotto, A., Girard, P., Mauclert, N., Barillot, M., Coudé du Foresto, V., Ollivier, M. 2012, Final results of the PERSEE experiment, *Proc. SPIE 8445, Optical and Infrared Interferometry III*, 844525
- Edberg, N. J. T. (2011). Atmospheric erosion of Venus during stormy space weather. *J. Geophys. Res.*, 116, A9.
- Ertel, S., Defrere, D., Hinz, P., Mennesson, B., Kennedy, G. M., Danchi, W. C., Gelino, C., Hill, J. M., Hoffmann, W. F., Rieke, G., Shannon, A., Spalding, E., Stone, J. M., Vaz, A.,

Weinberger, A. J., Willems, P., Absil, O., Arbo, P., Bailey, V. P., Beichman, C., Bryden, G., Downey, E. C., Durney, O., Esposito, S., Gaspar, A., Grenz, P., Haniff, C. A., Leisenring, J. M.,

Marion, L., McMahon, T. J., Millan-Gabet, R., Montoya, M., Morzinski, K. M., Pinna, E., Power,

J., Puglisi, A., Roberge, A., Serabyn, E., Skemer, A. J., Stapelfeldt, K., Su, K. Y. L.,

Vaitheeswaran, V., and Wyatt, M. C., 2018a, The HOSTS Survey – Exozodiacal Dust Measurements for 30 Stars,” *AJ* 155, 194

Ertel, S., Kennedy, G. M., Defrere, D., Hinz, P., Shannon, A. B., Mennesson, B., Danchi, W. C.,

Gelino, C., Hill, J. M., Hoffman, W. F., Rieke, G., Spalding, E., Stone, J. M., Vaz, A.,

Weinberger, A. J., Willems, P., Absil, O., Arbo, P., Bailey, V. P., Beichman, C., Bryden, G., Downey, E. C., Durney, O., Esposito, S., Gaspar, A., Grenz, P., Haniff, C. A., Leisenring, J. M.,

Marion, L., McMahon, T. J., Millan-Gabet, R., Montoya, M., Morzinski, K. M., Pinna, E.,

Power, J., Puglisi, A., Roberge, A., Serabyn, E., Skemer, A. J., Stapelfeldt, K., Su, K. Y. L.,

Vaitheeswaran, V., & Wyatt, M. C. 2018b, The HOSTS survey for exo-zodiacal dust: preliminary results and future prospects, *Society of Photo-Optical Instrumentation Engineers (SPIE) Conference Series*, 10698, 106981V

Duru, F.; Gurnett, D. A., Morgan, D. D.; Halekas, J.; Frahm, R. A.; Lundin, R.; Dejong, W.; Ertl, C.; Venable, A.; Wilkinson, C., and 8 coauthors, Response of the Martian ionosphere to solar activity including SEPs and ICMEs in a two-week period starting on 25 February 2015. *P&SS*, 145, 28-37.

Eddy, J. A. (1976). The Maunder minimum. *Science*, 192, 1189-1202.

Edson, A., et al. (2011). Atmospheric circulations of terrestrial planets orbiting low-mass stars. *Icarus*, 212,1-13.

Efroimsky, M., & Williams, J. G. (2009). Tidal torques: a critical review of some techniques. *Celestial Mechanics and Dynamical Astronomy*, 104(3), 257-289.

Egorova, T.; Rozanov, E.; Ozolin, Y.; Shapiro, A.; Calisto, M.; Peter, Th.; Schmutz, W. (2011) The atmospheric effects of October 2003 solar proton event simulated with the chemistry-climate model SOCOL using complete and parameterized ion chemistry. *Journal of Atmospheric and Solar-Terrestrial Physics*, 73, 356-365.

Elkins-Tanton, L. T. (2012). Magma oceans in the inner solar system. *Ann. Rev. Earth Plan. Sci.*, 40,113-139.

Elkins-Tanton, L. T., & Seager, S. (2008). Ranges of Atmospheric Mass and Composition of Super-Earth Exoplanets. *ApJ*, 685,1237.

Emslie, A. G. (2012). Global Energetics of Thirty Eight Large Solar Eruptive Events. *ApJ*, 759,71.

Erkaev, N. V. et al. (2014). Escape of the Martian protoatmosphere and initial water inventory. *PSS*, 98,106-119.

Estupinan, E. G., et al. (2002). Investigation of N₂O production from 266 and 532 laser flash photolysis of O₃/N₂/O₂ mixtures. *J. Phys. Chem.*, 106,5880-5890.

Fairfield, D. H. (1971), Average and unusual locations for the Earth's magnetopause and bow shock, *J. Geophys. Res.*, 76, 6700–6716.

Falkowski, P. G. & Isozaki, Y. (2008). *Science*, 322, 540-542.

Favata, F. & Schmitt, J. H. M. M. (1999) Spectroscopic analysis of a super-hot giant flare observed on Algol by BeppoSAX on 30 August 1997. *A&A*, 350, 900-916. Fearn, D. R. (1998).

- Hydromagnetic flow in planetary cores, *Rep. Prog. Phys.*, 61, 175-235. Fedorov, Yu. I., et al. (2017). *Kinematics and Physics of Celestial Bodies*, 33, 1, 1–12.
- Ferraz-Mello, S., Rodríguez, A., & Hussmann, H. (2008). Tidal friction in close-in satellites and exoplanets: The Darwin theory re-visited. *Celestial Mechanics and Dynamical Astronomy*, 101(1), 171-201.
- Feulner, G. (2012). The faint young Sun problem. *Rev. Geophys. Rev.*, 50, 2.
- Fischer, D. et al. 2018, LUVOIR Mission Concept Study Interim Report, [arXiv:1809.09668](https://arxiv.org/abs/1809.09668) [astro-ph.IM]
- Foley, B. J., Bercovici, D., Landuyt, W. (2012). The conditions for plate tectonics on super-Earths: Inferences from convection models with damage. *Earth and Planetary Science Letters* 331-332, 281-290.
- Folsom, C. P., Bouvier, J., Petit, P., Lèbre, A., Amard, L., Palacios, A., Morin, J., Donati, J.-F., Vidotto, A. A. (2018) The evolution of surface magnetic fields in young solar-type stars II: the early main sequence (250-650 Myr). *MNRAS*, 474, 4956-4987.
- Forbes, T. E. (2000). A review on the genesis of coronal mass ejections. *JGRA*, 105, 23153-23166.
- Fu, R., O'Connell, R.J., Sasselov, D.D. (2010). The interior dynamics of water planets. *The Astrophysical Journal* 708, 1326-1334.
- Fuselier, S. A., J. L. Burch, J. Mukherjee, K. J. Genestreti, S. K. Vines, R. Gomez, J. Goldstein, K. J. Trattner, S. M. Petrinec, B. Lavraud, and R. J. Strangeway (2017). Magnetospheric ion influence at the dayside magnetopause. *J. Geophys. Res. Space Physics*, 122, 8617–8631.
- Futaana, Y., et al. (2008). Mars Express and Venus Express multi-point observations of geoeffective solar flare events in December 2006. *PSS*, 56, 873-880.
- Gallet, F., & Bouvier, J. (2013). Improved angular momentum evolution model for solar-like stars. *A&A*, 556, A36.

- Garcia-Sage K, Gloer A, Drake JJ, Gronoff G, Cohen O. (2017). On the magnetic protection of the atmosphere of Proxima Centauri b. *The Astrophysical Journal Letters*. 24, 844(1), L13.
- Garcia-Sage, K., Gloer, A., Drake, J. J., Gronoff, G., & Cohen, O. (2017). On the Magnetic Protection of the Atmosphere of Proxima Centauri b. *Astrophysical Journal Letters*, 844(1).
- Garraffo, J. Drake, and O. Cohen (2016). The Space Weather of Proxima Centauri b. *ApJ*, 833, 6.
- Gaudi, B. S., 2012, Microlensing Surveys for Exoplanets, ARAA, 50, 411 Gaudi, B. S. 2018, HabEx: Habitable Exoplanet Observatory Interim Report, <http://jpl.nasa.gov>
- Gebauer, S., Grenfell, J. L., Lammer, H., Paul de Vera, J-P., Sprob, L., Airapetian, V. S., Sinnhuber, M. and Rauer, H. (2018) Atmospheric Nitrogen When Life Evolved on Earth. submitted.
- Ghoshtagore, R.N., Coble, R.L. (1966). Self-diffusion in silicon carbide. *Physical Review* 143, 623-626.
- Gillett, N. P. et al. (2016). The Detection and Attribution Model Intercomparison Project (DAMIP v1.0) contribution to CMIP6. *Geosci. Model Dev.*, 9, 3684-3697.
- Gillon, M., E. Jehin, S. M. Lederer, L. Delrez, J. de Wit, A. Burdanov, V. Van Grootel, A. J. Burgasser, A. H. M. J. Triaud, C. Opitom, B. Demory, D. K. Sahu, D. B. Gagliuffi, P. Magain, and D. Queloz (2016). Temperate Earth-sized planets transiting a nearby ultracool dwarf star. *Nature* 533, 221–224.
- Gillmann, C., Golabek, G. J. and Tackley, P. (2016) Effect of a single large impact on the coupled atmosphere-interior evolution of Venus. *Icarus*, 268, 295-312.
- Gillon, M., Triaud, A. H., Demory, B. O., Jehin, E., Agol, E., Deck, K. M. & Bolmont, E. (2017). Seven temperate terrestrial planets around the nearby ultracool dwarf star TRAPPIST-1. *Nature*, 542(7642), 456-460.

- Glatzmaier, G. A. And P. H. Roberts (1995) A three-dimensional self-consistent computer simulation of a geomagnetic field reversal, *Nature*, 377, 203–209.
- Glocer, A., Kitamura, N., Toth, G., Gombosi, T.(2012) Modeling solar zenith angle effects on the polar wind. *JGR*, 117, A4, CiteID A04318
- Glocer, A., G. Khazanov, and M. Liemohn (2017), Photoelectrons in the quiet polar wind.*J. Geophys. Res. Space Physics*, 122,6708–6726.
- Goldblatt, C., Claire, M. W., Lenton, T. M., Matthews, A. J., Watson, A. J., Zahnle, K. J. (2009) Nitrogen-enhanced greenhouse warming on early Earth.*Nature Geoscience*, 2(12), 891-896.
- Greene, T. et al. 2016, Characterizing Transiting Exoplanet Atmospheres with JWST, *ApJ*,836, 17.
- Gronoff, G., Norman, R. B., Mertens, C. J. (2015) Computation of cosmic ray ionization and dose at Mars. I: A comparison of HZETRN and Planetocosmics for proton and alpha particles. *Advances in Space Research*, 55(7), 1799-1805
- Goldblatt, C., Claire, M. W., Lenton, T. M., Matthews, A. J., Watson, A. J., and Zahnle, K. J. (2009). Nitrogen-enhanced greenhouse warming on early Earth. *Nat. Geosci.*, 2,891–896.
- Gopalswamy, N., Mäkelä, P., Yashiro, S., Thakur, N., Akiyama, S.,Xie, H. (2017) A Hierarchical Relationship between the Fluence Spectra and CME Kinematics in Large Solar Energetic Particle Events: A Radio Perspective, *Journal of Physics: Conf. Ser.*,900, 1.
- Gopalswamy N., Akiyama S., Yashiro S., and Mäkelä P. (2010) Coronal mass ejections from sunspot and non-sunspot regions, in *Magnetic Coupling Between the Interior and Atmosphere of the Sun*, edited by SS Hasan and RJ Rutten, 289 pp., Springer, Berlin.A Hierarchical
- Gopalswamy N., Akiyama S., Yashiro S. (2009) Major solar flares without coronal mass ejections, *Universal Heliophysical Processes, Proceedings of the International Astronomical Union, IAU Symposium*, 257, 283-286.

Gopalswamy, N. (2016) History and development of coronal mass ejections as a key player in solar terrestrial relationship, *JGR Lett.*, 3,8.

Gopalswamy, N. et al. (2013). Height of shock formation in the solar corona inferred from observations of type II radio bursts and coronal mass ejections. *AdSR*, 51, 1981-1989.

Gopalswamy, N., (2010) "Coronal Mass Ejections and Solar Radio Emissions", in *Planetary Radio Emissions VII: Proc. of the 7th International Workshop on Planetary, Solar and Heliospheric Radio Emissions (PRE VII)*, held at Graz, Austria, September 15-17, H.O. Rucker - W.S. Kurth - P. Louarn - G. Fischer (Eds.), Austrian Academy of Sciences, Graz, p. 325-342, 2011.

Gopalswamy, N., "Extreme Solar Eruptions and their Space Weather Consequences", in *Extreme Events in the Geospace: Origins, Predictability and Consequences*", Ed. Natalia Buzulukova, Elsevier, Amsterdam, 37-63, 2017.

Gopalswamy, N., S. Akiyama, P. Mäkelä, S. Yashiro, H. Xie, N. Thakur, S. W. Kahler (2015). Large Solar Energetic Particle Events Associated with Filament Eruptions Outside of Active Regions. *The Astrophysical Journal*, 806,8-22.

Gopalswamy, N., Yashiro, S., Akiyama, S. (2016). Unusual Polar Conditions in Solar Cycle 24 and Their Implications for Cycle 25. *The Astrophysical Journal*, 823, L15.

Gray et al. (2014) The effect of solar flares, coronal mass ejections, and solar wind streams on Venus' 5577 Å oxygen green line. *Icarus*, 233,342-347.

Grenfell J. L., et al. (2007). The response of atmospheric chemistry on earthlike planets around F, G and K Stars to small variations in orbital distance. *PSS*, 55,661-67.

Grenfell, J. L., et al. (2012). Response of Atmospheric Biomarkers to NO_x-Induced Photochemistry Generated by Stellar Cosmic Rays for Earth-like Planets in the Habitable Zone of M Dwarf Stars. *Astrobiol.*, 12,1109-1122.

Grenfell, J. L., et al. (2013). Potential Biosignatures in Super-Earth Atmospheres II. Photochemical Responses. *Astrobiol.*, 13,415-438.

Grenfell, J. L., et al. (2014). Sensitivity of biosignatures on Earth-like planets orbiting in the habitable zone of cool M-dwarf Stars to varying stellar UV radiation and surface biomass emissions. *PSS*, 98,66-76.

Grenfell, J. L., Gebauer, S., von Paris, P., Godolt, M., and Hedelt, P. (2011). Sensitivity of biomarkers to changes in chemical emissions in the Earth's Proterozoic atmosphere. *Icarus*, 211, 81-88.

Grenfell, J. L., Rauer, H., Selsis, F., et al. (2010). Co-Evolution of Atmospheres, Life, and Climate. *Astrobiology*, 10, 77.

Groeller, H., et al. (2014). Hot oxygen and carbon escape from the Martian atmosphere. *PSS*, 98,93-105.

Güdel, M, Guinan, E. F., Skinner, S. L. (1997). The X-Ray Sun in Time: A Study of the Long-Term Evolution of Coronae of Solar-Type Stars. *ApJ*, 483, 947.

Güdel, M. & Nazé, Y. (2009). X-ray spectroscopy of stars. *The Astronomy and Astrophysics Review*, 17, Issue 3,309.

Güdel, M., Guinan, E.F., & Skinner, S. L. (1997). The X-Ray Sun in Time: A Study of the Long-Term Evolution of Coronae of Solar-Type Stars. *ApJ*, 483, 947.

Guo, J., Dumbović, M., Wimmer-Schweingruber, R. F., Temmer, M., Lohf, H., Wang, Y., Veronig, A., Hassler, D. M., Mays, L. M., Zeitlin, C.; and 6 coauthors (2018) Modeling the Evolution and Propagation of 10 September 2017 CMEs and SEPs Arriving at Mars Constrained by Remote Sensing and In Situ Measurement. *Space Weather*, 16(8), 1156-1169

Gurtner, R., et al. (2005). Simulation of the interaction of space radiation with the Martian atmosphere and surface. *Adv. Spa. Sci.*, 36,2176-2181.

Hale, G. E. (1908). On the Probable Existence of a Magnetic Field in Sun-Spots. *ApJ*, 28,315.

- Hamano, K., Abe, Y., & Genda, H. (2013). Emergence of two types of terrestrial planet on solidification of magma ocean. *Nature*, *497*, 607-610.
- Hart, M. H. (1979). Habitable zones about main sequence stars. *Icarus*, *37*, 351.
- Hart, R. A., Russell, C. T., Zhang, T. (2018). Statistics and Energetics of Lightning on Venus. 20th EGU General Assembly, EGU2018, Proceedings from the conference held 4-13 April, 2018 in Vienna, Austria, p.10831
- Heavens, N. G., Kleinböhl, A., Chaffin, M. S., Halekas, J. S., Kass, D. M., Hayne, P. O., McCleese, D. J., Piqueux, S., Shirley, J. H., Schofield, J. T. (2018) Hydrogen escape from Mars enhanced by deep convection in dust storms. *Nature Astronomy*, *2*, 126-132
- Heller, R., & Barnes, R. (2013). Exomoon habitability constrained by illumination and tidal heating. *Astrobiology*, *13*(1), 18-46.
- Henning, W. G., & Hurford, T. (2014). Tidal heating in multilayered terrestrial exoplanets. *The Astrophysical Journal*, *789*(1), 30.
- Henning, W. G., O'Connell, R. J., & Sasselov, D. D. (2009). Tidally heated terrestrial exoplanets: viscoelastic response models. *The Astrophysical Journal*, *707*(2), 1000.
- Herschel W. (1801) Observations tending to investigate the nature of the sun, in order to find the causes or symptoms of its variable emission of light and heat; with remarks on the use that may possibly be drawn from solar observations. *Phil Trans Royal Soc*, *91*, 265–318.
- Hinz, P. M., Defrere, D., Skemer, A., Bailey, V., Stone, J., Spalding, E., Vaz, A., Pinna, E., Puglisi, A., Esposito, S., Montoya, M., Downey, E., Leisenring, J., Durney, O., Hoffmann, W., Hill, J., Millan-Gabet, R., Mennesson, B., Danchi, W., Morzinski, K., Grenz, P., Skrutskie, M., and Ertel, S. (2016) Overview of LBTI: a multipurpose facility for high spatial resolution observations, in *Optical and Infrared Interferometry and Imaging V.*, Proc. SPIE 9907, 990704
- Hodgson R. (1859). On a curious appearance seen in the Sun. *MNRAS*, *20*, 15–16.

- Holloway, A. M., and Wayne, R. P., Atmospheric Chem., *Roy. Soc. Chem, UK*,2010.
- Horne, R. B., et al. (2005). Wave acceleration of electrons in the Van Allen radiation belts. *Nature*, 437,227–230.
- Houdebine, E. R., Foing, B. H., Rodono, M. (1990) Dynamics of flares on late-type dMe stars. I- Flare mass ejections and stellar evolution. *A&A*, 238, 249-255.
- Hu, J., Li, G., Fu, S., Zank, G., Ao, X. (2018) Modeling a Single SEP Event from Multiple Vantage Points Using the iPATH Model, *ApJ Let*, 854(2), L19-L24.
- Huang, S. S. (1960). Life outside the solar system. *Scientific American*, 202,55.
- Hüttig, C., and Stemmer, K. (2008). Finite volume discretization for dynamic viscosities on Voronoi grids. *Physics of the Earth and Planetary Interiors* 171,137-146.
- Jackman, C. H. et al. (2008). Shortand medium-term atmospheric constituent effects of very large solar proton events. *Atmos. Chem. Phys.*, 8.
- Jackman, C. H., et al. (2011). Northern Hemisphere atmospheric influence of the solar proton events and ground level enhancement in January 2005. *Atmos. Chem. Phys.*, 11,6153–6166.
- Jackman, C. H., M. T. Deland, G. J. Labow, E. L. Fleming, and M. López-Puertas (2006). Satellite measurements of middle atmospheric impacts by solar proton events in solar cycle 23. *Space Sci. Rev.*, 125,381–391.
- Jackman, C. H., M. T. DeLand, G. J. Labow, E. L. Fleming, D. K. Weisenstein, M. K. W. Ko, M. Sinnhuber, and J. M. Russell (2005). Neutral atmospheric influences of the solar proton events in October-November 2003. *J. Geophys. Res.*, 110, A9.
- Jackman, C. H., Marsh, D. R., Vitt, F. M., Garcia, R. R., Fleming, E. L., Labow, G. J., Stiller, G. P. (2008). Short- and medium-term atmospheric constituent effects of very large solar proton events. *Atmospheric Chemistry and Physics*, 8(3), 765-785.

- Jackson, B., Barnes, R., & Greenberg, R. (2008). Tidal heating of terrestrial extrasolar planets and implications for their habitability. *Monthly Notices of the Royal Astronomical Society*, 391(1), 237-245.
- Jakosky, B. M., and Phillips, R. J. (2001). Mars' volatile and climate history. *Nature*, 412, 237-244.
- Jakosky, B. M., et al. (2015). MAVEN observations of the response of Mars to an interplanetary coronal mass ejection. *Science*, 350, 6261.
- Johns-Krull, C. M. (2007) The Magnetic Fields of Classical T Tauri Stars. *ApJ*, 664, 975-985.
- Johnstone, C. P., et al. (2015). The extreme ultraviolet and X-ray Sun in Time: High energy evolutionary tracks of a solar-like star. *Astron. Astrophys*, 577, A28.
- Johnstone, C.P., & Güdel, M. (2015). The coronal temperatures of low-mass main-sequence stars. *A&A*, 578, id. A129.
- Johnstone, C.P., Güdel, M., Brott, I., & Lüftinger, T. (2015). Stellar winds on the main-sequence – II. The evolution of rotation and winds. *A&A*, 577, id A28.
- Johnstone, C.P., Güdel, M., Lüftinger, T., Toth, G., & Brott, I. (2015). Stellar winds on the main-sequence – I. Wind model. *A&A*, 577, id A27.
- Johnstone, C.P., Güdel, M., Lammer, H., & Kislyakova, K. G. (2018) Upper atmospheres of terrestrial planets: Carbon dioxide cooling and the Earth's thermospheric evolution, *A&A*, 617, A107, 36.
- Jovanovic, N. et al. (2015) The Subaru Coronagraphic Extreme Adaptive Optics System: Enabling High-Contrast Imaging on Solar-System Scales, *PASP*, 127, 890
- Joyce, G. F., *Origins of Life: The Central Concepts*, ed. D. W. Deamer et al., Boston, 1994.
- Kallenrode, M.-B. (2003), Current views on impulsive and gradual solar energetic particle events, *J. Phys. G: Nucl. Part. Phys.*, 29, 965–981.

- Kaltenegger, L., Henning, W. G., & Sasselov, D. D. (2010). Detecting volcanism on extrasolar planets. *The Astronomical Journal*, *140*(5), 1370.
- Karato, S.-I. (2011). Rheological Structure of the mantle of a super-Earth: Some insights from mineral physics. *Icarus* *212*, 14-23.
- Karoff, C., Knuden, M. F., De Cat, P., Bonanno, A., Fogtman-Schulz, A., Fu, J., Frasca, A., Inceoglu, F., Olsen, Y., Zhang, Y., Hou, Y., Wang, Y., Shi, J., Zhang, W. (2016) Observational Evidence for Enhanced Magnetic Activity of Superflare Stars, *Nature Comm.*, *7*:11058.
- Kasting, J. F. (1990) Bolide impacts and the oxidation state of carbon in the Earth's early atmosphere. *Orig. Life Evol. Biosph.* **20**, 199–231.
- Kasting, J. F., D. P. Whitmire, and R. T. Reynolds (1993). Habitable Zones Around Main Sequence Stars. *Icarus*, *101*, 108–128.
- Kasting J F, Catling D. (2003) Evolution of a habitable planet. *Ann. Rev. Astron. Astrophys.* *41*, 429–463.
- Kasting, J. F., Kopparapu, R., Ramirez, R. M., & Harman, C. E. (2014). Remote life-detection criteria, habitable zone boundaries, and the frequency of Earth-like planets around M and late K stars. *Proceedings of the National Academy of Sciences of the United States of America*, *111*(35), 12641-12646.
- Kasting, J. F., Toon, O. B., & Pollack, J. B. (1988). How Climate Evolved on the Terrestrial Planets. *Scientific American*, *258*(2), 90-97.
- Kay, C., Gopalswamy, N., Reinard, A., Opher, M. (2017) *ApJ*, *835*(2), 117-127.
- Kay, C. & Airapetian, V. S. (2018) On Frequency of Interaction of CMEs with Exoplanetary Magnetospheres around Young Suns, submitted to *ApJ Let.*
- Kazachenko, M. D., Canfield, R. C., Longcope, D. W., Qiu, J. (2012) Predictions of Energy and Helicity in Four Major Eruptive Solar Flares, *Sol. Phys.*, *277*, 165-183.

- Khazanov, G. V., M. W. Liemohn, and T. E. Moore (1997). Photoelectron effects on the self-consistent potential in the collisionless polar wind. *J. Geophys. Res.*, *102*, 7509–7522.
- King, E. M. And J. M. Aurnou (2015). Magnetostrophic balance as the optimal state for turbulent magnetoconvection, *PNAS*, *112*, 990-994.
- Kipping, M., C. Cameron, J. D. Hartman, J. R. A. Davenport, J. M. Matthews, D. Sasselov, J. Rowe, R. J. Siverd, J. Chen, E. Sandford (2017). No Conclusive Evidence for Transits of Proxima b in MOST Photometry. *The Astronomical Journal*, *Volume 153*, *Issue 3*.
- Kirschvink J.L. "Late Proterozoic Low-Latitude Global Glaciation: The Snowball Earth". Section 2.3 in: J.W. Schopf, C. Klein, & D. Des Maris (eds), *The Proterozoic Biosphere: A Multidisciplinary Study*. Cambridge University Press, pp. 51-52.
- Kistler, L. M., A. B. Galvin, M. A. Popecki, K. D. C. Simunac, C. Farrugia, E. Moebius, M. A. Lee, L. M. Blush, P. Bochsler, P. Wurz, B. Klecker, R. F. Wimmer-Schweingruber, A. Opitz, J.-A. Sauvaud, B. Thompson, and C. T. Russell (2010). Escape of O⁺ through the distant tail plasma sheet, *Geophys. Res. Lett.*, *37*, L21101.
- Kite, E. S., Williams, J. P., Lucas, A., & Aharonson, O. (2014). Low palaeopressure of the martian atmosphere estimated from the size distribution of ancient craters. *Nature Geoscience*, *7*(5), 335-339.
- Kite, E.S., Manga, M., Gaidos, E. (2009). Geodynamics and rate of volcanism on massive Earth-like planets. *The Astrophysical Journal* *700*, 1732-1749.
- Kitzmann, D. (2017). Clouds in the atmospheres of extrasolar planets. *Astronomy & Astrophysics*, *600*.
- Kivelson, M. G. and Russell, C. T. (1995) *Introduction to Space Physics*. Edited by Margaret G. Kivelson and Christopher T. Russell, pp. 586. ISBN 0521451043. Cambridge, UK: Cambridge University Press, April 1995.

Kleine, T., Münker, C., Mezger, K., Palme, H. (2002). Rapid accretion and early core formation on asteroids and the terrestrial planets from Hf–W chronometry. *Nature* 418, 952–955.

Knutson, H. A., Charbonneau, D., Allen, L. E., Fortney, J. J., Agol, E., Cowan, N. B., ... & Megeath, S. T. (2007). A map of the day–night contrast of the extrasolar planet HD 189733b. *Nature*, 447(7141), 183-186.

Kobayashi, K., Tsuchiya, M., Oshima, T. and Yanagawa, H. (1990) Abiotic synthesis of amino acids and imidazole by proton irradiation of simulated primitive Earth atmosphere. *OLEB*, 20, 99-109.

Kobayashi, K., Kasamatsu, T., Kaneko, T., Koike, J., Oshima, T. and Saito, T. (1995) Formation of amino acid precursors in cometary ice environments by cosmic radiation. *Adv. Space Res.* 16, 21-26.

Kobayashi, K., Kaneko, T., Saito, Y., and Oshima, T. (1998) Amino acid production in gas mixtures by high energy particle irradiation. *OLEB*, 28, 155-165.

Kobayashi, K., Aoki, R., Kebukawa, Y., Shibata, H., Fukuda, H., Oguri, Y., Airapetian, V. S. (2017) Roles of Solar Energetic Particles in Production of Bioorganic Compounds in Primitive Earth Atmosphere, XVIIIth International Conference on the Origin of Life, Proceedings of the conference held 16-21 July, 2017 in San Diego, California. LPI Contribution No. 1967, 2017, id.4133

Kobayashi, K., Shibata, H., Fukuda, H., Oguri, Y., Kebukawa, Y., Aoki, R., Kinoshita, M., Kunwar, B., Kawamura, K., Airapetian, V. S. (2018) Formation of Amino Acid Precursors and Carboxylic acids in the Hadean Earth's Atmosphere by Cosmic Rays and Solar Energetic Particles from the Young Sun. 42nd COSPAR Scientific Assembly, 14-22 July 2018, Pasadena, California, USA, Abstract id. F3.2-20-18.

Koga, K.T., Walter, M.J., Nakamura, W., Kobayashi, K. (2005). Carbon self-diffusion in a natural diamond. *Physical Review B* 72, 1-4.

Kopparapu, R. K., R. Ramirez, J. F. Kasting, V. Eymet, T. D. Robinson, S. Mahadevan, R. C. Terrien, S. Domagal-Goldman, V. Meadows, and R. Deshpande (2013). Habitable Zones around Main-sequence Stars: New Estimates. *The Astrophysical Journal*, 765, 131.

Kopparapu, R. K., Ramirez, R., Kasting, J. F., Eymet, V., Robinson, T. D., Mahadevan, S., Deshpande, R. (2013). HABITABLE ZONES AROUND MAIN-SEQUENCE STARS: NEW ESTIMATES (vol 765, pg 131, 2013). *Astrophysical Journal*, 770(1).

Kopparapu, R. K., Wolf, E. T., Arney, G., Batalha, N. E., Haqq-Misra, J., Grimm, S. L., & Heng, K. (2017). Habitable Moist Atmospheres on Terrestrial Planets near the Inner Edge of the Habitable Zone around M Dwarfs. *Astrophysical Journal*, 845(1).

Kopparapu, R. K., Wolf, E. T., Haqq-Misra, J., Yang, J., Kasting, J. F., Meadows, V., . . . Mahadevan, S. (2016). The Inner Edge of the Habitable Zone for Synchronously Rotating Planets around Low-Mass Stars Using General Circulation Models. *Astrophysical Journal*, 819(1).

Korenaga, J. (2010). On the likelihood of plate tectonics on super-Earths. Does size matter? *The Astrophysical Journal Letters* 725, 43–46.

Korenaga, J. (2013). Initiation and Evolution of Plate Tectonics on Earth: Theories and Observations. *Annual Review of Earth and Planetary Sciences*, Vol 41, 41, 117-151.

Kraft, R. P. (1967). Studies of Stellar Rotation. V. The Dependence of Rotation on Age among Solar-Type Stars. *The Astrophysical Journal*, 150,551.

Kröger, H., et al. (2003). Diffusion in diamond-like carbon. *Diamonds and Related Materials* 12, 2042-2050.

Kuang, W. And J. Bloxham (1997). An Earth-like numerical dynamo model, *Nature*, 389,371-374.

Kuang, W., W. Jiang, J. Roberts, and H. V. Frey (2014). Could giant basin-forming impacts have killed Martian dynamo?, *Geophys. Res. Lett.*, 41.

Kuang, W., Shimizu, H., Airapetian, V. S., Genova, A., Mazarico, E., Goosens, S. (2018) How long will Earth remain habitable? Implications from geomagnetic catastrophe due to inner core growth, *Nature Geoscience*, submitted.

Kuchner, M., Seager, S., (2005) Extrasolar carbon planets. eprint arXiv:astro-ph/0504214.

Kuhn, J. R., Berdyugina, S. V., Langlois, M., Moretto, G., Thiebaut, E., Harlingen, C., Halliday, D. 2014, *Proceedings of the SPIE*, Volume 9145, 61451G, doi:10.1117/12.2056594.

Kuhn, J. R., Berdyugina, S. V., Capsal, J.-F., Gedig, M., Langlois, M., Moretto, G.;

Thetraphi, K. (2018) The Exo-Life Finder Telescope (ELF): design and beam synthesis concepts, *Proceedings of the SPIE*, 10700, id. 1070015.

Kunze, M., Godolt, M., Langematz, U., Grenfell, J. L., Hamann-Reinus, A., & Rauer, H. (2014). Investigating the early Earth faint young Sun problem with a general circulation model. *Planetary and Space Science*, 98, 77-92.

Langlois, M., Vigan, A., Dohlen, K., et al. 2014, Infrared differential imager and spectrograph for SPHERE: performance assessment for on-sky operation, *Proc. SPIE* 9147, id. 91479P

Lammer, H., Bredehöft, J. H., Coustenis, A., et al. (2009). What makes a planet habitable? *The Astronomy and Astrophysics Review*, 17, 181.

Lammer, H., Zerkle, A. L., Gebauer, S., Tosi, N., Noack, L., Scherf, M., Pilat-Lohinger, E., Güdel, M., Grenfell, J. L., Godolt, M., Nikolaou, A. (2018) Origin and evolution of the atmospheres of early Venus, Earth and Mars, *Astron Astrophys. Rev.*, 26, 72.

Larmor, J. (1919). How could a rotating body such as the Sun become a magnet? *Report of the British Assoc.*, 87, 159-160.

Laskar, J., Joutel, F., and Robutel, P. (1993). Stabilization of the Earth's obliquity by the Moon. *Nature*, 361, 615.

Lay, T., J. Herlund, and B. A. Buffett (2008). Core-mantle boundary heat flow. *Nature Geoscience*, 1, 25-32.

Lawson, P., Traub, W., Unwin, S. 2009, Exoplanet Community Report, JPL Publication 09-3.

Lawson, P. R., Belikov, R., Cash, W., Clampin, M., T. Glassman, T., Guyon, O, Kasdin, N. J., Kern, B. D., Lyon, R., Mawet, D., Moody, D., Samuele, R., Serabyn, E., Sirbu, D., and Trauger, J., 2013, Survey of experimental results in high-contrast imaging for future exoplanet missions, Proc. SPIE Vol. 8864, 88641F.

Lazio, J., Hallinan, G., Airapetian, V., Brain, D. A., Dong, C. F., Driscoll, P. E.; Griessmeier, J.-M., Farrell, W. M., Kasper, J. C., Murphy, T. and 6 coauthors (2018) Magnetic Fields of Extrasolar Planets: Planetary Interiors and Habitability. A white paper submitted to the National Academy of Science Committee on Exoplanet Science Strategy; eprint arXiv:1803.06487

Leconte, J., Forget, F., Charnay, B., Wordsworth, R., & Pottier, A. (2013). Increased insolation threshold for runaway greenhouse processes on Earth-like planets. *Nature*, 504(7479), 268-+.

Leconte, J., Forget, F., Charnay, B., Wordsworth, R., Selsis, F., Millour, E., & Spiga, A. (2013). 3D climate modeling of close-in land planets: Circulation patterns, climate moist bistability, and habitability. *Astronomy & Astrophysics*, 554. A., M., H., M., C., J., . . . R. (2008). The structure of Mercury's magnetic field from MESSENGER's first flyby. *Science*, 321, 82-85.

Leconte, J., Wu, H., Menou, K., & Murray, N. (2015). Asynchronous rotation of Earth-mass planets in the habitable zone of lower-mass stars. *Science*, 347(6222), 632-635.

Leisawitz, D.; Amatucci, E.; Carter, R.; DiPirro, M.; Flores, A.; Staguhn, J.; Wu, C.; Allen, L.; Arenberg, J.; Armus, L.; and 75 coauthors (2018) The Origins Space Telescope: mission concept overview. proceedings of the SPIE, Volume 10698, id. 1069815

Lenardic, A., Crowley, J., 2012. On the notion of well-defined tectonic regimes for terrestrial planets in this solar system and others. *ApJ* 755, 132-143

Lenardic, A., et al. (2016). Climate-tectonic coupling: Variations in the mean, variations about the mean, and variations in mode. *J. Geophys. Res. - Planets*, 121, 1831-1864.

- Li, G., Shalchi, A., Ao, X., Zank, G., Verkhoglyadova, O.P. (2012) *Adv. Space Res.*, 49, 1327.
- Li, G., Airapetian, V. S., Hu, & Zank, G. (2018) in preparation for submission to *ApJ Let.*
- Li, Y., Sun, X., Ding, M. D., Qiu, J. and Priest, E. (2017) *ApJ*, 835, 190.
- Lillis, R. J., S. Robbins, M. Manga, J. S. Halekas, and H. V. Frey, 2013. Time history of the Martian dynamo from crater magnetic field analysis. *J. Geophys. Res. Planets*, 118, 1488–1511.
- Limpasuvan, V., D. L. Hartmann, D. W. J. Thompson, K. Jeev, and Y. L. Yung (2005). Stratosphere-troposphere evolution during polar vortex intensification. *J. Geophys. Res.*, 110.
- Liu, K. et al., (2009), Hybrid simulations of the O⁺ ion escape from Venus: Influence of the solar wind density and the IMF x component. *Advances in Space Research*, 43, 1436–1441
- Luger, R., & Barnes, R. (2015). Extreme Water Loss and Abiotic O₂ Buildup on Planets Throughout the Habitable Zones of M Dwarfs. *Astrobiology*, 15(2), 119-143.
- Luger, R., Barnes, R., Lopez, E., Fortney, J., Jackson, B., & Meadows, V. (2015). Habitable Evaporated Cores: Transforming Mini-Neptunes into Super-Earths in the Habitable Zones of M Dwarfs. *Astrobiology*, 15(1), 57-88.
- Luger, R., Sestovic, M., Kruse, E., Grimm, S. L., Demory, B. O., Agol, E., ... & Burgasser, A. (2017). A seven-planet resonant chain in TRAPPIST-1. *Nature Astronomy*, 1(6), 0129.
- Luhman, J. G., et al. (2007). Space Weather at Venus and its potential consequences for atmosphere evolution. *J. Geophys. Res.*, 112, E4.
- Luhmann, J. G., et al., (2008), Venus Express observations of atmospheric oxygen escape during the passage of several coronal mass ejections. *J. Geophys. Res.*, 113.
- Luhmann, J.G., et al. (2017). Martian magnetic storms. *J. Geophys. Res.*, 122, 6185--6209.
- Lundin, R., et al. (2013). Solar cycle effects on the ion escape from Mars. *Geophys. Res. Lett.*, 40, 6028-6032.

- Lundin, R., H. Lammer, and I. Ribas (2007). Planetary magnetic fields and solar forcing: Implications for atmospheric evolution, *Space Sci. Rev.*, 129:245–278.
- Lyons, T. W., et al. (2014). The rise of oxygen in Earth's early atmosphere. *Nature*, 506, 307-315.
- Lynch, B. J., Airapetian, V. S., Kazachenko, M. D., Lüftinger, T., DeVore, C.R. and W. P. Abbett, W. P. (2018) Initiation of Superflares and Carrington-scale Coronal Mass Ejections from The Young Sun: k¹ Ceti, submitted.
- Lyot, B. (1939) The study of the solar corona and prominences without eclipses (George Darwin Lecture. *MNRAS* 99, 580.
- Ma, Y. J., et al. (2013). A global multispecies single-fluid MHD study of the plasma interaction around Venus. *J. Geophys. Res.*, 118, 321-330.(2013)
- Ma, Y. J., et al. (2017). Variations of the Martian plasma environment during the ICME passage on 8 March 2015: A time-dependent MHD study. *J. Geophys. Res.*, 122, 1714-1730.
- Macintosh, B., Graham, J. R., Ingraham, P., et al. 2014, First light of the Gemini Planet Imager, *PNAS* 111, 12661-12666
- Madhusudan, N., Lee, K.M., Mousis, O. (2012). A possible carbon-rich interior in super-earth 55 Cancri e. *Astrophysical Journal Letters*, 759, -5.
- Maehara et al. (2017). Statistical Studies of Solar White-light Flares and Comparisons with Superflares on Solar-type Stars. *PASP*, 69, Issue 3, 41
- Maehara, H., et al. (2012). Astrophysics: Startling superflares. *Nature* 485, 478.
- Maehara, H., et al. (2015). Statistical properties of superflares on solar-type stars based on 1-min cadence data. *Earth, Planets, and Space*, 67, 59.
- Maehara, H., et al. (2017). Starspot activity and superflares on solar-type stars. *PASJ* 69, 41.

Maggio, A., Sciortino, S. Vaiana, G.S., Majer, P., Bookbinder, J. A., Golub, L., Harnden, F.R. Jr., & Rosner, R. (1987). An X-Ray and Near-Infrared Study of Young Stars in the Carina Nebula. *ApJ*, 315,687.

Majeau, C., Agol, E., & Cowan, N. B. (2012). A two-dimensional infrared map of the extrasolar planet HD 189733b. *The Astrophysical Journal Letters*, 747(2), L20.

Makarov, V. V. (2012). Conditions of passage and entrapment of terrestrial planets in spin-orbit resonances. *The Astrophysical Journal*, 752(1), 73.

Makarov, V. V. (2015). Equilibrium rotation of semiliquid exoplanets and satellites. *The Astrophysical Journal*, 810(1), 12.

Makarov, V. V., & Efroimsky, M. (2013). No pseudosynchronous rotation for terrestrial planets and moons. *The Astrophysical Journal*, 764(1), 27.

Makarov, V. V., & Efroimsky, M. (2014). Tidal dissipation in a homogeneous spherical body. II. Three examples: Mercury, Io, and Kepler-10 b. *The Astrophysical Journal*, 795(1), 7.

Makarov, V. V., Berghea, C., & Efroimsky, M. (2012). Dynamical evolution and spin-orbit resonances of potentially habitable exoplanets: the case of GJ 581d. *The Astrophysical Journal*, 761(2), 83.

Marcy, G.W. & Butler, R.P. (1996) A Planetary Companion to 70 Virginis, *ApJ*, 464, 147.

Martin S., Booth A., Liewer K., Raouf N., Loya F., Tang H. 2012, High performance testbed for four-beam infrared interferometric nulling and exoplanet detection. *Appl Opt* 51:3907-3921, DOI 10.1364/AO.51.003907

Marty, B., et al. (2013). Nitrogen Isotopic Composition and Density of the Archean Atmosphere. *Science*, 342, 101-104.

Masunaga, K., et al., (2011), O⁺ outflow channels around Venus controlled by directions of the interplanetary magnetic field: Observations of high energy O⁺ ions around the terminator. *J. Geophys. Res.*, 116, A09326.

- Matthes, K., et al. (2016). Solar forcing for CMIP6 (v3.1). *Geosci. Model Dev. Discuss.*
- Mayor, M., & Queloz, D. (1995) A Jupiter-Mass Companion to a Solar-Type Star. *Nature*, 378, 355
- McComas, D. J.; Velli, M.; Lewis, W. S.; Acton, L. W.; Balat-Pichelin, M.; Bothmer, V.; Dirling, R. B.; Feldman, W. C.; Gloeckler, G.; Habbal, S. R.; and 10 coauthors (2007). Understanding coronal heating and solar wind acceleration: Case for in situ near-Sun measurements. *Rev. Geophys.*, 45, 1004.
- McDonough, W.F., Sun, S.-S. (1995). The composition of the Earth. *Chem. Geol.* 120,223–253.
- McEnulty, T. R., et al. (2010). Interplanetary coronal mass ejection influence on high energy pick-up ions at Venus. *Planet. Space. Sci.*, 58, 1784–1791.
- McIntosh, S. W., de Pontieu, B. Carlsson, M., Hansteen, V., Boerner, P., Goossens, M.(2011) Alfvénic waves with sufficient energy to power the quiet solar corona and fast solar wind. *Nature*. 475, 477–480.
- McIntosh, S.W., Wang, X., Leamon, R.J., Davey, A.R., Howe, R., Krista, L.D., Malanushenko, A.V., Markel, R.S., Cirtain, J.W., Gurman, J.B., Pesnell, W.D., Thompson, M.J. (2014) Deciphering Solar Magnetic Activity. I. On the Relationship between the Sunspot Cycle and the Evolution of Small Magnetic Features. *Astrophys. J.* 792, 12.
- McKay, C. P., Anbar, A. D., Porco, C., & Tsou, P. (2014). Follow the plume: The habitability of Enceladus. *Astrobiology*, 14(4), 352-355.
- Meadows, V. S., Giada N. Arney, Edward W. Schwieterman, Jacob Lustig-Yaeger, Andrew P. Lincowski, Tyler Robinson, Shawn D. Domagal-Goldman, Rory K. Barnes, David P. Fleming, Russell Deitrick, Rodrigo Luger, Peter E. Driscoll, Thomas R. Quinn, David Crisp (2016). The Habitability of Proxima Centauri b: II: Environmental States and Observational Discriminants. *Earth and Planetary Astrophysics*.

- Meadows, V. S., Reinhard, C. T., Arney, G. N., Parenteau, M. N., Schwieterman, E. W., Domagal-Goldman, S. D., Lincowsky, A. P., Stapelfeldt, K. R., Rauer, H., DasSarma, S. and 7 coauthors (2018) Exoplanet Biosignatures: Understanding Oxygen as a Biosignature in the Context of Its Environment. *Astrobiology*, 18(6), 630-662
- Miller, S. L. (1953) A production of amino acids under possible primitive Earth conditions. *Science*, 118, 528-529.
- Mironova, I. A., Aplin, K. L., Arnold, F. et al. (2015) Energetic Particle Influence on the Earth's Atmosphere. *Space Science Reviews*, 194, 1-96.
- Miyake, F., Masuda, K., & Nakamura, T. (2013). *Nature Communications* 4, 1748.
- Miyake, F., Nagaya, K., Masuda, K., & Nakamura, T. (2012). A signature of cosmic-ray increase in AD 774-775 from tree rings in Japan. *Nature* 486, 240.
- Mlynczak M. G., et al. (2005). Energy transport in the thermosphere during the solar storms of April 2002. *J. Geophys. Res.*, 110, A12S25.
- Mlynczak M., et al. (2003). The natural thermostat of nitric oxide emission at 5.3 μm in the thermosphere observed during the solar storms of April 2002. *Geophys. Res. Lett.*, 30 (21), 2100.
- Mlynczak, M. G. (1996). Energetics of the middle atmosphere: Theory and observation requirements, *Advances in Space Research*, Volume 17, Issue 11, Pages 117-126.
- Mlynczak, M. G. (1997). Energetics of the mesosphere and lower thermosphere and the SABER experiment, *Advances in Space Research*, Volume 20, Issue 6, Pages 1177-1183.
- Mlynczak, M. G., et al. (2010). Observations of infrared radiative cooling in the thermosphere on daily to multiyear timescales from the TIMED/SABER instrument, *J. Geophys. Res.*, 115, A03309.
- Mlynczak, M. G., et al. (2015). A joint solar and geomagnetic activity index for thermospheric climate, *Geophys. Res. Lett.*, 42.

Mlynczak, M. G., F. J. Martin-Torres, B. T. Marshall, E. Thompson, J. Williams, T. Turpin, D. P. P. Kratz, J. M. Russell III, T. N. Woods, and L. L. Gordley (2007). Evidence for a solar cycle influence on the infrared energy budget and radiative cooling of the thermosphere, *J. Geophys. Res.*

Mlynczak, M. G., L. A. Hunt, J. M. Russell III, B. T. Marshall, C. J. Mertens, R. E. Thompson (2016). The global infrared energy budget of the thermosphere from 1947 to 2016 and implications for solar variability, *Geophys. Res., Lett.*

Molina-Cuberos, G. J., López-Moreno, J. J., Rodrigo, R., Lichtenegger, H., and Schwingenschuh, K. (2001). A model of Martian Ionosphere Below 70 km. *Adv. Spa. Res.*, 27, 1801-1806.

Moore, T. E., Horwitz, J. L. (2007) Stellar ablation of planetary atmospheres, *Reviews of Geophysics*, Volume 45, Issue 3, CiteID RG3002.

Moresi, L., Solomatov, V. (1998). Mantle convection with a brittle lithosphere: thoughts on the global tectonic styles of the Earth and Venus. *Geophys. J. Int.* 133, 669-682.

Moschou, S.-P., Drake, J. J., Cohen, O., Alvarado-Gomez, J. D. , Garraffo, C. (2018) A Monster CME Obscuring a Demon Star Flare. *Astrophys. J.* , 850, 191-200.

Mróz, P., Udalski, A., Skowron, J. et al. (2017). No large population of unbound or wide-orbit Jupiter-mass planets. *Nature*, 548(7666), 183.

Mulders, G. D., F. J. Ciesla, M. Min, I. Pascucci. (2015). The Snow Line in Viscous Disks Around Low-mass Stars: Implications for Water Delivery to Terrestrial Planets in the Habitable Zone. *ApJ*, 807,9.

Mura, A.; Adriani, A.; Connerney, J. E. P.; Bolton, S.; Altieri, F.; Bagenal, F.; Bonfond, B.; Dinelli, B. M.; Gérard, J.-C.; Greathouse, T.; and 20 coauthors Juno observations of spot structures and a split tail in Io-induced aurorae on Jupiter. *Science*, 361, Issue 6404, 774-777.

Murray, C. D., & Dermott, S. F. Solar system dynamics. *Cambridge university press*, 1999.

- Nakagawa, T. and P.J. Tackley (2013), Implications of high core thermal conductivity on Earth's coupled mantle and core evolution. *Geophys. Res. Lett.* **40**, 2652-2656.
- Namekata, K., Maehara, H., Notsu, Y., Toriumi, S., Hayakawa, H., Ikuta, K., Notsu, S., Honda, S., Nogami, D., Shibata, K. (2018) Lifetimes and Emergence/Decay Rates of Star Spots on Solar-type Stars Estimated by Kepler Data in Comparison with Those of Sunspots. *ApJ*, accepted, eprint arXiv:1811.10782
- Nilsson, H., et al. (2011). Heavy Ion Escape from Mars, influence from solar wind conditions and crustal magnetic fields. *Icarus*, *215*, 475-484.
- Noack, L., Breuer, D. (2014). Plate tectonics on rocky exoplanets. *Planetary and Space Science* *98*, 41–49.
- Nordheim, T. A., Dartnell, L. R., Desorgher, L., Coates, A. J., and Jones, G., H. (2015). Ionization of the venusian atmosphere from solar and galactic cosmic rays. *Icarus*, *245*, 80-86.
- Norman, R. B., Gronoff, G., Mertens, C. J. (2014) Influence of dust loading on atmospheric ionizing radiation on Mars. *JGR*, *119*, 452-461
- Notsu, Y., et al. (2013). Evidence for the Photospheric Excitation of Incompressible Chromospheric Waves. *ApJ* *771*, 127.
- O'Neill, C., Jellinek, A. M., Lenardic, A. (2007). Conditions for the onset of plate tectonics on terrestrial planets and moons. *Earth and Planetary Science Letters* *261*, 20-32.
- O'Neill, C., Lenardic, A. (2007). Geological consequences of super-sized Earths. *Geophysical Research Letters* *34*, 1-4.
- Omidi, N., Collinson, G., & Sibeck, D. (2017). Structure and properties of the foreshock at Venus. *Journal of Geophysical Research: Space Physics*, *122*, 10,275–10,286.
- Oppenheimer, R. and Hinkley, S. 2009, High-Contrast Observations in Optical and Infrared Astronomy, *ARAA*, *47*, 253

Osorio, M. Z., Béjar, V. J. S., Martín, E. L., Rebolo, R., y Navascués, D. B., Bailer-Jones, C. A. L., & Mundt, R. (2000). Discovery of young, isolated planetary mass objects in the sigma Orionis star cluster. *Science*, 290(5489), 103-107.

Osten, R. A. 2016 Chapter in Heliophysics: Active Stars, their Stratospheres, and Impacts on Planetary Environments, eds. C. J. Schrijver, F. Bagenal, J. J. Sojka, Cambridge University Press, 2016.

Osten, R. A., & Wolk, S. in Living Around Active Stars, Proceedings of IAU Symposium No. 328, eds. D. Nandi, A. Valio and P. Petit, 2017.

Osten, Rachel A.; Crosley, Michael K.; Gudel, Manuel; Kowalski, Adam F.; Lazio, Joe; Linsky, Jeffrey; Murphy, Eric; White, Stephen (2018) The ngVLA's Role in Exoplanet Science: Constraining Exo-Space Weather. White paper submitted to National Academy of Science Committee on Exoplanet Science Strategy. arXiv admin note: text overlap with arXiv:1711.05113

Pallavicini, R., Golub, L., Rosner, R., Vaiana, G.S., Ayres, T., & Linsky, J.L. (1981). Relations among stellar X-ray emission observed from Einstein, stellar rotation and bolometric luminosity. *ApJ*, 248, 279.

Papuc, A., and Davies, G.F. (2008). The internal activity and thermal evolution of Earth-like planets. *Icarus* 195, 447-458.

Parker, E. (1988). Nanoflares and the solar X-ray corona. *ApJ*. 330, 474–479.

Parker, E. N. (1965). The passage of energetic charged particles through interplanetary space. *Planet. Space Sci.*, 13, 9-49.

Parkinson, C. D., Liang, M. C., Yung, Y. L., & Kirschvink, J. L. (2008). Habitability of Enceladus: planetary conditions for life. *Origins of Life and Evolution of Biospheres*, 38(4), 355-369.

- Patel, B. H., Percivalle, C., Ritson, D. J., Duffy, C. D., & Sutherland, J. D. (2015) Common origins of RNA, protein and lipid precursors in a cyanosulfidic protometabolism. *Nature Chem.*, *7*, 301-307.
- Peacock, S., Barman, T., Shkolnik, E., L., Hauschildt, P. H., Baron, E. (2018) Predicting the Extreme Ultraviolet Radiation Environment of Exoplanets Around Low-Mass Stars: the TRAPPIST-1 System. eprint arXiv:1812.06159.
- Penny, M. and Gaudi, S. (2014) Exploring exoplanetary systems beyond 1AU with WFIRST, in Exploring the Formation and Evolution of Planetary Systems. Proceedings IAU Symposium No. 299, M. Booth, B. C. Matthews & J. R. Graham, eds. doi:10.1017/S1743921313007886.
- Peters, R. Lay, O. and Jeganathan, M. 2008, Broadband phase and intensity compensation with a deformable mirror for an interferometric nuller, *Appl. Opt.* *47*, 3920-3926.
- Petit, P., Dintrans, B., Solanki, S. K., Donati, J.-F., Aurière, M., Lignières, F., Morin, J., Paletou, F., Ramirez Velez, J., Catala, C., Fares, R. (2008) Toroidal versus poloidal magnetic fields in Sun-like stars: a rotation threshold. *MNRAS*, *388*, 80-88.
- Petrovay, K. (2010). Solar Cycle Prediction. *LSRP* *7*, 6.
- Pierrehumbert, R. and Gaidos, E. (2011) Solar Cycle Prediction. *ApJL*, *734*, L13.
- Pierrehumbert, R. T. (2011) Principles of Planetary Climate. *Cambridge University Press*.
- Pierrehumbert, R., and Gaidos, E. (2011). The High Albedo of the Hot Jupiter Kepler-7 b. *ApJL*, *734*, 1.
- Pizzolato, N., Maggio, A., Micela, G., Sciortino, S., & Ventura, P. (2003). The stellar activity-rotation relationship revisited: Dependence of saturated and non-saturated X-ray emission regimes on stellar mass for late-type dwarfs. *A&A*, *397*, 147.
- Phillips, J. L. and McComas, D. J. (1991) The magnetosheath and magnetotail of Venus. *Sp. Sci. Rev.*, *55*, 1-80.

- Previdi, M., and L. M. Polvani (2014). Climate system response to stratospheric ozone depletion and recovery. *Q. J. R. Meteorol. Soc.*, 140.
- Rahmati, A. (2017). *J. Geophys. Res.*, 112, 3689-3706.
- Ramirez, R. M., and Kaltenegger, L. (2014). The Habitable Zones of Pre-main-sequence Stars. *ApJL*, 797, L25.
- Ramirez, R.M. (2017). Habitable zones: extensions in space and time. *Icarus*, 297, 71 - 82.
- Ramirez, R.M. and Kaltenegger, L. (2017). A volcanic Hydrogen habitable zone. *ApJL*, 837, L4.
- Ramirez, R.M., and Kaltenegger, L. (2014). The habitable zones of pre-main-sequence stars. *ApJL*, 797, 2, L25.
- Ramirez, R.M., and Kasting, J.F. (2013). Could Cirrus clouds have warmed early Mars? *Icarus*, 281, 248- 261.
- Ramirez, R.M., et al. (2014). Warming early Mars with CO₂ and H₂. *Nature Geosci.*, 7, 59-63.
- Randall, C. E. et al. (2007). Energetic particle precipitation effects on the Southern Hemisphere stratosphere in 1992-2005. *J. Geo. Res.*, 112, D8.
- Randall, C. E., et al. (2006). Southern Hemisphere stratosphere in 1992–2005. *J. Geophys. Res.*, 112, D08308.
- Ranjan, S. and Sasselov, D. D. (2016) Influence of the UV environment on the synthesis of prebiotic molecules. *Astrobiology* 16, 68–88.
- Rauer, H., et al. (2011). Potential biosignatures in super-Earth atmospheres I. Spectral appearance of super-Earths around M dwarfs. *A&A*, 529, A8.
- Reiners, and G. Basri (2008). The moderate magnetic field of the flare star Proxima Centauri. *A&A*, 489, L45.

Reynolds, R. T., Squyres, S. W., Colburn, D. S., & McKay, C. P. (1983). On the habitability of Europa. *Icarus*, 56(2), 246-254.

Ribas, E. Bolmont, F. Selsis, A. Reiners, J. Leconte, S. N. Raymond, S. G. Engle, E. F. Guinan, J. Morin, M. Turbet, F. Forget, and G. Anglada-Escudé (2016). The habitability of Proxima Centauri b: I. Irradiation, rotation and volatile inventory from formation to the present. *A&A* 596, A11.

Ribas, I., Bolmont, E., Selsis, F., Reiners, A., Leconte, J., Raymond, S. N., . . . Anglada-Escudé, G. (2016). The habitability of Proxima Centauri b I. Irradiation, rotation and volatile inventory from formation to the present. *Astronomy & Astrophysics*, 596.

Ridley, A. J., Deng, Y., Tóth, G. (2006) The global ionosphere thermosphere model. *JASTP*, 68(8), 839-864.

Rimmer, P. B., Xu, J., Thompson, S. J., Gillen, E., Sutherland, J. D.; Quelo, D.(2018) The origin of RNA precursors on exoplanets, *Science Advances*, 4(8), 3302.

Roberson, A. L., Roadt, J., Halevy, I., & Kasting, J. F. (2011). Greenhouse warming by nitrous oxide and methane in the Proterozoic Eon. *Geobiology*, 9(4), 313-320.

Roberts, P.H. and E.M. King (2013), On the genesis of the Earth's magnetism, *Rep. Prog. Phys.* 76, doi:10.1088/0034-4885/76/9/096801

Robuchon, G., & Nimmo, F. (2011). Thermal evolution of Pluto and implications for surface tectonics and a subsurface ocean. *Icarus*, 216(2), 426-439.

Röckmann, T., and J. Kaiser (2005). Comment on "Evidence for O-atom exchange in the O(1D) + N₂O reaction as the source of mass-independent isotopic fractionation in atmospheric N₂O" by Y. L. Yung et al. *Geophys. Res. Lett.*, 32, L11807.

Rosing, M. T., Bird, D. K., Sleep, N. H., and Bjerrum, C. J. (2010). *Nature*, 464,744-747.

Rosing, M. T., et al. (2010). No climate paradox under the faint early Sun. *Nature*, 464, 744-747.

Rozanov, E. et al. (2005). Atmospheric response to NO_y source due to energetic electron precipitation. *Geophysical Research Letters*, 32.

Rozanov, E., L. Callis, M. Schlesinger, F. Yang, N. Andronova, and V. Zubov (2005). Atmospheric response to NO_y source due to energetic electron precipitation. *J. Geophys. Res.* 32.

Rugheimer, S., et al. (2013). Spectral Fingerprints of Earth-like Planets Around FGK Stars. *Astrobiol.*, 13, 251-269.

Rugheimer, S., et al. (2015). Effect of UV Radiation on the Spectral Fingerprints of Earth-like Planets Orbiting M dwarfs. *ApJ*, 809, 1.

Rusch, D. W., J.-C. Gérard, S. Solomon, P. J. Crutzen and G. C. Reid (1981). The effect of particle precipitation events on the neutral and ion chemistry of the middle atmosphere: I. Odd nitrogen. *Planet. Space Sci.*, 29(7), 767–774.

Rusch, D. W., J.-C. Gérard, S. Solomon, P. J. Crutzen, and G. C. Reid (1981). The effect of particle precipitation events on the neutral and ion chemistry of the middle atmosphere—I. Odd nitrogen. *Planet. Space Sci.*, 29, 767–774.

Rüschenschmidt, K., et al. (2004). Self-diffusion in isotopically enriched silicon carbide and its correlation with dopant diffusion. *Journal of Applied Physics* 96, 1458-1463.

Russell III, J. M., S. Solomon, L. L. Gordley, E. E. Remsberg, and L. B. Callis (1984). The variability of stratospheric and mesospheric NO₂ in the polar winter night observed by LIMS. *J. Geophys. Res.*, 89(D5), 7267–7275.

Russell III, James M., Martin G. Mlynczak, Larry L. Gordley, Joseph J. Tansock, Jr., and Roy W. Esplin (1999). Overview of the SABER experiment and preliminary calibration results, *Proc. SPIE* 3756, 277.

Russell, C. T., R. C. Elphic, and J. A. Slavin (1979). Initial Pioneer Venus magnetic field results—Dayside observations. *Science*, 203, 745–748.

- Russell, J. M. III et al. (1984). The variability of stratospheric and mesospheric NO₂ in the polar winter night observed by LIMS. *J. Geo. Res.*, 89, D5.
- Sackmann, I.-J., & Boothroyd, A.I. (2003). Our Sun. V. A Bright Young Sun Consistent with Helioseismology and Warm Temperatures on Ancient Earth and Mars. *ApJ*, 583, 1024.
- Sagan, C., and Chyba, C. (1997). The early faint sun paradox: Organic shielding of ultraviolet-labile greenhouse gases. *Science*, 276, 1217-1221.
- Saxena, P., Renaud, J., Henning, W. G., Jutzi, M., & Hurford, T. (2017a). Relevance of Tidal Heating on Large TNOs. *Icarus*. 302, 245-260
- Saxena, P. P. Saxena, P. P., Killen, R. M., Airapetian, V. S., N. E. Petro, N. E. and Mandell, A. (2018) The Sun was Likely Not a Fast Rotator: Using Lunar Moderate Volatile Depletion and Solar Analogue Activity From Kepler Data as Constraints. submitted.
- Scalo, J., et al. (2007). M stars as targets for terrestrial exoplanet searches and biosignature detection. *Astrobiol.*, 7, 85-166.
- Schaefer, B. E., King, J. R., & Deliyannis, C. P. (2000). Are Superflares on Solar Analogues Caused by Extrasolar Planets? *ApJ* 529, 1026.
- Schild, R. E., Nieuwenhuizen, T. M., & Gibson, C. H. (2012). The mass function of primordial rogue planet MACHOs in quasar nano-lensing. *Physica Scripta*, 2012(T151), 014082.
- Schubert, G., Cassen, P., Young, R.E. (1979). Subsidiary convective cooling histories of terrestrial planets. *Icarus* 38, 192-211.
- Schubert, G., Turcotte, D.L., Oxburgh, E.R. (1969). Stability of planetary interiors. *Geophysical Journal of the Royal Astronomical Society* 18, 441-460.
- Schunk and Nagy (1980) Ionospheres of the terrestrial planets. *Reviews of Geophysics and Space Physics*, 18, Nov. 1980, p. 813-852.
- Seager, S., Bains, W., and Hu, R. (2013). A Biomass-based Model to Estimate the Plausibility of Exoplanet Biosignature Gases. *ApJ*, 775:104.

- Seager, S., Bains, W., and Hu, R. (2013). Biosignature Gases in H₂-dominated Atmospheres on Rocky Exoplanets. *ApJ*, 777:95.
- Seager, S., Deming, D. 2010, Exoplanet Atmospheres, ARAA, 48, 631.
- See, V.; Jardine, M.; Vidotto, A. A.; Donati, J.-F.; Folsom, C. P.; Boro Saikia, S.; Bouvier, J.; Fares, R.; Gregory, S. G.; Hussain, G.; and 8 coauthors (2015) The energy budget of stellar magnetic fields. *MNRAS*, 453, 4301-4310.
- Segura A., et al. (2003). Ozone Concentrations and Ultraviolet Fluxes on Earth-Like Planets Around Other Stars. *Astrobiol.*, 3, 689-708.
- Segura A., et al. (2005). Biosignatures from Earth-Like Planets Around M Dwarfs. *Astrobiol.*, 5, 706-725.
- Segura A., et al. (2010). The Effect of a Strong Stellar Flare on the Atmospheric Chemistry of an Earth-like Planet Orbiting an M Dwarf. *Astrobiol.*, 10, 751-771.
- Semeniuk, K., V. I. Fomichev, J. C. McConnell, C. Fu, S. M. L. Melo, and I. G. Usoskin (2011). Middle atmosphere response to the solar cycle in irradiance and ionizing particle precipitation. *Atmos. Chem. Phys.*, 11, 5045-5077.
- Seppälä, A., H. Lu, M. A. Clilverd, and C. J. Rodger (2013). Geomagnetic activity signatures in wintertime stratosphere wind, temperature, and wave response. *J. Geophys. Res. Atmos.*, 118, 2169–2183.
- Seppälä, A., P. T. Verronen, V. F. Sofieva, J. Tamminen, E. Kyrölä, C. J. Rodger, and M. A. Clilverd (2006). Destruction of the tertiary ozone maximum during a solar proton event. *Geophys. Res. Lett.*, 33, L07804.
- Serabyn, E., Mennesson, B., Colavita, M.M., Koresko, C., Kuchner, M.J. (2012) The keck interferometer nuller. *ApJ* 748, 55, <https://doi.org/10.1088/0004-637X/748/1/55>
- Shaviv, N. J. (2003). Toward a solution to the early faint Sun paradox: A lower cosmic ray flux from a stronger solar wind. *Geophys. Rev.: Sol. Phys.* 108, 1437.

- Shibata, K., et al. (2013). Can superflares occur on our Sun? *PASJ* 65, 49.
- Shibata, K. and Magara, T. (2011) Solar Flares: Magnetohydrodynamic Processes, *Living Reviews in Solar Physics*, 8, Issue 1, article id. 6, 99.
- Shields, A. L., et al. (2016). Habitability of Planets orbiting M-dwarf stars. *Phys. Rep.*, 663, 1-38.
- Shields, G. A., and Kasting, J. F. (2007). Palaeoclimatology: evidence for hot early oceans? *Nature*, 447, E1.
- Shizgal, B. D., and Arkos, G. G. (1996). Nonthermal escape of atmospheres of Venus, Mars and Earth. *Rev. Geophys.*, 34, 483-505, 86, 9776-9782.
- Sinnhuber, M.; Nieder, H.; Wieters, N. (2012) Energetic Particle Precipitation and the Chemistry of the Mesosphere/Lower Thermosphere. *Surveys in Geophysics*, 33(6), 1281-1334.
- Skumanich, A. (1972). Time Scales for CA II Emission Decay, Rotational Braking, and Lithium Depletion. *ApJ*, 171,565.
- Slavin, J. A., and R. E. Holzer (1981). Solar wind flow about the terrestrial planets: 1. Modeling bow shock position and shape. *J. Geophys. Res.*, 86, 11,401–11,418.
- Slavin, J. A., et al. (1980). The solar wind interaction with Venus—Pioneer Venus observations of bow shock location and structure. *J. Geophys. Res.*, 85, 7625–7641.
- Smith, E. J., L. Davis Jr., P. J. Coleman Jr., and C. P. Sonett (1965). Magnetic measurements near Venus. *J. Geophys. Res.*, 70, 1571–1586.
- Smithro, C. J. & Sojka, J. J. (2005) A new global average model of the coupled thermosphere and ionosphere. *JGR*, 110, Issue A8, CiteID A08306.
- Soderblom, D.R., Stauffer, J.R., MacGregor, K.B., & Jones, B.F. (1993). On the Rotational Evolution of Young Low-Mass Stars. *ApJ*, 409, 624.
- Solanki, S. K., Krivova, N. A., Haigh, J. D. (2013). Solar Irradiance Variability and Climate. *ARA&A* 51, 311.

- Solomatov, V. *Treatise on Geophysics*, ed. G. Schubert (Amsterdam: Elsevier), 91, 2007.
- Solomon, S., D. W. Rusch, J.-C. Gérard, G. C. Reid, and P. J. Crutzen (1981). The effect of particle precipitation events on the neutral and ion chemistry of the middle atmosphere: II. Odd hydrogen, *Planet. Space Sci.*, 29(8), 885–893.
- Solomon, S., P. J. Crutzen, and R. G. Roble (1982). Photochemical coupling between the thermosphere and the lower atmosphere: 1. Odd nitrogen from 50 to 120 km. *J. Geophys. Res.*, 87(C9), 7206–7220.
- Som, S. M., Buick, R., Hagadorn, J. W., Blake, T. S., Perreault, J. M., Harnmeijer, J. P., & Catling, D. C. (2016). Earth's air pressure 2.7 billion years ago constrained to less than half of modern levels. *Nature Geoscience*, 9(6), 448.
- Som, S. M., Catling, D. C., Harnmeijer, J. P., Polivka, P. M., & Buick, R. (2012). Air density 2.7 billion years ago limited to less than twice modern levels by fossil raindrop imprints. *Nature*, 484(7394), 359-362.
- Som, S.M., et al. (2016). Earth's air pressure 2.7 billion years ago constrained to less than half of modern levels. *Nature Geoscience*, 9, 448 - 451.
- Sotin, C., Grasset, O., Mocquet, A. (2007). Mass-radius curve for extrasolar Earth-like planets and ocean planets. *Icarus* 191, 337-351.
- Spencer, J. R., & Nimmo, F. (2013). Enceladus: An active ice world in the Saturn system. *Annual Review of Earth and Planetary Sciences*, 41.
- Spergel, D., Geherls, N., et al. 2015, Wide-Field InfraRed Survey Telescope-Astrophysics Focused Telescope Assets (WFIRST-AFTA) 2015 Report, <https://wfirst.gsfc.nasa.gov>
- Spohn, T. (1991). Mantle differentiation and thermal evolution of Mars, Mercury and Venus. *Icarus* 90, 222-236.

- Srivastava, A.K., Shetye, J., Murawski, K., Doyle, J. G., Stangalini, M., Scullion, E., Tom, R., Wojcik, D. P., Dwivedi, B. N. (2017) High-frequency torsional Alfvén waves as an energy source for coronal heating, *Scientific Reports*7, Article number: 43147 (2017)
- Stamenković, V., Breuer, D. (2014). The tectonic mode of rocky planets, Part 1: driving factors, models & parameters. *Icarus* 234, 174-193.
- Stamenković, V., Breuer, D., Spohn, T. (2011). Thermal and transport properties of mantle rock at high pressure: applications to super-Earths. *Icarus*, 216, 572–596.
- Stamenković, V., Höink, T., Lenardic, T. (2016). The importance of temporal stress variation for the initiation of plate tectonics. *JGR Planets*, 121, 1–20.
- Stamenković, V., Noack, L., Breuer, D., Spohn, T. (2012). The influence of pressure-dependent viscosity on the thermal evolution of super-Earths. *The Astrophysical Journal*, 748, 41-63.
- Stamenković, V., Seager, S. (2016). Emerging possibilities and insuperable limitations of exogeodynamics: the example of plate tectonics. *The Astrophysical Journal*, 825, 78-95.
- Stanley, S. and G.A. Glatzmaier (2010), Dynamo models for planets other than Earth, *Space Sci. Rev.* **152**, 617–649.
- Stauffer, J.R., Caillault, J.-P., Gagné, M., Prosser, C.~F., & Hartmann, L.W. (1994). VizieR Online Data Catalog: ROSAT survey of the Pleiades (Stauffer+ 1994). *ApJS*, 91, 625.
- Stein, C., Finnenkötter, A., Lowman, J.P., Hansen, U. (2011). The pressure-weakening effect in super-Earths: Consequences of a decrease in lower mantle viscosity on surface dynamics. *Geophysical Research Letters* 38, 1-5.
- Stein, C., Lowman, J.P., Hansen, U. (2013). The influence of mantle internal heating on lithospheric mobility: Implications for super-Earths. *Earth and Planetary Science Letters* 361, 448-459.

- Stein, C., Schmalzl, J., Hansen, U. (2004). The effect of rheological parameters on plate behaviour in a self-consistent model of mantle convection. *Physics of the Earth and Planetary Interiors* 142, 225-255.
- Sterenborg, M. G., Cohen, O., Drake, J. J., & Gombosi, T. I. (2011). Modeling the young Sun's solar wind and its interaction with Earth's paleomagnetosphere. *Journal of Geophysical Research-Space Physics*, 116.
- Stevenson, D. J. (1979). Turbulent thermal convection in the presence of rotation and a magnetic field: a heuristic theory. *Geophys. Astrophys. Fluid Dynam.*12, 139-169.
- Stevenson, D. J. (1999). Life-sustaining planets in interstellar space? *Nature*, 400(6739), 32-32.
- Stevenson, D. J. (2003). Planetary magnetic fields. 2003. *Earth Planet. Sci. Lett.*208, 1-11.
- Stevenson, D.J. Fluid dynamics of core formation. In: Newsome, H.E., Jones, J.H. (Eds.), *Origin of the Earth. Oxford University Press, New York, pp. 231–249, 1990.*
- Stevenson, D.J., Spohn, T., Schubert, G. (1983). Magnetism and thermal evolution of the terrestrial planets. *Icarus* 54, 466–489.
- Strangeway, R. J., and G. K. Crawford (1995). Comparison of upstream phenomena at Venus and Earth. *Adv. Space Res.*, 16.
- Strangeway, R. J., C. T. Russell, J. G. Luhmann, T. E. Moore, J. C. Foster, S. V. Barabash, H. Nilsson, Does a Planetary-Scale Magnetic Field Enhance or Inhibit Ionospheric Plasma Outflows? *Abstract SM33B-1893, Fall AGU Meeting, San Francisco, December 13-17, 2010.*
- Strangeway, R. J., R. E. Ergun, Y.-J. Su, C. W. Carlson, and R.C. Elphic (2005). Factors controlling ionospheric outflows as observed at intermediate altitudes. *J. Geophys. Res.*, 110, A03221.

- Su, Y.-J., J. L. Horwitz, G. R. Wilson, P. G. Richards, D. G. Brown, and C. W. Ho (1998). Self-consistent simulation of the photoelectron-driven polar wind from 120 km to 9 R_E altitude. *J. Geophys. Res.*, *103*, 2279–2296.
- Summers, D. P., Basa, R. C. B., Khare, B. & Rodoni, D. (2012) Abiotic nitrogen fixation on terrestrial planets: reduction of NO to ammonia by FeS. *Astrobiology***12**, 107–114.
- Sumi, T., Kamiya, K., Bennett, D. P., Bond, I. A., Abe, F., Botzler, C. S., ... & Kilmartin, P. M. (2011). Unbound or distant planetary mass population detected by gravitational microlensing. *Nature*, *473*(7347), 349.
- Tabataba-Vakili, F., et al. (2016). Atmospheric effects of stellar cosmic rays on Earth-like exoplanets orbiting M-dwarfs. *A&A*, *585*, A96.
- Tackley, P. (2000). Self-consistent generation of tectonic plates in time-dependent, three-dimensional mantle convection simulations, 1. Pseudoplastic yielding. *Geochem. Geophys. Geosyst.* *1*, 1–45.
- Tackley, P. J., Ammann, M, Brodholt, J.P., Dobson, D.P, Valencia, D. (2013). Mantle Dynamics in Super-Earths: Post-Perovskite Rheology and Self-Regulation of Viscosity. *Icarus* *225* (1), 50-61.
- Tam, S. W. Y., F. Yasseen, T. Chang, and S. B. Ganguli (1995). Self-consistent kinetic photoelectron effects on the polar wind. *Geophys. Res.Lett.*, *22*, 2107–2110.
- Tan, E., E. Choi, P. Thoutireddy, M. Gurnis, and M. Aivazis (2006). Geoframework: Coupling multiple models of mantle convection within a computational framework. *Geochem. Geophys. Geosyst.*, *7*, Q06001.
- Teachey, A., Kipping, D. M., & Schmitt, A. R. (2018). HEK. VI. On the Dearth of Galilean Analogs in Kepler, and the Exomoon Candidate Kepler-1625b I. *The Astronomical Journal*, *155*(1), 36.

- Tachey, A. and Kipping, D. M. (2018) Evidence for a large exomoon orbiting Kepler-1625b. *Sci. Adv.*, 4(10):eaav1784; DOI: 10.1126/sciadv.aav1784
- Tian, F., Güdel, M., Johnstone, C. P., Lammer, H., Luger, R., Odert, P. (2018) Water Loss from Young Planets. *Sp. Sci, Rev.*, 214(3), 65.
- Tian, F., & Ida, S. (2015). Water contents of Earth-mass planets around M dwarfs. *Nature Geoscience*, 8(3), 177-180.
- Tian, F., Solomon, S. C., Qian, L., Lei, J., Roble, R. G. (2008) Hydrodynamic planetary thermosphere model: 2. Coupling of an electron transport/energy deposition model. *JGR*, 111, E7, CiteID E07005.
- Tian, F., Kasting, J. F., & Solomon, S. C. (2009). Thermal escape of carbon from the early Martian atmosphere. *Geophysical Research Letters*, 36(2).
- Tilgner, A. (2005), "Precession driven dynamos", *Phys. Fluids* 17, doi: 10.1063/1.1852576
- Tosi, N., Godolt, M., Stracke, B., Ruedas, T., Grenfell, J. L., Höning, D., Nikolaou, A., Plesa, A.-C., Breuer, D., Spohn, T. (2017) The habitability of a stagnant-lid Earth. *A&A*, 605, id.A71, 21
- Tozer, D.C. Towards a theory of thermal convection in the mantle. In: Gaskell, T.F. (Ed.), *The Earth's mantle. Academic Press, London*, 325-353, 1967.
- Traub, W. A., Oppenheimer, B. R. 2010, *Direct Imaging of Exoplanets*, in Seager, S. (editor), *Exoplanets*, University of Arizona Press, ISBN: 978-0816529452
- Traub, W. A., Breckinridge, Greene, T. P., Olivier Guyon, O., Jeremy Kasdin, N. J., and Macintosh, B. 2016, Science yield estimate with the Wide-Field Infrared Survey Telescope coronagraph, *JATIS*, 2(1), 011020
- Tsurutani, B. T., Mannucci, A. J., Iijima, B., Guarnieri, F. L., Gonzalez, W. D., Judge, D. L., Gangopadhyay, P.; Pap, J. (2006) The extreme Halloween 2003 solar flares (and Bastille Day,

2000 Flare), ICMEs, and resultant extreme ionospheric effects: A review. *Adv. Sp. Rev.*, 37(8), 1583-1588.

Tu, L., Johnstone, C. P., Gudel, M., & Lammer, H. (2015). The extreme ultraviolet and X-ray Sun in Time: High-energy evolutionary tracks of a solar-like star. *Astronomy & Astrophysics*, 577.

Turbet, M., Bolmont, E., Leconte, J., Forget, F., Selsis, F., Tobie, G., ... & Gillon, M. (2017). Modelling climate diversity, tidal dynamics and the fate of volatiles on TRAPPIST-1 planets. *Earth and Planetary Astrophysics*.

Turbet, M., E. Bolmont, J. Leconte, F. Forget, F. Selsis, G. Tobie, A. Caldas, J. Naar, M. Gillon (2017). Climate diversity on cool planets around cool stars with a versatile 3-D Global Climate Model: the case of TRAPPIST-1 planets. *Astronomy & Astrophysics*.

Turbet, M., J. Leconte, F. Selsis, E. Bolmont, F. Forget, I. Ribas, S. N. Raymond, and G. Anglada-Escudé (2016). The habitability of Proxima Centauri b-II. Possible climates and observability. *Astronomy & Astrophysics*, 596, A112.

Turcotte, D.L., Schubert, G. Geodynamics, *second ed. Cambridge University Press*, 458 pp., 2002.

Turnpenney, S., Nichols, J. D., Wynn, G. A., Burleigh, M. R. (2018) Exoplanet-induced Radio Emission from M Dwarfs. *ApJ*, 854, 15.

Tyler, R. H. (2008). Strong ocean tidal flow and heating on moons of the outer planets. *Nature*, 456(7223), 770-772.

Upadhyay, H. O. et al. (1994). Cosmic ray ionization of lower Venus atmosphere. *Earth Moon Plan.*, 65, 89-94.

Urata, R. A., & Toon, O. B. (2013). Simulations of the martian hydrologic cycle with a general circulation model: Implications for the ancient martian climate. *Icarus*, 226(1), 229-250.

- Usmanov, A. V., Goldstein, M. L., Besser, B. P., Fritzer, J. M. (2000) A global MHD solar wind model with WKB Alfvén waves: Comparison with Ulysses data. *J. Geophys. Res.*, 105(A6), 12675.
- Usmanov, A. V., Goldstein, M. L., Matthaeus, W. H. (2016) A four-fluid MHD model of the solar wind/interstellar medium interaction with turbulence transport and pickup protons as separate fluid, *ApJ*, 820, 17.
- Usmanov, A. V., Goldstein, M. L., Matthaeus, W. H., Chhiber, R. (2018) The steady global corona and solar wind: A three-dimensional MHD simulation with turbulence transport and heating, *ApJ*, 865, 25.
- Usoskin, I. G. (2017). A history of solar activity over millennia. *LSRP 14*, 3.
- Usoskin, I. G., Mironova, I. A., Korte, M., Kovaltsov, G. A. (2010) Regional millennial trend in the cosmic ray induced ionization of the troposphere. *Journal of Atmospheric and Solar-Terrestrial Physics*, 72, 19-25.
- Valencia, D., O'Connell, R. J. Sasselov, D. D. (2007). Inevitability of plate tectonics on super-Earths. *The Astrophysical Journal Letters* 670, 45-48.
- Valencia, D., O'Connell, R.J., Sasselov, D. (2006). Internal structure of massive terrestrial planets. *Icarus* 181, 545-554.
- Van den Berg, A.P., Yuen, D.A., Beebe, G.L., Christiansen, M.D. (2010). The dynamical impact of electronic thermal conductivity on deep mantle convection of exosolar planets. *Physics of the Earth and Planetary Interiors* 178, 136–154.
- Van Heck, H.J., Tackley, P.J. (2011). Plate tectonics on super-Earths: Equally or more likely than on Earth. *Earth and Planetary Science Letters* 310, 252-261.
- Vasyliunas, V. M. (1968). A survey of low-energy electrons in the evening sector of the magnetosphere with OGO 1 and OGO 3. *J. Geophys. Res.*, 73(9),2839–2884.

Vech, D., Szego, K., Opitz, A., Kajdic, P., Fraenz, M., Kallio, E., & Alho, M. (2015). Space weather effects on the bow shock, the magnetic barrier, and the ion composition boundary at Venus. *Journal of Geophysical Research-Space Physics*, *120*(6), 4613-4627.

Verkhoglyadova, O. P. (2015). A theoretical perspective on particle acceleration by interplanetary shocks and the Solar Energetic Particle problem. *Phys. Rep.*, *557*, 1-23.

Verkhoglyadova, O. P., J. M. Wissing, S. Wang, M.-B. Kallenrode, and G. P. Zank (2016). Nighttime mesospheric hydroxyl enhancements during SEP events and accompanying geomagnetic storms: Ionization rate modeling and Aura satellite observations. *J. Geophys. Res. Space Physics*, *121*.

Verkhoglyadova, O. P., S. Wang, M. G. Mlynczak, L. A. Hunt, and G. P. Zank (2015). Effects of two large solar energetic particle events on middle atmosphere nighttime odd hydrogen and ozone content: Aura/MLS and TIMED/SABER measurements. *J. Geophys. Res. Space Physics*, *120*, 12–29.

Verronen, P. T., A. Seppala, E. Kyrola, J. Tamminen, H. M. Pickett, and E. Turunen (2006). Production of odd hydrogen in the mesosphere during the January 2005 solar proton event, *Geophys. Res. Lett.*, *33*, L24811.

Verronen, P. T., C. J. Rodger, M. A. Clilverd, and S. Wang (2011). First evidence of mesospheric hydroxyl response to electron precipitation from the radiation belts. *J. Geophys. Res.*, *116*, D07307.

Verronen, P. T., C. J. Rodger, M. A. Clilverd, H. M. Pickett, and E. Turunen (2007). Latitudinal extent of the January 2005 solar proton event in the Northern Hemisphere from satellite observations of hydroxyl. *Ann. Geophys.*, *25*, 2203–2215.

Vidotto, A. A., Gregory, S. G., Jardine, M., Donati, J. F., Petit, P., Morin, J., Folsom, C. P., Bouvier, J., Cameron, A. C., Hussain, G., and 5 coauthors (2014) Stellar magnetism: empirical trends with age and rotation. *MNRAS*, *441*, 2361-2374

- von Paris, P., et al. (2008). Warming the Earth – CO₂ reconsidered. *PSS*, 56, 1244-1259.
- von Paris, P., et al. (2013). N₂-associated surface warming on Mars. *PSS*, 83, 149-154.
- von Paris, P., et al. (2015). The extrasolar planet GL 581 d: A potentially habitable planet? *PSS*, 105, 133-147.
- Wahlund, J.-E., H. J. Opgenoorth, I. Häggström, K. J. Winser, and G. O. L. Jones (1992). EISCAT observations of topside ionospheric ion outflows during auroral activity: revisited, *J. Geophys. Res.*, 97, 3019-3037.
- Walker, R. (1981). Flare activity of proxima Cen. *MNRAS*, 195, 1029.
- Walker, J. C. G., Hays, P. B., and Kasting, J. F. (1981). A negative feedback mechanism for the long-term stabilization of the earth's surface temperature. *J. Geophys. Res.*, 86:9776–9782.
- Walkowicz, L. M., et al. (2011). White-light Flares on Cool Stars in the Kepler Quarter 1 Data. *AJ* 141, 50.
- Walter, F.M. (1981). On the coronae of rapidly rotating stars. II - A period-activity relation in G stars. *ApJ*, 245, 677.
- Wang, F. Y, Yu, H., Zou, Y. C., Dai, Z. G., & Cheng, K. S. (2017). *Nature Communications* 8, 1487.
- Ward, W. R. (1975). Tidal friction and generalized Cassini's laws in the solar system. *The Astronomical Journal*, 80, 64-70.
- Way, M. J. et al. (2016). Was Venus the first habitable world of our solar system? *Geophys. Res. Lett.*, 43, 8376–8383.
- Way, M. J., Del Genio, A. D., Kiang, N. Y., Sohl, L. E., Grinspoon, D. H., Aleinov, I., . . . Clune, T. (2016). Was Venus the first habitable world of our solar system? *Geophysical Research Letters*, 43(16), 8376-8383.
- Weber, E. J. & Davis, Jr., L. (1967). The Angular Momentum of the Solar Wind. *ApJ*, 148, 217.

- Weiss, L. M., and G. W. Marcy (2014). The mass-radius relation for 65 exoplanets smaller than 4 Earth radii. *ApJ*, 783, L6, 7.
- Wennberg, P. O., et al. (1994). Potential new atmospheric sources and sinks of odd nitrogen: Sources involving the excited Oz, and the NzO'O3 species. *J. Geophys. Res.*, 99, 18,839-18,846.
- Winn, J. 2010, Exoplanet Transits and Occultations, in Seager, S. (editor), Exoplanets, University of Arizona Press, ISBN: 978-0816529452
- Wissing, J. M., and M.-B. Kallenrode (2009). Atmospheric Ionization Module Osnabrück (AIMOS): 2. Total particle in the October – November 2003 event and ozone. *J. Geophys. Res.*, 114, Issue A6, CiteID A06104
- Wolf, E. T. (2017). Accessing the Habitability of TRAPPIST-1 system using a climate model. *Ap. J. L.*, 839, L1.
- Wolf, E. T., & Toon, O. B. (2015). The evolution of habitable climates under the brightening Sun. *Journal of Geophysical Research-Atmospheres*, 120(12), 5775-5794.
- Wolf, E. T., and Toon, O. B. (2010). Fractal organic hazes provided an ultraviolet shield for early Earth. *Science*, 328,1266-1268.
- Wolf, E.T., and Toon, O.B. (2013). Hospitable Archaen climates simulated by a General Circulation Model. *Astrobiol.*, 13,1-18.
- Wood, B. E., et al. (2002). Measured mass loss rates of solar-like stars as a function of age and activity. *Astrophys. J.* 574,412–425.
- Wood, B. E., Muller, H. R., Redfield, S., & Edelman, E. (2014). Evidence for a Weak Wind from the Young Sun. *Astrophysical Journal Letters*, 781(2).
- Wordsworth, R. D. (2016). Atmospheric nitrogen evolution on Earth and Venus. *Earth and Planetary Science Letters*, 447, 103-111.

- Wordsworth, R. D. (2016). Atmospheric nitrogen evolution on Earth and Venus. *Earth Plan. Sci. Lett.*, 447,103-111.
- Wordsworth, R. D., Kerber, L., Pierrehumbert, R. T., Forget, F., & Head, J. W. (2015). Comparison of "warm and wet" and "cold and icy" scenarios for early Mars in a 3-D climate model. *Journal of Geophysical Research-Planets*, 120(6), 1201-1219.
- Wordsworth, R. D., Schaefer, L. K., & Fischer, R. A. (2018). Redox Evolution via Gravitational Differentiation on Low-mass Planets: Implications for Abiotic Oxygen, Water Loss, and Habitability. *The Astronomical Journal*, 155(5),195.
- Wordsworth, R., F. Forget, and V. Eymet (2010). Infrared collision-induced and far-line absorption in dense CO₂ atmospheres. *Icarus*, 210, 992–997.
- Wordsworth, R., Kalugina, Y., Lokshtanov, S., Vigasin, A., Ehlmann, B., Head, J., Wang, H. (2017). Transient reducing greenhouse warming on early Mars. *Geophysical Research Letters*, 44(2), 665-671.
- World Meteorological Organisation (WMO): Scientific Assessment of Ozone Depletion. *WMO/United Nations Environment Program (UNEP), Report number 55, Geneva,2014.*
- Wright, N. J., Drake, J. J., Mamajek, E. E., & Henry, G. W. (2011). The Stellar-Activity-Rotation Relationship and the Evolution of Stellar Dynamos. *Astrophysical Journal*, 743(1).
- Yamashiki, Y. A., Maehara, H., Notsu, Y., Sato, T., Airapetian, V. S. et al. (2019) **Impact of Stellar Energetic Particles Induced by Superflares on Surface Dosage Habitability of Terrestrial Type Exoplanets Around M dwarfs.** submitted.
- Yang, J., Boue, G., Fabrycky, D. C., & Abbot, D. S. (2014). Strong Dependence of the Inner Edge of the Habitable Zone on Planetary Rotation Rate. *Astrophysical Journal Letters*, 787(1).
- Yang, J., Cowan, N. B., & Abbot, D. S. (2013). Stabilizing Cloud Feedback Dramatically Expands the Habitable Zone of Tidally Locked Planets. *Astrophysical Journal Letters*, 771(2).
- Yang, J., Cowan, N. B., and Abbot, D. S. (2013). *ApJL* 771, 2.

- Yang, J., Liu, Y. G., Hu, Y. Y., & Abbot, D. S. (2014). Water Trapping on Tidally Locked Terrestrial Planets Requires Special Conditions. *Astrophysical Journal Letters*, 796(2).
- Yau, A. W., and M. André (1997). Sources of ion outflow in the high latitude ionosphere. *Space Sci. Rev.*, 80:1-25.
- Zahnle, K. J., et al. (1988). Evolution of a steam atmosphere during earth's accretion. *Icarus*, 74,62-97.
- Zhao & Hoeksema 1996
- Zahnle, K. J., et al. (2006). The loss of mass-independent fractionation in sulfur due to a Palaeoproterozoic collapse of atmospheric methane. *Geobiology*, 4,271-283.
- Zahnle, K., Schaefer, L., & Fegley, B. (2010). Earth's Earliest Atmospheres. *Cold Spring Harbor Perspectives in Biology*, 2(10), a004895.
- Zahnle, K.J., & Walker, J.C.G. (1982). Evolution of solar ultraviolet luminosity. *Rev. Geophys.*, 20, 280.
- Zank, G., Rice, W. and Wu, C. (2000)*Journal of Geophysical Research*, 105, 25079.
- Zank, G. P., G. Li, and O. P. Verkhoglyadova (2007). Particle acceleration at interplanetary shocks. *Space Sci. Rev.*, 130, 255–272.
- Zhang, T. L., et al. (2008). Induced magnetosphere and its outer boundary at Venus. *J. Geophys. Res.*, 113, E00B20.
- Zhang, T. L., et al. (2009). Disappearing induced magnetosphere at Venus: Implications for close-in exoplanets. *Geophys. Res. Lett.*, 36, L20203.
- Zhong, S., M. T. Zuber, L. Moresi, and M. Gurnis (2000). Role of temperature-dependent viscosity and surface plates in spherical shell models of mantle convection, *J. Geophys. Res.*, 105, 11,063–11,082.
- Zhou, A. H., Li, J. P., & Wang, X. D. (2011). A Study of a New Increasing Submillimeter Spectral Component of an X28 Solar Flare. *Astrophysical Journal*, 727(1).

Proof For Review