


InSight



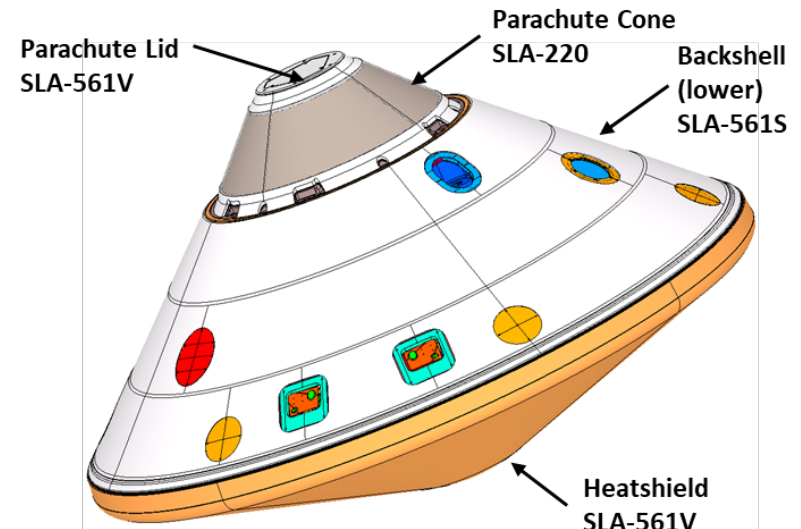
**InSight Aerothermal Environment Assessment  
Presented by  
Robin A. S. Beck  
NASA Ames Research Center**

January 8, 2020



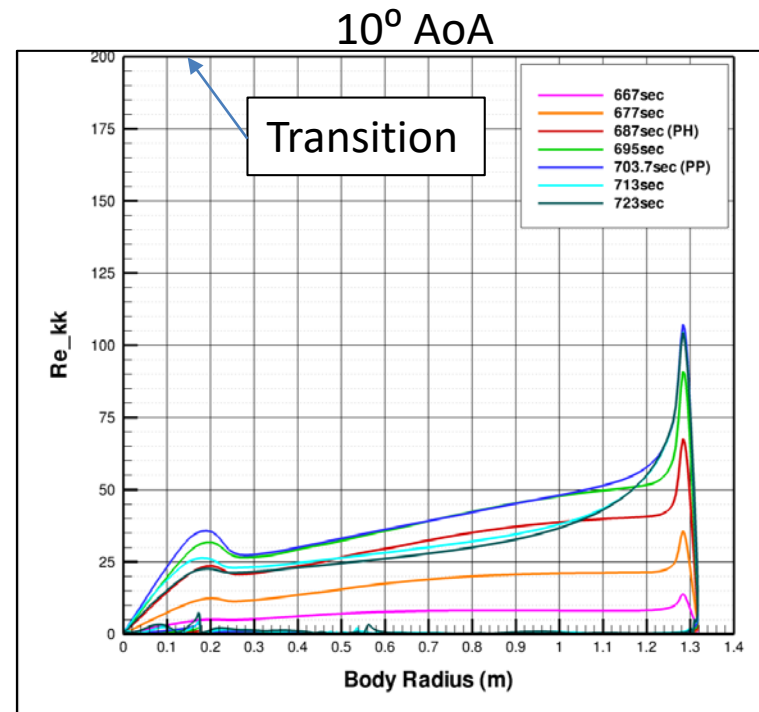
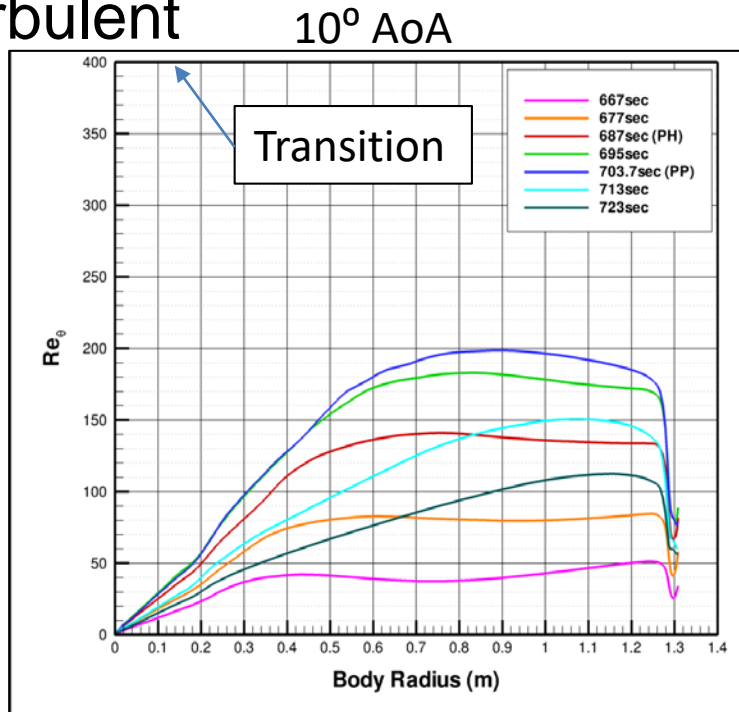
- InSight entry vehicle geometry
- Preflight aerothermal analysis approach
- A quick word about thermal protection system (TPS) materials sizing
- Postflight aerothermal analysis
- Summary and Conclusions

- Essentially build-to-print from Phoenix entry vehicle
  - 70° sphere cone forebody configuration
  - Conical backshell and parachute cone
  - InSight landing was scheduled during Mars dust storm season
  - Allowed for increase in forebody TPS due to dust erosion
- Design trajectories determined from Monte Carlo simulations about the target trajectory
  - Bounding entries found that subjected the vehicle to the 99<sup>th</sup> percentile maximum heating rate (MHR) and the maximum heat load (MHL)
- Aerothermal analysis and TPS sizing was required to confirm Phoenix design was adequate



- Lockheed Martin performed extensive 2D/axisymmetric and full 3-D CFD utilizing the LAURA (Langley Aerothermodynamic Upwind Relaxation Algorithm) program on MHR and MHL trajectories
- NASA Ames provided IV&V (Independent Verification and Validation) by performing similar analyses using the DPLR (Data Parallel Line Relaxation) code
- Ballistic entry for 2-D runs, but  $10^\circ$  AoA 3-D analysis used to assess onset of turbulence
- Both codes analysis sets were performed with the Martian atmosphere modeled using a Mitcheltree 8-species, 12 reaction model over a supercatalytic wall in radiative equilibrium
  - $\text{CO}_2$ ,  $\text{CO}$ ,  $\text{N}_2$ ,  $\text{O}_2$ ,  $\text{NO}$ ,  $\text{C}$ ,  $\text{N}$ ,  $\text{O}$

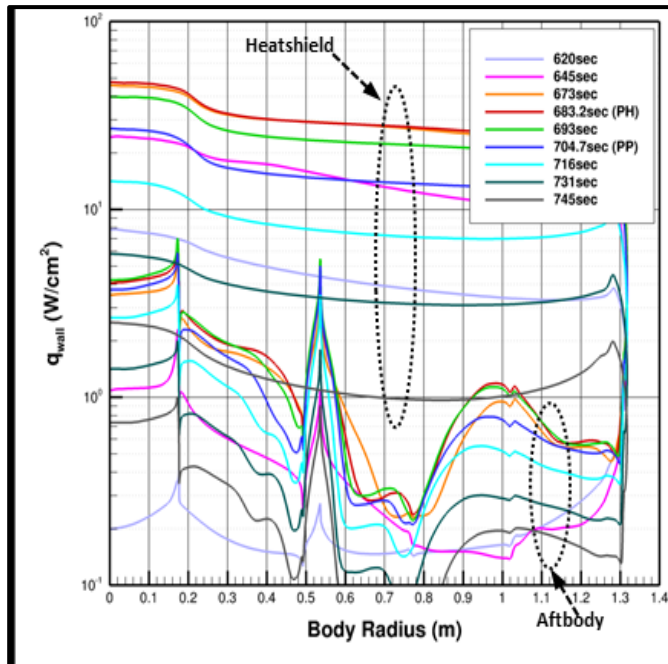
- The MSL flight reconstruction along with MEDLI (MSL EDL Instrumentation) suite led to the development of an update to the criteria for turbulent transition
  - Smooth wall transition:  $Re_{\theta} = 400$
  - Rough wall transition:  $Re_{kk} = 200$
- Based on these criteria, InSight flow not expected to be turbulent



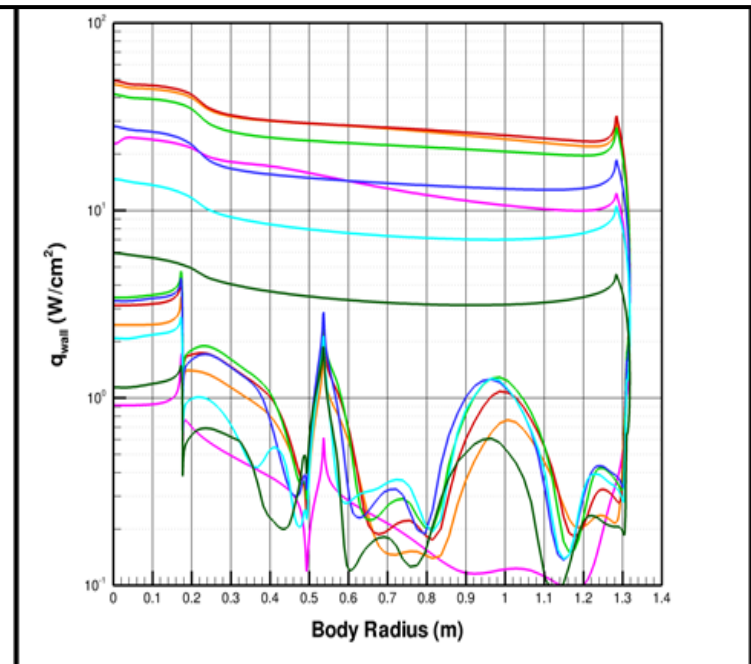


- Laminar analyses of InSight entry vehicle showed nearly identical results on the heatshield
- Differences on the lower backshell occurred inside regions of flow re-circulation, which are unsteady
  - Peak heating values were used to size the TPS

LAURA results



DPLR results



- InSight was the first US mission to Mars to include the effects of contribution of radiation on the heating of the aftbody components
  - Previously thought to be negligible
  - Recent (to ~2014) theoretical analyses, simulations, experiments and flight data from Schiaparelli showed that heating from mid-wave IR CO<sub>2</sub> (prevalent in the wake) radiation would be significant
- Analyses showed that radiant heating was comparable and sometimes greater than convective heating on aftbody components

## Preflight

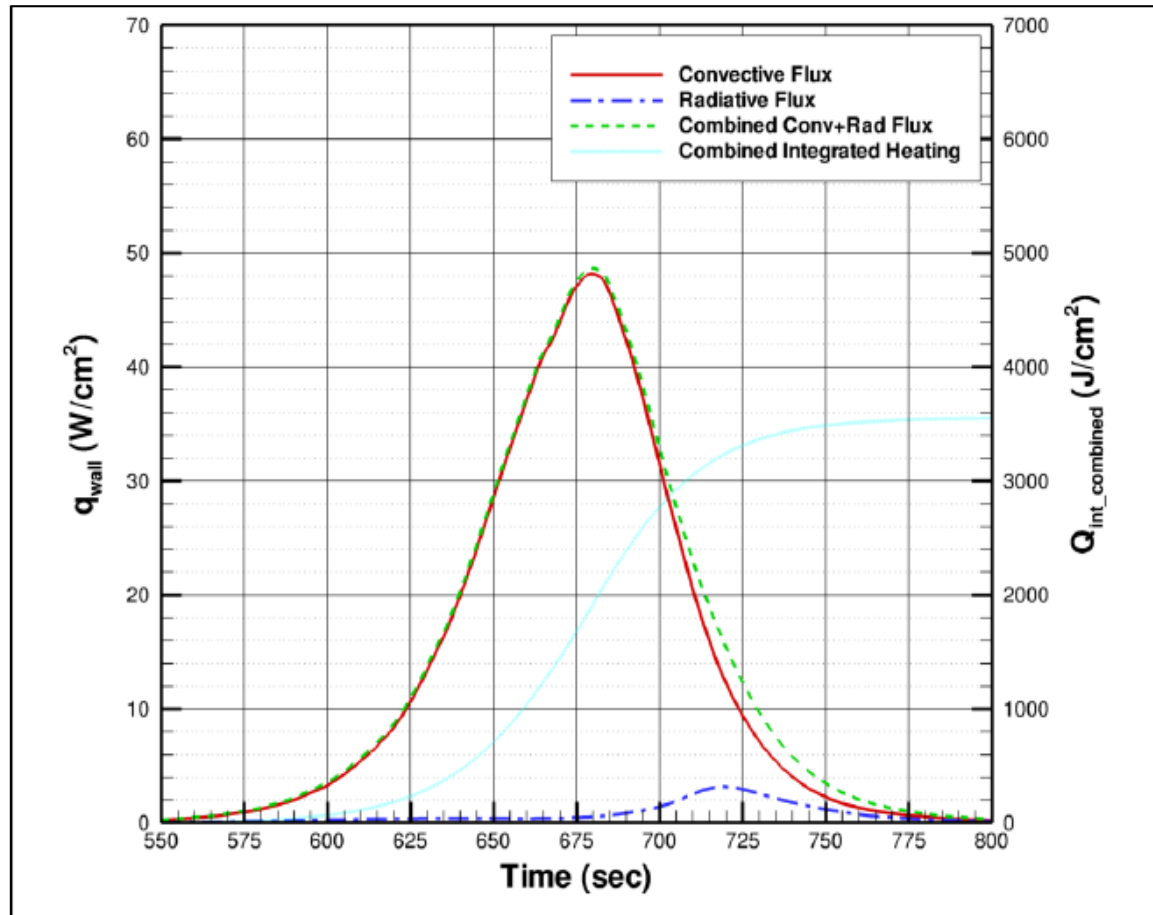
- HARA (High-temperature Aerothermodynamic RAdiation) and NEQAIR (Non-EQuilibrium Radiative Transport and Spectra) programs were used
  - Tangent slab analysis approach utilized (overly conservative)
  - Spotwise comparisons between full angular integration and tangent slab determined knock-down factors for various components

## Postflight

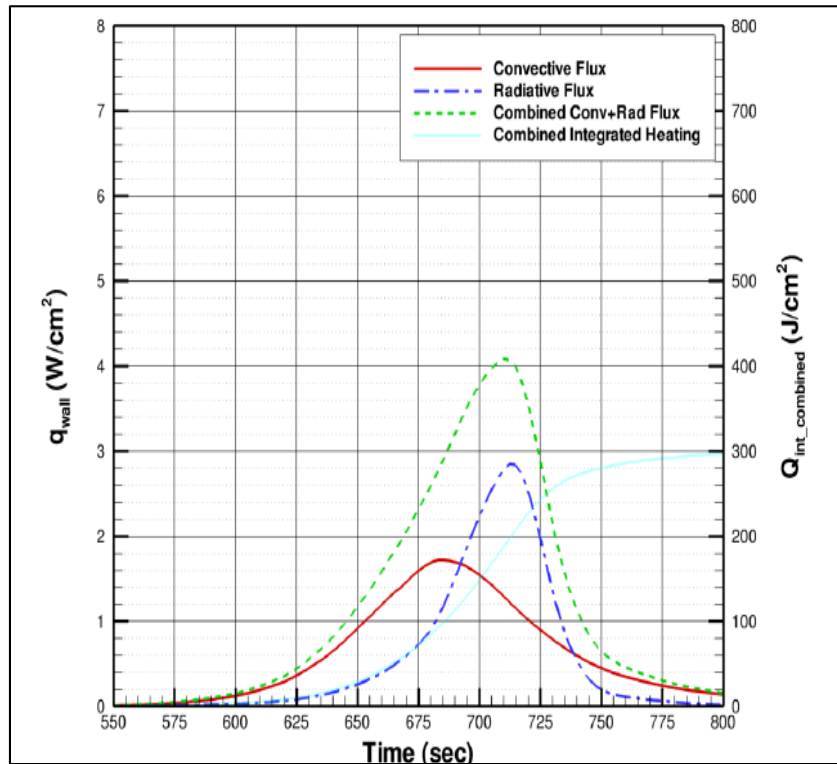
- HARA and NEQAIR analyses with full angular integration were performed
  - Efficiency of these analysis techniques were improved between pre- and post-flight
- InSight established the methodology for modeling radiation for future missions – including margining approach



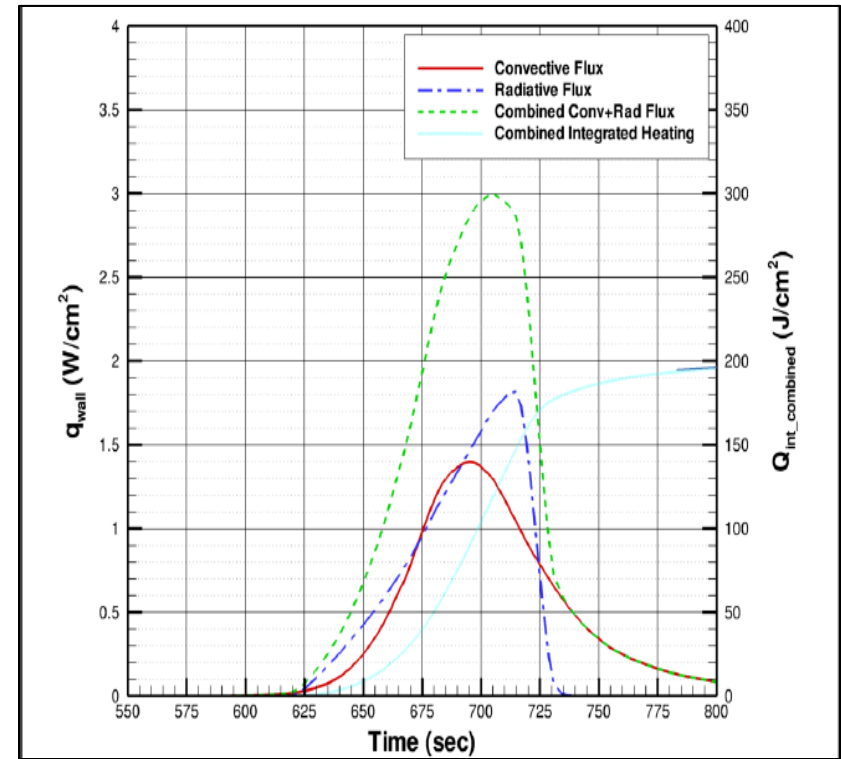
- Forebody stagnation point heating barely affected by including radiation



- Analysis on aft body components showed that **radiation** should be considered for vehicle TPS design
- Largest effects observed on the backshell

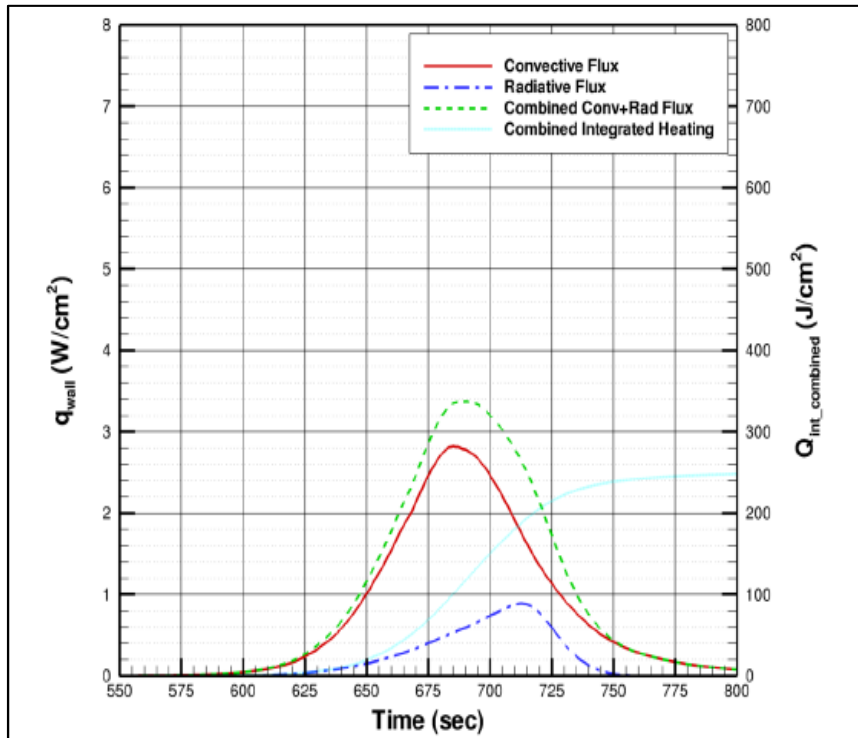


Main seal heating

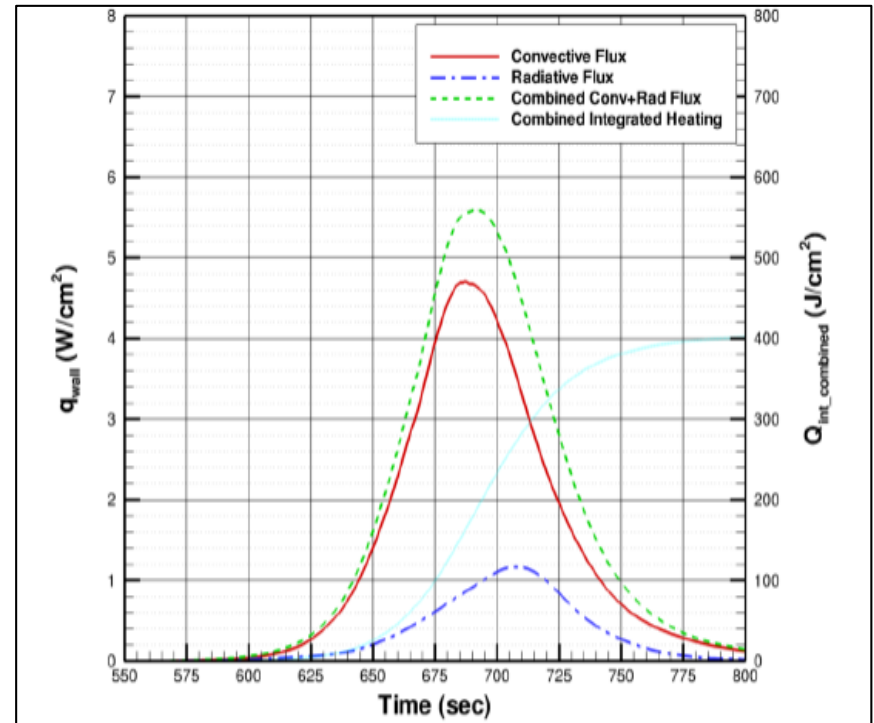


Mid lower backshell heating

- Parachute cone and lid **radiation** effects smaller, but certainly not negligible



Parachute cone heating

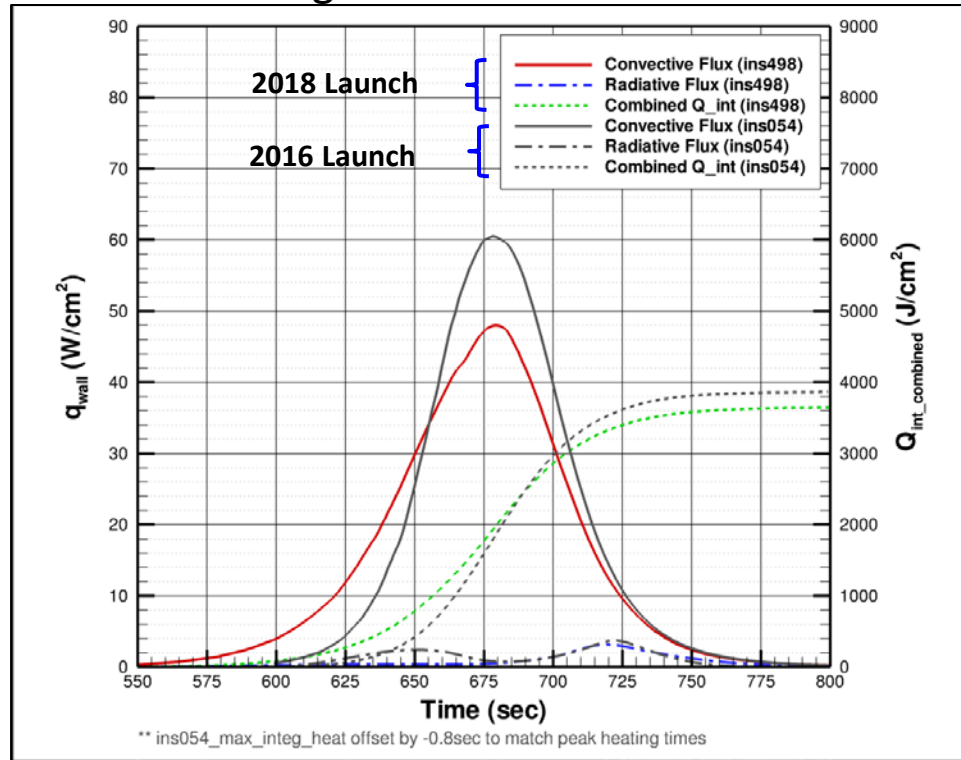


Parachute lid heating

- Sizing based on MSL model of RSS-ed thicknesses required for nominal environments, margined environments, and for a reduced bondline temperature due to uncertainties in material properties
- Phoenix designed with constant TPS thicknesses for each component (no thermal binning)
- First pass looks at peak heating for a component placed at the location with the least thermal mass (on that component)
- Heatshield peak heating is at the stagnation point (due to laminar heating)
  - Dust erosion evaluated based on engineering approximations
  - Total heatshield thickness based on sum of aerothermal sizing and dust erosion
- Analyses for all other components showed that Phoenix design was adequate

- Initial sizing based on 2016 launch showed Phoenix design was adequate, space craft was built and stored prior to delay
- Quick look in 2016 at 2018 launch trajectories showed lower peak heat fluxes and comparable heat loads for all components, so no worries (we thought)

## Stagnation Point Results

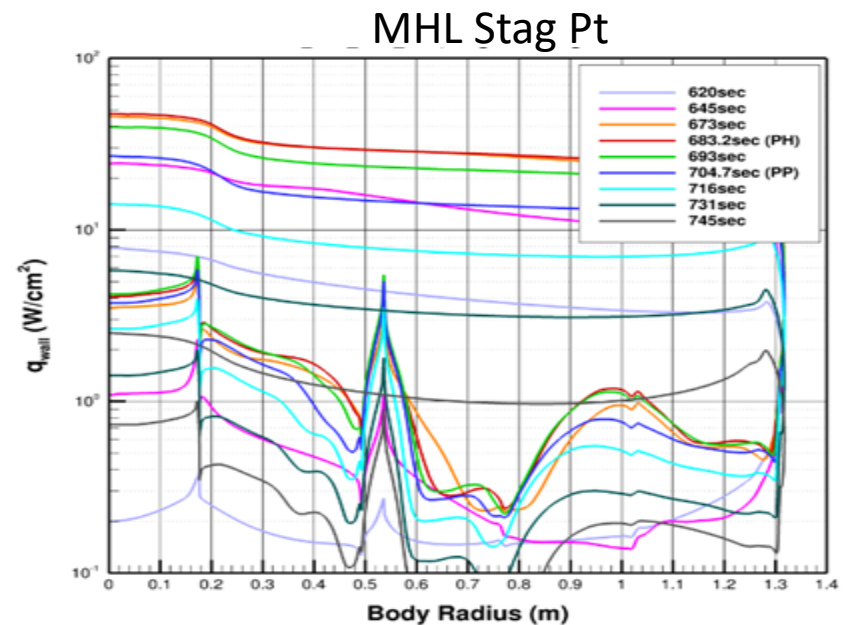
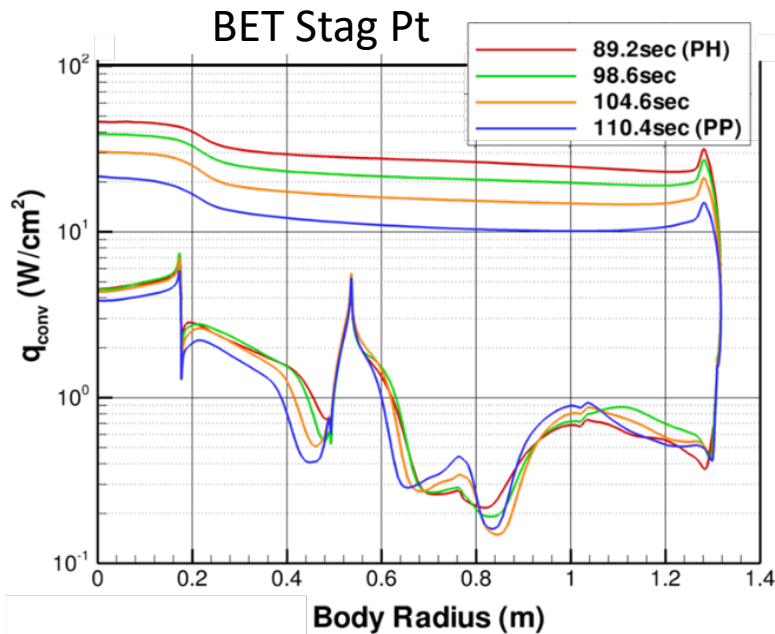


- Analysis resumed in late 2017 to confirm TPS adequacy

- Analyses showed that 2018 launch required more TPS for all components!
  - With lower heating and comparable heat load to 2016 entry?
- Found that the length of the heat pulse had a large effect in the increases
- “Pencils were sharpened”
  - Thicknesses now evaluated at several locations on each component with the local heating and local structure (no more “worst on worst”)
- InSight as-built thicknesses were assessed to be adequate
- Moral: just looking at heat flux and heat load is not enough to inform TPS designers when comparing one trajectory to another

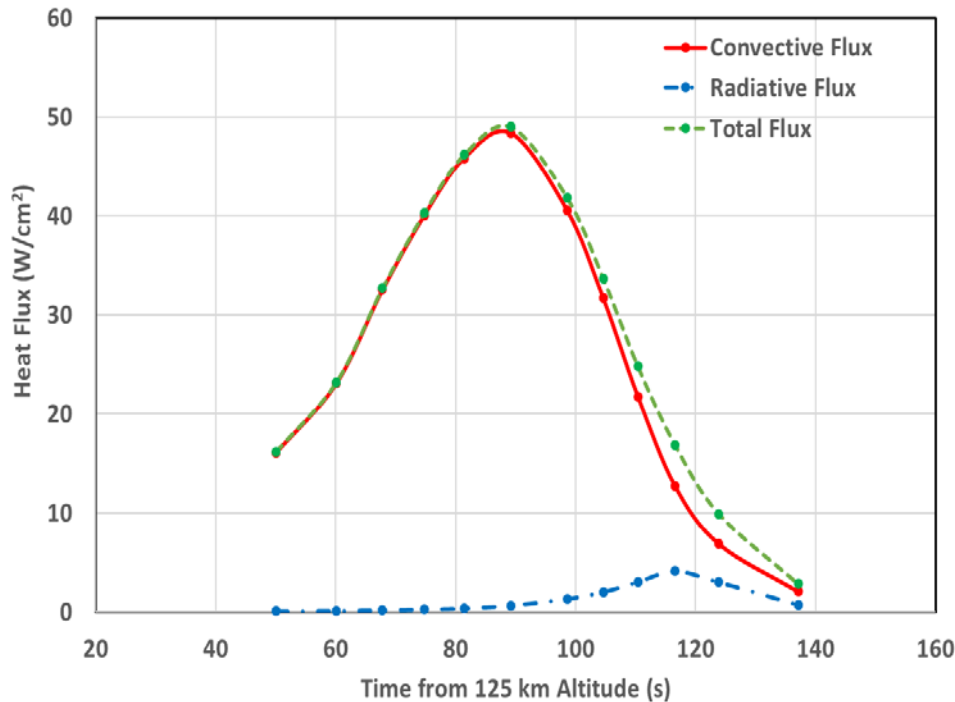


- BET was used to determine the predicted heating on the spacecraft and compared to the predictions used for design
- BET peak heating conditions very similar to MHL design conditions
- BET peak pressure condition(faster descent) lower than MHL

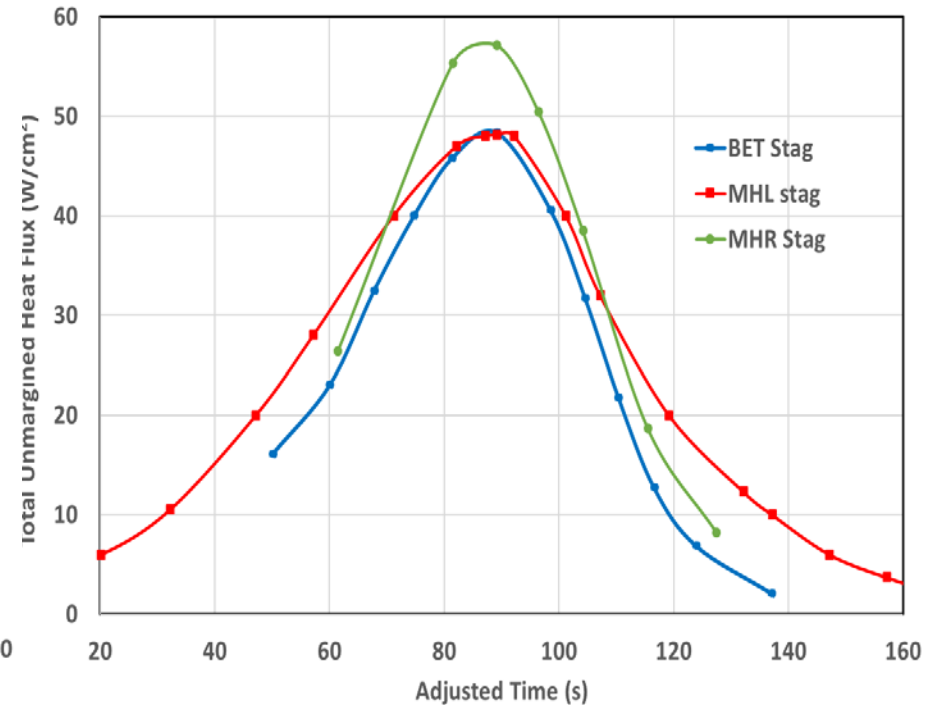


- BET peak heating rate ~same as the MHL design trajectory
- BET pulse time much shorter than MHL (comparable to MHR)
- Atmospheric observations showed little-to-no dust
- Based on TPS sizing lessons learned, TPS thicknesses should have adequately protected the heatshield (no instrumentation to confirm)

Predicted Stag Pt Heating for BET

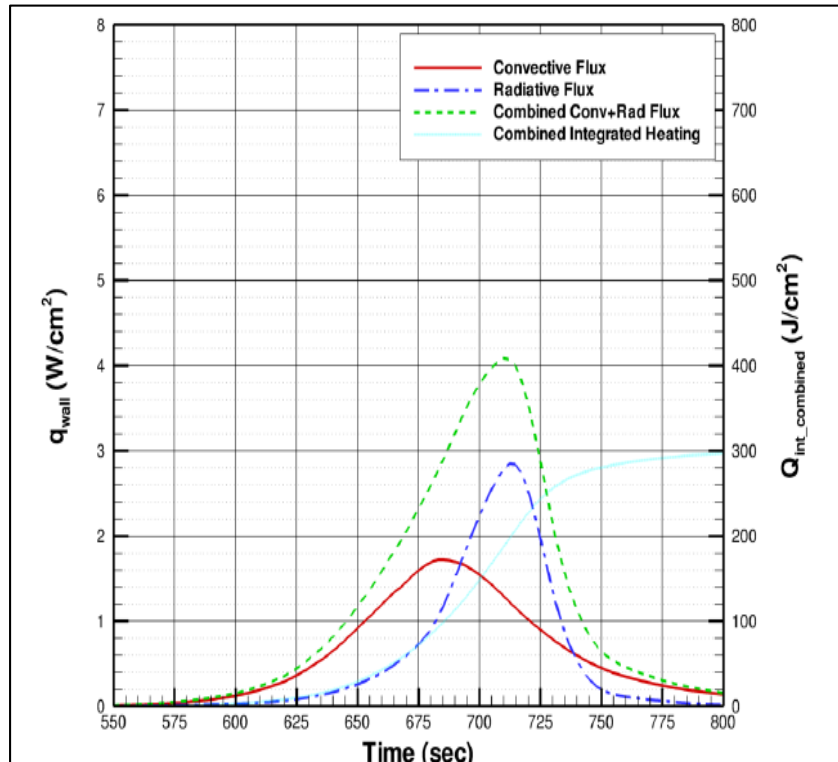


Comparison of Stag Pt Total Heating

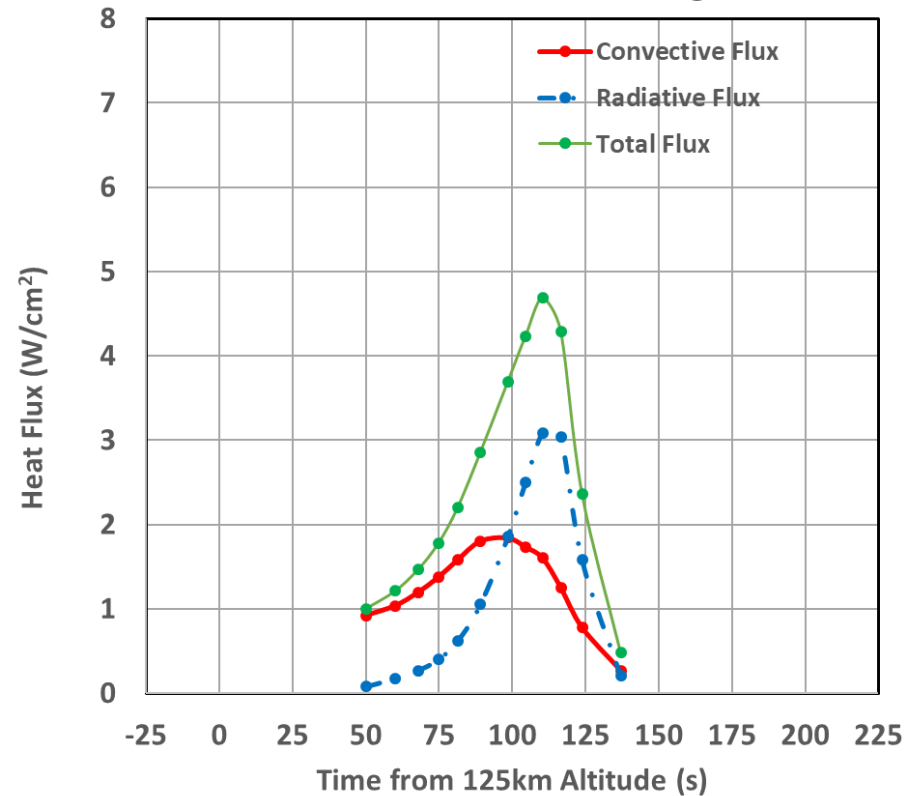


- Main seal predictions show peaks are higher, however, duration *much* shorter than design
- Structure at main seal very “beefy”, so no concerns about TPS

MHL Design Trajectory Predictions

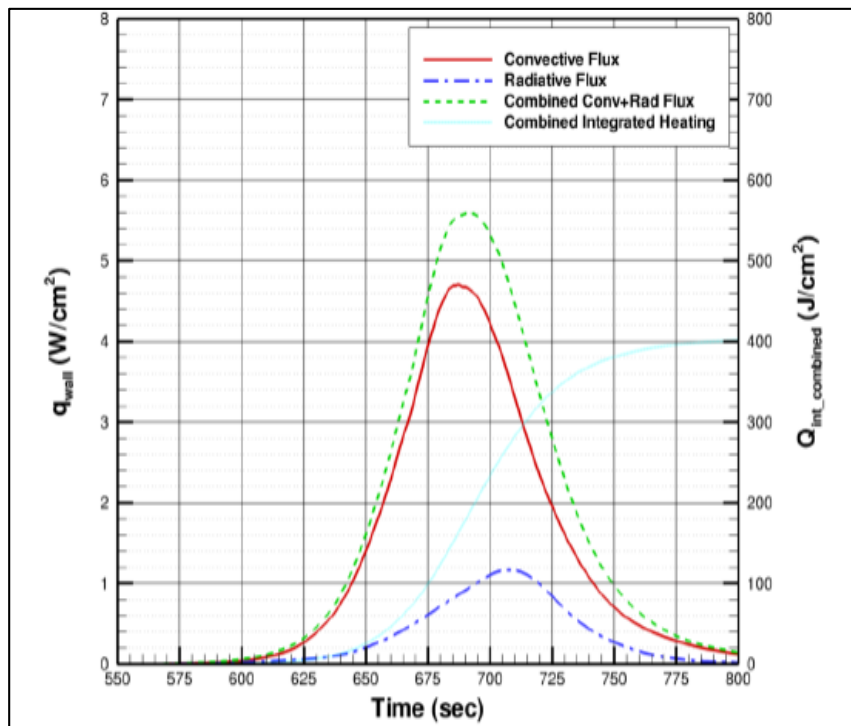


BET Predictions

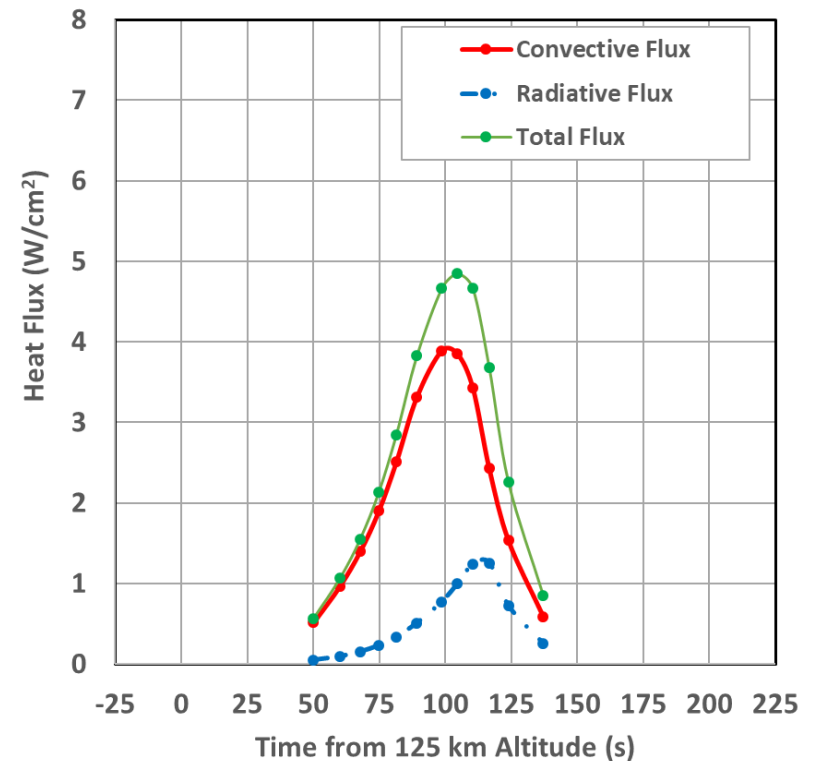


- All heating lower (and shorter times) for BET for the parachute lid

## MHL Design Trajectory Predictions



## BET Predictions



- InSight was the first US Mars mission to consider the radiative heating contribution for the TPS sizing
  - Radiative heating on forebody predicted to be nearly negligible
  - Radiative heating on aft components predicted to be comparable to or larger than convective heating
- Predicted BET environments were less severe than design environments
  - All as-built TPS thicknesses assessed as adequate with no concerns
- In the future, NASA will not neglect radiation when designing TPS for spacecraft going to Mars
- For confirmation of these effects, MEDLI2 (to fly on Mars 2020) will measure radiative and total heat flux on the backshell

- Robin A. S. Beck, *NASA Ames Research Center, Moffett Field, CA, 94035, USA*
- Jarvis T. Songer, *Lockheed Martin Space, Littleton, CO, 80120, USA*
- Christine E. Szalai, *Jet Propulsion Laboratory, California Institute of Technology, Pasadena, CA, 91109, USA*
- David A. Saunders, *Analytical Mechanics Associates, Moffett Field, CA, 94035, USA*
- Mark A. Johnson, *Lockheed Martin Space, Littleton, CO, 80120, USA*
- Chris Karlgaard, *Analytical Mechanics Associates, Hampton, VA, 23666*