

# Adventures & Lessons in Aerospace Engineering: 34 Years at NASA Marshall Space Flight Center


John Rakoczy

Chief, Control Systems Design & Analysis Branch


NASA MSFC

March 16, 2020

# ASTRO-1 & ASTRO-2 Spacelab Missions (1990, 1995)



# PAMELA – Phased Array Mirror Extendible Large Aperture



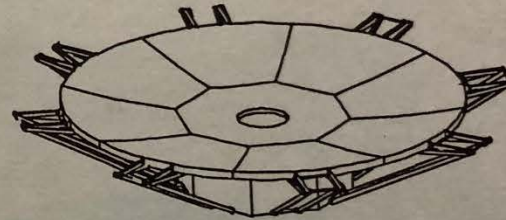
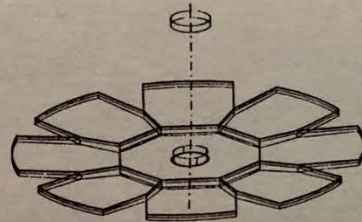
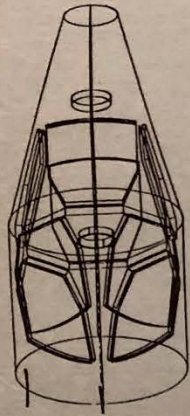
- 36-segment adaptive spherical primary mirror
- 0.5-meter aperture
- 7-cm segments
- Shack-Hartmann wavefront sensor
- Inductive edge sensors
- 5 kHz sample rate
- Tip/tilt/piston control via voice coil actuators
- Closed-loop bandwidth exceeding 100 Hz





**SYMPOSIUM ON OPTICAL SYSTEMS CONCEPTS AND TECHNOLOGY  
FOR THE NEXT GENERATION SPACE TELESCOPE**

**APRIL 15 - 17, 1996**




**NATIONAL AERONAUTICS AND SPACE ADMINISTRATION  
GEORGE C. MARSHALL SPACE FLIGHT CENTER  
HUNTSVILLE, AL 35812**





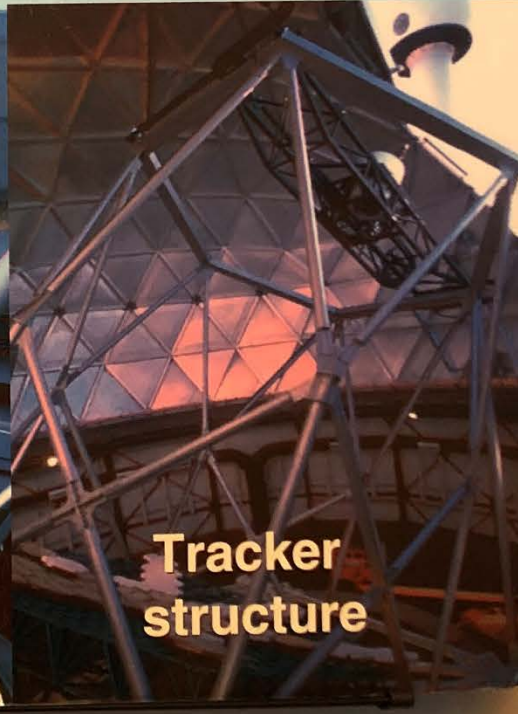
# Segment Alignment Maintenance System (SAMS) for the Hobby-Eberly Telescope



Mirror installation  
on truss


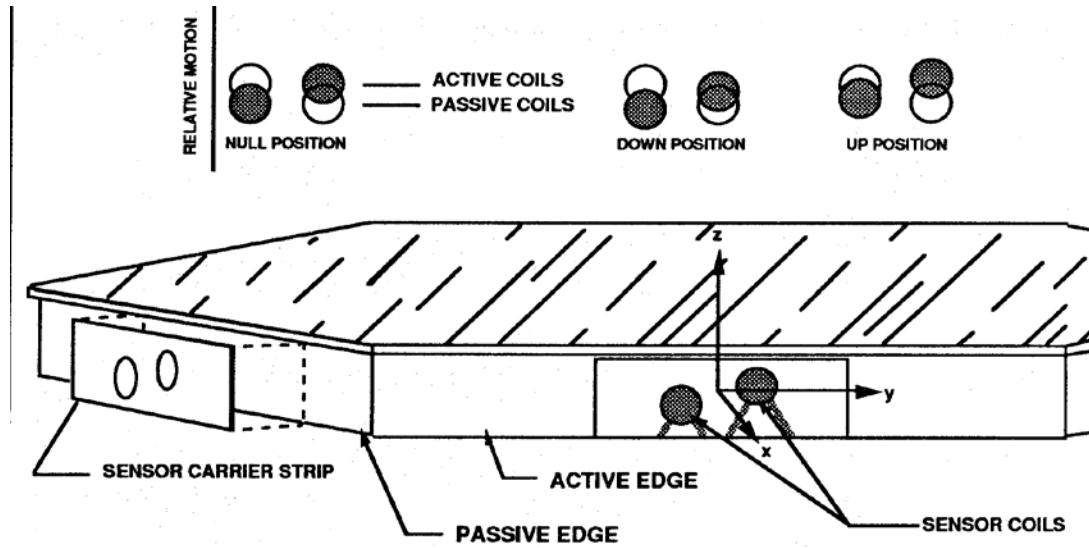


Primary mirror



Tracker  
structure

# Segment Alignment Maintenance System











US007050161B1

(12) **United States Patent**  
**Rakoczy**

(10) **Patent No.:** **US 7,050,161 B1**  
(45) **Date of Patent:** **May 23, 2006**

(54) **GLOBAL RADIUS OF CURVATURE ESTIMATION AND CONTROL SYSTEM FOR SEGMENTED MIRRORS**

(75) Inventor: **John M. Rakoczy**, Madison, AL (US)

(73) Assignee: **The United States of America as represented by the Administration of the National Aeronautics and Space Administration**, Washington, DC (US)

(\* ) Notice: Subject to any disclaimer, the term of this patent is extended or adjusted under 35 U.S.C. 154(b) by 520 days.

(21) Appl. No.: **10/637,085**

(22) Filed: **Aug. 6, 2003**

(51) **Int. Cl.**  
**G01B 9/00** (2006.01)  
**G02B 5/08** (2006.01)

(52) **U.S. Cl.** ..... **356/125; 359/848; 359/849**

(58) **Field of Classification Search** ..... **356/125; 359/848, 849, 851**

See application file for complete search history.

(56) **References Cited**

**U.S. PATENT DOCUMENTS**

4,467,186 A	8/1984	Goralnick et al.	
4,471,447 A	9/1984	Williams et al.	
4,560,256 A	12/1985	Blom	
4,737,621 A	4/1988	Gonsiorowski et al.	
4,816,759 A	3/1989	Ames et al.	
4,825,062 A	4/1989	Rather et al.	
4,904,073 A *	2/1990	Lawton et al.	359/851
4,943,771 A	7/1990	Fuschetto	
5,099,352 A	3/1992	Yamamoto et al.	
5,109,349 A *	4/1992	Ulrich et al.	359/849
5,113,064 A *	5/1992	Manhart	250/201.9
5,265,034 A *	11/1993	Breckenridge et al.	250/201.1

5,477,393 A *	12/1995	Sasaki et al.	359/846
5,623,270 A	4/1997	Kempkes et al.	
6,113,242 A	9/2000	Marker et al.	
6,293,680 B1		Bruns	
6,800,988 B1 *	10/2004	Ribak	310/365

**FOREIGN PATENT DOCUMENTS**

EP 0438664 A2 7/1991

**OTHER PUBLICATIONS**

John Rakoczy et al., "Global Radius-of-Curvature Estimation and Control for the Hobby-Eberly Telescope," Proceedings of the SPIE, 4837-79 ed., p. 681-692, (Aug. 22, 2002).

\* cited by examiner

*Primary Examiner*—Hwa (Andrew) Lee

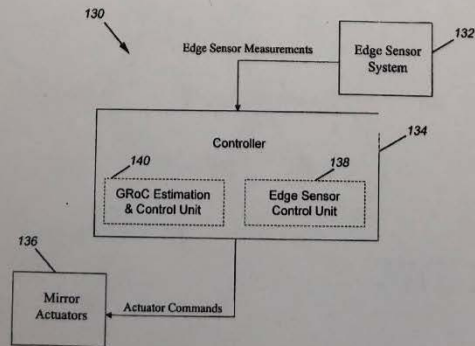
*Assistant Examiner*—Roy M. Punnoose

(74) *Attorney, Agent, or Firm*—James J. McGroarty; Todd E. Marlette

(57) **ABSTRACT**

An apparatus controls positions of plural mirror segments in a segmented mirror with an edge sensor system and a controller. Current mirror segment edge sensor measurements and edge sensor reference measurements are compared with calculated edge sensor bias measurements representing a global radius of curvature. Accumulated prior actuator commands output from an edge sensor control unit are combined with an estimator matrix to form the edge sensor bias measurements. An optimal control matrix unit then accumulates the plurality of edge sensor error signals calculated by the summation unit and outputs the corresponding plurality of actuator commands. The plural mirror actuators respond to the actuator commands by moving respective positions of the mirror segments. A predetermined number of boundary conditions, corresponding to a plurality of hexagonal mirror locations, are removed to afford mathematical matrix calculation.

**21 Claims, 14 Drawing Sheets**




# Mauna Kea Summit – SPIE conference 2002





# Solar Sailing ~ 2005




# NASA Mid Level Leader Program 2010-2011





National Aeronautics and  
Space Administration



MID-LEVEL  
LEADER  
PROGRAM  
2010

JOHN  
**RAKOCZY**

LEAD AEROSPACE ENGINEER, AST

'10

**JOHN RAKOCZY**  
LEAD AEROSPACE ENGINEER, AST

**P:** 256-544-1512

**C:** N/A

**E-MAIL:** [john.m.rakoczy@nasa.gov](mailto:john.m.rakoczy@nasa.gov)

**HOMETOWN:** Madison, AL

**COLLEGE:** Georgia Tech

**ACQUIRED:** 1985

John is a team leader in the Control Systems Design and Analysis Branch, leading Ares I Guidance, Navigation and Control algorithm/software integration. He served as the lead engineer for the Hobby-Eberly Telescope's Segment Alignment Maintenance System from 1999 to 2002. He has performed 10 years' research in active and adaptive optics and has experience in satellite attitude control, space telescope pointing control, flexible body dynamics, integrated modeling and analysis, solar sails, image processing, and optical pattern recognition. John started at NASA as a co-op student in 1985.

YEAR	CLUB	POSITION	LEVEL
1985-	MSFC	LEAD AEROSPACE ENGINEER, AST, NAVIGATION, GUIDANCE & CONTROL SYSTEMS	GS-14



# MLLLP Detail to KSC Summer 2010













# Small Satellite Attitude Control 2009-present







# Space Launch System






# Human Landing Systems

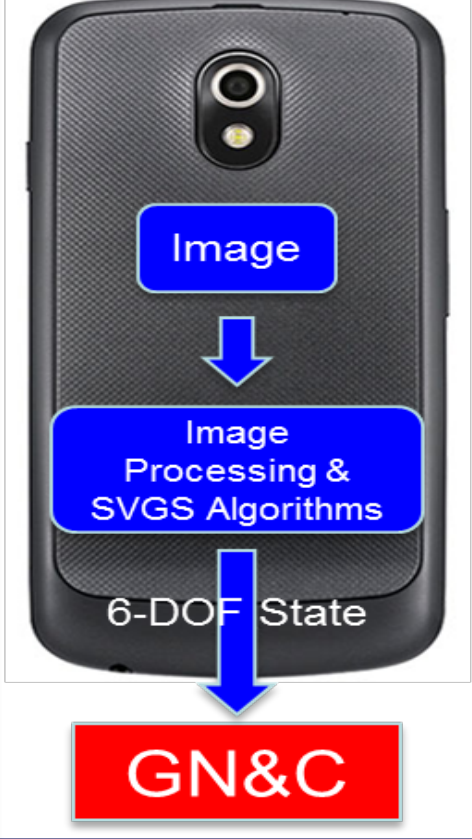


# Smartphone Video Guidance Sensor (SVGS)

Target Spacecraft (3U CubeSat)



Chaser Spacecraft

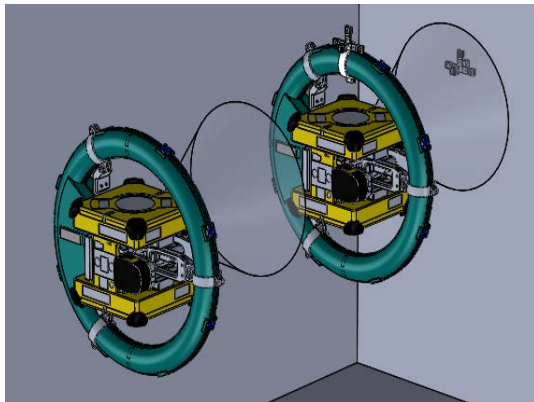





# SVGS/RINGS Integration with Astrobees inside ISS Target 2022



ISS025E013445



Astrobee is successor ISS IVA vehicle  
after SPHERES is demanifested



Partnership with Florida Institute of Technology





# Final Thoughts.....

- Reflections on being a supervisor (2015 – present)
- Communication skills are important
  - Written
  - Oral
- Don't forget the Liberal Arts