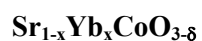


Supplementary information

Structural evolution, electrochemical kinetic properties, and stability of A-site doped perovskite



Chunyang Yang^a, Yun Gan^a, Myongjin Lee^a, Chunlei Ren^a, Kyle S. Brinkman^b, Robert D. Green^c, and

Xingjian Xue^{a,*}

^a Department of Mechanical Engineering, University of South Carolina, Columbia, SC 29208, USA.

^b Materials Science and Engineering, Clemson University, Clemson, SC 29634, USA.

^c NASA Glenn Research Center, Cleveland, OH 44135, USA

*Corresponding Author. Tel: 1-803-576-5598; Fax: 1-803-777-0106; Email: Xue@cec.sc.edu (X. Xue)

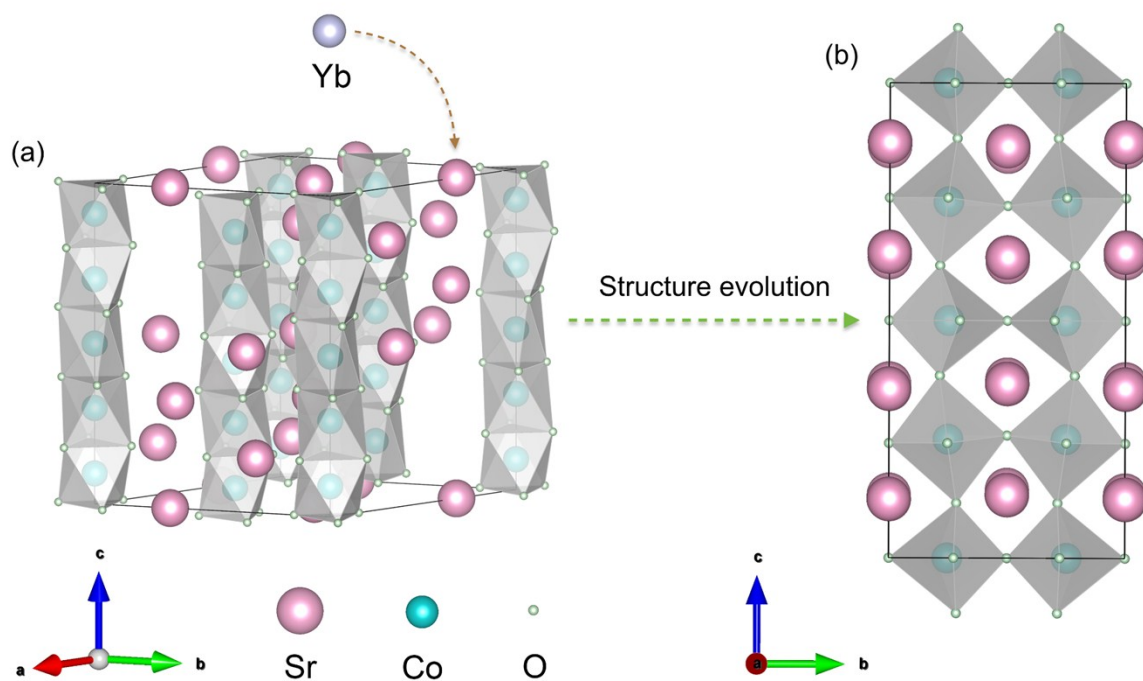


Fig. S1 Schematic of crystal structures: (a) SYbC0 at room temperature ($\text{Sr}_6\text{Co}_5\text{O}_{15}$, space group $R32^1$), (b) SYbC10 at room temperature (space group $I4/mmm^2$). The crystal structures are visualized with VESTA program.³




Fig. S2 TEM images of SYbC10 powder: (a) particles with different sizes are marked, (b) aggregation of small particles.

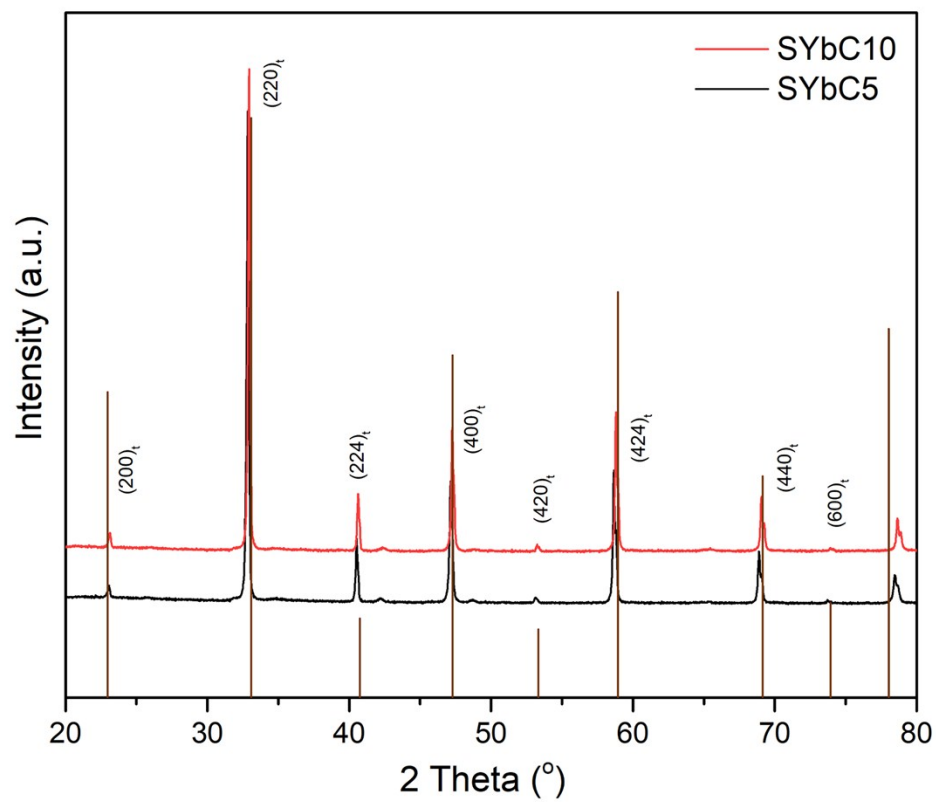


Fig. S3 XRD patterns of SYbC5 and SYbC10 powders calcinated at 1000 °C in air for 6 h, indices of tetragonal symmetry.




Fig. S4 Cross-sectional SEM micrographs of symmetrical cell with SYbc5 (a) and SYbc10 (b) electrode sintered at 1050 °C in air for 2 h.




Fig. S5 Cross-sectional SEM micrographs of symmetrical cell with SYbc10 electrode after durability test (a) and locally enlarged SEM image (b), the area with surface exsolved nano-particles are marked.

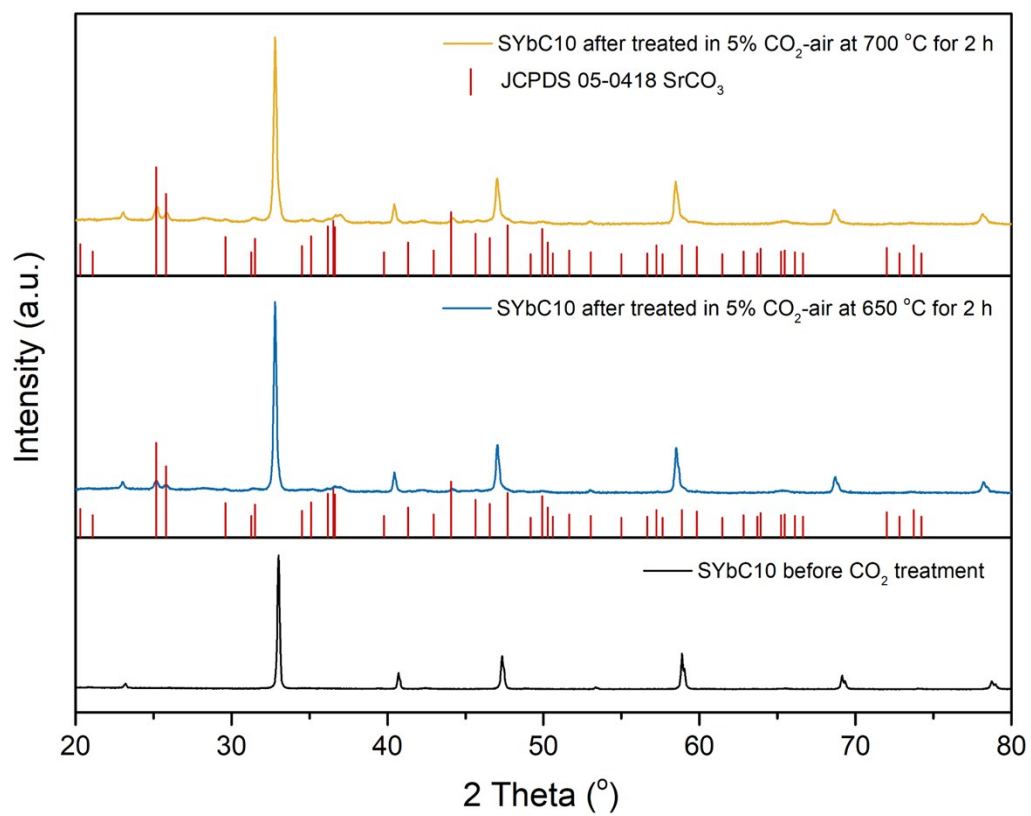


Fig. S6 XRD patterns of SYbC10 powders before and after treated at 700 and 650 °C respectively in 5% CO₂-air for 2 h followed by cooling down under the protection of nitrogen gas, and peak position of SrCO₃ (JCPDS 05-0418).

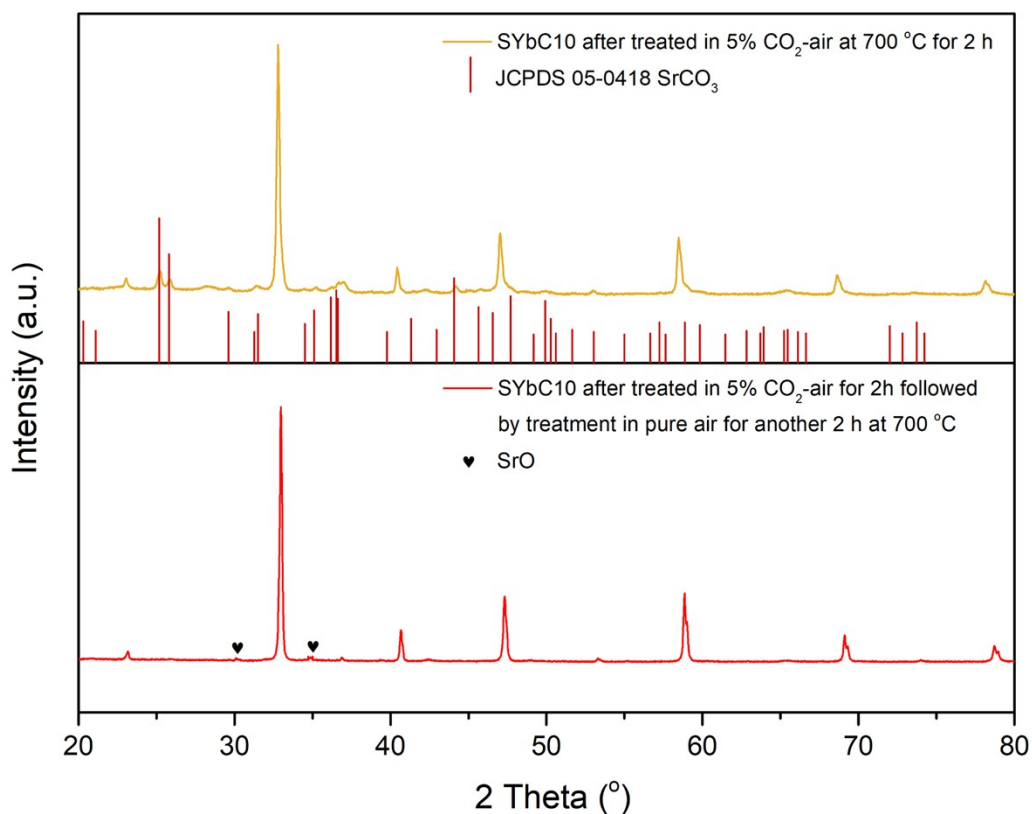


Fig. S7 XRD patterns of SYbC10 powders after treated at 700 in 5% CO₂-air for 2 h followed by cooling down under the protection of nitrogen gas, and those after treated at 700 in 5% CO₂-air for 2 h followed by treatment in pure air for another 2 h at 700 °C.

References

1. W. T. Harrison, S. L. Hegwood and A. J. Jacobson, *J. Chem. Soc., Chem. Commun.*, 1995, 1953-1954.
2. C. Sarno, T. Yang, E. Di Bartolomeo, A. Huq, K. Huang and S. McIntosh, *Solid State Ionics*, 2018, **321**, 34-42.
3. K. Momma and F. Izumi, *J. Appl. Crystallogr.*, 2011, **44**, 1272-1276.